



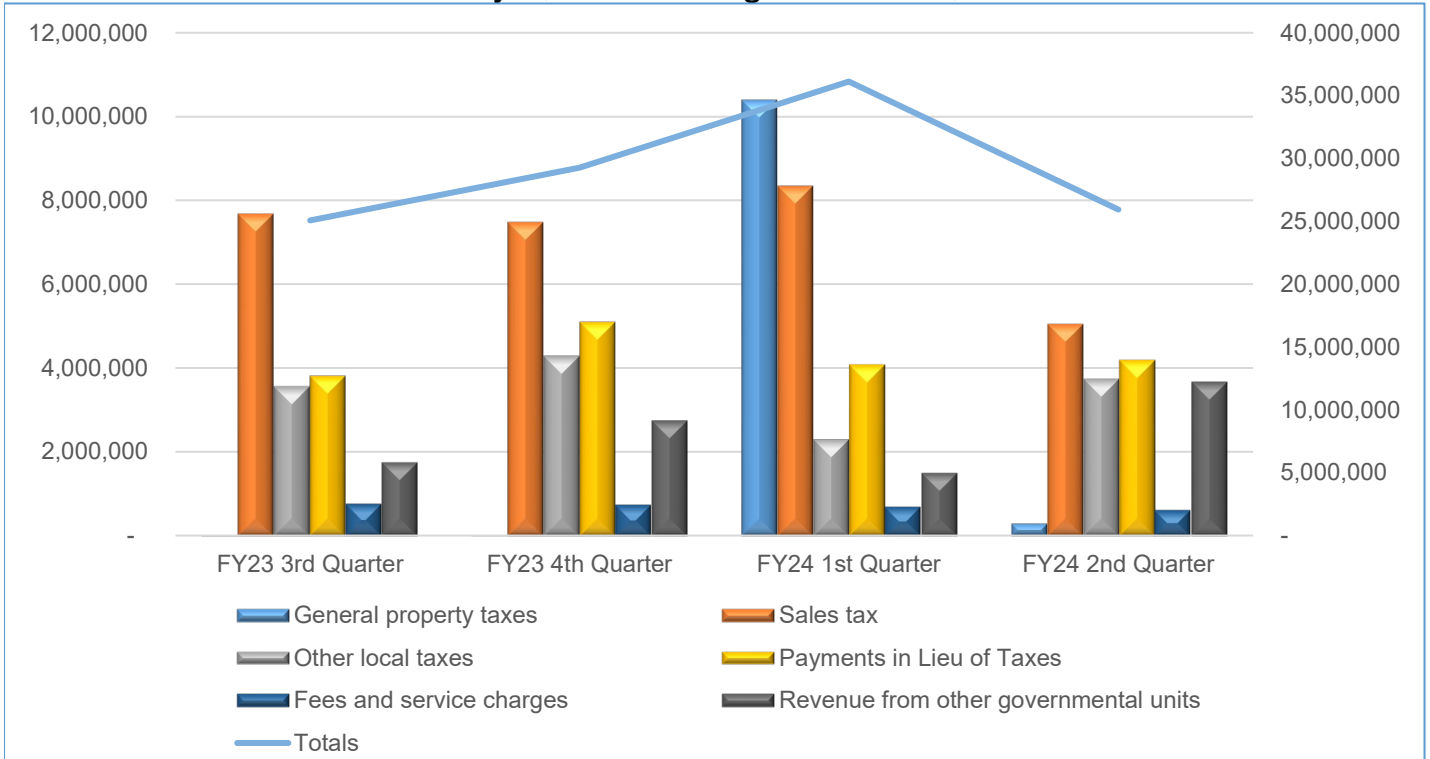
# City of Columbia

## General Fund

### Quarterly Revenue Report

#### 2nd Quarter Fiscal Year 2024

January 1, 2024 through March 31, 2024



Revenue Categories	FY23 3rd Quarter	FY23 4th Quarter	FY24 1st Quarter	FY24 2nd Quarter
General property taxes	13,128	1,812	10,399,486	300,648
Sales tax	7,671,154	7,474,428	8,339,215	5,048,900
Use tax	903,930	1,684,965	1,310,910	759,138
Other local taxes	3,560,302	4,276,117	2,303,892	3,735,192
Payments in Lieu of Taxes	3,813,391	5,095,097	4,087,001	4,193,600
Licenses and permits	955,171	436,688	152,116	118,743
Fines	104,854	89,649	86,363	81,592
Fees and service charges	750,467	729,350	687,256	605,948
Intragovernmental revenue	2,720,390	2,648,812	3,407,519	3,700,957
Revenue from other governmental units	1,760,179	2,757,221	1,508,903	3,672,949
Investment revenue	(123,899)	984,180	1,124,421	719,734
Miscellaneous	791,268	852,118	335,067	528,628
Transfers	2,153,156	2,231,128	2,380,117	2,478,863
<b>Totals</b>	<b>25,073,491</b>	<b>29,261,564</b>	<b>36,122,267</b>	<b>25,944,893</b>



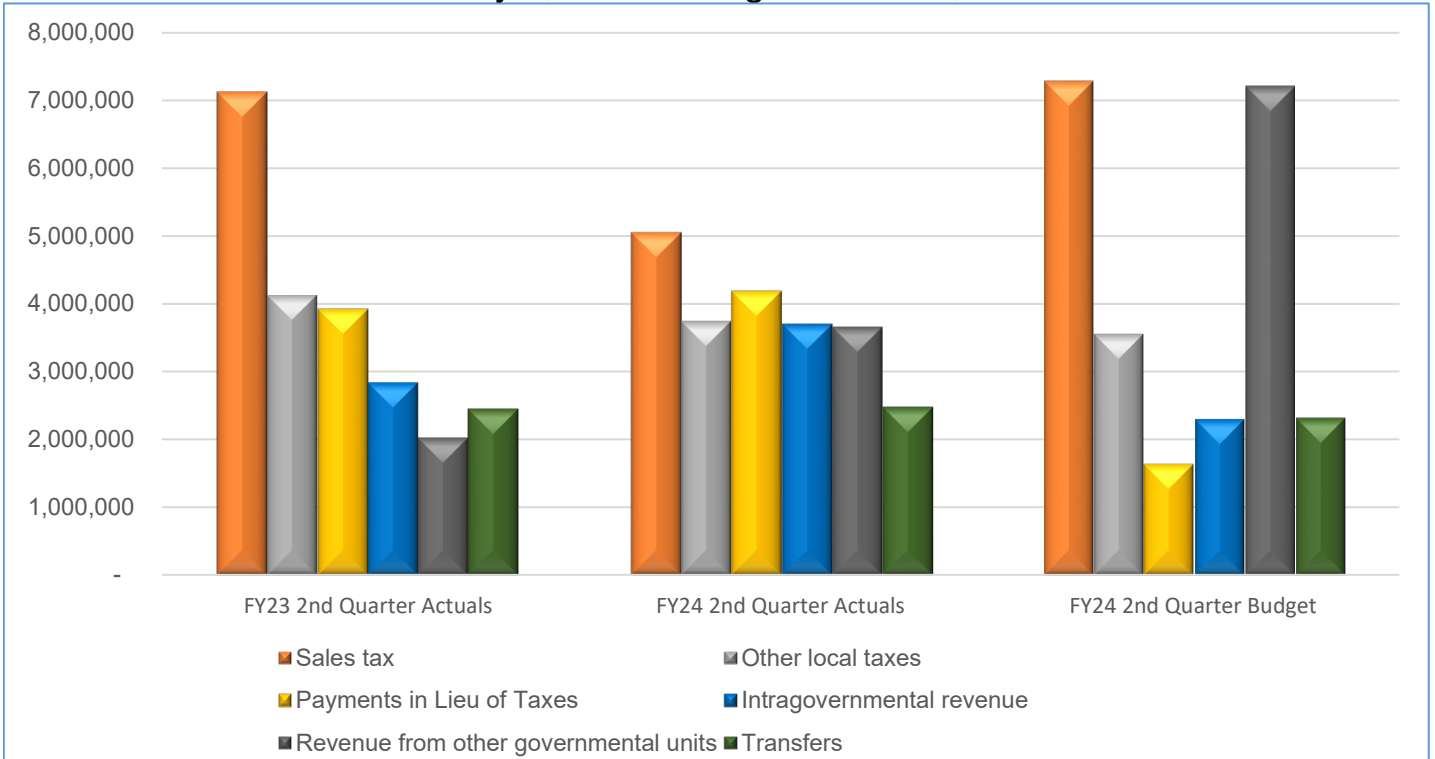
# City of Columbia

## General Fund

### Revenue Comparison Report

#### 2nd Quarter Fiscal Year 2024

January 1, 2024 through March 31, 2024



Revenue Categories	FY23 2nd Quarter Actuals	FY24 2nd Quarter Actuals	FY24 2nd Quarter Budget	FY23-FY24 Difference	FY24 Budget to Actual
General property taxes	492,676	300,648	290,933	(192,028)	9,715
Sales tax	7,122,177	5,048,900	7,281,088	(2,073,277)	(2,232,189)
Use tax	839,397	759,138	1,128,773	(80,260)	(369,635)
Other local taxes	4,114,238	3,735,192	3,544,146	(379,046)	191,047
Payments in Lieu of Taxes	3,925,635	4,193,600	1,641,372	267,965	2,552,228
Licenses and permits	132,566	118,743	324,694	(13,822)	(205,951)
Fines	126,425	81,592	115,532	(44,833)	(33,940)
Fees and service charges	674,198	605,948	869,656	(68,249)	(263,708)
Intragovernmental revenue	2,840,250	3,700,957	2,301,230	860,707	1,399,727
Revenue from other governmental units	2,043,915	3,672,949	7,209,695	1,629,034	(3,536,746)
Investment revenue	1,234,653	719,734	543,412	(514,918)	176,322
Miscellaneous	569,120	528,628	504,818	(40,492)	23,810
Transfers	2,449,414	2,478,863	2,314,781	29,449	164,082
<b>Totals</b>	<b>26,564,663</b>	<b>25,944,893</b>	<b>28,070,129</b>	<b>(619,771)</b>	<b>(2,125,237)</b>



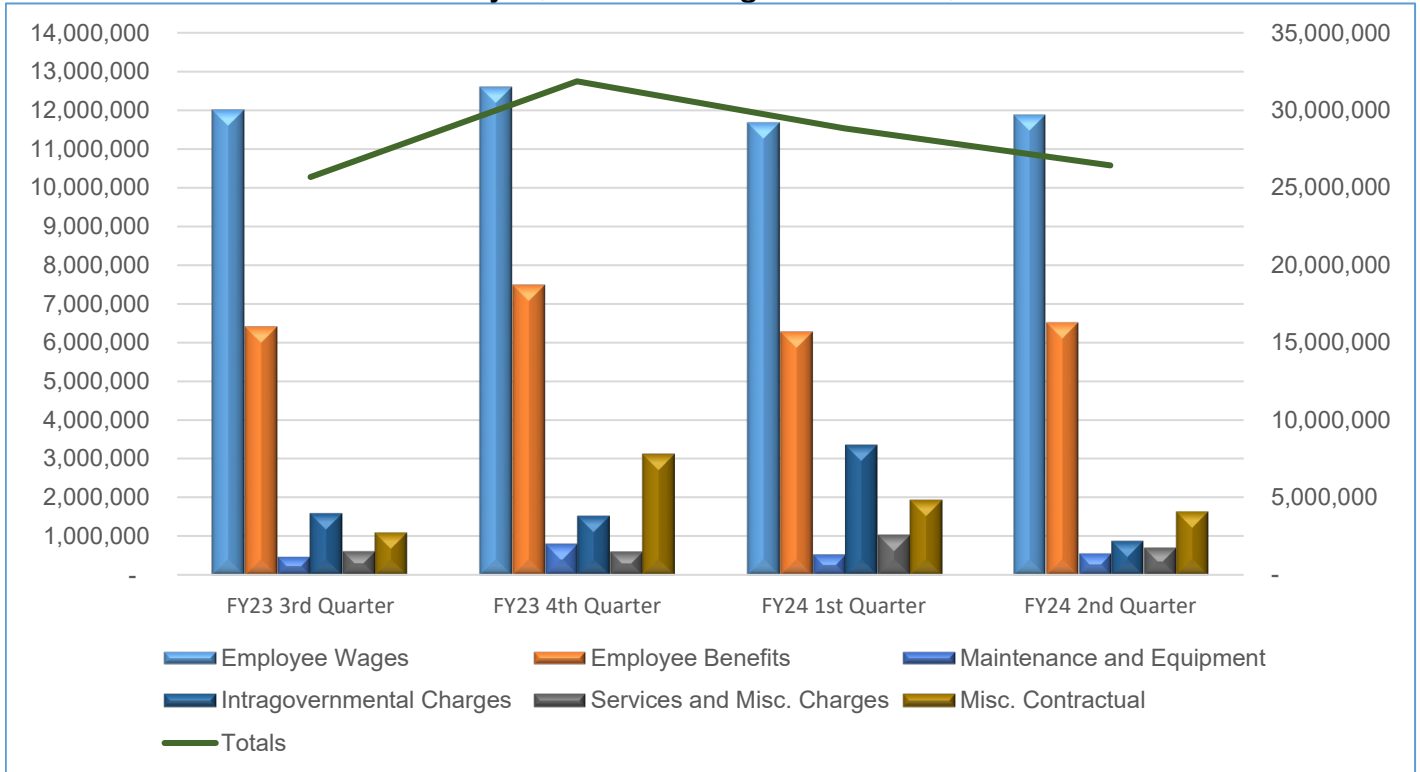
# City of Columbia

## General Fund

### Quarterly Expense Report

#### 2nd Quarter Fiscal Year 2024

January 1, 2024 through March 31, 2024



Expense Categories	FY23 3rd Quarter	FY23 4th Quarter	FY24 1st Quarter	FY24 2nd Quarter
Employee Wages	12,009,294	12,595,462	11,672,056	11,872,213
Employee Benefits	6,400,904	7,476,417	6,268,020	6,504,796
Construction Materials	430,479	581,228	265,144	229,637
Operating Supplies	329,966	1,098,046	623,493	422,602
Maintenance and Equipment	458,745	777,127	520,002	543,444
Training and Travel	152,446	201,855	215,560	222,554
Intragovernmental Charges	1,596,665	1,536,593	3,340,106	891,925
Utilities	375,080	494,815	380,054	425,160
Services and Misc. Charges	617,482	608,608	1,033,198	704,086
Misc. Contractual	1,096,248	3,099,457	1,925,436	1,630,376
Transfers Out	2,220,510	3,398,062	2,600,711	2,985,983
Capital Outlay	-	-	-	-
<b>Totals</b>	<b>25,687,819</b>	<b>31,867,670</b>	<b>28,843,779</b>	<b>26,432,777</b>



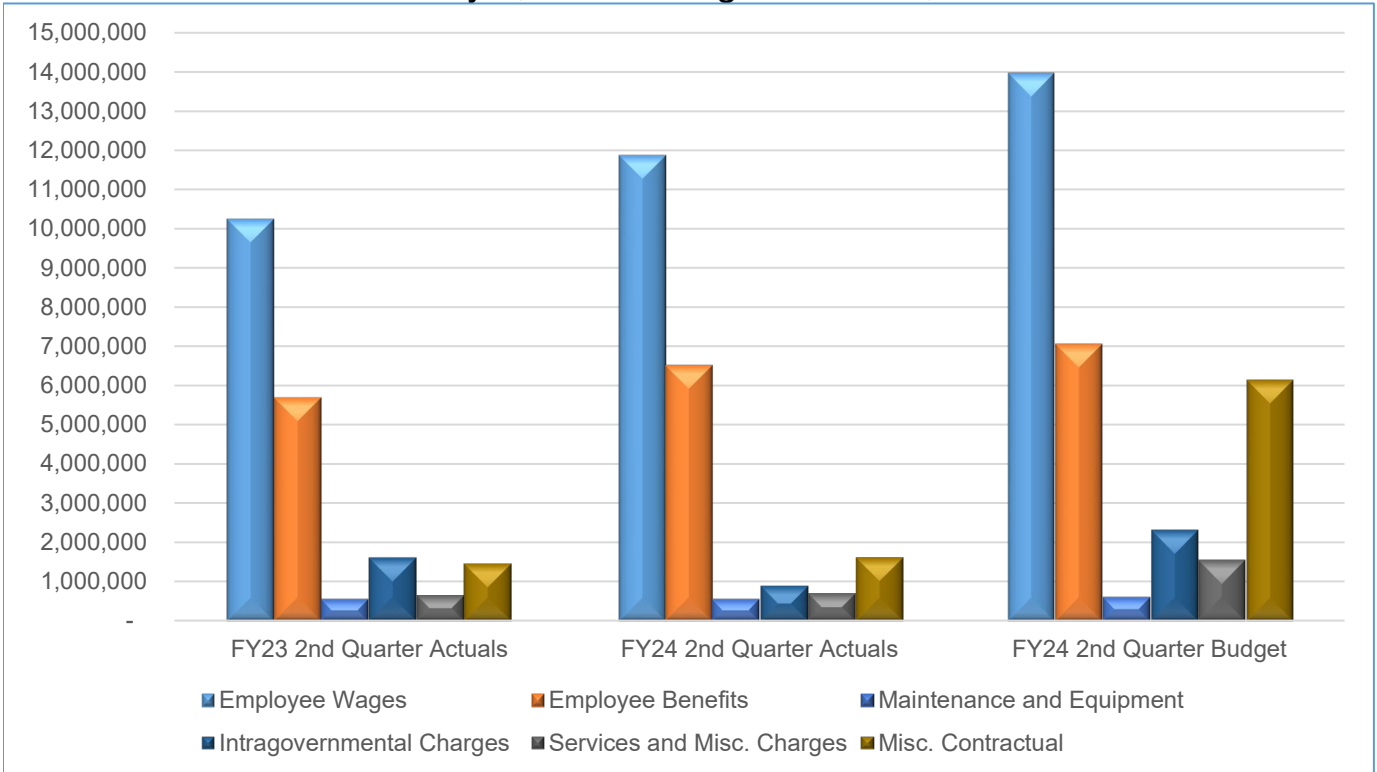
# City of Columbia

## General Fund

### Expense Comparison Report

#### 2nd Quarter Fiscal Year 2024

January 1, 2024 through March 31, 2024



Expense Categories	FY23 2nd Quarter Actuals	FY24 2nd Quarter Actuals	FY24 2nd Quarter Budget	FY23-FY24 Difference	FY24 Budget to Actual
Employee Wages	10,250,772	11,872,213	13,956,323	1,621,441	(2,084,109)
Employee Benefits	5,682,106	6,504,796	7,040,007	822,690	(535,211)
Construction Materials	320,773	229,637	358,882	(91,136)	(129,245)
Operating Supplies	360,492	422,602	569,235	62,110	(146,633)
Maintenance and Equipment	541,157	543,444	589,100	2,287	(45,655)
Training and Travel	151,385	222,554	318,425	71,169	(95,871)
Intragovernmental Charges	1,607,195	891,925	2,300,720	(715,270)	(1,408,796)
Utilities	297,407	425,160	367,734	127,753	57,425
Services and Misc. Charges	660,956	704,086	1,541,339	43,130	(837,253)
Misc. Contractual	1,474,171	1,630,376	6,129,743	156,205	(4,499,366)
Transfers Out	1,917,770	2,985,983	2,158,042	1,068,213	827,941
Capital Outlay	(42,802)	-	89,846	42,802	(89,846)
<b>Totals</b>	<b>23,221,382</b>	<b>26,432,777</b>	<b>35,419,397</b>	<b>3,211,395</b>	<b>(8,986,619)</b>



# City of Columbia

## General Fund

### Revenues Over/(Under) Expenses

#### 2nd Quarter Fiscal Year 2024

January 1, 2024 through March 31, 2024

Revenue Categories	FY23 3rd Quarter	FY23 4th Quarter	FY24 1st Quarter	FY24 2nd Quarter
General property taxes	13,128	1,812	10,399,486	300,648
Sales tax	7,671,154	7,474,428	8,339,215	5,048,900
Use tax	903,930	1,684,965	1,310,910	759,138
Other local taxes	3,560,302	4,276,117	2,303,892	3,735,192
Payments in Lieu of Taxes	3,813,391	5,095,097	4,087,001	4,193,600
Licenses and permits	955,171	436,688	152,116	118,743
Fines	104,854	89,649	86,363	81,592
Fees and service charges	750,467	729,350	687,256	605,948
Intragovernmental revenue	2,720,390	2,648,812	3,407,519	3,700,957
Revenue from other governmental units	1,760,179	2,757,221	1,508,903	3,672,949
Investment revenue	(123,899)	984,180	1,124,421	719,734
Miscellaneous	791,268	852,118	335,067	528,628
Transfers	2,153,156	2,231,128	2,380,117	2,478,863
<b>Totals</b>	<b>25,073,491</b>	<b>29,261,564</b>	<b>36,122,267</b>	<b>25,944,893</b>
Expense Categories	FY23 3rd Quarter	FY23 4th Quarter	FY24 1st Quarter	FY24 2nd Quarter
Employee Wages	12,009,294	12,595,462	11,672,056	11,872,213
Employee Benefits	6,400,904	7,476,417	6,268,020	6,504,796
Construction Materials	430,479	581,228	265,144	229,637
Operating Supplies	329,966	1,098,046	623,493	422,602
Maintenance and Equipment	458,745	777,127	520,002	543,444
Training and Travel	152,446	201,855	215,560	222,554
Intragovernmental Charges	1,596,665	1,536,593	3,340,106	891,925
Utilities	375,080	494,815	380,054	425,160
Services and Misc. Charges	617,482	608,608	1,033,198	704,086
Misc. Contractual	1,096,248	3,099,457	1,925,436	1,630,376
Transfers Out	2,220,510	3,398,062	2,600,711	2,985,983
Capital Outlay	-	-	-	-
<b>Totals</b>	<b>25,687,819</b>	<b>31,867,670</b>	<b>28,843,779</b>	<b>26,432,777</b>
<b>Revenues Over/(Under) Expense</b>	<b>(614,328)</b>	<b>(2,606,106)</b>	<b>7,278,488</b>	<b>(487,884)</b>