




## Cash Balance Update as of 12/31/21

### Total Cash Balance

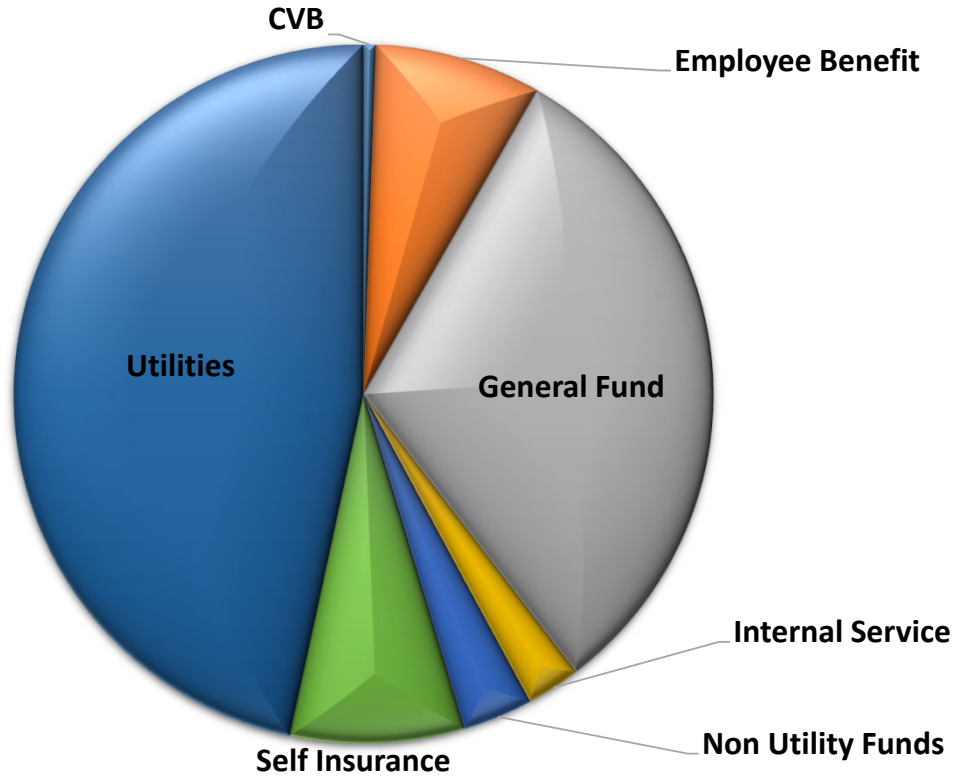


Cash Balances	12/31/2020	9/30/2021	12/31/2021	YTD Change	QTD Change
Operating Cash	165,306,253	210,748,157	177,149,220	7%	-16%
Restricted Cash	66,439,252	86,857,119	80,875,492	22%	-7%
Capital Projects	177,264,805	158,612,655	182,072,112	3%	15%
<b>Total</b>	<b>409,010,310</b>	<b>456,217,931</b>	<b>440,096,824</b>	<b>8%</b>	<b>-4%</b>



# Cash Balance Update as of 12/31/21

## Operating Cash

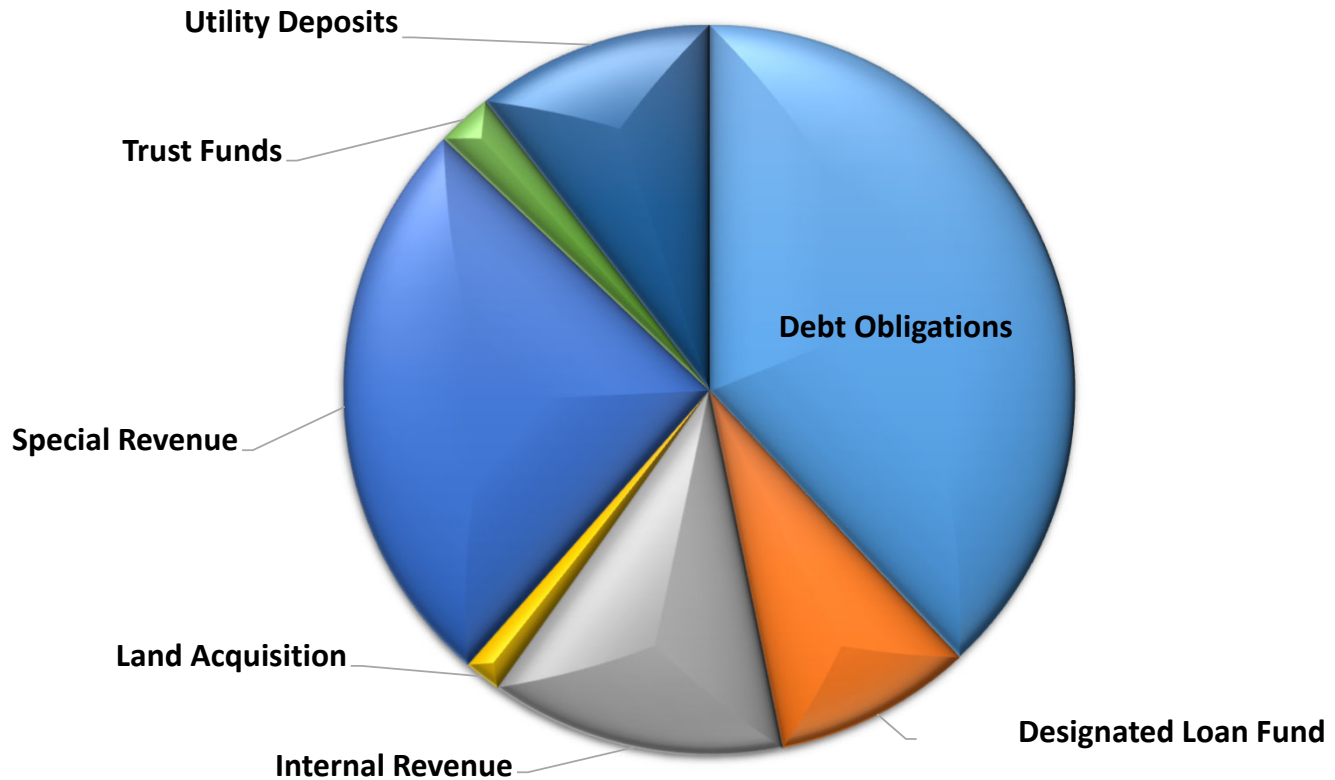


Funds	12/31/2020	9/30/2021	12/31/2021	YTD Change	QTD Change
CVB	678,820	957,756	993,434	46%	4%
Employee Benefit	10,954,531	12,649,154	13,653,788	25%	8%
General Fund	37,267,689	61,318,592	55,554,496	49%	-9%
Internal Service	4,781,592	4,448,872	4,406,095	-8%	-1%
Non Utility Funds	7,831,017	6,481,192	5,737,215	-27%	-11%
Self Insurance	16,290,364	18,450,805	14,209,619	-13%	-23%
Utilities	87,502,240	106,441,786	82,594,573	-6%	-22%
<b>Total</b>	<b>165,306,253</b>	<b>210,748,157</b>	<b>177,149,220</b>	<b>7%</b>	<b>-16%</b>



## Cash Balance Update as of 12/31/21

### Restricted Cash

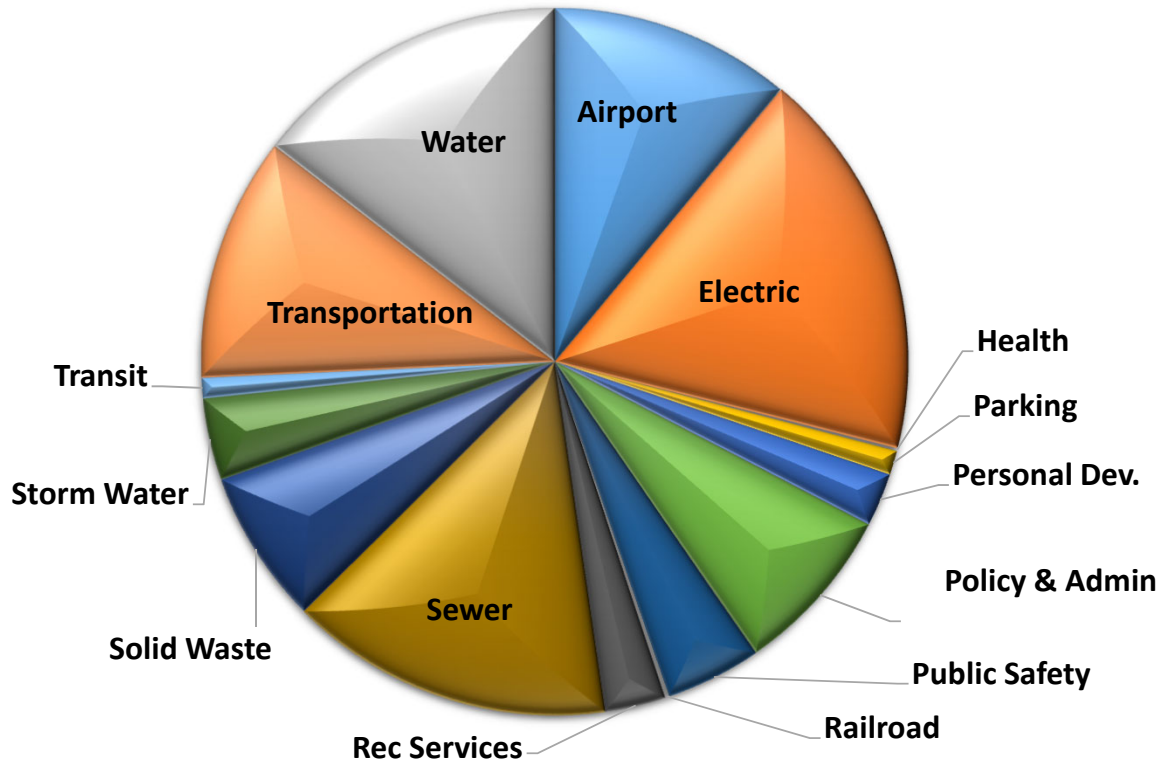


Restrictions	12/31/2020	9/30/2021	12/31/2021	YTD Change	QTD Change
Debt Obligations	32,869,256	43,051,838	30,736,580	-6%	-29%
Designated Loan Fund	4,536,731	6,876,314	7,094,841	56%	3%
Internal Revenue	7,260,745	7,333,863	10,560,052	45%	44%
Land Acquisition	0	1,325,352	1,325,352	0%	0%
Special Revenue	12,515,077	19,083,167	20,706,958	65%	9%
Trust Funds	1,293,039	1,038,472	1,975,423	53%	90%
Utility Deposits	7,964,403	8,148,114	8,476,285	6%	4%
<b>Total</b>	<b>66,439,252</b>	<b>86,857,119</b>	<b>80,875,492</b>	<b>22%</b>	<b>-7%</b>



# Cash Balance Update as of 12/31/21

## Capital Projects



Project Accounts	12/31/2020	9/30/2021	12/31/2021	YTD Change	QTD Change
Airport	26,712,414	23,780,166	20,043,557	-25%	-16%
Electric	28,763,286	25,787,972	32,645,906	13%	27%
Health	232,909	232,909	232,909	0%	0%
Parking	1,782,098	1,667,231	2,017,876	13%	21%
Personal Dev.	3,818,990	4,521,908	4,432,997	16%	-2%
Policy & Admin	11,994,560	13,481,750	14,127,313	18%	5%
Public Safety	9,695,216	7,563,377	7,975,979	-18%	5%
Railroad	267,915	267,915	366,458	37%	37%
Rec Services	916,291	774,507	5,017,147	448%	548%
Sewer	22,375,647	20,823,063	27,031,624	21%	30%
Solid Waste	9,797,500	9,705,020	12,831,392	31%	32%
Storm Water	5,942,058	4,672,956	6,808,519	15%	46%
Transit	2,008,483	2,221,001	1,706,489	-15%	-23%
Transportation	26,972,553	19,518,946	20,348,234	-25%	4%
Water	25,984,884	23,593,935	26,485,712	2%	12%
<b>Total</b>	<b>\$177,264,805</b>	<b>\$158,612,655</b>	<b>\$182,072,112</b>	<b>3%</b>	<b>15%</b>