

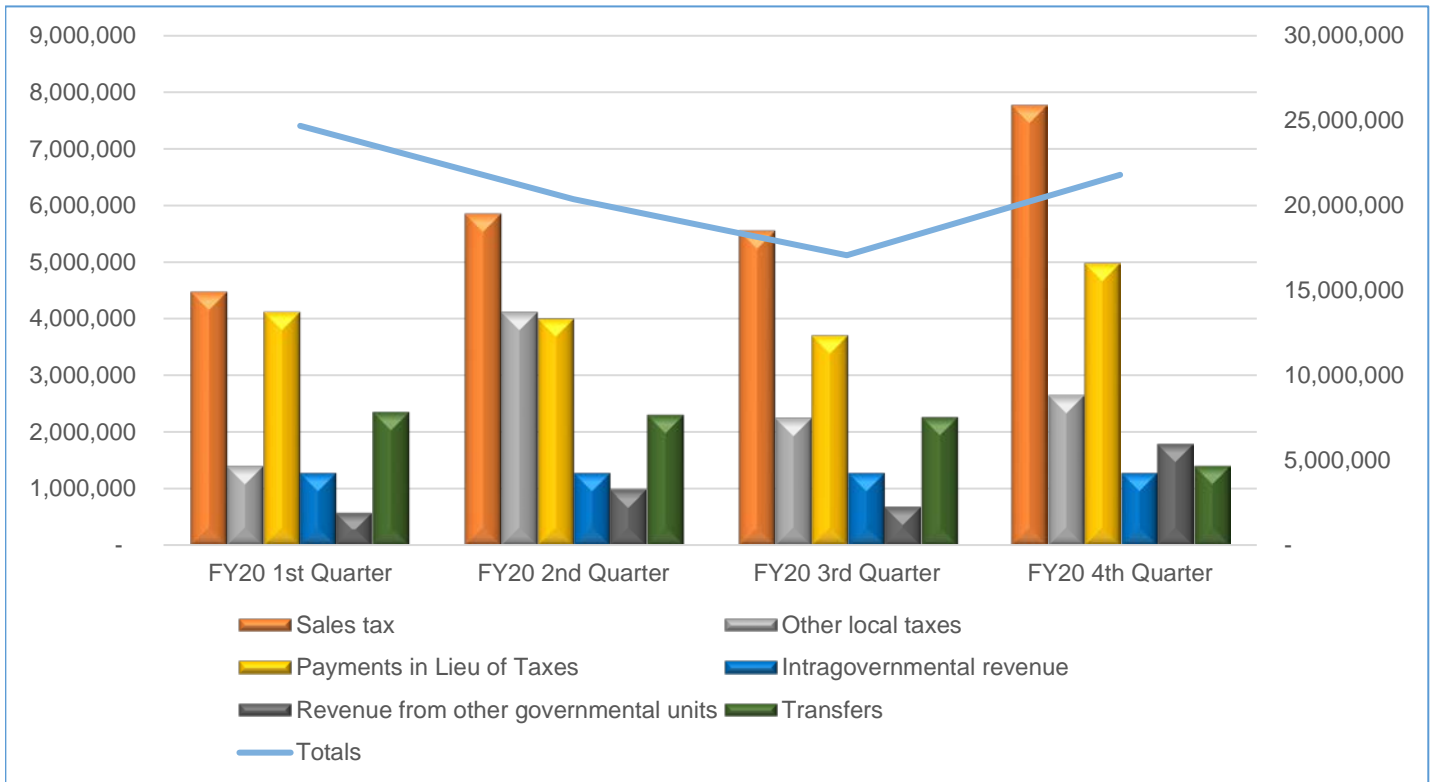


City of Columbia

General Fund

Quarterly Revenue Report

4th Quarter Fiscal Year 2020

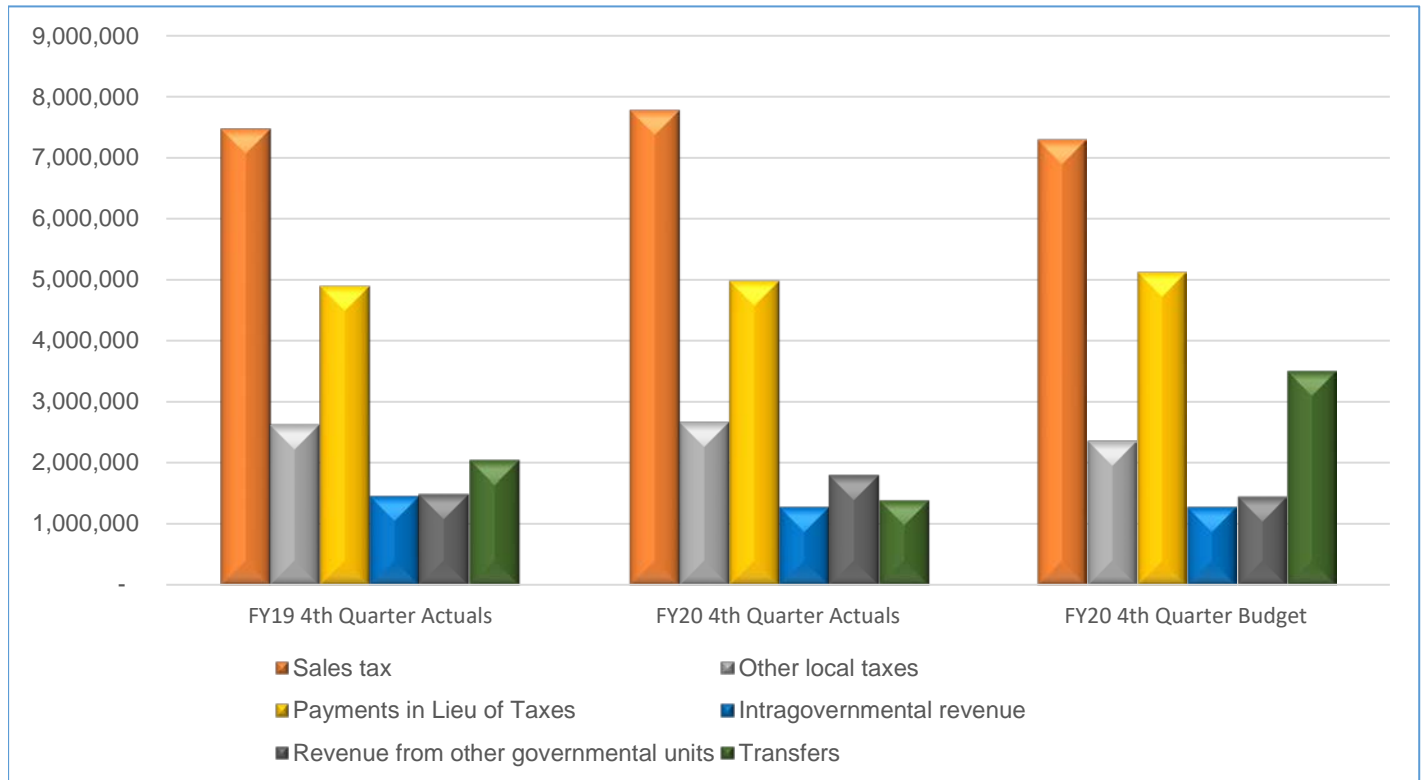


Revenue Categories	FY20 1st Quarter	FY20 2nd Quarter	FY20 3rd Quarter	FY20 4th Quarter
General property taxes	8,777,025	345,997	40,826	(215,918)
Sales tax	4,481,947	5,856,404	5,559,150	7,770,881
Other local taxes	1,401,229	4,113,594	2,251,146	2,652,882
Payments in Lieu of Taxes	4,113,917	3,994,085	3,702,499	4,974,201
Licenses and permits	43,794	45,615	236,306	676,350
Fines	307,865	227,392	95,490	171,958
Fees and service charges	625,386	524,201	541,713	693,229
Intragovernmental revenue	1,268,773	1,268,773	1,268,773	1,268,773
Revenue from other governmental units	577,775	984,416	686,264	1,789,122
Investment revenue	222,974	515,140	86,383	52,769
Miscellaneous	530,782	205,570	346,368	568,501
Transfers	2,342,937	2,293,957	2,255,416	1,399,801
Totals	24,694,405	20,375,144	17,070,334	21,802,550



General Fund

Revenue Comparison Report 4th Quarter Fiscal Year 2020



Revenue Categories	FY19 4th Quarter Actuals	FY20 4th Quarter Actuals	FY20 4th Quarter Budget	FY19-FY20 Difference	FY20 Budget to Actual
General property taxes	8,266	(215,918)	(200)	(224,184)	(215,718)
Sales tax	7,466,776	7,770,881	7,288,086	304,106	482,796
Other local taxes	2,611,573	2,652,882	2,346,606	41,309	306,276
Payments in Lieu of Taxes	4,887,728	4,974,201	5,115,139	86,473	(140,938)
Licenses and permits	182,722	676,350	184,054	493,628	492,297
Fines	314,187	171,958	319,230	(142,229)	(147,272)
Fees and service charges	620,498	693,229	827,868	72,730	(134,639)
Intragovernmental revenue	1,443,716	1,268,773	1,268,773	(174,943)	-
Revenue from other governmental units	1,479,158	1,789,122	1,432,548	309,964	356,574
Investment revenue	345,718	52,769	294,040	(292,950)	(241,272)
Miscellaneous	240,648	568,501	291,016	327,853	277,486
Transfers	2,048,395	1,399,801	3,500,490	(648,594)	(2,100,689)
Totals	21,649,386	21,802,550	22,867,649	153,163	(1,065,100)

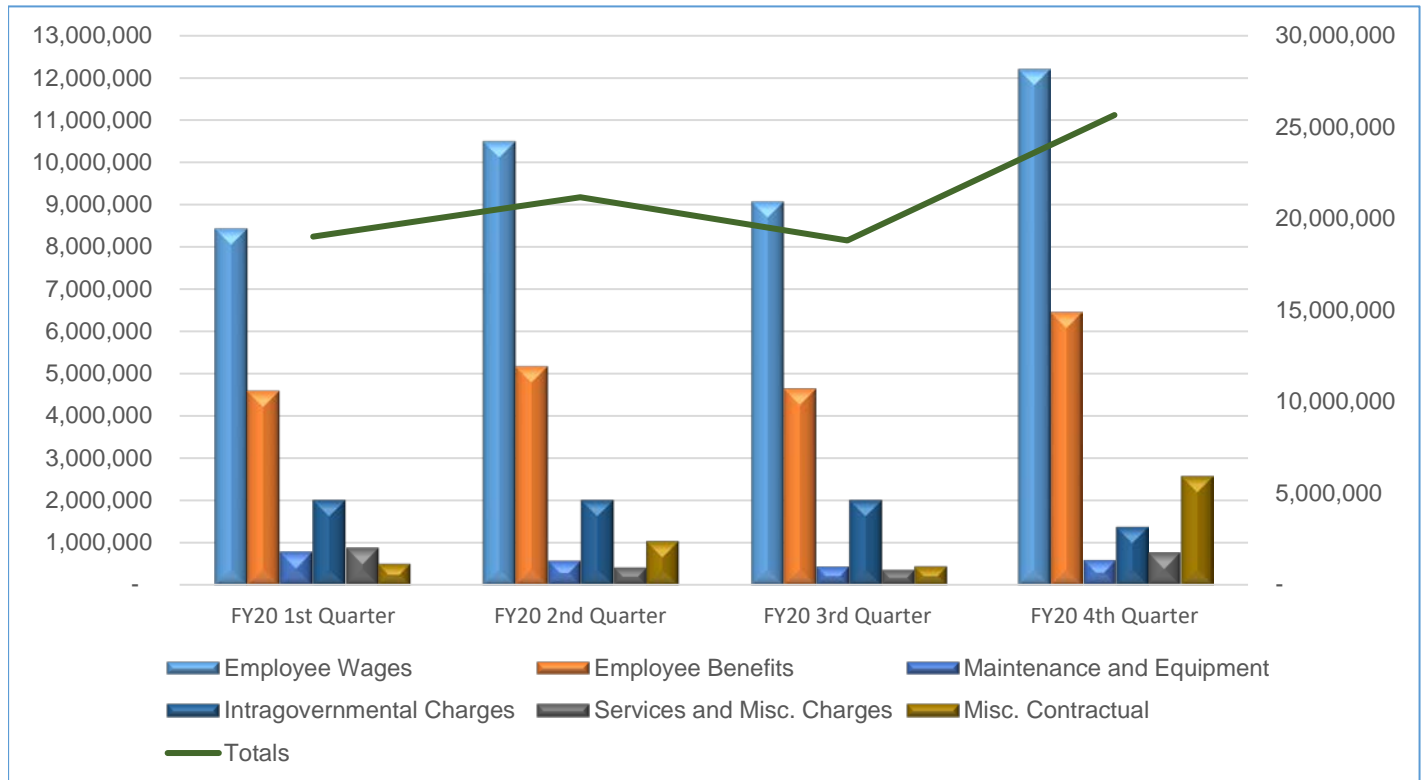


City of Columbia

General Fund

Quarterly Expense Report

4th Quarter Fiscal Year 2020



Expense Categories	FY20 1st Quarter	FY20 2nd Quarter	FY20 3rd Quarter	FY20 4th Quarter
Employee Wages	8,451,332	10,509,668	9,087,221	12,219,389
Employee Benefits	4,594,534	5,173,329	4,647,672	6,446,536
Construction Materials	455,737	194,225	700,376	264,301
Operating Supplies	371,558	305,035	174,242	417,375
Maintenance and Equipment	770,844	563,542	425,064	578,385
Training and Travel	124,677	69,668	11,589	57,664
Intragovernmental Charges	2,011,626	2,012,854	2,011,276	1,376,181
Utilities	325,691	341,313	313,407	384,296
Services and Misc. Charges	860,283	402,455	352,006	755,017
Misc. Contractual	507,998	1,044,273	447,410	2,566,984
Transfers Out	487,811	470,072	470,072	470,072
Capital Outlay	63,588	95,587	173,530	131,206
Totals	19,025,679	21,182,022	18,813,865	25,667,405

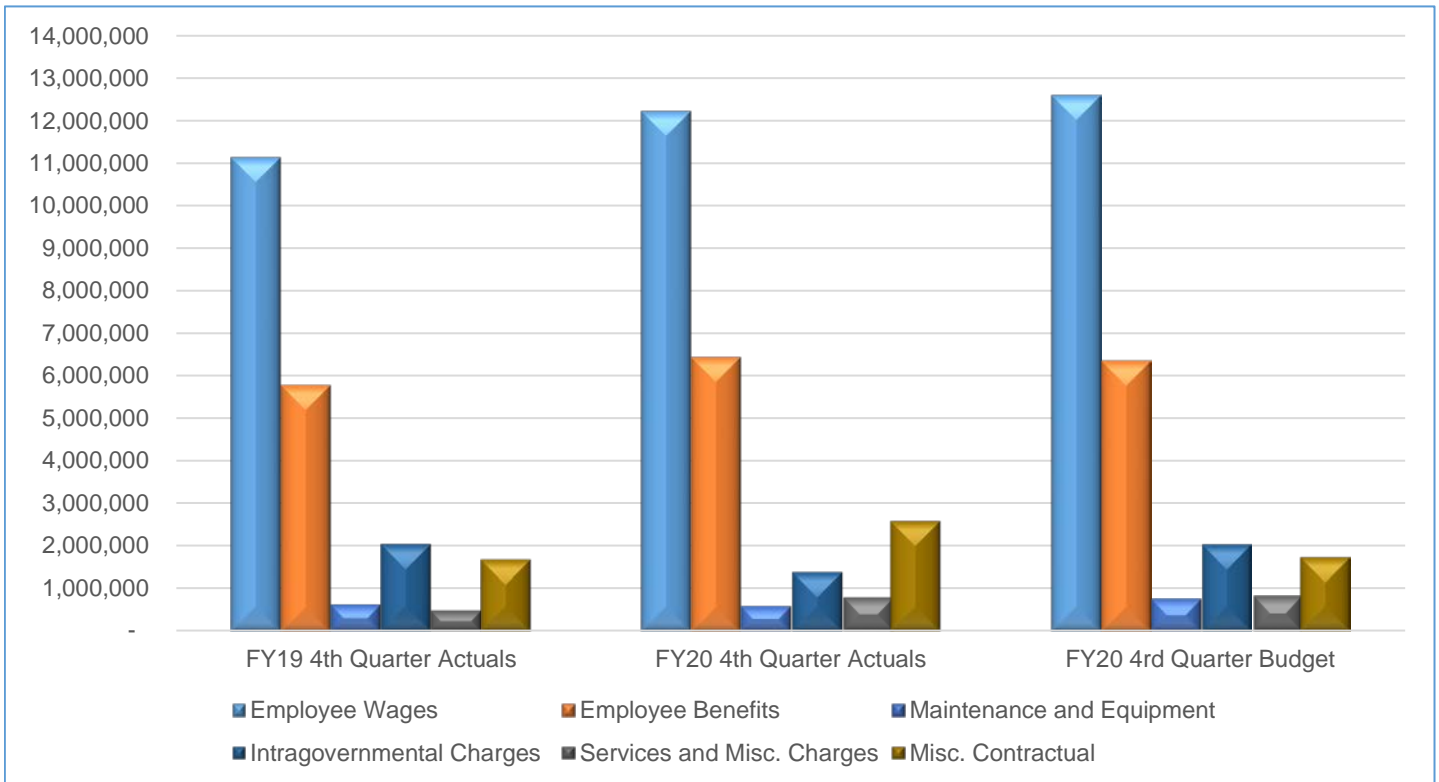


City of Columbia

General Fund

Expense Comparison Report

4th Quarter Fiscal Year 2020



Expense Categories	FY19 4th Quarter Actuals	FY20 4th Quarter Actuals	FY20 4th Quarter Budget	FY19-FY20 Difference	FY20 Budget to Actual
Employee Wages	11,130,511	12,219,389	12,595,073	1,088,878	(375,685)
Employee Benefits	5,788,698	6,446,536	6,364,103	657,838	82,432
Construction Materials	730,474	264,301	968,866	(466,173)	(704,565)
Operating Supplies	521,030	417,375	610,287	(103,655)	(192,912)
Maintenance and Equipment	616,932	578,385	745,224	(38,547)	(166,839)
Training and Travel	139,966	57,664	204,032	(82,301)	(146,368)
Intragovernmental Charges	2,025,739	1,376,181	2,012,133	(649,558)	(635,953)
Utilities	360,020	384,296	403,755	24,276	(19,459)
Services and Misc. Charges	460,901	755,017	796,959	294,116	(41,942)
Misc. Contractual	1,668,528	2,566,984	1,719,145	898,456	847,839
Transfers Out	662,032	470,072	356,989	(191,960)	113,083
Capital Outlay	215,371	131,206	25,014	(84,165)	106,191
Totals	24,320,200	25,667,405	26,801,581	1,347,205	(1,134,176)



General Fund

Revenues Over/(Under) Expenses

4th Quarter Fiscal Year 2020

Revenue Categories	FY20 1st Quarter	FY20 2nd Quarter	FY20 3rd Quarter	FY20 4th Quarter
General property taxes	8,777,025	345,997	40,826	(215,918)
Sales tax	4,481,947	5,856,404	5,559,150	7,770,881
Other local taxes	1,401,229	4,113,594	2,251,146	2,652,882
Payments in Lieu of Taxes	4,113,917	3,994,085	3,702,499	4,974,201
Licenses and permits	43,794	45,615	236,306	676,350
Fines	307,865	227,392	95,490	171,958
Fees and service charges	625,386	524,201	541,713	693,229
Intragovernmental revenue	1,268,773	1,268,773	1,268,773	1,268,773
Revenue from other governmental units	577,775	984,416	686,264	1,789,122
Investment revenue	222,974	515,140	86,383	52,769
Miscellaneous	530,782	205,570	346,368	568,501
Transfers	2,342,937	2,293,957	2,255,416	1,399,801
Totals	24,694,405	20,375,144	17,070,334	21,802,550
Expense Categories	FY20 1st Quarter	FY20 2nd Quarter	FY20 3rd Quarter	FY20 4th Quarter
Employee Wages	8,451,332	10,509,668	9,087,221	12,219,389
Employee Benefits	4,594,534	5,173,329	4,647,672	6,446,536
Construction Materials	455,737	194,225	700,376	264,301
Operating Supplies	371,558	305,035	174,242	417,375
Maintenance and Equipment	770,844	563,542	425,064	578,385
Training and Travel	124,677	69,668	11,589	57,664
Intragovernmental Charges	2,011,626	2,012,854	2,011,276	1,376,181
Utilities	325,691	341,313	313,407	384,296
Services and Misc. Charges	860,283	402,455	352,006	755,017
Misc. Contractual	507,998	1,044,273	447,410	2,566,984
Transfers Out	487,811	470,072	470,072	470,072
Capital Outlay	63,588	95,587	173,530	131,206
Totals	19,025,679	21,182,022	18,813,865	25,667,405
Revenues Over/(Under) Expense	5,668,726	(806,878)	(1,743,531)	(3,864,856)



General Fund

Other Local Taxes Comparison

4th Quarter Fiscal Year 2020

Other Local Taxes	FY19 Actuals	FY20 Actuals	FY20 Budget	FY19-FY20 Difference	FY20 Budget to Actual
Cigarette Tax	426,647	423,248	326,860	(3,399)	96,388
Telecommunications Gross Rec	2,254,194	1,966,839	2,311,326	(287,355)	(344,487)
Natural Gas Gross Rec	2,530,838	2,244,234	2,328,616	(286,604)	(84,382)
Electric Gross Rec	1,281,482	1,312,457	1,178,415	30,976	134,042
Cable Franchise Fee Gross Rec	224,335	206,678	288,489	(17,657)	(81,811)
Gasoline Tax	2,934,503	2,766,311	2,937,565	(168,192)	(171,254)
Motor Vehicle Sales Tax	968,255	1,013,648	973,552	45,393	40,096
Motor Vehicle License Fee	492,772	485,434	420,837	(7,338)	64,597
Totals	11,113,026	10,418,849	10,765,660	(694,177)	(346,811)