



# COMMUNITY SUMMIT

## Report & Analysis



# Table of Contents

## 2026 Community Summit Report


- 3** Introduction
- 4** Summit by the Numbers
- 5** Engagement and  
How did you hear about the Summit?
- 6** What Residents Love About Columbia
- 7** In an ideal world, what will Columbia look like and feel  
like in 3 to 5 years from now?
- 8** Citizen Spending

### Goal/Strategic Areas

- 9** Organizational Excellence
- 15** Safe Community
- 22** Inclusive & Equitable Community
- 30** Resilient Economy
- 36** Reliable & Sustainable Infrastructure

### Appendix: Open Ended Feedback

- 43** Organizational Excellence
- 44** Safe Community
- 45** Inclusive & Equitable Community
- 46** Resilient Economy
- 47** Reliable & Sustainable Infrastructure
- 48** Other



### **Vision**

---

Columbia is the best place for everyone to live, work, learn and play.

### **Mission**

---

To serve the public equitably through democratic, transparent and efficient government.



## Introduction

Our second annual Community Summit was held on Saturday, March 14 in City Hall from 9 a.m. to noon. This event is designed to give residents the opportunity to actively participate in shaping the City’s priorities. We were excited to build off the success of last year’s inaugural event, and saw over 200 guests drop in throughout the morning to engage with staff and share their priorities.

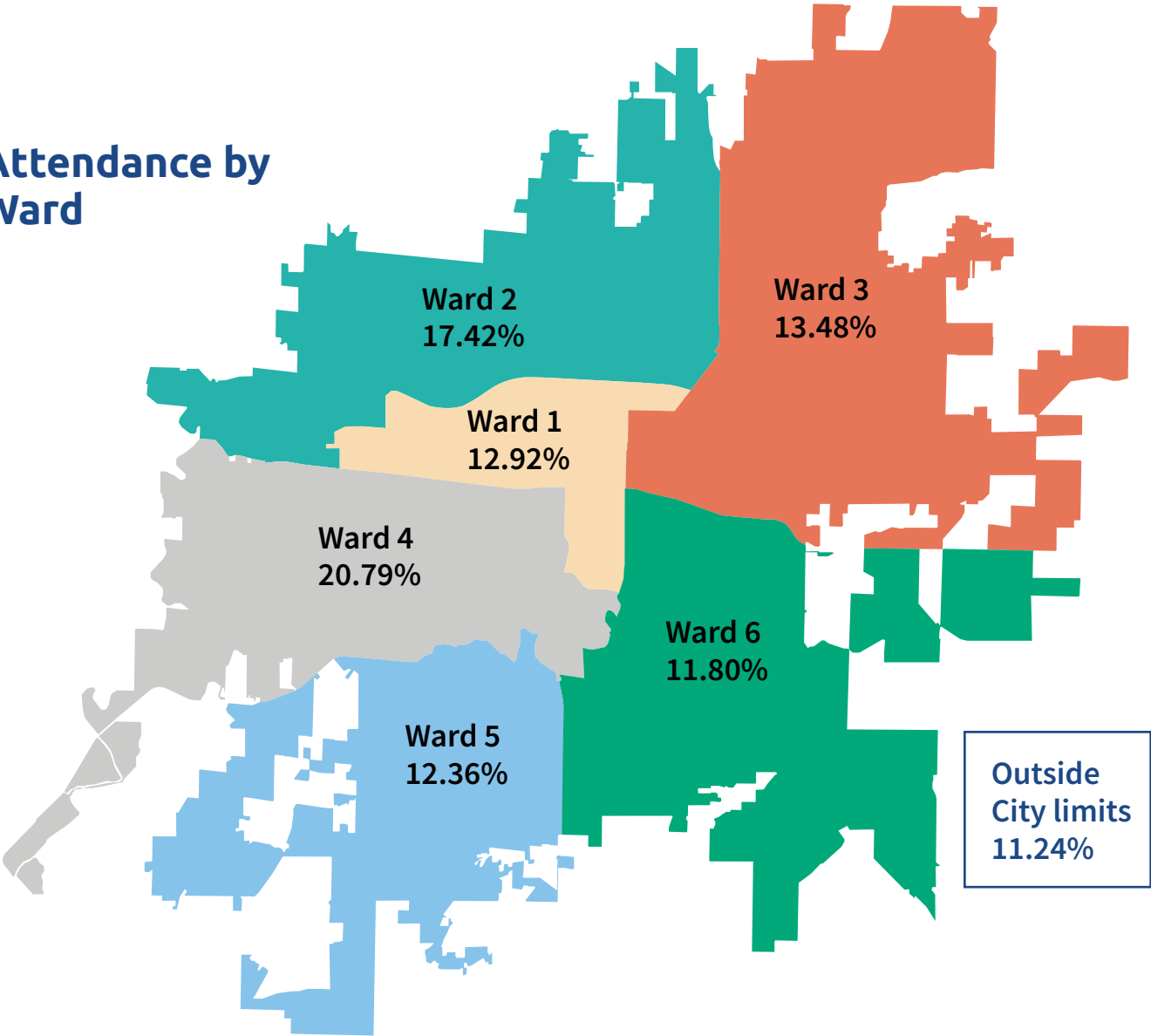
The Summit included over 30 interactive booths, offering guests the opportunity to engage with staff across City departments, provide feedback on services, and help shape priorities for our Strategic Plan update. This was facilitated through the use of poster boards that allowed residents to respond to specific questions with provided stickers. This year, the stickers were color coded to align with each guest’s ward — this was done to see if any themes emerged by ward. In addition to questions, this year’s Summit also incorporated informational boards that offered residents the opportunity to learn more about where their tax dollars go and how they could get involved in a City board or commission.

Summit guests were also provided with a Summit Guide, a document in which they could record open-ended feedback on any of the questions. The Guide also included “CoMo Bucks,” a kind of currency that allowed guests to invest in any of the City’s five strategic priority areas: Organizational Excellence, Safe Community, Inclusive & Equitable Community, Resilient Economy and Reliable & Sustainable Infrastructure. Options were also provided for children and teenagers to provide feedback.

Residents also had the opportunity to dialogue with City employees and learn more about City services, initiatives and City government overall. More than 100 City staff members from a wide range of City departments were at the booths as subject matter experts, answering questions and providing additional context. Several employees, including department heads, functioned as “floaters” who walked the event, interacted with residents and ensured that they had no lingering questions.

# Summit by the Numbers

## Attendance by Ward



# Engagement

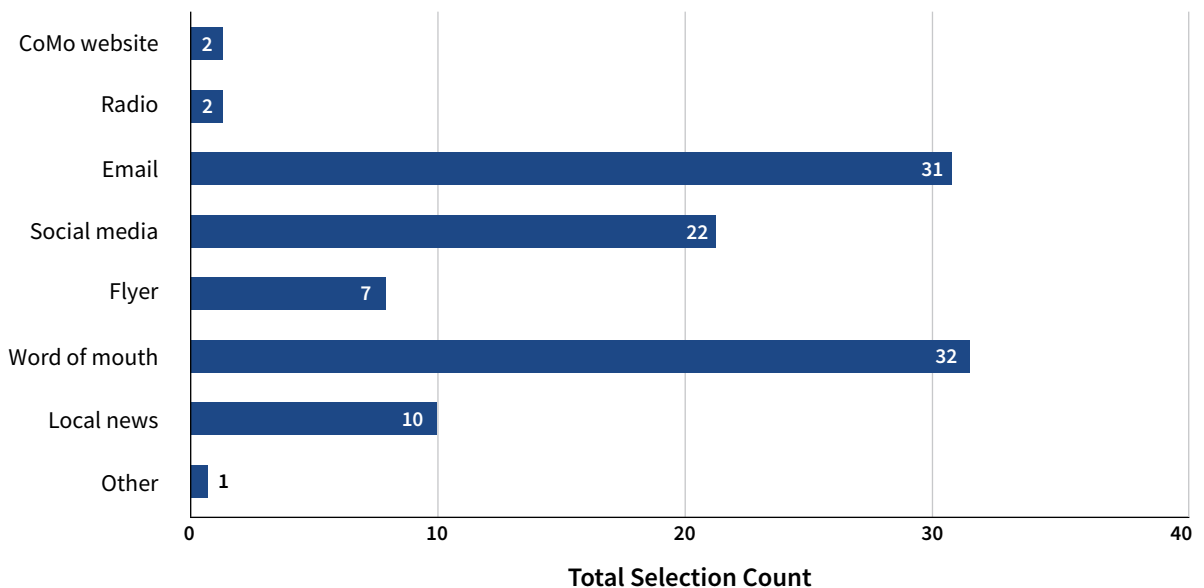
The Community Summit is one of the City’s major engagement initiatives. It offers residents the opportunity to share their unique perspectives on a wide range of topics and provides staff valuable input that shapes services and programs throughout the year. The face-to-face dialogue offers a chance to build mutual understanding and dispel misinformation about topics that can be confusing, such as the capital improvement process and municipal budgeting. The feedback received

at the Summit will be considered alongside other citywide sources such as the Community Survey to provide a more robust understanding of our community’s priorities and concerns. Throughout the upcoming year, staff will revisit the input received, to ensure that our actions and strategies are aligned with these priorities. At the 2027 Community Summit, we intend to share key project updates and outcomes to demonstrate how we are utilizing resident input.

## How did you hear about the Summit?

### Total Selections per Information Source Category

Residents were asked to select one option.



\* Number of youth who voted within each option

### Information Source Category Breakdown by Ward

Benefit Category	Ward 1	Ward 2	Ward 3	Ward 4	Ward 5	Ward 6	Outside City Limits
CoMo website	0	1	0	0	0	1	0
Radio	1	0	0	0	0	1	0
Email	7	8	3	7	5	1	0
Social media	2	3	4	4	2	6	1
Flyer	1	1	2	0	1	0	2
Word of mouth	3	4	8	2	8	4	3
Local news	1	2	2	0	2	3	0
Other	0	0	0	0	0	1	0

# What do you love most about OUR community?

\* Number of times comment noted

- Trails (3 instances)\*
- Coffee Shops
- Family Friendly
- Police
- Fire (2 instances)\*
- Springtime
- Parks & Trails (4 instances)\*
- Police Dept
- Amy Schneider
- Our lovely Community Connectors
- University
- Parks (4 instances)\*
- The people are friendly
- Sensory Room at this event
- How small it is
- The Feel For Community
- City Finances are awesome
- Public Health
- CVB!
- Good for small Businesses
- The people, parks, Social Services
- Church in downtown
- Great place to share new ideas
- People in general
- Community oriented
- Big City vibes in a small town community
- Green Space
- Able to walk to Restaurants
- Friendly and Approachable
- how involved the community is?
- Love how Columbia is growing as a City
- Events & Festivals
- Community friendliness
- 4 Seasons
- Ability to walk to food stores
- the People (3 instances)\*
- Liberal town
- Small town feel
- the food!
- IDK
- Community
- Free stuff
- MKT (2 instances)\*
- Feels like home
- Art
- Blend of everything to live work, play, and learn
- The art - Easley
- Interesting Activities
- Nature
- The employees of the City
- Columbia is the best of everything I've ever had
- Diversity of our Community
- That it Exists!
- I feel safe here
- Inclusiveness
- The District
- People working together for good
- friends & Coffee
- Chance for talk with staff
- Festivals
- H2O and Air Quality
- Library Events
- Big Walking Community
- Mizzou Tigers
- Paratransit
- Culture
- My child is not just a number
- Library (4 instances)\*
- Mizzou
- Kids going to school
- Everything!!!
- Inclusion diversity versatility
- Walkability
- The Community
- People care about the Community
- The people, small town
- Access to Elect Officials
- This event, Able to give input
- Able to get anywhere in 15 minutes

# In an ideal world, what will the City of Columbia look like and feel like 3 to 5 years from now?

- Right to counsel for all CoMo tenants!
- Barbara Buffaloe still Mayor leading us with SOUL-like she does
- Calm
- worried about (help) nursing homes
- City is running on 100% reuseable energy
- less litter
- Free of invasive plants
- great job in the winter & good job for the roads
- take care of homeless animals concern (concern)
- less homeless people
- at large for ward member
- affordable housing
- Opportunity campus-homeless shelter invest in ppl
- Animal control & human society
- Affordable & stable rent
- less light pollution large parking lots/ballfields
- Keeping parking at airport free
- Native landscaping in public spaces
- Pedestrian & cycling safety
- Keep immigrants & keep jobs
- Mixed use develop like discover prwy
- Safer and more accessible for folks who roll, walk, bus and bike
- more housing in general - grow in city limits less sprawl
- gathering spaces for community off of phones
- Reduce racial disparities in policing, income & poverty
- more gifted educations and less education limits
- we engage citizens in sustainability conversations
- An affordable, safe, & DIVERSE place to live!
- I would like to see a more collaborative city that works with the school & county more
- green spaces/third spaces
- more focused on reducing gun violence
- Roll of carts for 3 system (recycling, trash, green)
- homeless care-shelters
- Recycling center opened again
- 15% perminate affordable housing
- more life skills training & program (social networking)
- Better sidewalks
- more frequency for bus stops bus line from JC-Airport CoMo
- Every(one) sings and dances like nobody's watching
- more responsibility for gun owners
- community center- less expensive membership + possibly free
- safe cozy
- evening + weekends public transport and more para-transit hours
- high speed train
- international airlines/destinations
- Develop up. More amenities & interesting things to do / shops downtown
- Housing for seniors & being inclusive in programming for seniors.
- Social wellbeing workshops - Debt mgmt
- Have para-transit available for community events- such as public council
- City bus doesn't go far enough or have enough hours - employer hours
- small housing 1 bed/2bed/studios non-college
- Youth programs middle school
- more accessible - free handicap parking
- make it safer
- we have creative ways for the citizens to engage :)
- more support for seniors
- fix potholes road concerns (broadway & ash)
- Ambulance safety & process
- BUS BENCHES FOR ALL!
- build an ice rink
- Be known for our arts presence- visual/performance
- 1Organizational Excellence 2Safe Community 3 Inclusive & Equitable Community 4 Resilient Economy
- more arcades
- housing for homeless w/ education, mental health, financial support access transit
- 3rd shift bus transport on Route B

# Citizen Spending

Community Summit guests were provided with \$100 in CoMo Bucks to highlight where they would like to see increased investment. Reliable & Sustainable Infrastructure received the most votes for the second year in a row, with 255 votes. This year, Safe Community received the second highest votes, up one in the ranking from the 2025 Summit, with 208 votes. Overall \$8,380 CoMo Bucks were “invested” by Summit guests.



 **Organizational Excellence**  
**\$730**      **73**  
 Total Value      CoMo Bucks/votes

 **Inclusive & Equitable Community**  
**\$1,920**      **192**  
 Total Value      CoMo Bucks/votes

 **Safe Community**  
**\$2,080**      **208**  
 Total Value      CoMo Bucks/votes

 **Resilient Economy**  
**\$1,100**      **110**  
 Total Value      CoMo Bucks/votes



 **Reliable & Sustainable Infrastructure**  
**\$2,550**      **255**  
 Total Value      CoMo Bucks/votes



## ORGANIZATIONAL EXCELLENCE

### Goal Statement

Create and support an engaged workforce and organization that delivers an efficient, innovative, transparent and collaborative City government.



The Organizational Excellence priority area offered guests the opportunity to share their thoughts on a range of topics, as well as learn about where their tax dollars go and how they could be involved in a City board or commission. The area featured an example community dashboard from the City of Las Vegas, and sought input on what our community would like to see on a public facing community dashboard. Responses varied among guests, with some identifying community resources, public safety data, and housing data.

Feedback and information was shared on the upcoming Comprehensive Plan update. Guests had the opportunity to speak with Community Development staff to better understand what a Comprehensive Plan is, what it does, and how they can be involved. The majority of guests indicated a desire to attend a few meetings regarding the update.

Similar to last year, guests were also asked about which recruitment platforms they use, and what benefits are the most important to them when seeking a new job opportunity. Last year, Indeed.com, the City's website, and LinkedIn were the top three selections. During this year's Summit, guests identified the City's website, word of mouth, and Indeed.com as the top three. Similar to last year, Health Insurance followed by Retirement Benefits were the top two choices on important benefits when searching for employment.

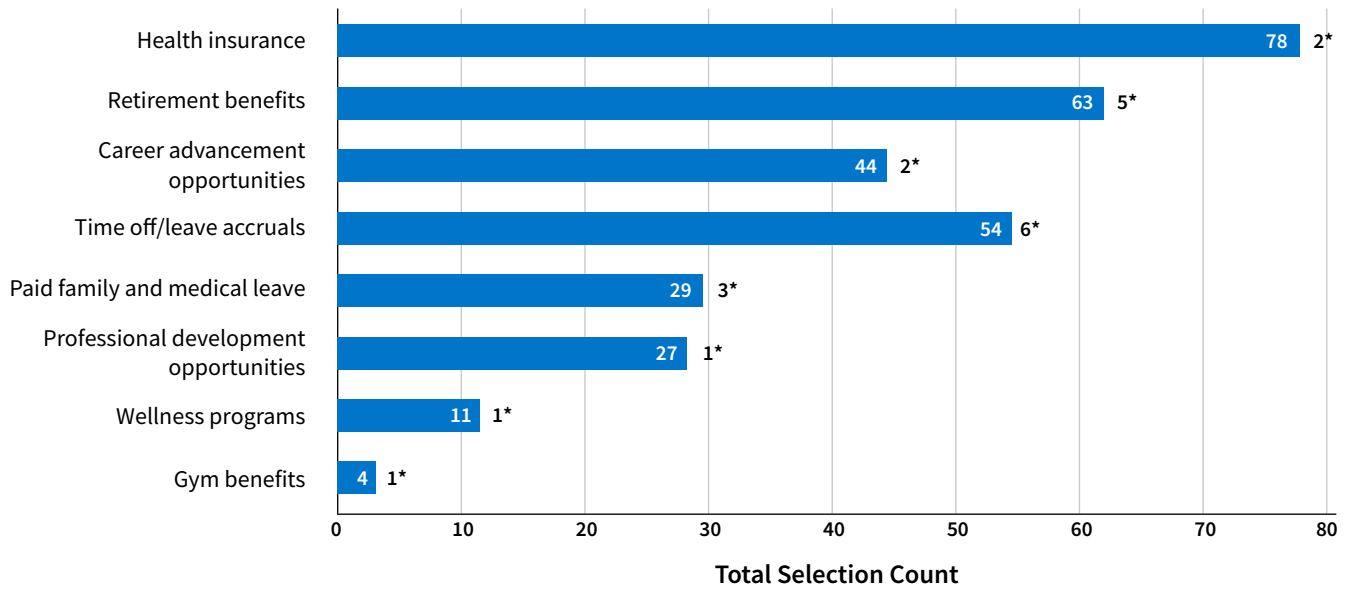
Written comments in the Summit Guides highlight opportunities for better communication around job opportunities and the hiring process, as well as a strong interest in a community dashboard.



# What are the most important benefits you seek when searching for job opportunities?

## Total Selections per Benefit Category

Residents were asked to select three options.



\* Number of youth who voted within each option

## Benefit Category Breakdown by Ward

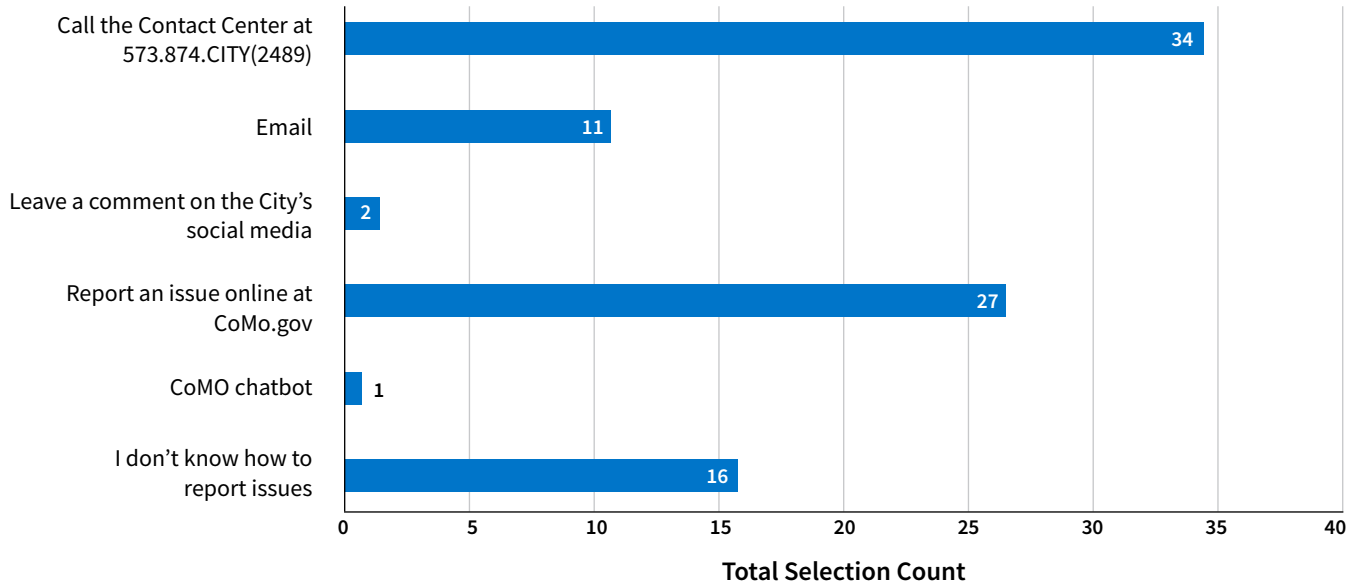
Benefit Category	Ward 1	Ward 2	Ward 3	Ward 4	Ward 5	Ward 6	Outside City Limits	Kids
Health insurance	7	12	13	15	11	11	7	2
Retirement benefits	4	8	12	10	11	6	7	5
Career advancement opportunities	2	10	8	11	7	3	1	2
Time off/leave accruals	6	7	10	11	7	5	2	6
Paid family and medical leave	5	3	5	3	5	4	1	3
Professional development opportunities	1	4	3	4	6	5	3	1
Wellness programs	2	3	0	2	1	2	0	1
Gym benefits	0	0	1	0	0	0	0	3



# How do you report issues in the community to the City?

## Total Selections per Reporting Issue Category

Residents were asked to select all that apply.



\* Number of youth who voted within each option

## Reporting Issue Category Breakdown by Ward

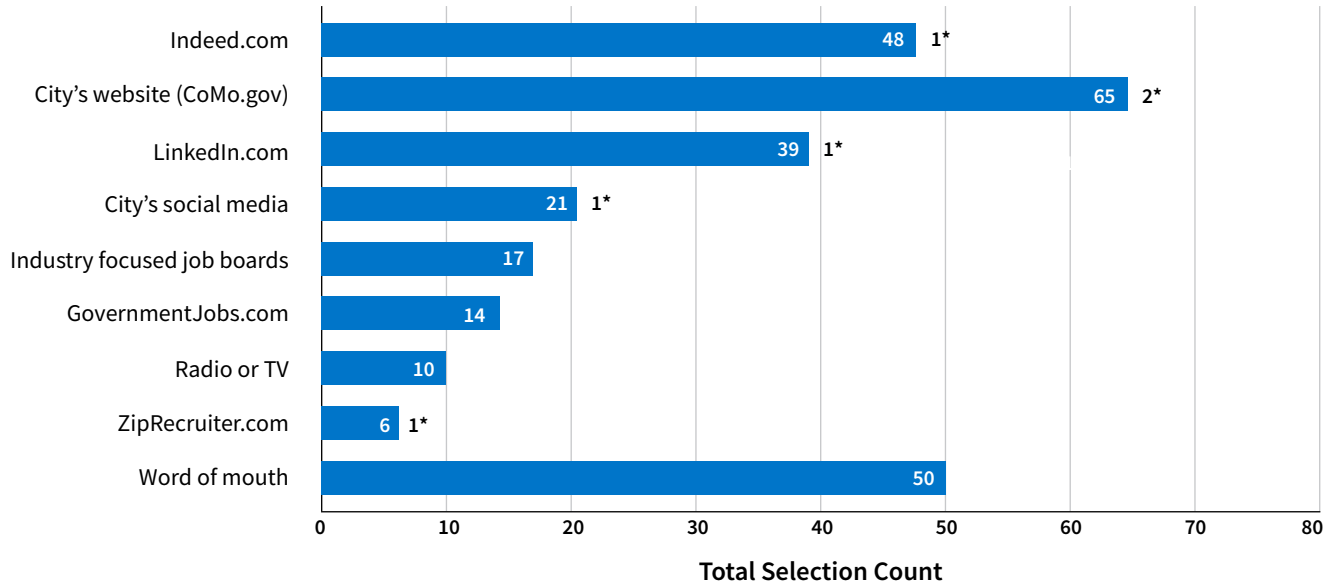
Reporting Issue Category	Ward 1	Ward 2	Ward 3	Ward 4	Ward 5	Ward 6	Outside City Limits	Kids
Call the Contact Center at 573.874.CITY (2489)	6	2	4	5	8	6	3	0
Email	0	2	1	4	1	2	1	0
Leave a comment on the City's social media	0	1	0	1	0	0	0	0
Report an issue online at CoMo.gov	5	9	2	4	4	0	3	0
CoMO Chatbot	0	1	0	0	0	0	0	0
I don't know how to report issues	3	1	5	3	2	2	0	0



# What recruitment platforms, sites and apps do you use when searching for a career opportunity?

## Total Selections per Recruitment Platform Category

Residents were asked to select all that apply.



## Recruitment Platform Category Breakdown by Ward

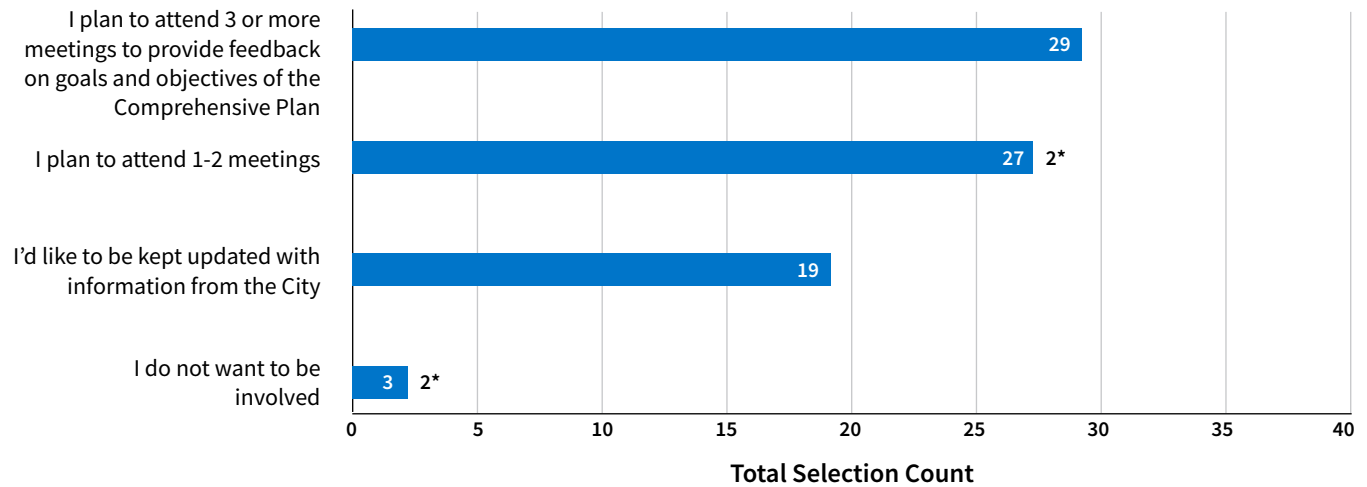
Recruitment Platform Category	Ward 1	Ward 2	Ward 3	Ward 4	Ward 5	Ward 6	Outside City Limits	Kids
Indeed.com	4	10	7	14	2	6	4	1
City's website (CoMo.gov or CoMoJobs.com)	8	12	10	12	9	8	4	2
LinkedIn.com	3	7	6	8	6	6	2	1
City's social media	3	4	0	4	4	1	4	1
Industry focused job boards	3	3	2	2	3	2	2	0
GovernmentJobs.com	1	2	1	2	3	2	3	0
Radio or TV	2	3	2	0	2	0	1	0
ZipRecruiter.com	0	2	0	2	0	0	1	1
Word of mouth	6	14	9	10	8	2	1	0



# How would you like to be involved in the Comprehensive Plan Update?

## Total Selections per Comprehensive Plan Update Involvement Category

Residents were asked to select one option.



\* Number of youth who voted within each option

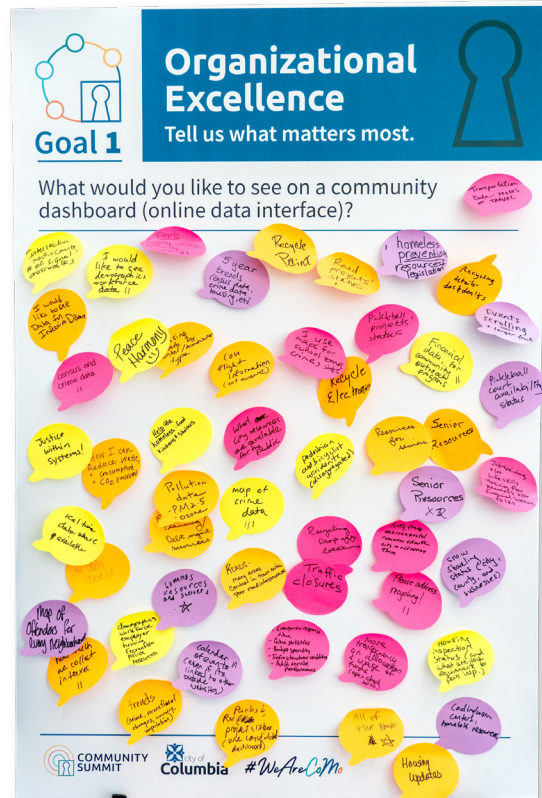
## Comprehensive Plan Update Involvement Category Breakdown by Ward

Involvement Category	Ward 1	Ward 2	Ward 3	Ward 4	Ward 5	Ward 6	Outside City Limits	Kids
I plan to attend 3 or more meetings to provide feedback on goals and objectives of the Comprehensive Plan	4	5	5	3	6	4	2	
I plan to attend 1-2 meetings	2	9	1	7	2	4		2
I'd like to be kept updated with information from the City	1	1	4	5	2	1	5	
I do not want to be involved	0	0	0	1				2



# What would you like to see on a community dashboard (online data interface)?

- Job training and/or life skills training for homeless and/or financial insecure folks.
- Snow shoveling status (city, county, and businesses)
- Housing inspection status (and what are the requirements to pass insp.)
- Cooling/warm centers, homeless resources
- All of the above
- Housing updates
- Pickleball availability status
- Events scrolling + larger font
- Senior Resources
- I can find everything I need already
- Transportation Data- Modes of travel
- Recycling details- dos & don'ts
- Homelessness prevention resources & legislation
- Financial data, for community outreach programs
- More transparency on allocation & usage of funds (open check book)
- Please address recycling!
- Parks, tracks environmental concerns & trust city is addressing them
- Senior Resources
- Resources for seniors
- Pickleball projects status
- -emergency response -crime statistics - budget spending
- -infrastructure conditions - public service performance
- Traffic closures
- Recycling Drop off locations
- Parks & Rec project status (one consolidated dashboard)
- Pedestrian and bicyclist accidents (disaggregated)
- Recycle Electronics
- I use maps for school zones crimes stats
- Road projects status
- Recycle Paint
- Calendar of events if its linked to other outside websites
- What city resources are available for the public
- Roads- many areas central in town with poor road infrastructure
- Map crime data
- homelessn resources and shelters
- Pollution data - PM2.5 - Ozone
- Financial planning / Debt Mgmt. resources
- trends (Crime, recreational changes, housing, population)
- demographics workforce employer housing recreation police resources
- COU flight informahn (not aware)
- Help the homeless: food kitchens & shelter
- 5 year trends census data, crime data, housing, etc.
- How can I reduce waste, consumption, co2 emissions
- how much we collect in taxes
- info on data centers
- Map of offenders for every neighborhood
- real time data where available
- housing data by rental/homeowner type
- Justice within systems!
- I'm not tech savvy
- wouldn't use
- census and crime data
- Peace harmony :)
- I would like to see data for infective disease
- I would like to see demographics workforce data
- Events family college food community sports
- Intersection traffic counts, # of signal crosswalks





## SAFE COMMUNITY

### Goal Statement

Provide equitable community-centered public health and safety services to ensure the City is safe for all.



In this priority area, guests interacted with staff from our Police, Fire, Housing & Neighborhood Services, and Public Health & Human Services departments. While code violations were identified as a strong area of concern in the two most recent Community Surveys, guests identified trash and other as the biggest code enforcement issues in their neighborhood; however a slight majority of those who responded to the poll indicated they did not have concerns in their neighborhood specifically.

Guests were also asked to identify safety concerns in their neighborhood, with the two highest responses related to public nuisances (noise, parking, traffic issues) and property crimes (burglary, theft from vehicles, vandalism). Guests also indicated a strong desire for increased

investment in proactive crime enforcement, this was followed by community outreach and increased patrol/beat officers.

Outside of emergency response, guests indicated a desire for the Columbia Fire Department to focus more investment in building inspections and risk reduction, as well as medical readiness and community health. Reinforcing these preferences, guests also indicated a strong preference to increase staffing to ensure there is a dual-trained firefighter/paramedic at each station.

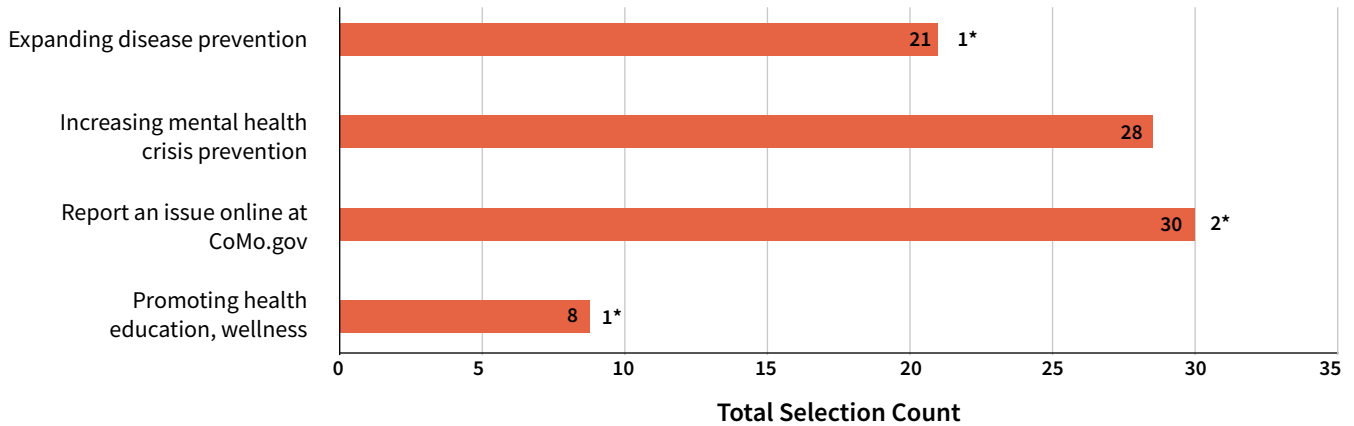
Guests shared comments in their Summit Guides reflecting the need to increase investment in public safety, mental health, and housing resources.



# What public health initiative is most important to you?

## Total Selections per Public Health Initiative Category

Residents were asked to select one option.



\* Number of youth who voted within each option

## Public Health Initiative Category Breakdown by Ward

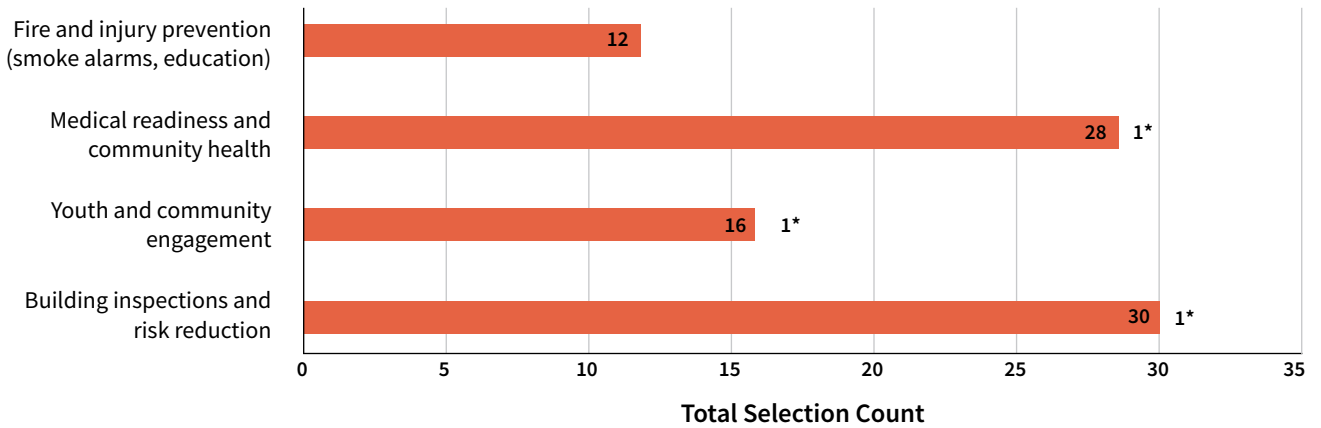
Public Health Initiative Category	Ward 1	Ward 2	Ward 3	Ward 4	Ward 5	Ward 6	Outside City Limits	Kids
Expanding disease prevention	2	4	4	2	3	3	2	1
Increasing mental health crisis prevention	6	5	2	7	5	3		
Providing basic needs support	6	5	6	2	3	2	4	2
Promoting health education, wellness	0	1	2	1	2		1	1



# Outside of emergency response, where should the Columbia Fire Department focus more effort on?

## Total Selections per Columbia Fire Department Focus Category

Residents were asked to select one option.



\* Number of youth who voted within each option

## Columbia Fire Department Focus Category Breakdown by Ward

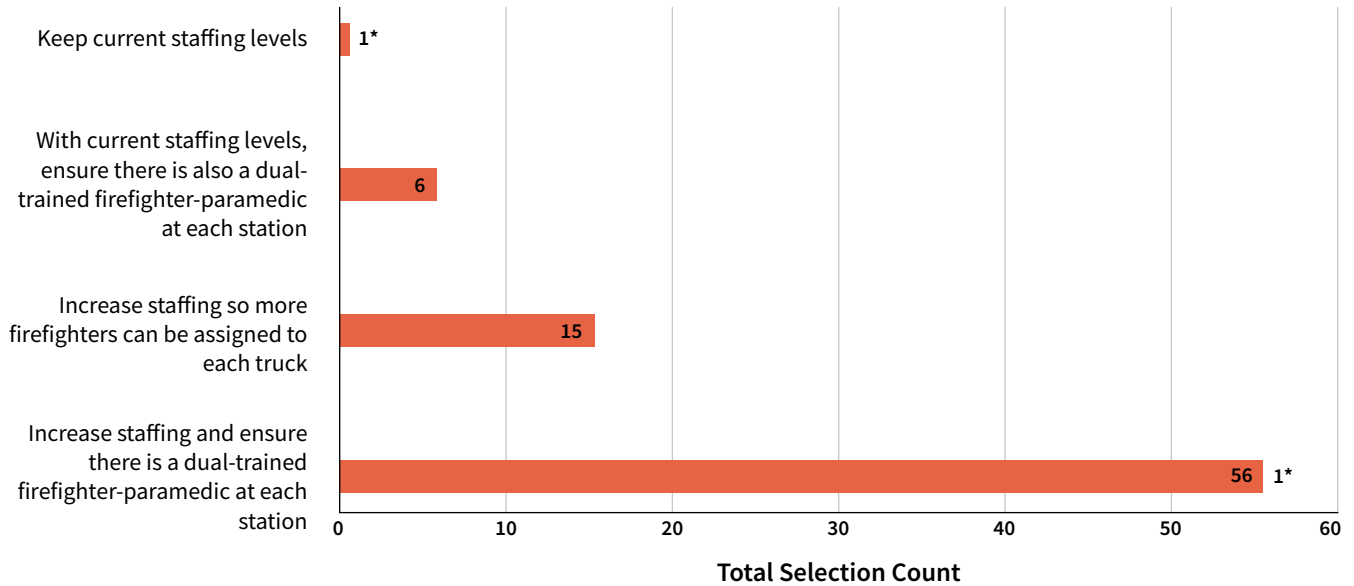
Columbia Fire Department Focus Category	Ward 1	Ward 2	Ward 3	Ward 4	Ward 5	Ward 6	Outside City Limits	Kids
Fire and injury prevention (smoke alarms, education)	0	2	1	4	3	0	2	0
Medical readiness and community health	3	8	0	6	5	1	4	1
Youth and community engagement	1	3	4	2	2	1	2	1
Building inspections and risk reduction	4	5	6	4	5	2	3	1



Each fire station currently has staff who are dual-trained as firefighters and EMTs.  
**How should the Columbia Fire Department staff neighborhood fire stations to best serve the community?**

**Total Selections per Columbia Fire Department Staff Category**

Residents were asked to select one option.



\* Number of youth who voted within each option

**Columbia Fire Department Staff Category Breakdown by Ward**

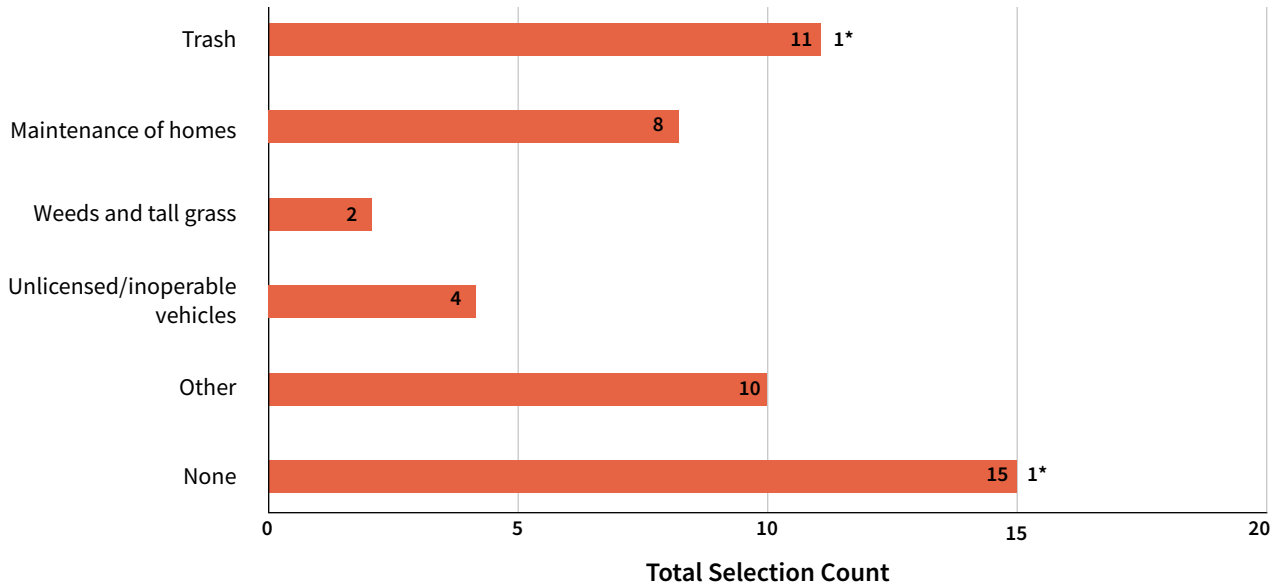
Columbia Fire Department Staff Category	Ward 1	Ward 2	Ward 3	Ward 4	Ward 5	Ward 6	Outside City Limits	Kids
Keep current staffing levels								1
With current staffing levels, ensure there is also a dual-trained firefighter-paramedic at each station	1	2	1	1	1			
Increase staffing so more firefighters can be assigned to each truck	0	3	2	3	5	1		1
Increase staffing and ensure there is a dual-trained firefighter-paramedic at each station	5	11	7	9	15	3	6	



# What is the biggest code enforcement issue in your neighborhood?

## Total Selections per Code Enforcement Issue Category

Residents were asked to select one option.



\* Number of youth who voted within each option

## Code Enforcement Issue Category Breakdown by Ward

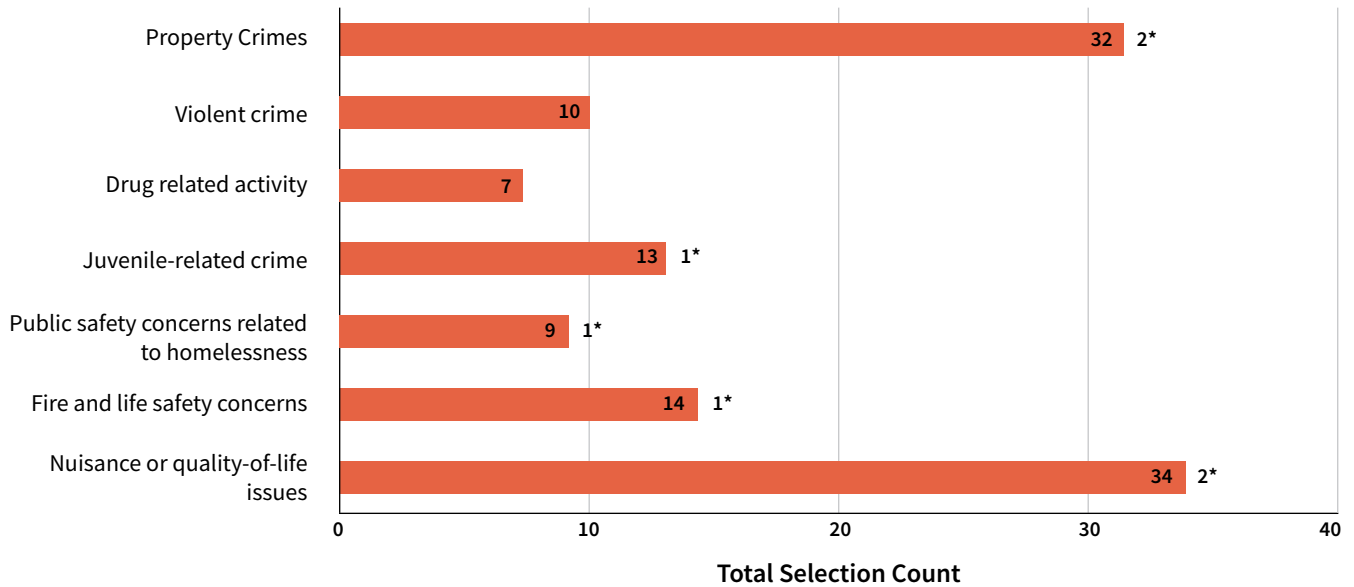
Code Enforcement Issue Category	Ward 1	Ward 2	Ward 3	Ward 4	Ward 5	Ward 6	Outside City Limits	Kids
Trash	1	3	2		2	2		1
Maintenance of homes	2			1	4		1	
Weeds and tall grass	1		1					
Unlicensed/inoperable vehicles			2	1			1	
Other	2	2	3	3				
None	2	6	2	1	1	1	1	1



# Which public safety issues are you most concerned about on the street where you live?

## Total Selections per Public Safety Concern Category

Residents were asked to select one option.



\* Number of youth who voted within each option

## Public Safety Concern Category Breakdown by Ward

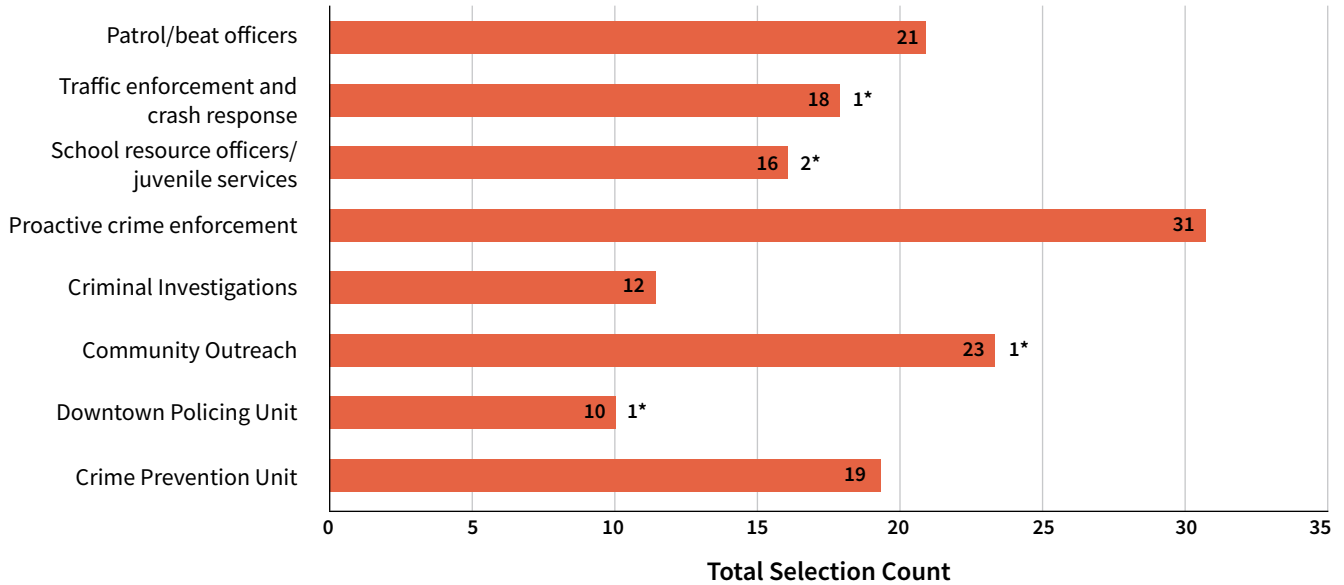
Public Safety Concern Category	Ward 1	Ward 2	Ward 3	Ward 4	Ward 5	Ward 6	Outside City Limits	Kids
Property Crimes (burglary, theft from vehicles, vandalism)	3	7	7	4	4	3	2	2
Violent crime (assaults, robberies, homicides, shootings)	1	2	1	3	1	2		
Drug related activity		1	4	2				
Juvenile-related crime	1	4	2	2	1	1	1	1
Public safety concerns related to homelessness (encampments, trespassing)	1		2	2	1	1	1	1
Fire and life safety concerns (structure fires, abandoned buildings, medical emergencies, fire response times)		1	6		1	1	4	1
Nuisance or quality-of-life issues (noise, parking, and traffic issues)	3	7	4	5	5	5	3	2



# Where would you like the Columbia Police Department to increase staffing or services?

## Total Selections per Columbia Police Department Staffing/Services Category

Residents were asked to select up to two options.

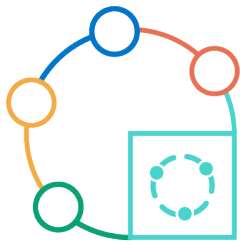


\* Number of youth who voted within each option

## Columbia Police Department Staffing/Services Category Breakdown by Ward

Public Safety Concern Category	Ward 1	Ward 2	Ward 3	Ward 4	Ward 5	Ward 6	Outside City Limits	Kids
Patrol/beat officers	2	5	8	1	3	1	1	
Traffic enforcement and crash response	2	6	2	3	3		1	1
School resource officers/juvenile services		4	2	1	4	1	2	2
Proactive crime enforcement (hot spots, repeat offenders)	4	4	10	7	4		2	
Criminal Investigations (detectives who investigate violent crime, special victims offenses, and property crimes)		4	2	2	3	1		
Community Outreach	2	6	3	4	3	2	2	1
Downtown Policing Unit		1	1	5	1		1	1
Crime Prevention Unit	3	2	6	4	1	3		





## INCLUSIVE & EQUITABLE COMMUNITY

### Goal Statement

**Cultivate a community focusing on equitable access, inclusive engagement and equal opportunity and treatment for all.**

This priority area included staff from the City Manager’s Office, Public Health & Human Services, Sustainability, and Housing & Neighborhood Services Departments. There were two questions related to communications, with guests indicating an interest in seeing more information on major projects as well as community events in a City newsletter. Responses also reflected an interest in hearing more from the City Manager, Office of Violence Prevention Administrator, and City Council overall.

Related to the City’s role in addressing homelessness, guests highlighted the importance of increasing the availability of affordable housing as a top priority. This sentiment is reflected in several other dot polling responses as well.

Guests had the opportunity to learn about ways to get involved in the community through volunteering. Park cleanups / tree planting and litter pick up opportunities were the most popular. Additionally, information about the Love Your Block mini grants was available for guests to learn more.

There were several Sustainability related questions, including motivation for taking sustainability-related actions - impact on natural environment and quality of life for future generations were the top responses. Guests overwhelmingly saw their role in promoting sustainability as taking direct actions, such as recycling, reducing energy use, and walking/biking rather than driving. Diverse, accessible transportation options was also the top choice for what guests would like to see Columbia actively addressing.

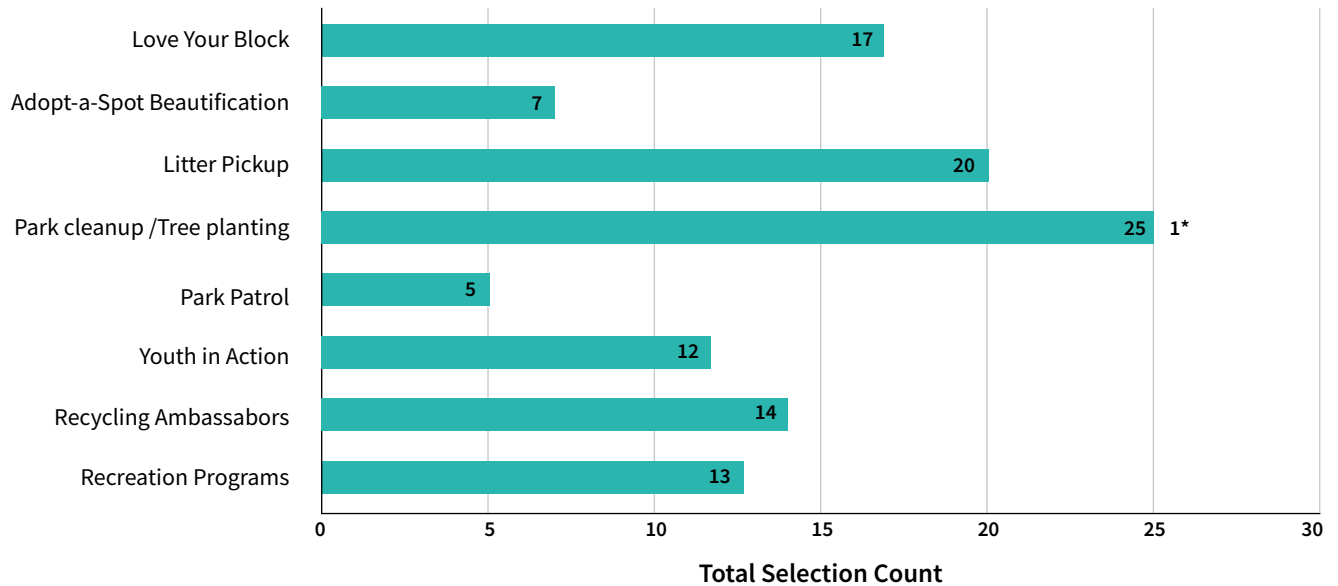
Comments from the Summit Guide reflected an appreciation of this being a priority for the City. Some guests noted a desire to see more opportunities for the elderly and disabled residents. Many guests noted affordable housing as an area they would like to see increased investment.



# Which volunteer opportunities interest you the most?

## Total Selections per Volunteer Category

Residents were asked to select all that apply.



\* Number of youth who voted within each option

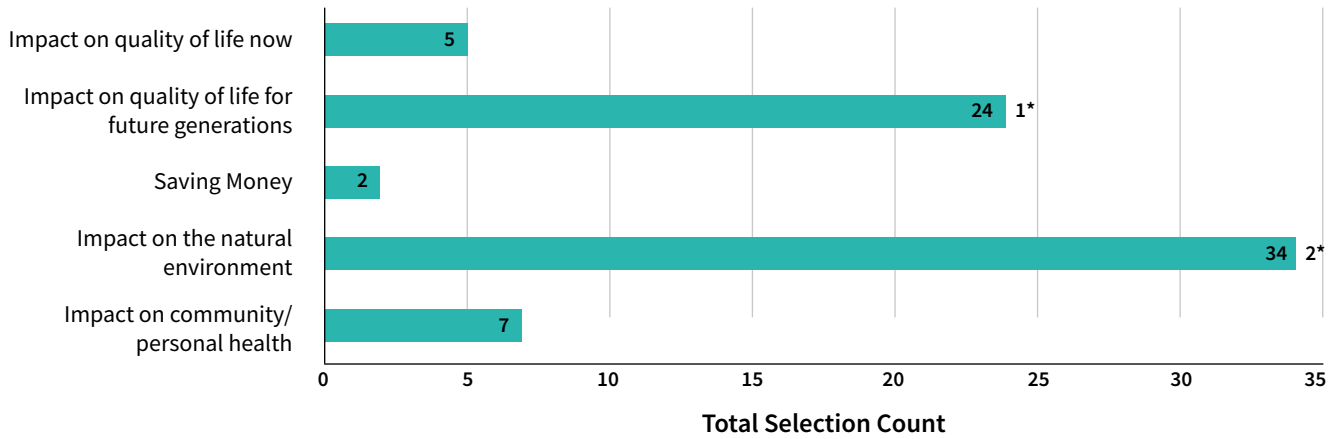
## Volunteer Category Breakdown by Ward

Volunteer Category	Ward 1	Ward 2	Ward 3	Ward 4	Ward 5	Ward 6	Outside City Limits	Kids
Love Your Block	4	3	0	3	3	0	4	0
Adopt-a-Spot Beautification	1	3	0	0	0	2	1	
Litter Pickup	3	6	0	3	1	3	4	0
Park cleanup / Tree planting	6	4	0	5	4	3	2	1
Park Patrol	1	3	0	1	0	0	0	0
Youth in Action	2	2	0	1	2	2	3	0
Recycling Ambassadors	1	4	0	4	1	1	3	0
Recreation Programs	1	4	0	3	2	2	1	0



# What motivates you to consider taking “sustainability-related” actions?

**Total Selections per “Sustainability-related” Actions Category**  
Residents were asked to select one option.



\* Number of youth who voted within each option

## “Sustainability-related” Actions Category Breakdown by Ward

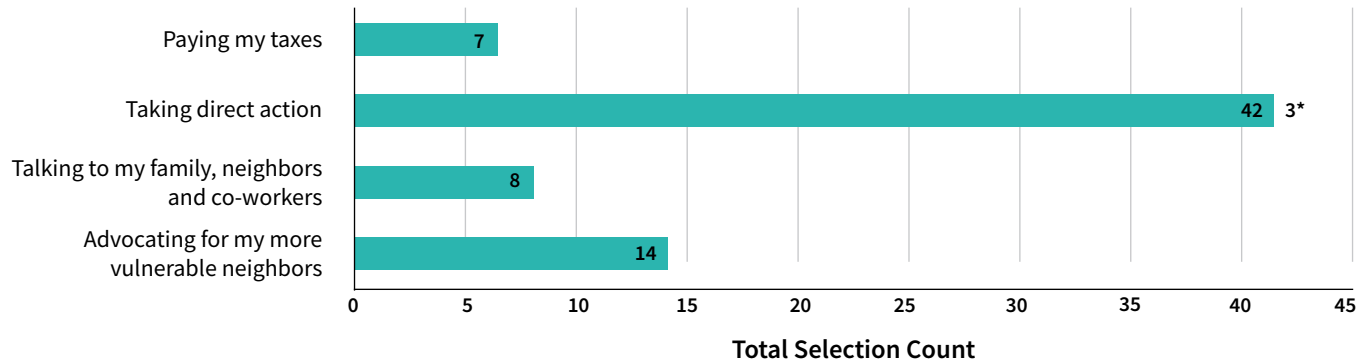
“Sustainability-related” Actions Category	Ward 1	Ward 2	Ward 3	Ward 4	Ward 5	Ward 6	Outside City Limits	Kids
Impact on quality of life now	1	1	0	1	0	1	1	0
Impact on quality of life for future generations	3	4	4	6	3	1	2	1
Saving Money	0	0	1	1	0	0	0	0
Impact on the natural environment	2	11	10	3	3	3	0	2
Impact on community/personal health	1	0	0	1	1	3	1	0



# What do you see as your role in implementing solutions to these “sustainability-related” issues?

## Total Selections per Implementation Role Actions Category

Residents were asked to select one option.



\* Number of youth who voted within each option

## Implementation Role Actions Category Breakdown by Ward

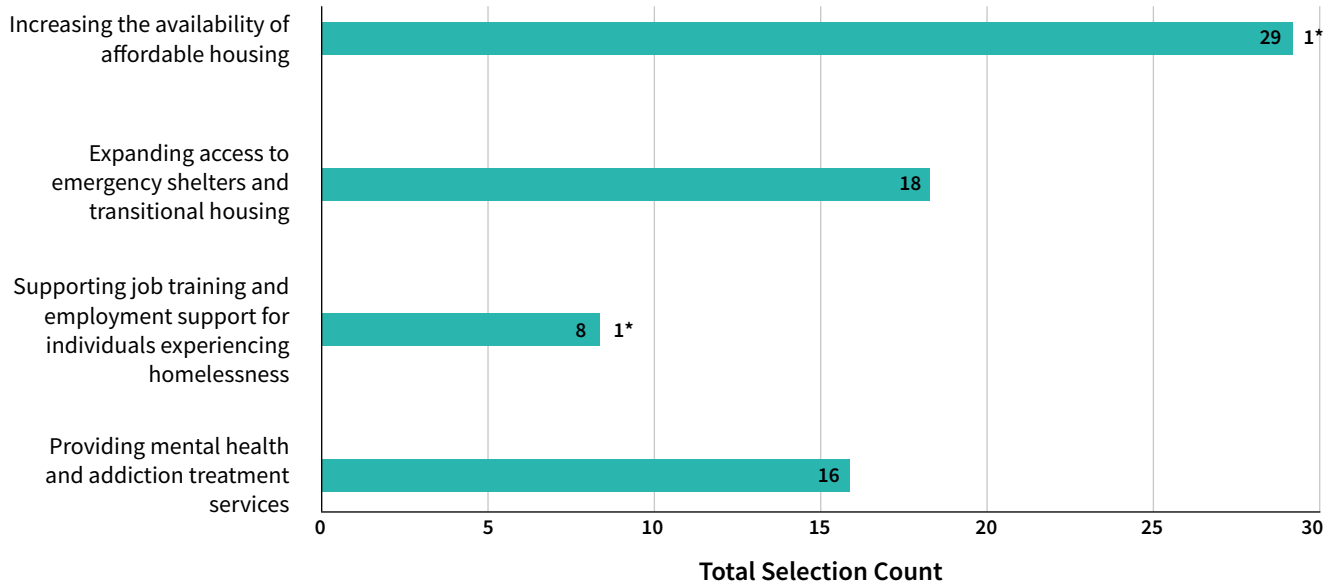
Implementation Role Actions Category	Ward 1	Ward 2	Ward 3	Ward 4	Ward 5	Ward 6	Outside City Limits	Kids
Paying my taxes	1	2	3	1	0	0	0	0
Taking direct action (recycle, reduce energy use, walk or bike instead of driving, etc.)	3	9	12	9	1	5	0	3
Talking to my family, neighbors and co-workers	0	3	1	1	2	1	0	0
Advocating for my more vulnerable neighbors	3	1	0	3	4	1	2	0



# What should be the City's top priority for addressing homelessness?

## Total Selections per Top Priority Category

Residents were asked to select one option.



## Top Priority Category Breakdown by Ward

Top Priority Category	Ward 1	Ward 2	Ward 3	Ward 4	Ward 5	Ward 6	Outside City Limits	Kids
Increasing the availability of affordable housing	5	6	5	1	6	4	2	1*
Expanding access to emergency shelters and transitional housing	3	2	4	1	3	2	3	
Supporting job training and employment support for individuals experiencing homelessness	0	2	1	1	2	1	0	1
Providing mental health and addiction treatment services	3	3	2	5	1	0	2	

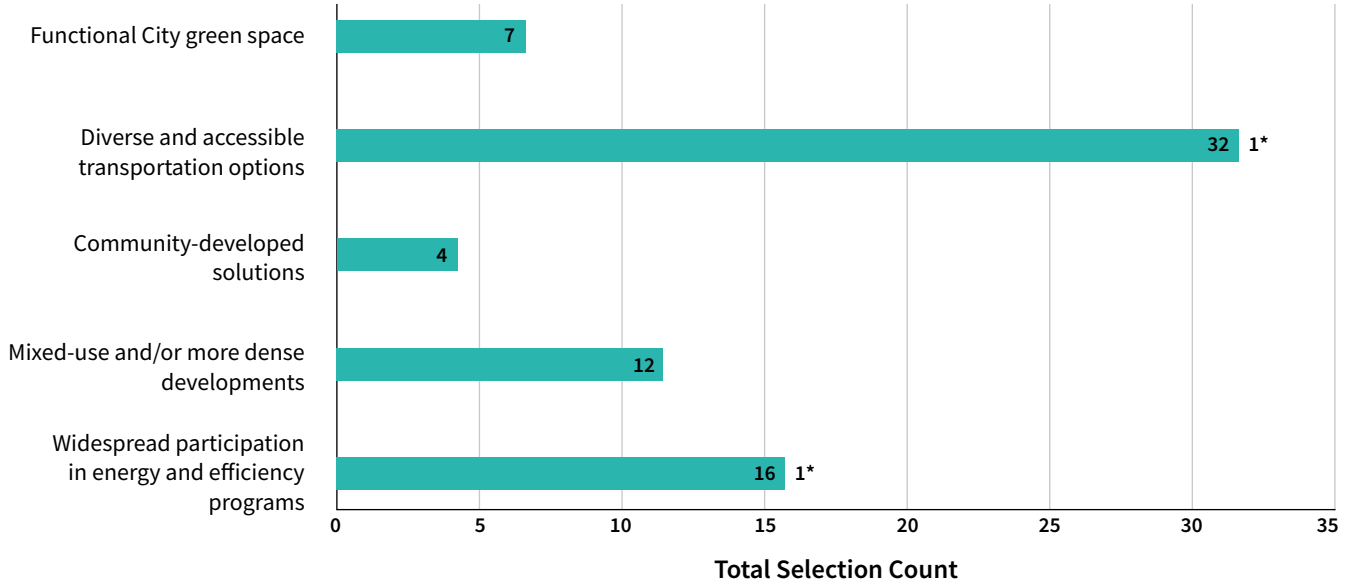
Increasing the availability of affordable housing 1\* Comment: Transit boarding houses kid shelters



Complete the sentence with one of the following:  
**In 2035, I would like to see Columbia actively addressing climate change with \_\_\_\_\_.**

**Total Selections per Climate Change Action Category**

Residents were asked to select one option.



\* Number of youth who voted within each option

**Climate Change Action Category Breakdown by Ward**

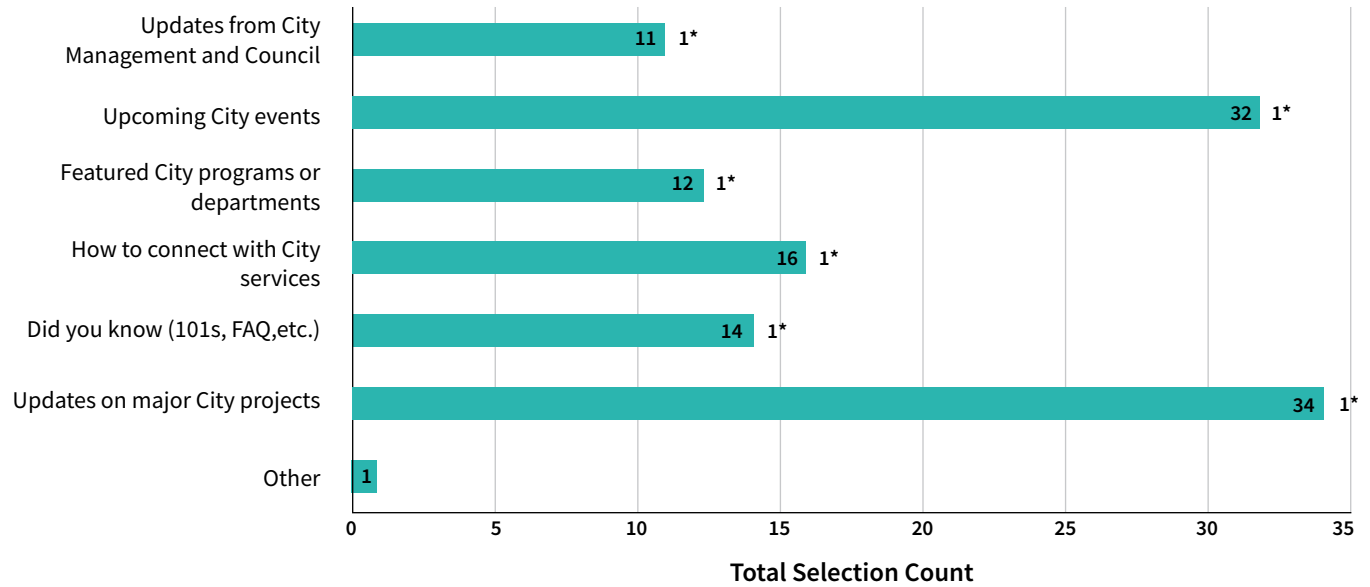
Climate Change Action Category	Ward 1	Ward 2	Ward 3	Ward 4	Ward 5	Ward 6	Outside City Limits	Kids
Functional City green space	2	2	2	1	0	0	0	0
Diverse and accessible transportation options	1	7	6	6	6	6	0	1
Community-developed solutions	0	1	1	0	0	1	1	0
Mixed-use and/or more dense developments	3	3	1	3	1	1	0	0
Widespread participation in energy and efficiency programs	3	3	4	4	1	1	0	1



# What information would you like to see in the City's monthly newsletter?

## Total Selections per Newsletter Information Preference Category

Residents were asked to select all that apply.



\* Number of youth who voted within each option

## Newsletter Information Preference Category Breakdown by Ward

Newsletter Information Preference Category	Ward 1	Ward 2	Ward 3	Ward 4	Ward 5	Ward 6	Outside City Limits	Kids
Updates from City Management and Council	1	3	1	1	1	1	2	1
Upcoming City events	3	7	8	3	4	4	2	1
Featured City programs or departments	0	4	2	0	1	2	2	1
How to connect with City services	0	6	2	2	3	1	1	1
Did you know (101s, FAQ, etc.)	2	2	2	0	5	1	1	1
Updates on major City projects	3	10	6	4	4	4	2	1
Other	0	0	0	0	0	0	0	1







## Goal Statement

Foster a resilient and diverse economy that meets the needs of our community.



In the Resilient Economy priority area, guests shared feedback on topics related to the joint City/County Housing Study, the Columbia Regional Airport, public art, and what retail options they would like to see more of in Columbia. Guests indicated a preference for experiencing the art at festivals and through performing arts in the community.

Questions related to the Columbia Regional Airport polled guests on parking preferences as well as desired flight destinations. The overwhelming majority indicated a preference for free parking, even if it meant it was further away from the terminal. The preferences related to covered or uncovered paid parking near the terminal were fairly similar.

The most popular recommendations for future flight destinations included New York City, Washington D.C., and Atlanta, with over 36 cities identified on the board. The upcoming Charlotte, NC flights will offer greater access to destinations on the east coast, helping travelers get closer to these locations.

As a recommendation from the joint City/County Housing Study, the City created an Affordable Housing Fund in fiscal year (FY) 2025 and invested \$1 million. A sustainable funding source still needs to be identified. Guests had the opportunity to hear more about the Housing Study and weigh in on how this fund may be sustained. While several guests indicated they would not be supportive of increased taxes or fees to support this, the majority did. Those in support offered a variety of suggestions, including tax increases, fee increases to short-term rental operators, and fees to builders.

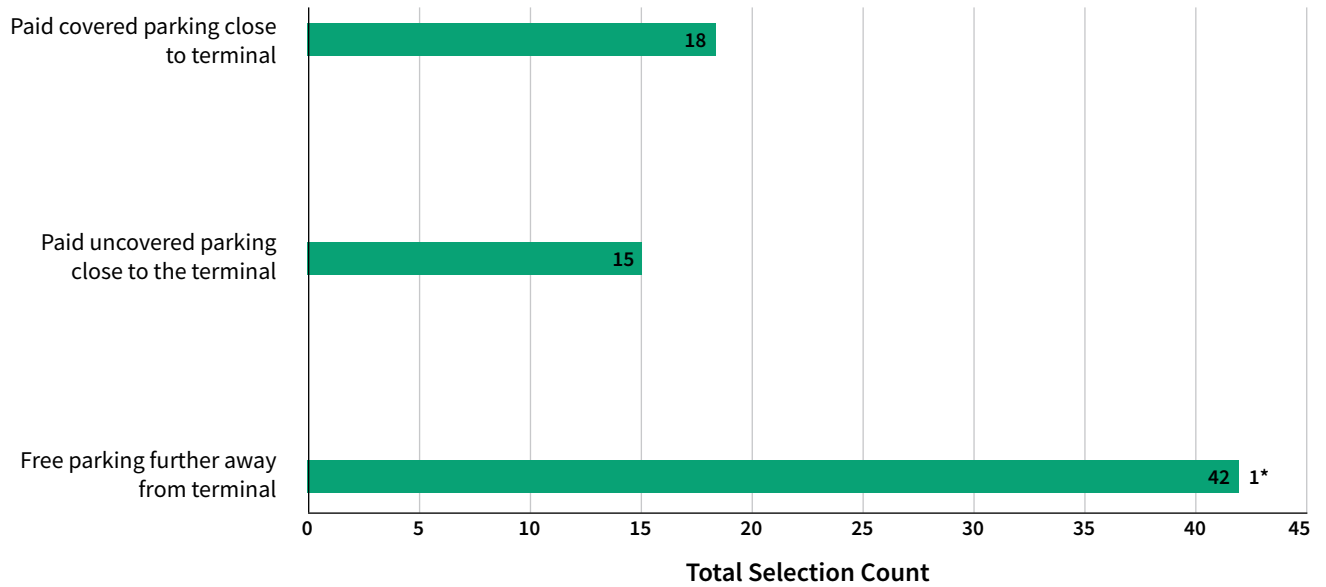
Guests provided written comments in their Summit Guides that reflect a desire to emphasize more business development, both large and small, as well as public transit concerns for employment and public meetings.



# If offered, what type of Airport parking is most important to you?

## Total Selections per Airport Parking Category

Residents were asked to select one option.



\* Number of youth who voted within each option

## Airport Parking Category Breakdown by Ward

Airport Parking Category	Ward 1	Ward 2	Ward 3	Ward 4	Ward 5	Ward 6	Outside City Limits	Kids
Paid covered parking close to terminal	3	5	1	2	2	3	2	0
Paid uncovered parking close to the terminal	2	2	3	3	5	0	0	0
Free parking further away from terminal	2	8	4	10	7	4	6	1

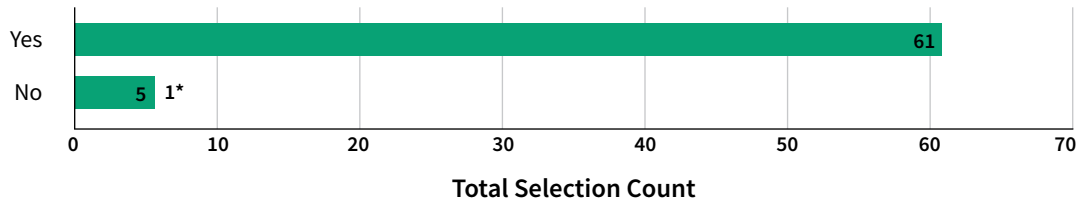


As part of the Boone County Housing Study, the City established the Affordable Housing Trust Fund. Upon creation, the City invested \$1 million, but a sustainable funding source is needed for long term impact.

## Would you be willing to support increases to taxes or fees to support this effort?

### Total Selections per Answer

Residents were asked to select one option.



\* Number of youth who voted within each option

### Answer Category Breakdown by Ward

Answer Category	Ward 1	Ward 2	Ward 3	Ward 4	Ward 5	Ward 6	Outside City Limits	Kids
Yes	7	11	9	8	14	7	5	0
No	0	1	1	0	1	0	1	1

## If yes. What are some types of increases you would support?

\* Number of times comment noted

- Increases should be directed to permanently affordable housing
- Increase taxes on non owner-occupied properties
- Sin taxes
- short term rentals (2 instances)\*
- Divert funds from air B&B & rentals to this fund
- Code violation fee
- 25% tax building new homes affordable
- Find a way to get MIZZOU to pay. They are largely responsible for high rents
- Sales tax (2 instances)\*
- Fees - hotel/motel fees
- Housing options for homeless
- no increase in sales tax but other ideas are ok
- vets and homeless
- Office to housing conversions - other conversions
- CoMo gives mobile homes city owned park
- Building permit fee
- Increase certain taxes
- Increase fees for builders
- Maintenance of senior living apartments
- Increase income tax on top tax brackets
- Fees for building more luxury housing infill



# What U.S Destination would you like to fly direct to from Columbia Regional Airport (COU)?

Residents were asked to select one option.

Destination	Count	Destination	Count
Seattle	4	Jackson	1
Portland, Oregon	4	Nashville	1
Eugene	1	Lansing	1
Sacramento	1	Detroit	1
San Francisco	5	Birmingham	1
Los Angeles	5	Atlanta	8
Las Vegas	4	Tampa	1
Billings	1	Miami	2
Denver	3	Charleston	2
Kansas City	1	Charlotte	1
Tulsa	1	DC	8
Oklahoma City	1	Maryland	1
Austin	1	Philadelphia	4
Houston	1	New York City	10
San Antonio	2	Hartford	2
Honolulu	2	Boston	4
Minneapolis/St Paul	3	Montpelier	1
New Orleans	1	Portland, Maine	1

**Goal 4**

**Resilient Economy**  
Tell us what matters most.

What U.S. destination would you like to fly direct to from Columbia Regional Airport (COU)? **Select ONE.**

**COLUMBIA REGIONAL AIRPORT**

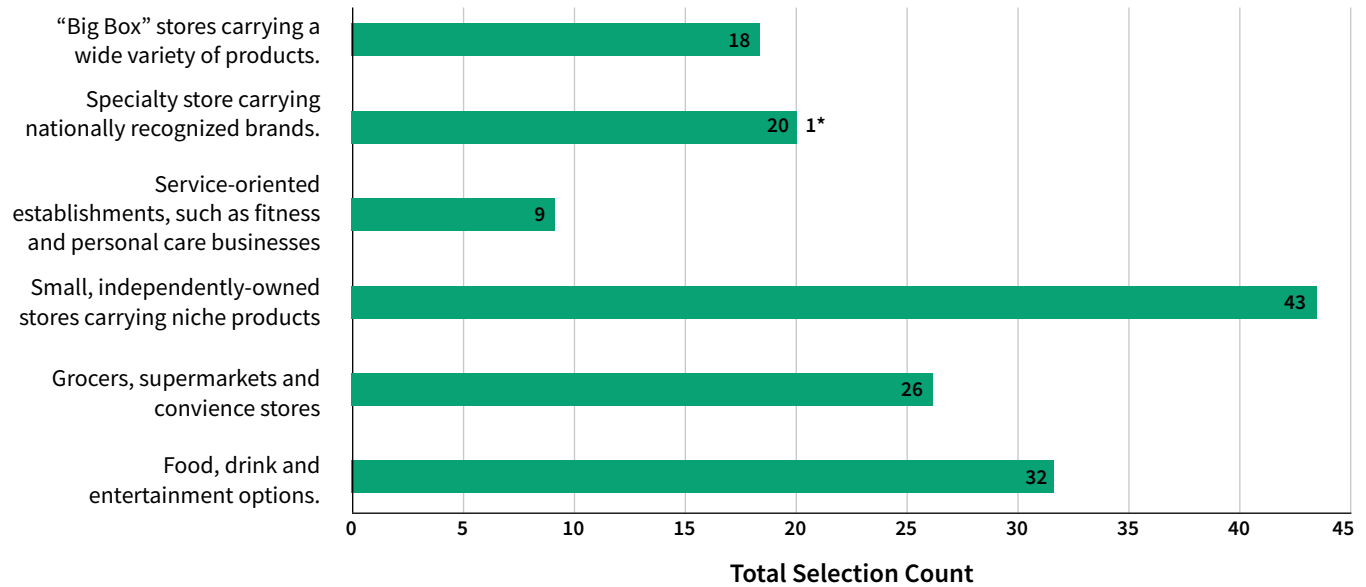
COU currently flies direct to Charlotte (CLT), Chicago (ORD), Dallas (DFW), Denver (DEN), Destin (VPS) and Orlando (SFB).



# What categories of retail options do you feel like Columbia is most in need of?

## Total Selections per Retail Options Category

Residents were asked to select two options.



## Retail Options Category Breakdown by Ward

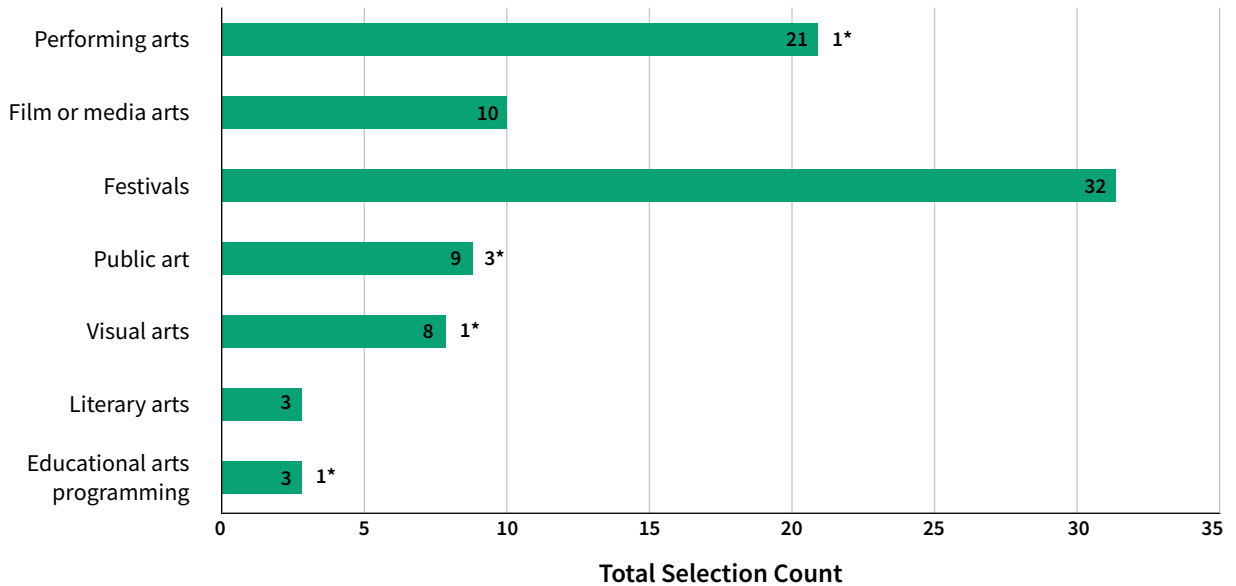
Retail Options Category	Ward 1	Ward 2	Ward 3	Ward 4	Ward 5	Ward 6	Outside City Limits	Kids
"Big Box" stores carrying a wide variety of products.	2	1	5	0	4	5	1	0
Specialty store carrying nationally recognized brands	1	4	2	5	3	4	0	1
Service-oriented establishments, such as fitness and personal care businesses	0	2	0	3	1	0	3	0
Small, independently-owned stores carrying niche products.	2	6	4	10	14	6	1	0
Grocers, supermarkets and convenience stores	3	6	6	2	2	5	2	0
Food, drink and entertainment options	4	7	4	5	5	3	3	1



# How do you prefer to experience the arts?

## Total Selections per Art Experience Preference Category

Residents were asked to select one option.

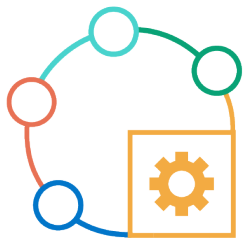


\* Number of youth who voted within each option

## Art Experience Preference Category Breakdown by Ward

Art Experience Preference Category	Ward 1	Ward 2	Ward 3	Ward 4	Ward 5	Ward 6	Outside City Limits	Kids
Performing arts	1	5	3	4	2	2	3	1
Film or media arts	3	1	3	2	0	1	0	0
Festivals	4	6	6	3	8	2	3	0
Public art	1	0	1	2	1	1	0	3
Visual arts	0	0	0	1	3	3	0	1
Literary arts	1	0	1	1	0	0	0	0
Educational arts programming	0	0	0	1	1	0	0	1





## RELIABLE & SUSTAINABLE INFRASTRUCTURE

### Goal Statement

Provide reliable, sustainable and innovative infrastructure for the efficient delivery of municipal services to meet the current and future needs of our community.



In this area, guests provided input related to our Public Works, Parks & Recreation, and Utilities departments. The input related to eliminating traffic deaths and serious injuries will help guide City actions related to the CoMo to Zero initiative, with many guests emphasizing driver education, increased traffic enforcement, and investment in pedestrian infrastructure. Similar to last year, guests emphasized the value of the walking/biking trails in our parks system, as well as a way to access green spaces.

There were a number of questions related to City Utilities, specifically related to energy generation and efficiency programs. Guests indicated a willingness to pay up to 20% more for electricity monthly to achieve 100% renewable energy sources. The majority of guests responding also indicated awareness of the City's rebate programs for

energy efficiency improvements to their homes and businesses. Guest feedback showed a strong preference for moving to single-stream recycling. For the Utilities overall, guests indicated maintaining infrastructure and reliability as the most important.

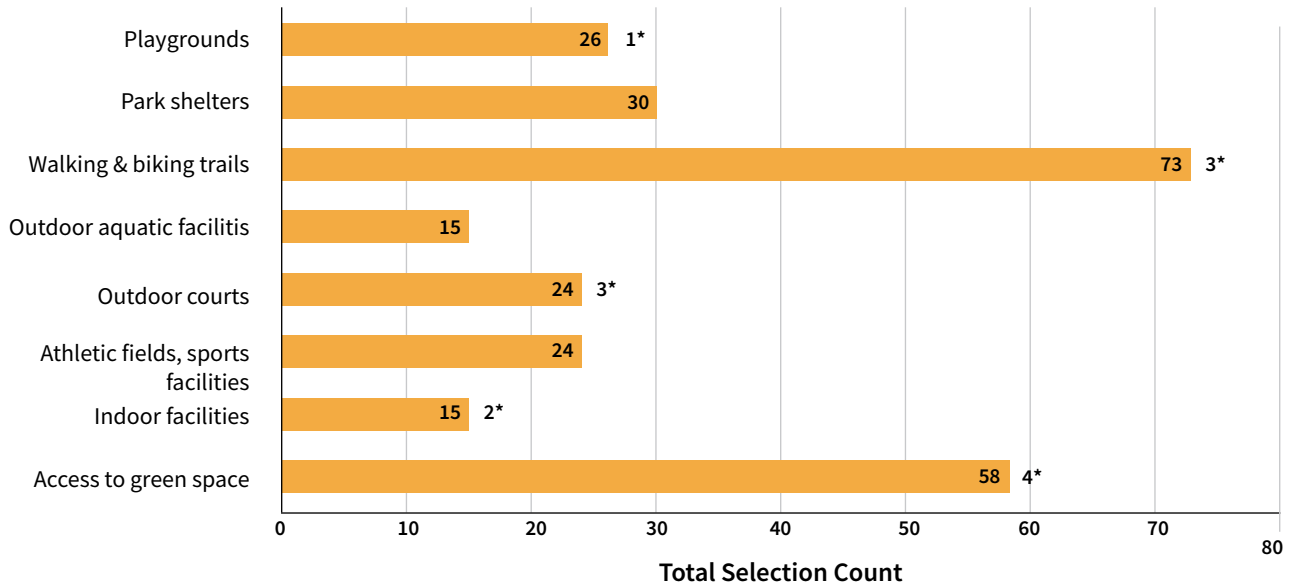
Comments from the Summit Guide emphasized the importance of native plants, with suggestions to incentivize the planting. There was also interest in increasing information on upcoming infrastructure projects so that residents could be better informed and plan ahead. Comments reflected appreciation of the mulch sites, as well as a desire for additional sites. An interest in staff recycling drop offs were also reflected in the comments.



# What do you value most in the City's parks?

## Total Selections per City Park Value Category

Residents were asked to select three options.



\* Number of youth who voted within each option

## City Park Value Category Breakdown by Ward

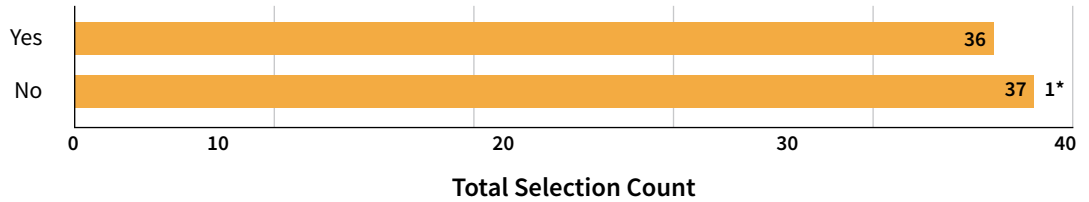
City Park Value Category	Ward 1	Ward 2	Ward 3	Ward 4	Ward 5	Ward 6	Outside City Limits	Kids
Playgrounds	2	2	6	6	3	4	2	1
Park shelters	3	4	3	3	9	3	5	
Walking & biking trails	12	12	10	16	9	5	6	3
Outdoor aquatic facilities	2	2		5	2	1	3	
Outdoor courts	1	5	5	4	2	1	3	3
Indoor facilities	1	2	4	7	7	1	2	
Athletic fields, sports facilities	1	5	1	1	3	1	1	2
Access to green space	9	9	10	16	5	1	4	4



# Have you ever used the City's ParkMobile app?

## Total Selections per Answer

Residents were asked to select one option.



\* Number of youth who voted within each option

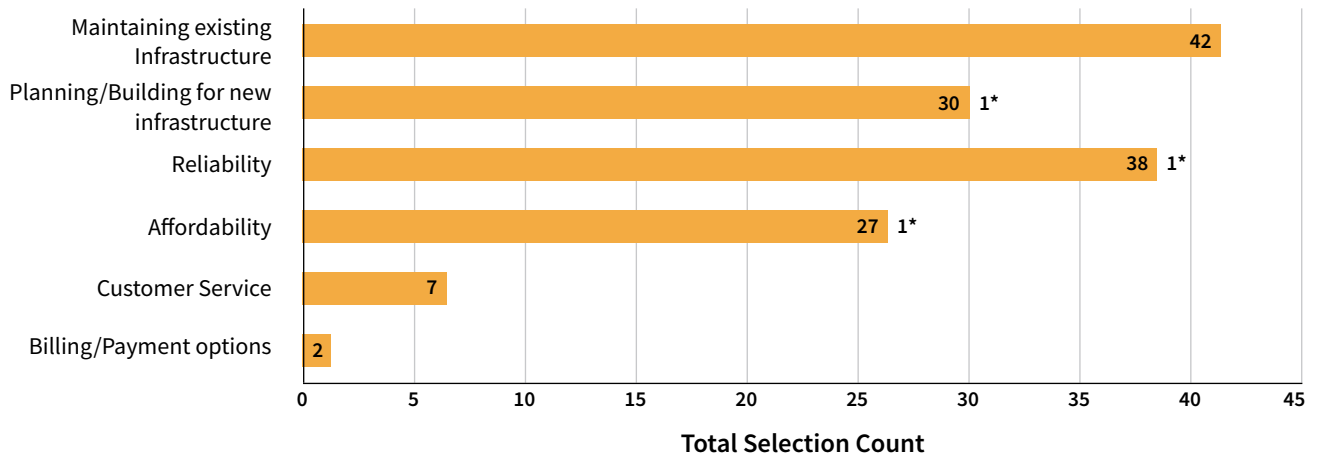
## Answer Category Breakdown by Ward

Answer Category	Ward 1	Ward 2	Ward 3	Ward 4	Ward 5	Ward 6	Outside City Limits	Kids
Yes	6	7	1	14	5	2	1	
No	10	10	0	5	6	1	4	1

# What is the most important to you from our City Utilities (Water, Electric, Trash and Recycling, Sewer, Stormwater)?

## Total Selections per City Utilities Category

Residents were asked to select two options.



\* Number of youth who voted within each option

## City Utilities Category Breakdown by Ward

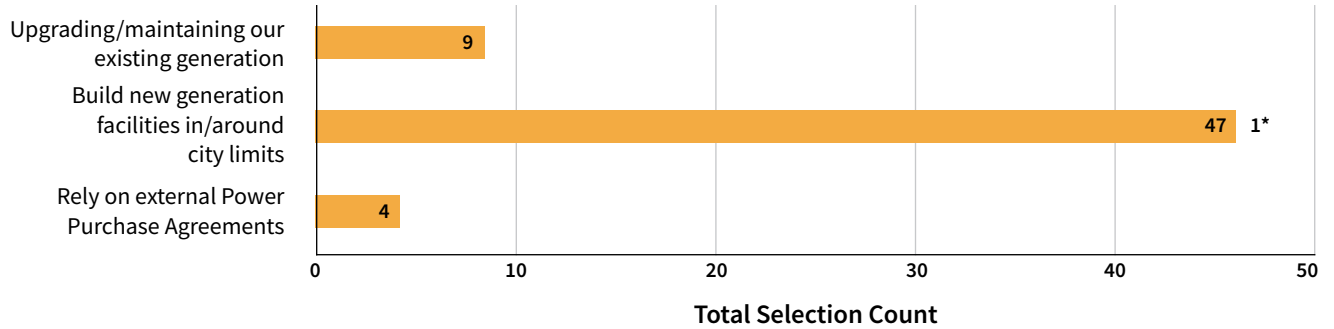
City Utilities Category	Ward 1	Ward 2	Ward 3	Ward 4	Ward 5	Ward 6	Outside City Limits	Kids
Maintaining existing Infrastructure	2	12	7	11	3	2	5	
Planning/Building for new infrastructure		7	5	9	4	1	3	1
Reliability	4	7	8	10	3	2	3	1
Affordability	2	4	6	10	1	3		1
Customer Service		1	3	2			1	
Billing/Payment options			1			1		



# Should the City lean toward building its own electric generation to meet our capacity needs or buying from the market and relying on Power Purchase Agreements?

## Total Selections per Meeting Electric Capacity Needs Category

Residents were asked to select one option.



\* Number of youth who voted within each option

## Meeting Electric Capacity Needs Breakdown by Ward

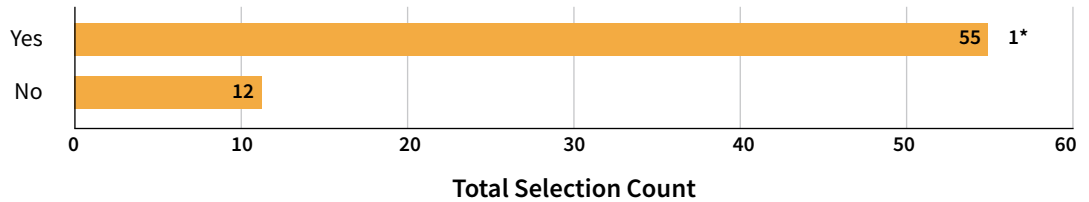
Meeting Electric Capacity Needs Category	Ward 1	Ward 2	Ward 3	Ward 4	Ward 5	Ward 6	Outside City Limits	Kids
Upgrading/maintaining our existing generation	4	2		3				
Build new generation facilities in/around city limits	5	9	7	6	13	4	2	1
Rely on external Power Purchase Agreements		1	2	1				



# Are you aware that the City of Columbia offers rebates for making your home and business more energy efficient?

## Total Selections per Answer

Residents were asked to select one option.



\* Number of youth who voted within each option

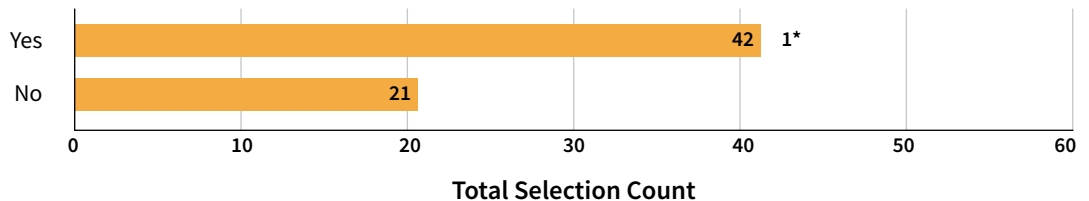
## Answer Category Breakdown by Ward

Answer Category	Ward 1	Ward 2	Ward 3	Ward 4	Ward 5	Ward 6	Outside City Limits	Kids
Yes	4	12	10	11	10	5	2	1
No	2	2	2	2	2	1	1	

# Did you know that the City of Columbia offers free energy assessments for all its customers (including renters)?

## Total Selections per Answer

Residents were asked to select one option.



\* Number of youth who voted within each option

## Answer Category Breakdown by Ward

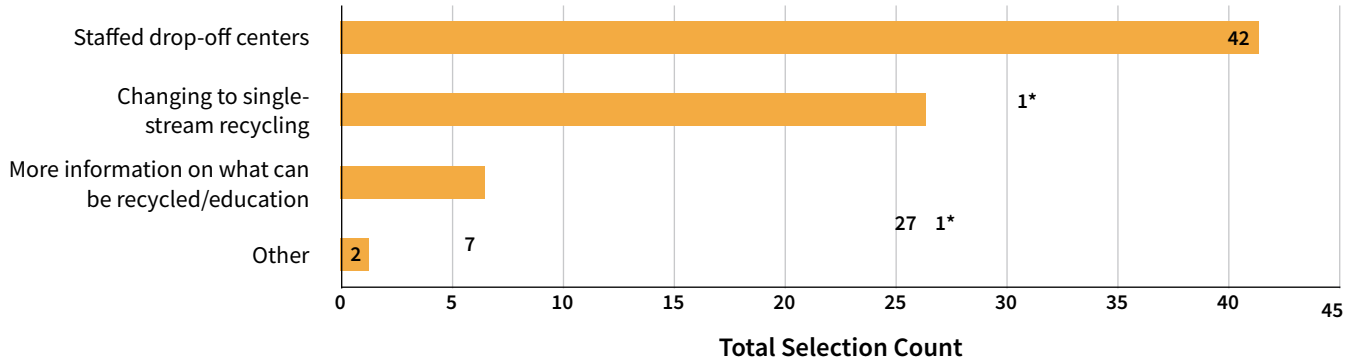
Answer Category	Ward 1	Ward 2	Ward 3	Ward 4	Ward 5	Ward 6	Outside City Limits	Kids
Yes	3	9	9	9	6	3	2	1
No	2	3	3	4	5	3	1	



# How could the City make it easier for you to recycle?

## Total Selections per Recycling Category

Residents were asked to select one option.



\* Number of youth who voted within each option

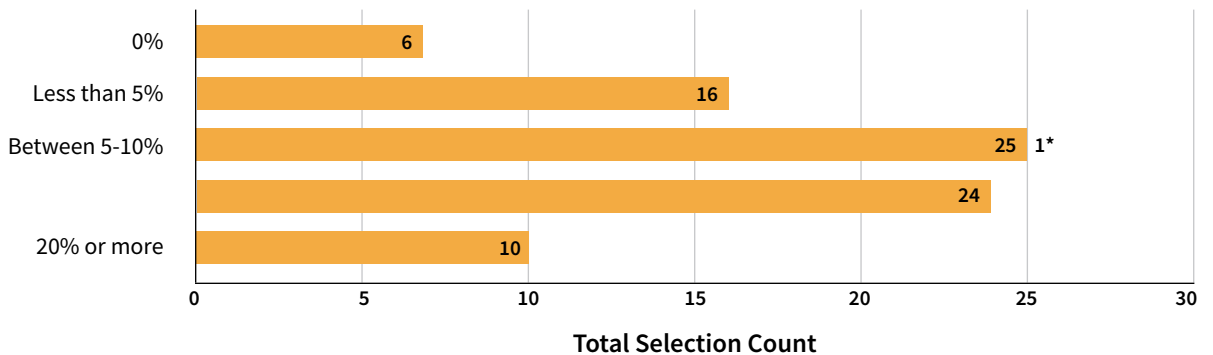
## Recycling Category Breakdown by Ward

Recycling Category	Ward 1	Ward 2	Ward 3	Ward 4	Ward 5	Ward 6	Outside City Limits	Kids
Staffed drop-off centers	1	3	3	4	5	2	1	1
Changing to single-stream recycling	2	8	7	10	7	2	4	
More information on what can be recycled/education	3	8	1	2	1	2	1	
Other	1		3	1	1			

# In order to reach 100% renewable energy sources, how much more are you willing to pay for electricity monthly?

## Total Selections per Electricity Payment Increase Category

Residents were asked to select one option.



\* Number of youth who voted within each option

## Electricity Payment Increase Category Breakdown by Ward

Electricity Payment Increase Category	Ward 1	Ward 2	Ward 3	Ward 4	Ward 5	Ward 6	Outside City Limits	Kids
0%		2	3				1	
Less than 5%		3	4	4	3	2		
Between 5-10%	2	5	4	8	4	1		1
Between 10-20%	6	2	4	5	4	2	1	
20% or more		1		3	3	2	1	



# What do YOU think is the most important thing that the City can do to help eliminate traffic deaths and serious injuries?

\* Number of times comment noted

- Dare! More assemblies in high school about drinking driving +peer pressure
- Bring back Mandatory Drivers Ed.
- Better sidewalks More connected
- Better Enforcement Red lights, Speed
- Pay attention to pedestrians
- No drinking or texting
- Infrastructure changes that actually promote safety
- Safe sidewalks, Ped crossing lanes
- Education
- Maintain Pedestrian Signals!
- Red light cameras
- Safer Road Design 1. Roundabouts 2. protected bike lanes 3. Traffic calming
- Better road markings esp visible at night
- Keep Hickman students from illegally crossing
- Increase crossing time for ped and cars clearance
- Enforce speed limits (2 instances)\*
- Roads are too skinny
- Incorporate sidewalks and pedestrian accommodations everywhere
- -Traffic calming designs -Separated bike lanes
- Education of pedestrians crossing roads
- Sidewalks and crosswalks (city and MoDot highways)
- Ban cell phones slow down use headlights
- 20-25 mph speeds on our residential roads
- Speed Limit Enforcement
- Enforce cell phone ban
- Pedestrian highways (big sidewalks) Ped infrastructure
- Increase enforcement of speed limits!
- More ped crossing/crosswalks
- Eliminate cell phone use
- Traffic calming (2 instances)\*
- More Crosswalks on major streets
- Drivers Ed! (2 instances)\*
- Motorcycles Eliminate Texting and Phones for drivers
- Design Streets for slower driving
- Cell phone use
- Wider sidewalks and shoulders for cars
- More sidewalks on busy streets
- Stop cell phone ban enforcement
- Enforce speed limit law
- Enforce traffic laws -Redlight running - cell phones
- Enforce cell phone ban (2 instances)\*
- Enforce traffic violations
- Alcohol Abuse Awareness D.A.R.E.
- Improve visibility of pedestrians at night
- Primary cell phone ban enforcement
- Stop cell phone use walk more
- Educate on how to drive roundabouts
- Robust Complete Streets Policy that includes protected share use paths
- More police in the traffic unit
- Parked cars blocking visibility
- Education on roundabouts (how to use them)
- Drive slower and no drunk drive pedestrians watch out
- Stronger drivers ed with renewals
- For M-9 make sure to look at Carter Lane/Providence
- Enforce distracted driving
- I think that traffic lights could be safer
- If car driver hits a person they should get a ticket
- Get rid of parking in bike lanes
- Get people off their cell phones
- Support multi-modal transportation
- Traffic education
- New bridge for athletes walking from campus to MU practice facility between providence and stadium
- More sidewalks + walkable spaces
- Mini Nukes surrounds by solar panels
- Sidewalks + Snow clearing
- Eliminate phone use drug + drunk driving
- Protected bike lanes
- Pedestrian crossing times at signals
- More crosswalks
- Traffic calming
- No more cellphones in cars
- Infrastructure that reduces speeds - traffic calming



# Appendix: Organizational Excellence



Better resources for jobs & health issues. Apps to show how we are doing as a community.
Keep doing what you are doing. City is approachable and attentive.
Improve stark ave, fix potholes
More training for city employees working w/ public
(Star Drawing)
Create safe community
Increase Staffing and Pay
I would like to see our city make data driven decisions, implement true transparent communications, complete projects in a timely manner, and operate in ways that leads to the best budget and resource management. They should develop goals with measurable outcomes that will provide equitable outcomes for our community members.
There is too large of a gap between the lowest paid & highest paid city workers. So many jobs offer a salary range but refuse to negotiate starting pay.
Its important to have effective recruiting tools and public impact into city priorities
employee satisfaction iskey - and communication
Desk audits for all positions before raise duties may change. Employees need to be civic minded to all good people skills.
doing great!
yes
Very satisfied
Great job Mayor Buffaloe you are a person of integrity. Support our police and fire by increasing positions for more officers. Provide adequate training for everyone. We need a victim advocate to work with our police force.

As a community media center vidwest connects the community. Vidwest provides a safe space that anyone can access to create media. Vidwest is taking part in training the next generation of filmmakers and creators. This could support production coming to mid-Missouri to film and generate economic growth.
Use creative events to promote/motivate engagement on the local levels.
find a way to get employment info out to semi-retired folks who might want to work for the city (I would!)
To include Seniors
No feedback here
Great knowledgeable event!
work to make the hiring process quicker and make some timely feedback is provided and appreciated
Fair pay for all our city employees :)
opportunities for citizen committes to provide input
It was good to hear how the city is thinking about increased staff needs as the city's priorities continue to adapt and change
Great!
Managing city recreational facilities
Improve transparency and public data dashboards. faster response to service requests. better hiring/staffing of city departments. easier ways to report issues (apps, 311 system)
The IT dashboard is a cool idea was nice to see the tax percentage breakdown
I like the idea of a data dashboard!
You're doing great
I would like to see more public advocacy from council (wards) members related to city issues.



# Appendix: Safe Community

More support for fire & police. More available offices & trained EMS services.
-Reflectors on roadways -More crosswalks
Doing a great job. If and when you have more staff, community policing is awesome.
enforce laws
Community policing - get CPOA & Fascist cops off social media w/ fake account
(Star Drawing)
Build Trust
Proactive Policing
we need more pay for police force
We need to invest in the Office of Violence to help decrease the need for policing and increase safety thru prevention. We need to address gun violence & help future generations find ways to cope and have ways to make better lives for themselves.
There aren't enough programs for the housless community. Once all citizens are getting their basic needs met we will see a drop in crime.
Very important. The city does not feel as safe as it did. Choosing priorities for policing was very helpful
more police and fire personnel to keep up with the growing city
Drug selling and trafficking reduce penalize the big buys.Crack down on the white collar crime! Dogs and public health an issue - cleanliness and behavior. Code enforcement.
more mental health access, EMT at firestations
Community policing, which may include increase staffing so that officers know their beats and the residents. Improved operation of the Citizens Police Review Board.
yes
Safe from pollution and toxins. Clean drinking water for all
Information about what services should be used (i.e. 311- what is it appropraite for?)
Instead of increase policing downtown, todivert funds to developing intitatives to help interm and give safer resources downtown. Specifically for shows, looking at bars.
Please focus more on community-based policies. Anything to be proactive. Thank you.
hoping to see the city involved at the opportunity campus
More present how enforcement
more education for all
shelter for homeless and mentally unwell people to give security for pedestrians
No feedback here
Remove Flock

Please don't forget seniors. . . Improve resources and accountability concerning predatory landlords. Right now it seems the city is more concerned about not upsetting the wealthy and businesses and the landlords. Poor vulnerable people have little defense or recourse against predatory landlord.
health and safe/protection from pesticide use, educate community about effects of pesticides at their homes and in public parks, schools, etc
Starts with more housing
responsive and pleasant
please continue to invest in our police and fire department to make sure we have plenty of trained officers and firemen.
I support investing in prevention, starting with youth outreach
I believe we should be focusing on keeping repeat offenders off the street. Keep guns away from those who shouldn't have them.
more green spaces, art festivals, art programs, music, way for youth to engage creatively
Office of Violent Prevention is a great new resource and hopefully will continue to develop partnerships with the schools, universities, businesses, etc to keep our city staff
Improve trust- what do people think/need in vulnerable populations & BIOC (Black, Indegenous, people of color). Ask homeless & housing challenged what they want to see. Give voice to folks who often don't get a voice. Let them see changes they have suggested.
Very Safe
Control Gun Violence. Traffic violence. Ban Alcohol
More frequent patrol in the city or set up community patrol team to keep our community safe.
police staffing/patrol presence. mental health crisis response. fire and ems response time. drug prevention/homelessness report.
Friendly, informative, and caring. I appreciate what fire and police do for us! They are awesome
I would liek to see police dept. staffing increased so we can have traffic enforcement & community engagement.
We need more quality detectives
my focus is on goal 2 - more support for police in traffic conrol and crime investigations and prevention. Re: the health dept - great advocates for the heathh of citizens. Re: Animal control - the city needs to and can support the humane society's request for capital support. If their new facility is not able to be big enough for nearby 500 dogs that are the city's responsibility, what will happen to these dogs? Housing is not the biggest issue - finding them homes is.
1. Decrease limit for LOUD CARS instead of muffler requirement 2. Snow removal on sidewalks as an immediate ticket like illegally parking.



# Appendix: Inclusive & Equitable Community

Create a community "club house" free or low priced resources. Work shops for debt management, zumba and dance classes.
Always promote what we are inclusive, diverse, versable positive.
improve stark ave, fix potholes
more funding
(Star Drawing)
Continue DEI -Don't listen to the nuts out there
We need to address disparities in income, poverty, & health care thru programs addressing those disparities.
Diversity can only happen when a community is safe. We need to focus on strengthing & diversifying our police forcce first then we can circle back to the community.
Very important and would hate to leave this priority in the present atmosphere
Inclusivity is a must. Equality is a must.We have a historical black community
doing great!
The city should invest in permanenetly afforable workforce housing
yes
Work to come up with community after that help the unhoused population find work, shelter, and medical care (mental or otherwise)
Love Columbia's diversity! Taxes should go to provide equity, though. Ok to pay more to help others,
I like the block grants and projects to help create cohesion in underserved communities.
Thank for not being afraid of DEI
Senior programs
let everyone come to the table! Everyone has great ideas and would work harder if they are heard
making a china-town that could attract asian community to make business in the area, local shopping district and bookship to attract locals to the area
Continue to be a city that is inclusive no matter the Presidential mandates. Continue to embrace people of all ethnicitys or identities. Don't forget the elderly.
Get reid of the invasive plants, especially Asian Honeysuckle and Calley Pear
need more small houses and affordable houses
Already great but encourage doing Better!
Would love to see more accessible and diverse transportation options , especially a regular bus system and appropriately shaded bus stops.

I like that columbia is forward thinking when provided services to an underserved populations. Please continue to focus on these groups.
Thank you for making this a goal for our city
programs and opportunities for citizen participation that improve democratic decision making. e.g. creative storytelling about what we would like in our city to look like in 5/10/15 years.
Columbia is very forward thinking and is doing great work with trying to continue to find ways to be inclusive and equitable.
Expand to include diferent languages for some events !! (BIG ASK)
It could be better in Showcasing the different community and supporters.
Community diversity engagement
services for seniors and disabled residents. affordable housing. better access to parks and community programs. language accessibility and community outreach.
Thorough and informatiove`
You're doing great
Addressing homelessness. The grouping should have been more affordable house and transition housing.
More acceptance of children in public/private spaces



# Appendix: Resilient Economy



More support for the arts. Tax on Air B&B & hotels
Continue to promote growth. We are not too big, we are still a medium city but we behave like a small town.
improve stark ave, fix potholes
At a loss but transportation to jobs located on Rte B
I watch these issues everyday - affordable housing prarticulary
Reduce burden
Public transportation options
support retail for small biz supplier stores
We need to attract employers who pay living wages and provide benefits to employees.
Min. Wage needs a major boost \$15/hr isnt enough. The min shouldn't be across the board it shouldbe based on industry. Thereals needs to be a bigger push for folks to shop local so we can keep funds in the community.
Supporting affordable housng is vital - increasing short term rental fees seems to be a good strategy
Plan well for loss of state income tax. Get people employed. Get state funds if orginate elsewhere.
costco! ha! REI! small business investment! more airport options
Workforce housing, particular of starter homes. See goal 3.
yes
providing area designated for food stalls or food truck that is accessible for all people, low rent, strategic location, hotels and bodegas surrounding it
1. Affordable housing 2. promote business and using sustainable practices. 3 Create businesses that work to mitigate climate change, ie native preannual landscaping 6 Support sustainable ag and org's that work to preserve and protect the planet
You're doing great
Good ideas on how to increase affordable housing

How can the community support this effort? What are the city's goals? Are they reasonable?

The trash people are the worst communicator. When it snows, let us know early whether or not you are still coming. Why is it that school let people know early that they will be closed because of ice and snow, but the trash people say nothing. I am an older person who fell on the ice taking out the trash only to have you cancel pickup hours later. Not acceptable.

Vidwest and community media supports a resilient economy through providing workforce development by offering training programs and access to equipment at low cost. Vidwest supports entrepreneurs and offers opportunities for youth engagement. Without Vidwest members of our community would lose access to a safe place to create and follow their passion.

Seems very strong. More events like True False.

Utilize more input from broader swath of population.

Senior housing - include seniors in planning

Help Small B. grow

Encourage entrepreneurship. Yes there currently programs but not incubators (outside of shops at Sharp End around 40

Diners businesses are great

Tax non-owner occupied properties to fund affordable housing for residents

Needed

continue to encourage locally owned business to our community. we enjoy using locally owned business since the money stays local

Affordable housing for all- homelessness will only be solved with permanent homes

We need our businesses to invest more in the community.

limit AI so we can protect jobs and human connection

We need to support small local businesses and help them thrive!

1. Brainstorm w/Local Motion ab different possibilities for transportation. 2. Have transportation to Farmer's Market by 9:30AM 4. Transportation to Let's Talk Local & City Council. 5. Hold community summit a little later so folks who ride bus can get here

Business should be investing more heavily in community

Opening new facilities and infrastructures

More organized event on downtown which can bring more people to downtown and support the local economy. Can consider to bring the IT industry to the City.

business development. workforce training programs. airport expansion and new flight destinations. support for local entrepreneurs.



# Appendix: Reliable & Sustainable Infrastructure

Ability to have new resources for power instead of just exploring existing.
-pickleballs backboard -recycling education -recycling roll carts - share cost of sewerline to home w/homeowners - Bigger sign at Cuper to report violations - hazardous waste recycling in winter - electronic wast - additional mulch sites
Thanks for paratransit, vandiver water project. Wow great. How can apartment buildings with dumpster do recycling?
improve stark ave, fix potholes, my recycle papers and cardboard blow away or get wet from rain.
Better more efficient bus system
This is essential for the quality of life everyday. Thank you!
Staffed recycling centers
infrastructure that supports affordable housing, residential contractors/service providers. zoning that is contractor friendly and low cost
We need to address infrastructure & sustainability when it is needed, not by avoiding paying the cost upfront. Allowing developers to strip the land & take the trees endangers our ability to do so. Avoiding our final decision on the electric grid endagers our access to power. There are other examples as well: water tower,safely developed roads. . .
We need to remove invasive plant species from public areas & focus on planting more that support pollinators. How can we get our river cleaned up.
We need to access more recent technologies and sustainable resources to take our city forward.
maintaining infrastructure and repairs when necessary but also expand where possible
Bus! and not only for the UM students elimatte the "free"bus driver training where participants get certified the go elsewhere. No data centers - water and noise pollution, electricity increases
more sidewalks and fix neighborhood sidewalks! pedestrian crossing!
Use soft persuasive to make nergy conservation (or waste) visible. For instance, on utility hills residents should be able to see whether their usafe is above or below the median, and by how much.
yes
1. Incentativize home owners and business to use native preannials in their landscaping 2 Dark Sky Int'l - reduce light pollution and protect the nigh sky and bird life 3 Rooftop gardens, solar energy, more green spaces 4 incentativize bikes as transportation 5 Ban single use plastic
Having the drop-off mulch site is great. We really appreciate being able to dispose of yard waste at no cost.
Understanding what infrastructure projects are upcoming ->map of projects -> what might affect traffic or accers to facilitate and when?

For energy efficiency programs, to reach more students, use instagram adds and other popular socials.
Must be a priority, especially renewable energy.
Reduce carbon footprint thru growing renewable energy sources.
More wheelchair access- Para transit for all city participation meeting, board meetings, any weekend and nights.
New Buildings
accessible public transportation that reaches some area in housing complex to strategic locations.
Keep it Up!
-Sustainable energy -Public Transit - Bikable City
decrease Columbia's carbon footprint. work on increasing any projects that would accomplish this. I plan to sign up for solar power.
Approachable and Knowledgable Would find Someone
please keep investing in renewable energy resources
Our parks are amazing!
I think sustainability while remaining affordable is my priority.
pickup and recycle/compost yard waste. 100% renewable energy by 2035. maintain or increase our incentives for homeowners to use solar or other renewable. regulate building codes to make sure they are efficient.
I like that Columbia is thriving to trying to find ways to keep up with increasing energy demands. City rebates are great! We got one for our new, energy efficient HVAC system last year.
I think the option of thing that were suggested were good.
Renewable energy Airport facilities
road repairs and transportation systems. water, sewer, and stormwater systems. renewable energy and sustainability. parks and green infrastructure.
Lots of informatiopn. Like the idea of the push for natural environment.
Exposed natural gas pipeline running across south side of creek in Primrose Dr- Ward 2. Safety concern - potential for gas explosion. City building code should incentivize rooftop solar.
Easier way to get solar on every building. Weather its policy or law. we need to reduce reliance on coal/oil.
Enhance our city's ability to maintain the power generating facilities. we need now (and in the future) plan other utilities like sewers. also, brightspeed needs city oversight. They cause problems throughout the city.
No more parking lots



## Appendix: Other




Bus Concerns - the majority of routes and new buses are going to the University of Missouri with 10-20 minute service while the city has 90 minute service. 2) There is a need for all city residents to have transportation to jobs, medical appointments, education, as well as shopping. 3) Not all Columbia College and Stephens College does not pay, as MU does. Many employers could pay as a perk for attracting employees. 4) City rideship done at low population times. 5) Reliability is improving for city routes. Tracker turned off if bus very late. Usually one route lost a day due to lateness. One late bus make all others late. 6) City routes not adequate for work. 7) Dogs on bus. Dogs have a fight or flight mentality. There are untrained dogs on the bus and even protection dogs. Do they have a license? Have they had their shots? 8) The bus is used for the homeless as a warming and cooling center. Some pee because they do not want to get off. 9) Bus times do not allow attendance at city meeting, or participation in evening events, farmers market on Saturday or attendance at Boone Historical Center. 10) Buses allow those who do not own cars to get places. It offers an alternative if a car breaks down, if they have to get their eyes dilated, if they are elderly, if there will be a problem parking. 11) The bus director said the Chamber of Commerce pays the bus company for shuttles on MU game days before and after. The Chamber of Commerce told me they do not. 12) The bus company pays for people to be certified to drive a bus without requiring a promise to work, they they leave and work elsewhere. 13) The bus company needs to improve skills with the public, especially management. Drivers need help loading and unloading wheelchairs in order to leave on time.


There was a lot of info overload. I am not sure what I learned or thought of each section I will have to guess

1) Water and electric meters need inspection. Some landlords skirt meters by one bill to them and then a third party allots so that landlord does not pay utility with a \$60 cost to renters a year. This is wrong! 2) More civic discussion needed with data centers. What are they being used for - collecting citizen data, sports betting, organized crime? They pollute water, are loud to those who live nearby, employ few people, use tremendous amount of electricity and take tax. What is the civic benefit? 3) The Northwest corner of Providence Road and Nifong Boulevard floods after a rain and is impassable for pedestrians in a highly populated area. It stays flooded for about 4 days and then there is mud. This occurred after widening of Nifong Boulevard. Numerous contacts to the City and Public Works have produced no results.

1. Need thorough rental inspection before license renewal. 2. Some landlords are not following city housing codes in respect to fire safety, repair, molds, plumbing, electricity, heat, and cooling. Told by Neighborhoods that requiring landlords to do repairs is socials. When a change of weather hit and there was no heat, the landlord said wait 4 days and the weather will change, when the old furnace needed replacing. Plumbing and heat are not a wait two-weeks problems.



 573.874.CITY (2489)  
TTY (MoRelay) 711

 City of Columbia,  
Mo. Government

 @CoMoGov

 beheard