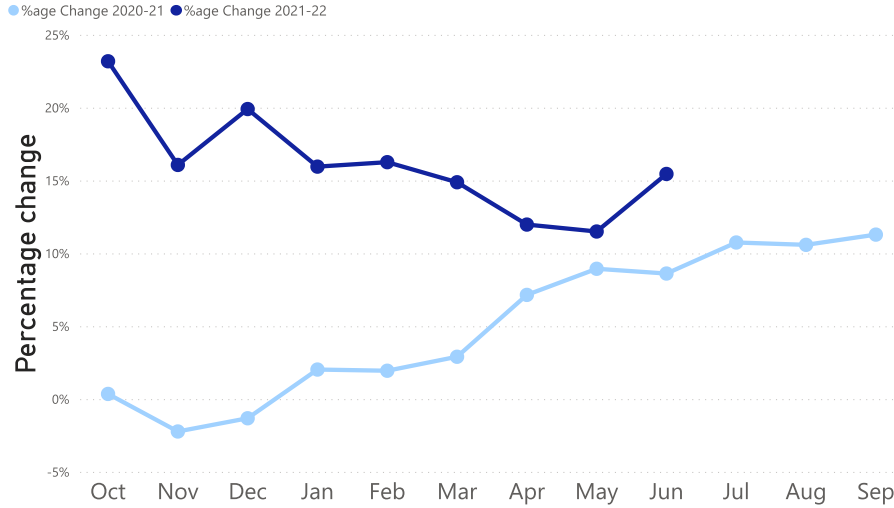
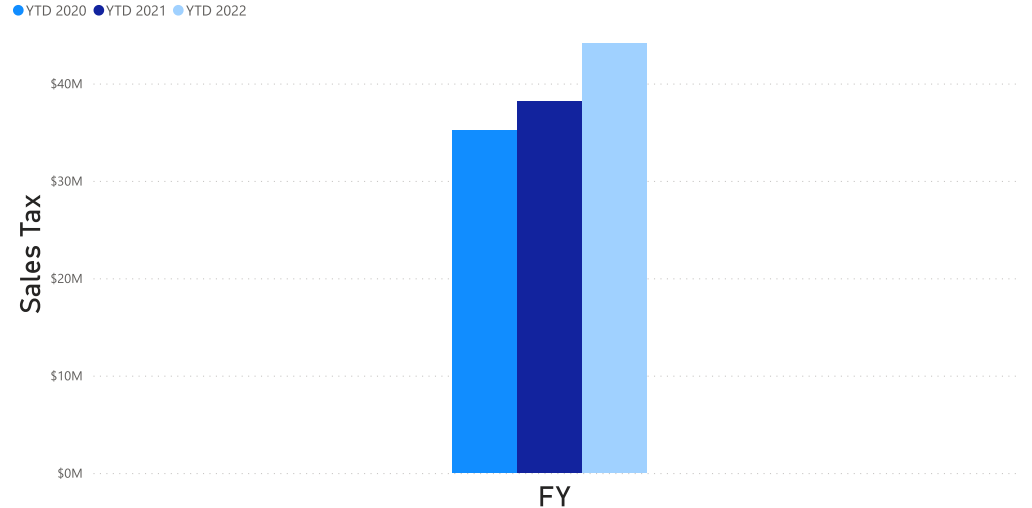


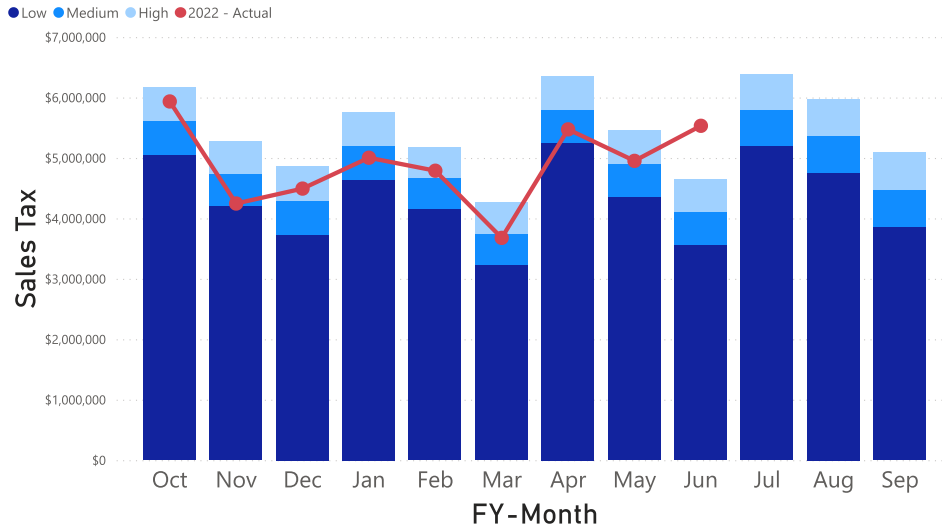
Total Sales Tax: YTD percentage change



Total Sales Tax: YTD Comparison



Total Sales Tax: 2022 - Actual and 2022 - Projected



Total Sales Tax Receipts

Month Received	Actual Month	2018	2019	2020	2021	2022
Dec	Oct	\$5,835,108	\$4,342,154	\$4,800,922	\$4,817,883	\$5,935,072
Jan	Nov	\$3,625,570	\$4,349,134	\$4,170,401	\$3,953,868	\$4,246,507
Feb	Dec	\$3,321,071	\$3,299,979	\$3,430,469	\$3,466,749	\$4,493,516
Mar	Jan	\$4,998,382	\$4,659,458	\$4,232,422	\$4,732,856	\$5,004,170
April	Feb	\$3,879,062	\$3,835,051	\$4,010,211	\$4,074,684	\$4,789,257
May	Mar	\$2,985,524	\$2,728,795	\$3,164,239	\$3,454,214	\$3,678,291
Jun	Apr	\$4,306,423	\$4,573,433	\$4,211,422	\$5,523,591	\$5,473,553
Jul	May	\$4,808,824	\$4,269,177	\$3,733,413	\$4,569,758	\$4,952,371
Aug	Jun	\$3,119,924	\$2,943,148	\$3,417,713	\$3,608,356	\$5,532,537
Sep	Jul	\$4,735,368	\$4,990,859	\$4,708,803	\$5,964,550	
Oct	Aug	\$3,696,477	\$3,938,244	\$4,223,906	\$4,606,754	
Nov	Sep	\$3,163,552	\$3,361,733	\$3,193,156	\$3,863,415	
Total		\$48,475,285	\$47,291,165	\$47,297,077	\$52,636,678	\$44,105,274

* The sales tax figures may or may not represent the reduction for Tax Increment Financing Economic Activity Tax due to timing of the report