

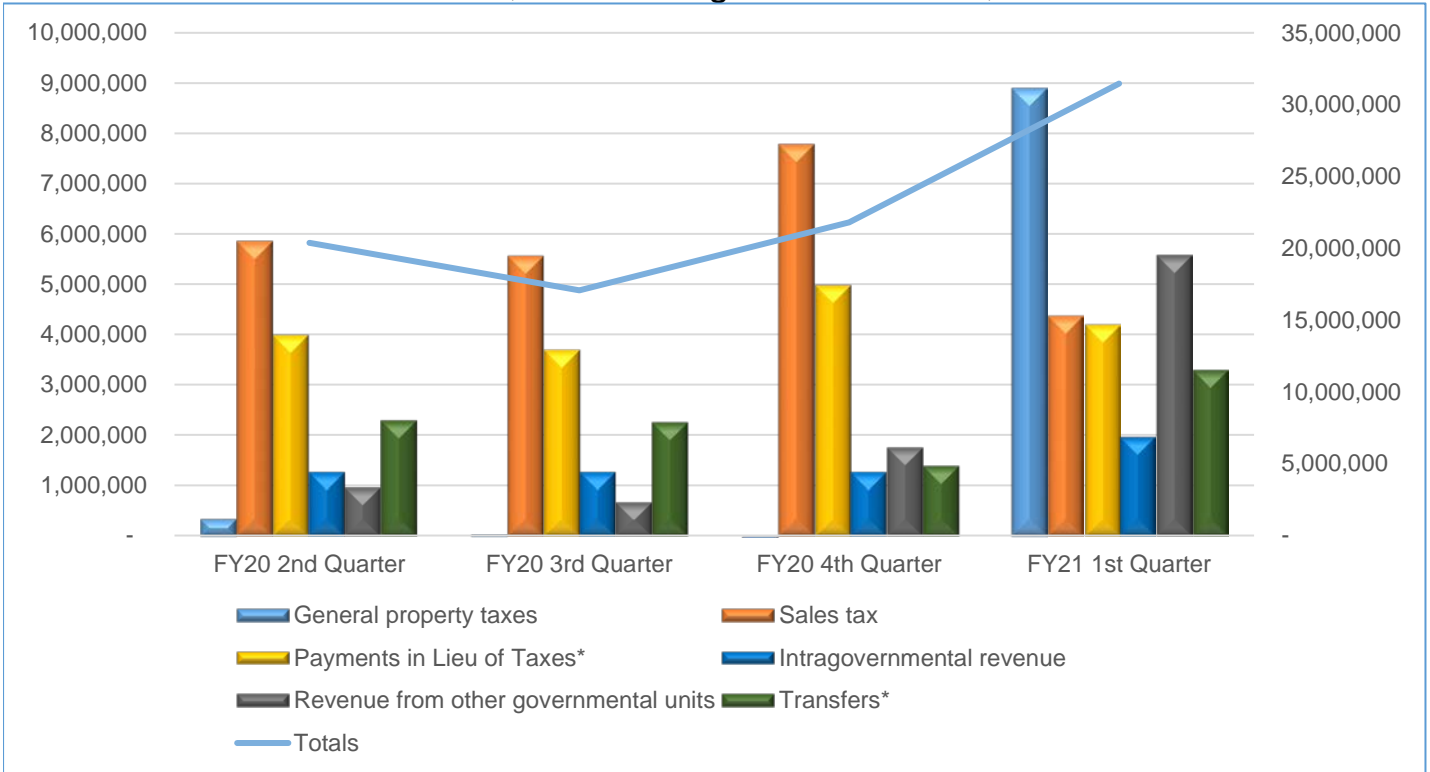


General Fund

Quarterly Revenue Report

1st Quarter Fiscal Year 2021

October 1, 2020 through December 31, 2020



Revenue Categories	FY20 2nd Quarter	FY20 3rd Quarter	FY20 4th Quarter	FY21 1st Quarter
General property taxes	345,997	40,826	(215,918)	8,910,399
Sales tax	5,856,404	5,559,150	7,770,881	4,376,069
Other local taxes	4,113,594	2,251,146	2,652,882	1,342,191
Payments in Lieu of Taxes*	3,994,085	3,702,499	4,974,201	4,196,176
Licenses and permits	45,615	236,306	676,350	86,075
Fines	227,392	95,490	171,958	167,396
Fees and service charges	524,201	541,713	693,229	1,196,775
Intragovernmental revenue	1,268,773	1,268,773	1,268,773	1,966,592
Revenue from other governmental units	984,416	686,264	1,789,122	5,589,801
Investment revenue*	515,140	86,383	52,769	52,769
Miscellaneous	205,570	346,368	568,501	289,854
Transfers*	2,293,957	2,255,416	1,399,801	3,290,959
Totals	20,375,144	17,070,334	21,802,550	31,465,055

*Amounts estimated for FY21

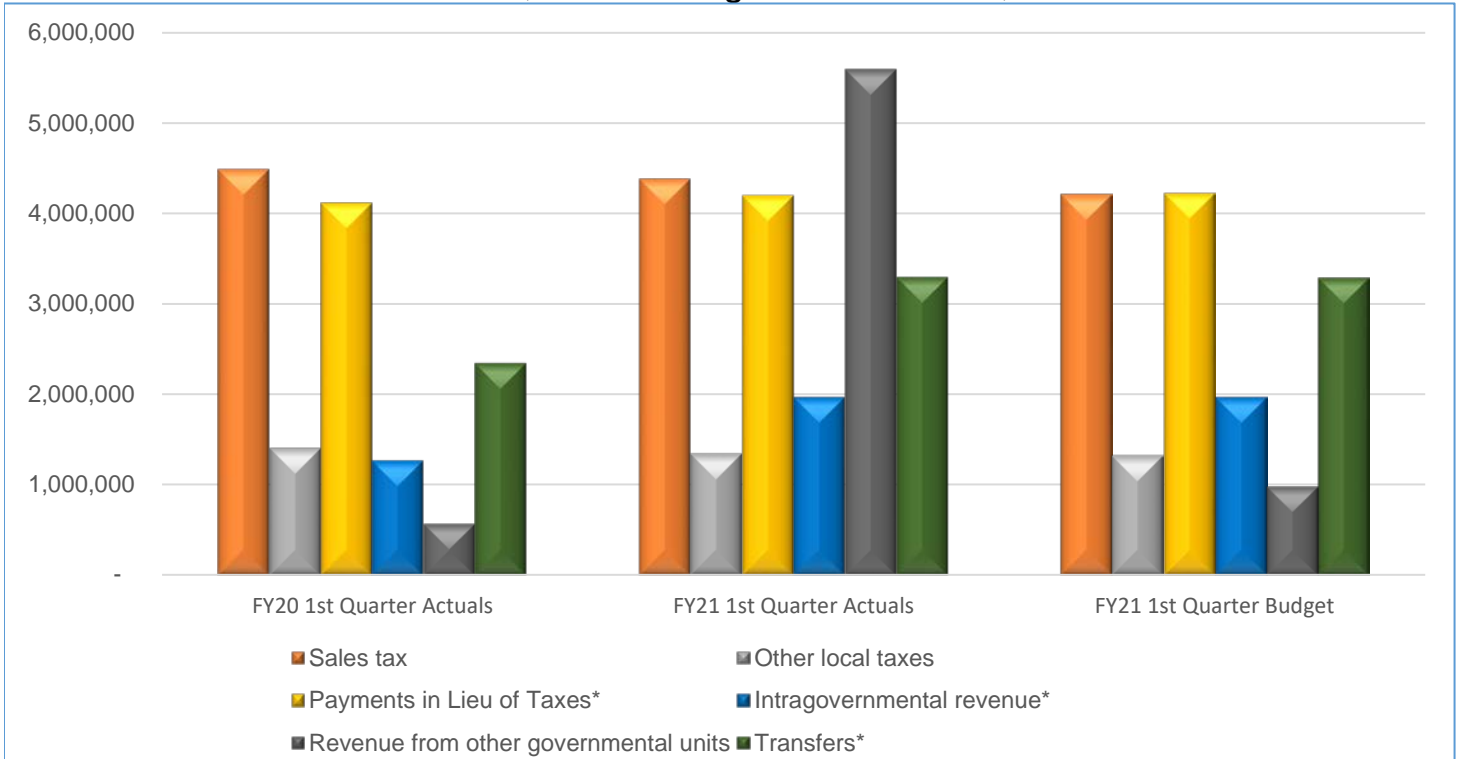


General Fund

Revenue Comparison Report

1st Quarter Fiscal Year 2021

October 1, 2020 through December 31, 2020



Revenue Categories	FY20 1st Quarter Actuals	FY21 1st Quarter Actuals	FY21 1st Quarter Budget	FY20-FY21 Difference	FY21 Budget to Actual
General property taxes	8,777,025	8,910,399	8,946,237	133,374	(35,838)
Sales tax	4,481,947	4,376,069	4,207,767	(105,878)	168,303
Other local taxes	1,401,229	1,342,191	1,321,029	(59,037)	21,163
Payments in Lieu of Taxes*	4,113,917	4,196,176	4,219,684	82,259	(23,508)
Licenses and permits	43,794	86,075	54,790	42,280	31,285
Fines	307,865	167,396	422,125	(140,470)	(254,730)
Fees and service charges	625,386	1,196,775	1,081,882	571,389	114,894
Intragovernmental revenue*	1,268,773	1,966,592	1,966,592	697,819	(0)
Revenue from other governmental units	577,775	5,589,801	997,152	5,012,026	4,592,649
Investment revenue	222,974	52,769	294,040	(170,206)	(241,272)
Miscellaneous	530,782	289,854	201,351	(240,928)	88,503
Transfers*	2,342,937	3,290,959	3,286,446	948,022	4,513
Totals	24,694,405	31,465,055	26,999,094	6,770,651	4,465,961

*Amounts estimated for FY21

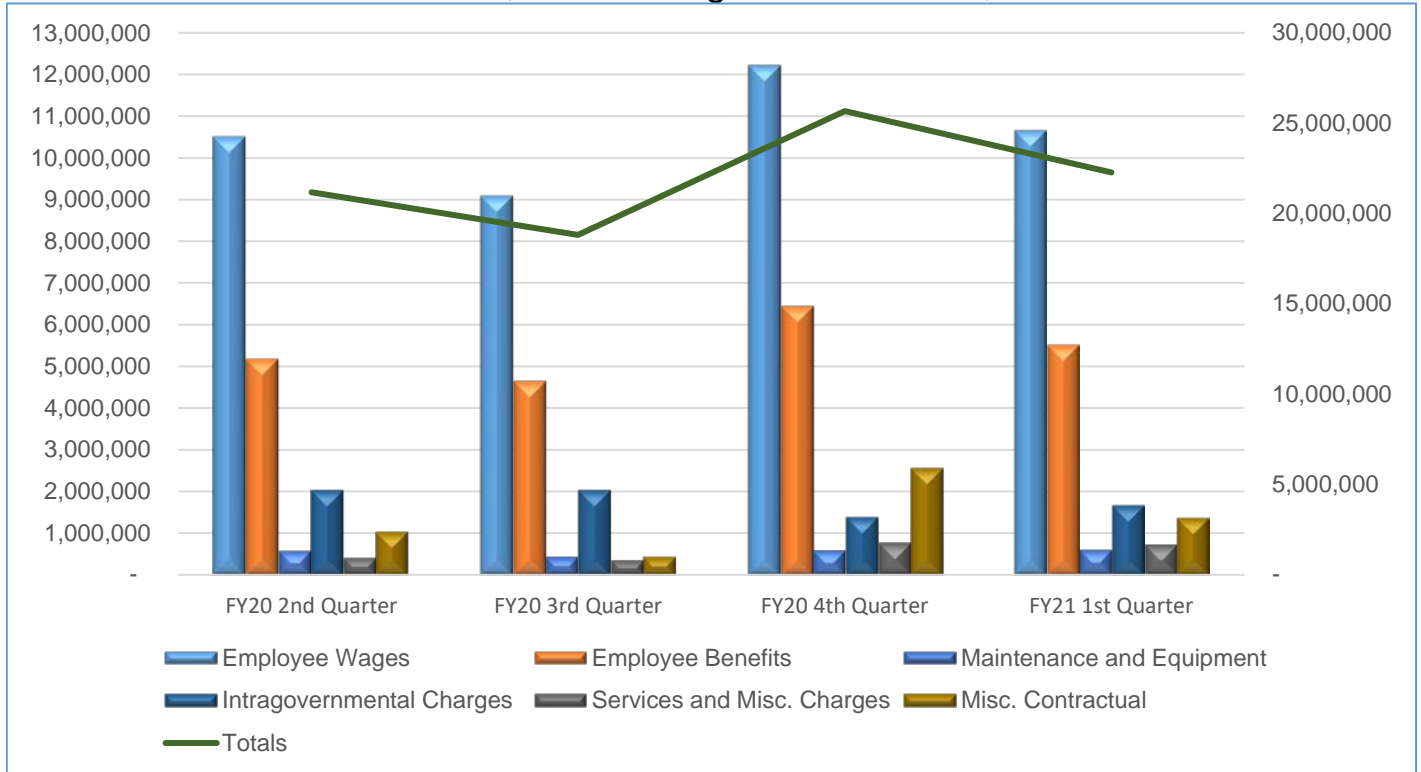


General Fund

Quarterly Expense Report

1st Quarter Fiscal Year 2021

October 1, 2020 through December 31, 2020



Expense Categories	FY20 2nd Quarter	FY20 3rd Quarter	FY20 4th Quarter	FY21 1st Quarter
Employee Wages	10,509,668	9,087,221	12,219,389	10,654,619
Employee Benefits	5,173,329	4,647,672	6,446,536	5,510,608
Construction Materials	194,225	700,376	264,301	242,798
Operating Supplies	305,035	174,242	417,375	309,512
Maintenance and Equipment	563,542	425,064	578,385	590,457
Training and Travel	69,668	11,589	57,664	46,366
Intragovernmental Charges	2,012,854	2,011,276	1,376,181	1,656,854
Utilities	341,313	313,407	384,296	386,136
Services and Misc. Charges	402,455	352,006	755,017	708,209
Misc. Contractual	1,044,273	447,410	2,566,984	1,373,468
Transfers Out	470,072	470,072	470,072	543,126
Capital Outlay	95,587	173,530	131,206	254,248
Totals	21,182,022	18,813,865	25,667,405	22,276,401



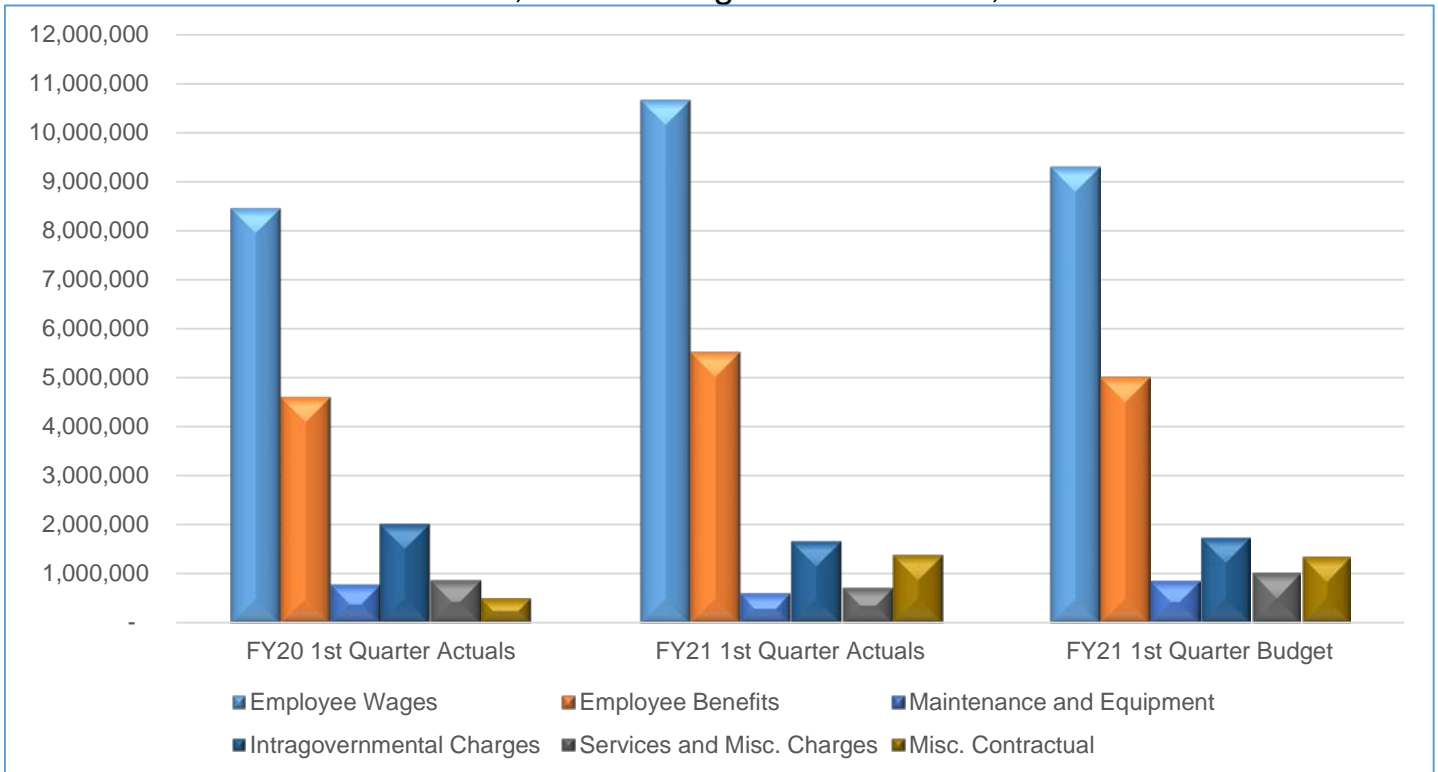
City of Columbia

General Fund

Expense Comparison Report

1st Quarter Fiscal Year 2021

October 1, 2020 through December 31, 2020



Expense Categories	FY20 1st Quarter Actuals	FY21 1st Quarter Actuals	FY21 1st Quarter Budget	FY20-FY21 Difference	FY21 Budget to Actual
Employee Wages	8,451,332	10,654,619	9,295,424	2,203,287	1,359,195
Employee Benefits	4,594,534	5,510,608	5,000,626	916,074	509,982
Construction Materials	455,737	242,798	546,032	(212,940)	(303,234)
Operating Supplies	371,558	309,512	498,445	(62,046)	(188,933)
Maintenance and Equipment	770,844	590,457	840,804	(180,388)	(250,348)
Training and Travel	124,677	46,366	197,816	(78,311)	(151,450)
Intragovernmental Charges	2,011,626	1,656,854	1,730,126	(354,772)	(73,272)
Utilities	325,691	386,136	382,945	60,445	3,191
Services and Misc. Charges	860,283	708,209	1,003,899	(152,074)	(295,691)
Misc. Contractual	507,998	1,373,468	1,338,406	865,470	35,061
Transfers Out	487,811	543,126	487,561	55,315	55,565
Capital Outlay	63,588	254,248	443,295	190,660	(189,047)
Totals	19,025,679	22,276,401	21,765,380	3,250,722	511,021