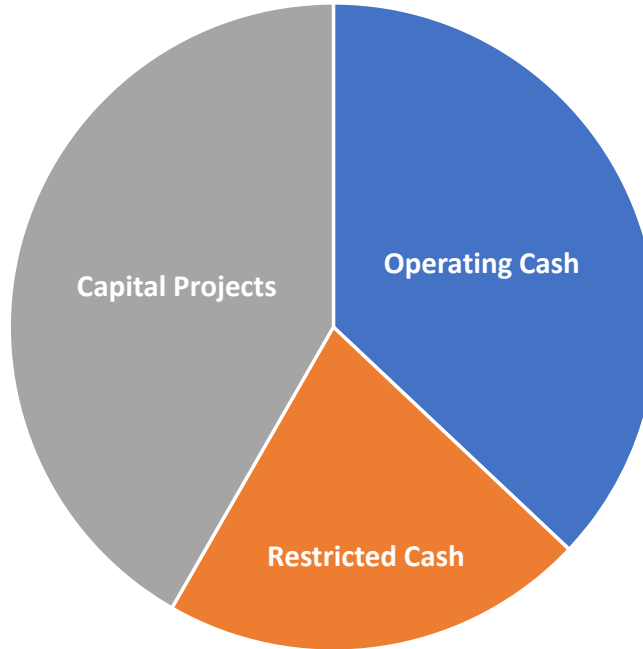
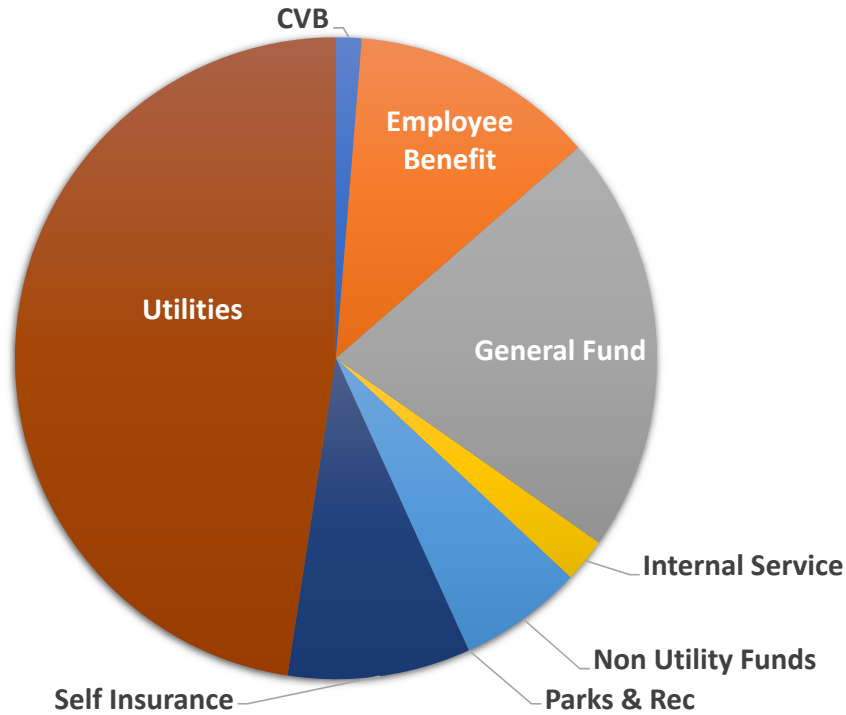


Total Cash Balance



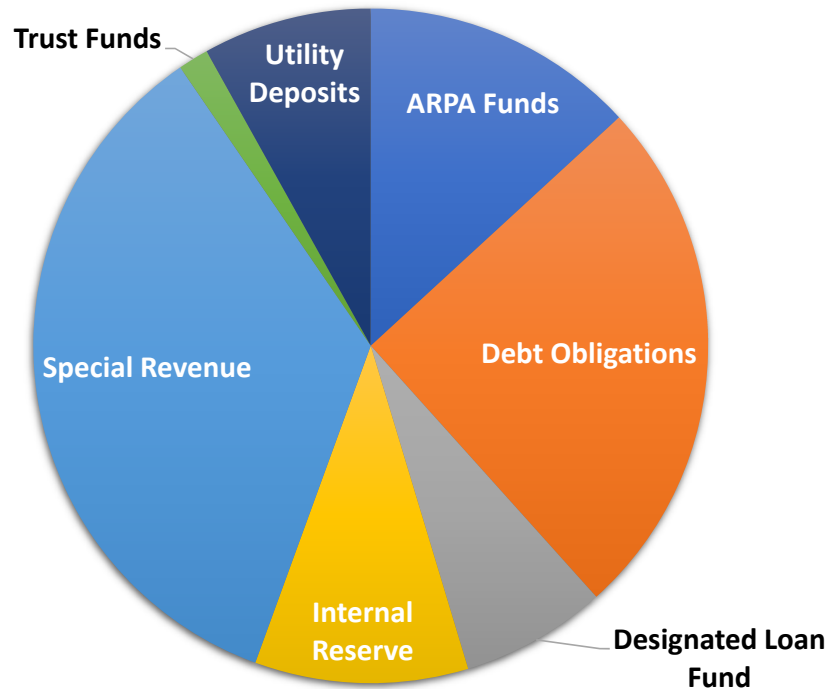
Cash Balances	12/31/2024	9/30/2025	12/31/2025	YTD Change	QTD Change
Operating Cash	179,906,959	241,592,360	191,321,158	6%	-21%
Restricted Cash	107,946,349	103,275,557	109,885,872	2%	6%
Capital Projects	223,560,927	209,248,340	215,395,279	-4%	3%
Total	511,414,236	554,116,258	516,602,309	1%	-7%

Operating Cash



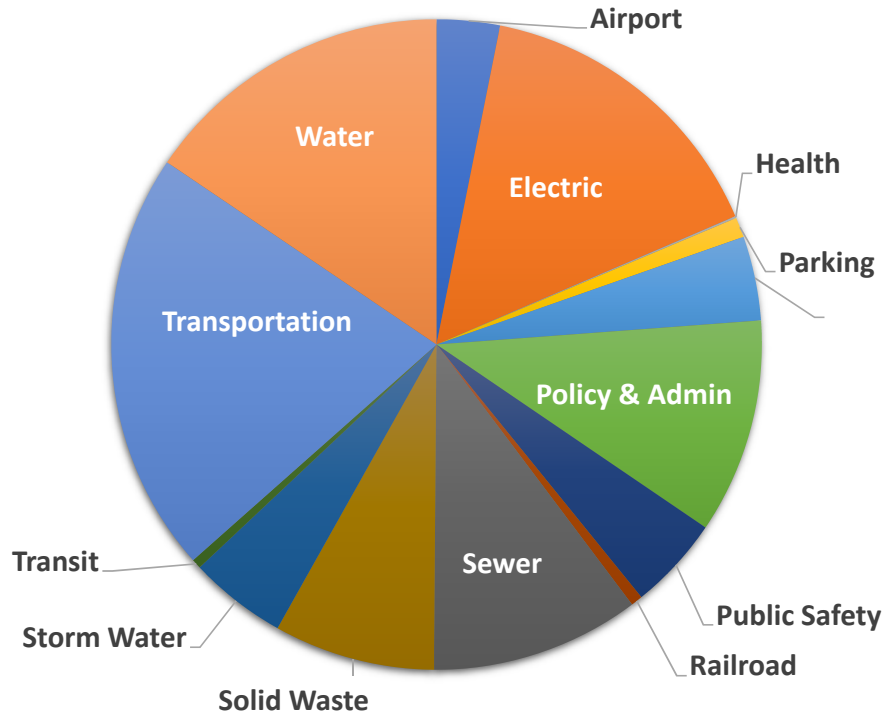
Funds	12/31/2024	9/30/2025	12/31/2025	YTD Change	QTD Change
CVB	2,170,547	2,302,356	2,462,398	13%	7%
Employee Benefit	18,573,900	23,874,716	23,585,676	27%	-1%
General Fund	34,024,921	50,694,967	40,417,246	19%	-20%
Internal Service	1,202,667	5,887,025	4,254,406	254%	-28%
Non Utility Funds	7,797,912	12,356,449	11,940,977	53%	-3%
Parks & Rec	2,021,451	487,173	0	-100%	-100%
Self Insurance	18,693,616	21,103,408	17,610,466	-6%	-17%
Utilities	95,421,945	124,886,267	91,049,990	-5%	-27%
Total	179,906,959	241,592,360	191,321,158	6%	-21%

Restricted Cash



Restrictions	12/31/2024	9/30/2025	12/31/2025	YTD Change	QTD Change
ARPA Funds	21,859,624	15,402,182	14,464,711	-34%	-6%
Debt Obligations	29,681,241	24,210,390	27,674,341	-7%	14%
Designated Loan Fund	5,790,928	7,482,828	7,676,305	33%	3%
Internal Reserve	8,836,930	10,428,679	11,241,693	27%	8%
Special Revenue	31,998,318	35,991,042	38,333,186	20%	7%
Trust Funds	1,843,513	1,036,870	1,602,963	-13%	55%
Utility Deposits	7,935,796	8,723,567	8,892,673	12%	2%
Total	107,946,349	103,275,557	109,885,872	2%	6%

Capital Projects



Project Accounts	12/31/2024	9/30/2025	12/31/2025	YTD Change	QTD Change
Airport	9,946,175	7,325,655	6,760,504	-32%	-8%
Electric	40,038,977	34,063,977	33,190,019	-17%	-3%
Health	207,651	207,651	207,651	0%	0%
Parking	1,799,894	1,457,537	2,126,372	18%	46%
Parks & Rec	15,842,608	11,517,884	9,024,369	-43%	-22%
Policy & Admin	19,008,648	23,422,536	23,032,421	21%	-2%
Public Safety	4,497,156	10,308,618	10,008,711	123%	-3%
Railroad	263,374	1,129,527	1,242,421	372%	10%
Sewer	24,609,533	18,083,279	22,372,707	-9%	24%
Solid Waste	12,510,315	14,380,450	17,250,397	38%	20%
Storm Water	8,656,867	7,819,613	10,447,293	21%	34%
Transit	3,203,101	945,912	1,037,765	-68%	10%
Transportation	30,406,614	42,672,044	45,224,021	49%	6%
Water	52,570,013	35,913,656	33,470,628	-36%	-7%
Total	223,560,927	209,248,340	215,395,279	-4%	3%