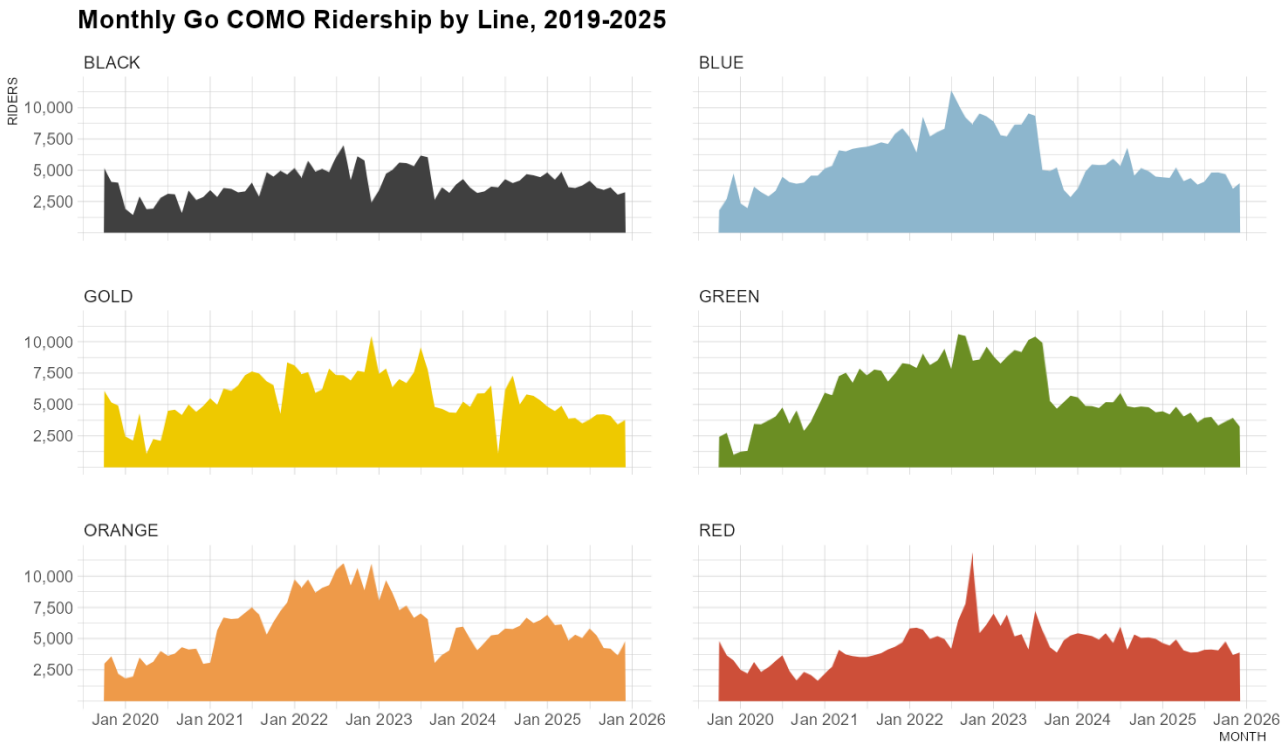

Go COMO Ridership by Line

2019-2025

line	JAN	FEB	MAR	APR	MAY	JUN	JUL	AUG	SEP	OCT	NOV	DEC	JAN	FEB	MAR	APR	MAY	JUN	JUL	AUG	SEP	OCT	NOV
2019-20																							
BLACK	-	-	-	-	-	-	-	-	-	5160	4079	4020	1947	1441	2886	1920	1963	2782	3109	3065	1609	3374	2613
RED	-	-	-	-	-	-	-	-	-	4805	3672	3265	2490	2215	3132	2327	2708	3225	3679	2413	1691	2329	2093
GOLD	-	-	-	-	-	-	-	-	-	6095	5165	4915	2454	2117	4264	1044	2247	2096	4480	4573	4139	4997	4394
ORANGE	-	-	-	-	-	-	-	-	-	2996	3598	2195	1846	1982	3495	2841	3151	4033	3634	3824	4344	4155	4223
BLUE	-	-	-	-	-	-	-	-	-	1820	2704	4764	2359	2001	3689	3243	2896	3358	4494	4065	3931	4024	4595
GREEN	-	-	-	-	-	-	-	-	-	2423	2748	983	1207	1276	3453	3426	3719	4021	4757	3479	4504	2917	3639
2021-22																							
BLACK	3406	2844	3587	3514	3221	3307	4027	2879	4859	4514	4972	4676	5175	4377	5733	4899	5115	4865	6010	7005	4233	6103	5761
RED	2194	2741	4131	3746	3617	3542	3545	3694	3858	4161	4379	4711	5806	5867	5704	4967	5183	4958	4218	6465	7779	11882	5418
GOLD	5505	4970	6273	6103	6512	7328	7630	7466	6819	6530	4230	8373	8123	7405	7583	5948	6204	7863	7339	7320	6892	7683	7585
ORANGE	3076	5658	6699	6578	6626	7090	7500	6953	5301	6340	7230	7870	9749	9035	9738	8661	9054	9276	10451	10997	9253	10614	8858
BLUE	5134	5337	6593	6505	6715	6817	6887	7044	7247	7113	7901	8322	7646	6408	9262	7705	8044	8289	11339	10300	9211	8625	9533
GREEN	5960	5756	7245	7529	6708	7863	7311	7786	7694	6806	7467	8308	8222	7914	9059	8155	8519	9420	7831	10611	10460	8496	8610
2023-24																							
BLACK	3396	4750	5032	5590	5548	5315	6166	6028	2620	3636	3178	3868	4310	3612	3173	3305	3691	3635	4301	3985	4194	4712	4621
RED	7017	6012	6934	5161	5337	4160	7237	5652	4336	3907	4867	5229	5413	5293	5184	4917	5414	4661	5937	4134	5307	5049	5082
GOLD	7432	7868	6373	7004	6684	7570	9535	7777	4800	4640	4350	4322	5233	4809	5897	5917	6495	1050	6164	7285	4998	5826	5704
ORANGE	8010	9678	8654	7291	7638	6672	7036	6561	3054	3711	4084	5859	5955	4971	4099	4680	5242	5314	5795	5758	6026	6690	6248
BLUE	8872	7801	7716	8616	8635	9537	9341	5023	4953	5208	3422	2835	3545	4908	5438	5399	5428	5901	5322	6797	4599	5167	4935
GREEN	8856	8279	8815	9327	9177	10135	10413	9908	5286	4657	5195	5720	5582	4888	4866	4713	5192	5178	5938	4860	4754	4835	4777
2025																							
BLACK	4843	4260	4896	3649	3580	3784	4171	3592	3424	3634	3037	3232	-	-	-	-	-	-	-	-	-	-	-
RED	4657	4473	4923	4084	3904	3937	4129	4156	4089	4777	3708	3911	-	-	-	-	-	-	-	-	-	-	-
GOLD	4840	4455	4894	3852	3902	3496	3785	4175	4199	4068	3417	3753	-	-	-	-	-	-	-	-	-	-	-
ORANGE	6918	6081	6141	4854	5294	5035	5801	5220	4274	4224	3676	4786	-	-	-	-	-	-	-	-	-	-	-
BLUE	4457	4408	5210	4140	4390	3855	4096	4831	4842	4708	3517	3975	-	-	-	-	-	-	-	-	-	-	-
GREEN	4442	4189	4816	4020	4335	3576	3920	3985	3337	3635	3912	3258	-	-	-	-	-	-	-	-	-	-	-

Monthly Tiger Line Ridership by Route, Academic Years 2019-2025

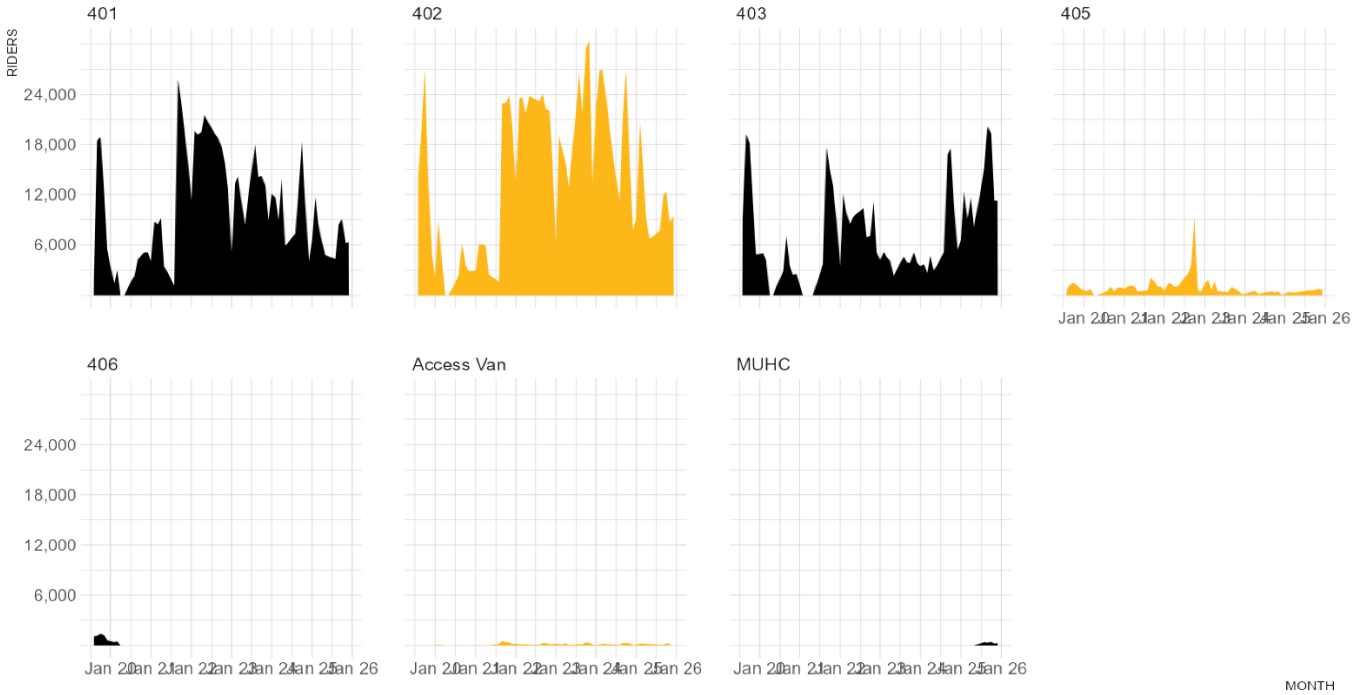

Tiger Line Ridership by Route

2019-2025

lin	AUG	SEP	OCT	NOV	DEC	JAN	FEB	MAR	APR	MAY	AUG	SEP	OCT	NOV	DEC	JAN	FEB	MAR	APR	MAY
2019-21																				
401	2351	18459	18901	12204	5480	-	1379	2995	0	0	2273	4258	4628	5076	5076	4064	8737	8431	9169	3453
402	14503	20608	27039	13546	4803	2214	8864	3952	0	0	2284	6129	3593	2884	2884	2932	6007	6079	5865	2507
403	8926	19247	18122	11186	4819	-	4972	4224	0	0	2883	7053	3691	2439	2536	-	0	-	-	0
405	669	1301	1450	1179	731	-	481	694	0	0	498	956	410	883	883	725	994	1140	1038	452
406	1056	1127	1341	1182	615		406	492	0	0										
MUHC	0	0	0	0	0	0	0	0	0	0	0	0	0	0	0	0	0	0	0	0
ACCESS VAN	12	4	3	7	24	36	76	42	0	0	22	31	35	3	3	27	42	22	24	18
TOTAL	27517	60746	66856	39304	16472	-	16178	12399	0	0	7960	18427	12357	11285	11382	7748	15780	15672	16096	6430
2021-23																				
401	1095	25722	23000	19838	15960	11306	19658	19185	19539	21493	19314	18812	17690	15839	12637	5139	13358	14166	11183	8355
402	1595	22910	22976	23868	20414	13459	23484	23722	21694	23863	23181	24135	22304	22010	15481	6093	19080	17458	15672	12777
403	3762	17670	14950	13007	9011	3455	12099	9848	8474	9322	10407	6931	7097	11235	5085	4213	5137	4546	4152	2315
405	570	2052	1642	971	994	518	1382	1364	994	1049	2572	3677	9361	510	478	1261	1835	609	1609	480
406	-	-	-	-	-	-	-	-	-	-	-	-	-	-	-	-	-	-	-	-
MUHC	0	0	0	0	0	0	0	0	0	0	0	0	0	0	0	0	0	0	0	0
ACCESS VAN	180	532	393	366	160	215	132	134	139	111	78	287	306	131	-	200	-	140	256	81
TOTAL	7202	68886	62961	58050	46539	28953	56755	54253	50840	55838	55552	53842	56758	49725	33681	16906	39410	36919	32872	24008
2023-25																				
401	17991	14099	14256	13050	8873	12090	11644	8945	13844	5892	7355	13278	18337	10698	4020	6693	11676	8611	6371	4756
402	26434	21825	29560	30395	13241	22665	26841	26916	23791	19997	11206	21344	26923	15502	7806	9042	20669	15375	9130	6776
403	4570	3922	3876	5059	3877	3496	3716	2649	4692	2979	5062	16841	17511	10836	5424	6597	12367	9101	11653	8077
405	355	937	709	575	152	179	292	-	532	165	381	450	348	413	95	145	405	353	308	381
406	-	-	-	-	-	-	-	-	-	-	-	-	-	-	-	-	-	-	-	-
MUHC	0	0	0	0	0	0	0	0	0	0	0	0	0	0	0	0	0	0	0	0
ACCESS VAN	143	133	392	326	124	28	112	195	-	-	68	310	287	231	69	73	237	-	-	-
TOTAL	49493	40916	48793	49405	26267	38458	42605	38705	42859	29033	24072	52223	63406	37680	17414	22550	45354	33440	27462	19990
2025-26																				
401	4323	8379	9043	6218	6320	-	-	-	-	-	-	-	-	-	-	-	-	-	-	-
402	7698	11965	12328	8668	9445	-	-	-	-	-	-	-	-	-	-	-	-	-	-	-
403	15147	20202	19316	11309	11311	-	-	-	-	-	-	-	-	-	-	-	-	-	-	-
405	547	578	602	739	654	-	-	-	-	-	-	-	-	-	-	-	-	-	-	-
406	-	-	-	-	-	-	-	-	-	-	-	-	-	-	-	-	-	-	-	-
MUHC	408	349	430	229	287	-	-	-	-	-	-	-	-	-	-	-	-	-	-	-
ACCESS VAN	-	65	276	207	-	-	-	-	-	-	-	-	-	-	-	-	-	-	-	-
TOTAL	28123	41538	41995	27370	28017	-	-	-	-	-	-	-	-	-	-	-	-	-	-	-

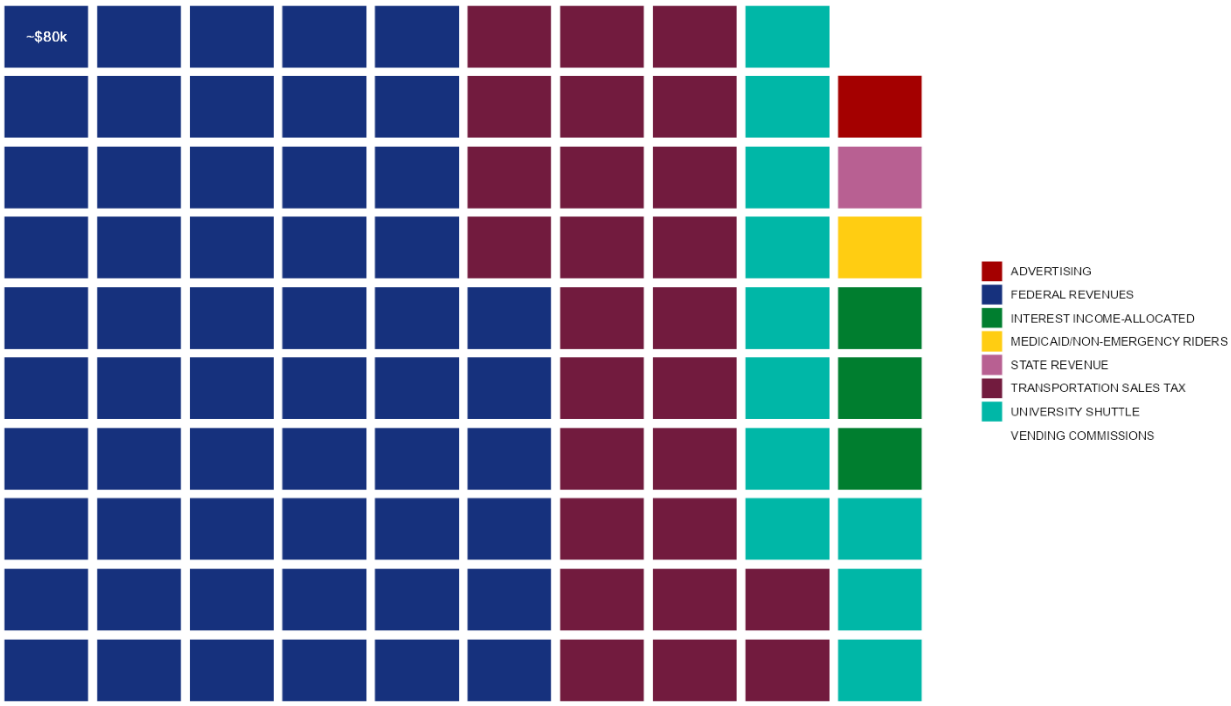

Funding Sources - Actuals (FY 2025)

Category	Funding	Percent
UNIVERSITY SHUTTLE	$913,208	11.3%
STATE REVENUE	$81,861	1.0%
ADVERTISING	$76,325	0.9%
FEDERAL REVENUES	$4,632,035	57.2%
INTEREST INCOME-ALLOCATED	$214,243	2.6%
TRANSPORTATION SALES TAX	$2,067,126	25.5%
MEDICAID/NON-EMERGENCY RIDERS	$111,838	1.4%
VENDING COMMISSIONS	$0	0.0%