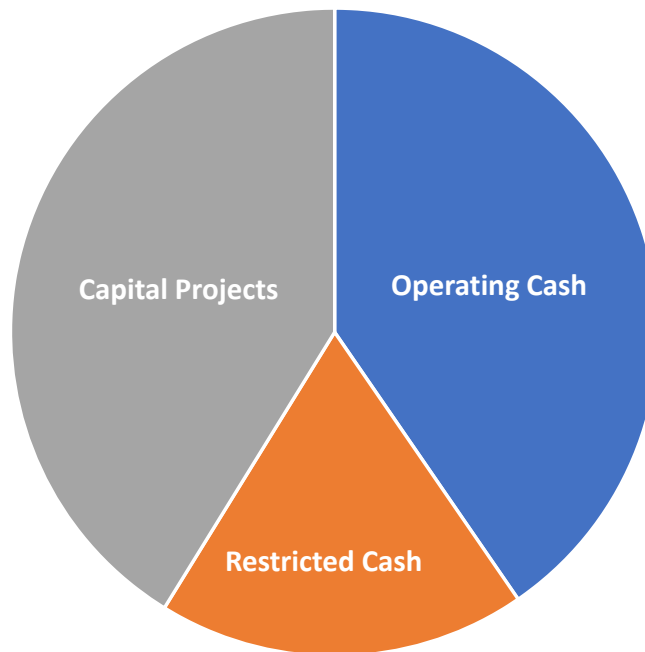
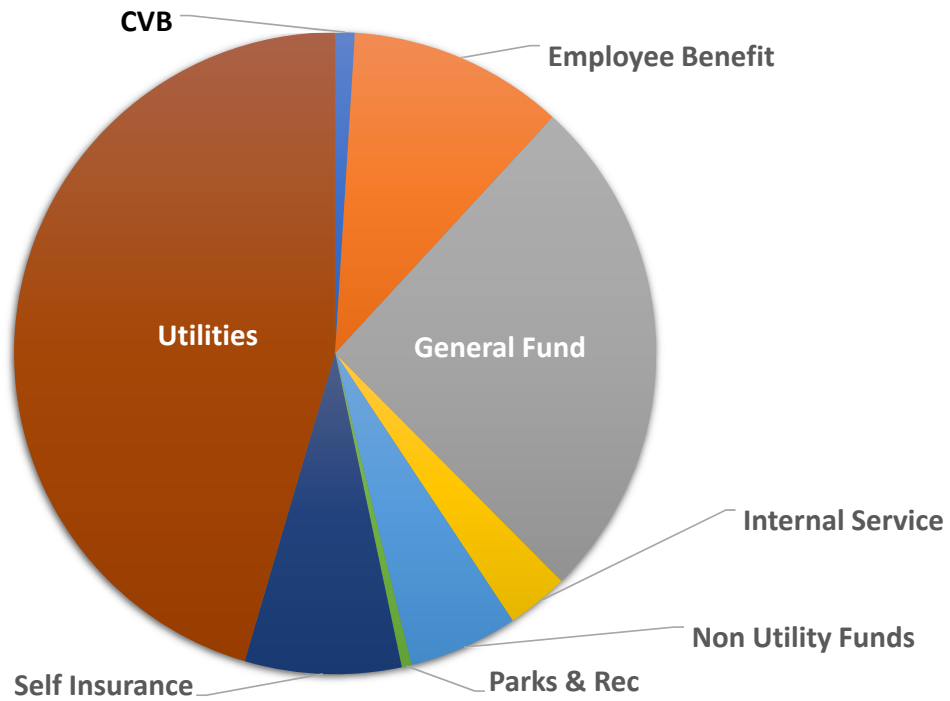


Total Cash Balance



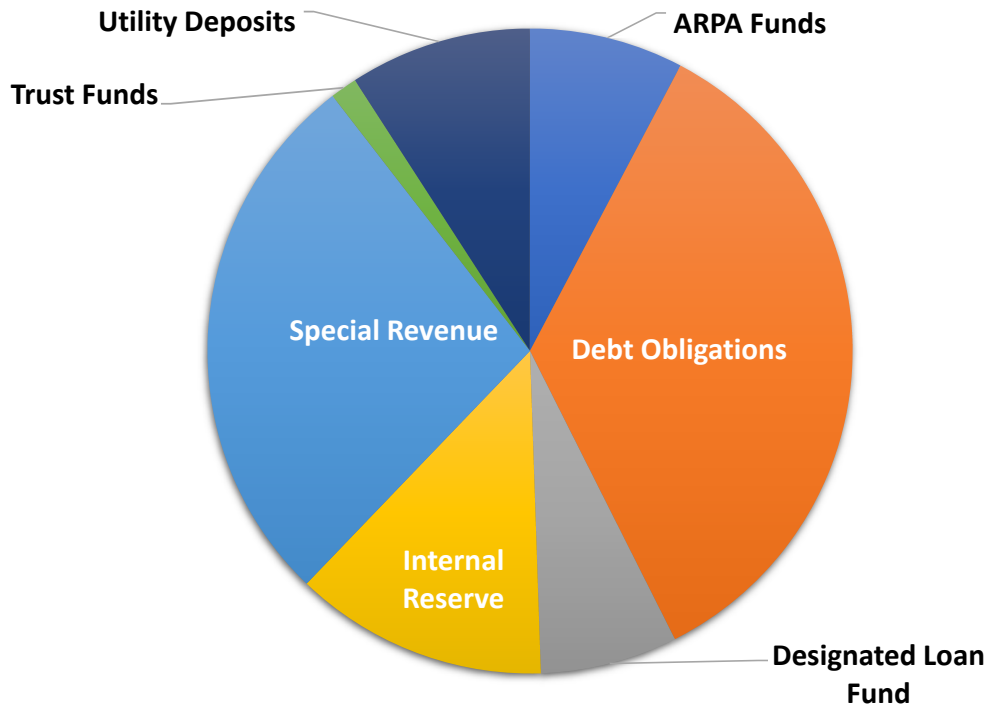
Cash Balances	3/31/2025	12/31/2025	3/31/2026	YTD Change	QTD Change
Operating Cash	197,940,007	196,087,513	215,610,626	9%	10%
Restricted Cash	118,910,944	105,119,517	98,130,050	-17%	-7%
Capital Projects	224,846,092	215,395,279	219,768,476	-2%	2%
Total	541,697,043	516,602,309	533,509,152	-2%	3%

Operating Cash



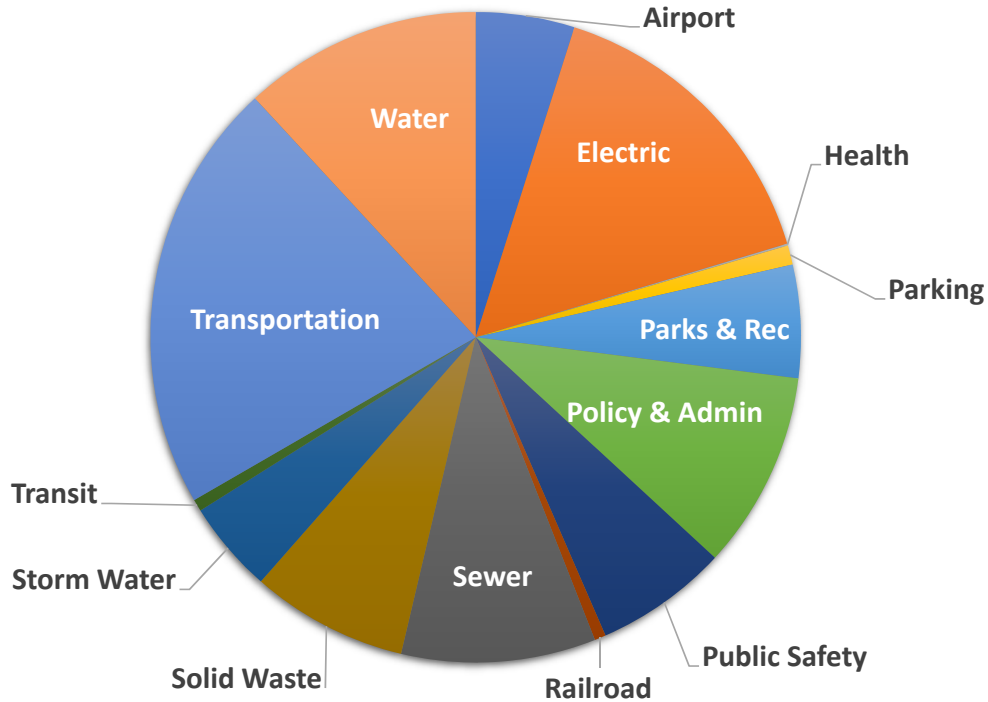
Funds	3/31/2025	12/31/2025	3/31/2026	YTD Change	QTD Change
CVB	1,402,634	2,462,398	2,112,373	51%	-14%
Employee Benefit	20,360,930	23,585,676	23,421,880	15%	-1%
General Fund	44,993,062	45,183,601	55,441,779	23%	23%
Internal Service	4,292,247	4,254,406	6,715,884	56%	58%
Non Utility Funds	9,197,476	11,940,977	11,882,811	29%	0%
Parks & Rec	1,765,968	0	1,050,224	-41%	0%
Self Insurance	19,432,636	17,610,466	16,995,750	-13%	-3%
Utilities	96,495,053	91,049,990	97,989,925	2%	8%
Total	197,940,007	196,087,513	215,610,626	9%	10%

Restricted Cash



Restrictions	3/31/2025	12/31/2025	3/31/2026	YTD Change	QTD Change
ARPA Funds	15,397,154	9,698,356	7,581,706	-51%	-22%
Debt Obligations	38,536,753	27,674,341	34,209,158	-11%	24%
Designated Loan Fund	6,984,805	7,676,305	6,750,467	-3%	-12%
Internal Reserve	10,732,278	11,241,693	12,471,947	16%	11%
Special Revenue	36,945,655	38,333,186	26,826,203	-27%	-30%
Trust Funds	1,635,523	1,602,963	1,325,598	-19%	-17%
Utility Deposits	8,678,777	8,892,673	8,964,972	3%	1%
Total	118,910,944	105,119,517	98,130,050	-17%	-7%

Capital Projects



Project Accounts	3/31/2025	12/31/2025	3/31/2026	YTD Change	QTD Change
Airport	9,301,582	6,760,504	10,791,704	16%	60%
Electric	37,726,147	33,190,019	33,941,901	-10%	2%
Health	355,928	207,651	206,409	-42%	-1%
Parking	1,584,981	2,126,372	2,099,830	32%	-1%
Parks & Rec	17,046,634	9,024,369	12,356,553	-28%	37%
Policy & Admin	14,489,087	23,032,421	21,597,241	49%	-6%
Public Safety	18,385,645	10,008,711	14,533,173	-21%	45%
Railroad	1,127,106	1,242,421	1,234,255	10%	-1%
Sewer	21,327,607	22,372,707	21,236,377	0%	-5%
Solid Waste	12,629,158	17,250,397	17,127,537	36%	-1%
Storm Water	9,607,237	10,447,293	10,059,537	5%	-4%
Transit	666,201	1,037,765	1,306,833	96%	26%
Transportation	34,832,588	45,224,021	47,182,111	35%	4%
Water	45,766,192	33,470,628	26,095,014	-43%	-22%
Total	224,846,092	215,395,279	219,768,476	-2%	2%