
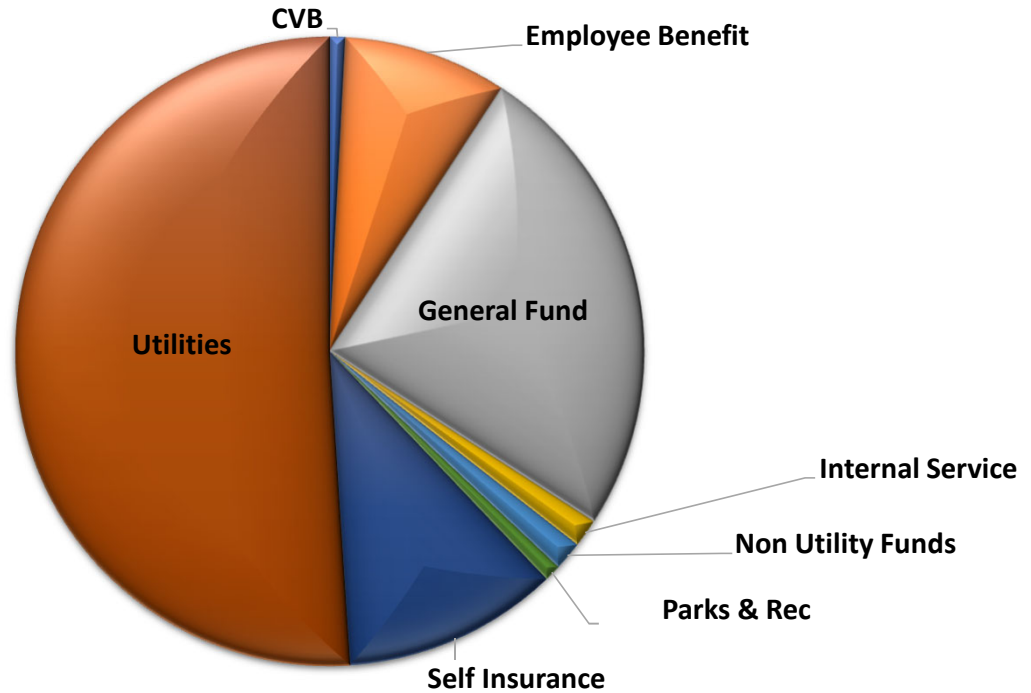



Total Cash Balance



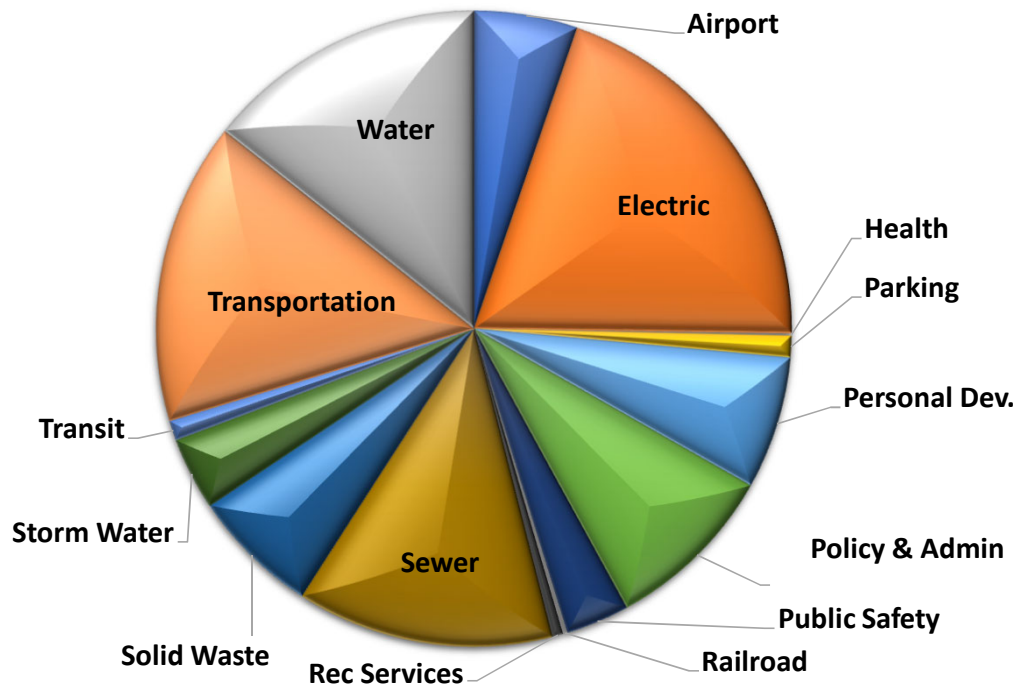
Cash Balances	6/30/2022	3/31/2023	6/30/2023	YTD Change	QTD Change
Operating Cash	172,311,489	173,412,405	176,243,083	2%	2%
Restricted Cash	112,457,179	111,830,110	115,136,142	2%	3%
Capital Projects	175,826,424	187,354,002	185,945,371	6%	-1%
Total	460,595,092	472,596,517	477,324,597	4%	1%



Funds	6/30/2022	3/31/2023	6/30/2023	YTD Change	QTD Change
CVB	882,488	1,263,903	1,430,673	62%	13%
Employee Benefit	13,913,370	15,009,686	14,803,247	6%	-1%
General Fund	43,224,021	41,090,698	43,880,828	2%	7%
Internal Service	4,916,852	258,443	2,523,284	-49%	876%
Non Utility Funds	4,781,176	6,316,983	2,626,569	-45%	-58%
Parks & Rec	0	0	1,498,557	0%	0%
Self Insurance	19,065,315	18,654,440	19,536,155	2%	5%
Utilities	85,528,268	90,818,252	89,943,770	5%	-1%
Total	172,311,489	173,412,405	176,243,083	2%	2%



Restrictions	6/30/2022	3/31/2023	6/30/2023	YTD Change	QTD Change
ARPA Funds	25,345,624	25,081,016	23,284,624	-8%	-7%
Debt Obligations	35,774,562	31,297,110	34,329,999	-4%	10%
Designated Loan Fund	7,265,944	7,613,733	8,026,620	10%	5%
Internal Reserve	7,835,396	8,604,600	8,017,680	2%	-7%
Land Acquisition	1,325,352	0	0	0%	0%
Special Revenue	24,963,224	29,542,216	32,195,431	29%	9%
Trust Funds	1,466,756	1,149,282	1,443,454	-2%	26%
Utility Deposits	8,480,319	8,542,153	7,838,334	-8%	-8%
Total	112,457,179	111,830,110	115,136,142	2%	3%



Project Accounts	6/30/2022	3/31/2023	6/30/2023	YTD Change	QTD Change
Airport	17,314,037	9,856,631	9,772,143	-44%	-1%
Electric	29,915,417	37,408,199	36,366,113	22%	-3%
Health	232,909	232,545	207,651	-11%	-11%
Parking	2,239,383	2,069,144	1,905,496	-15%	-8%
Personal Dev.	4,148,395	12,633,547	13,996,720	237%	11%
Policy & Admin	15,051,876	16,555,097	17,856,495	19%	8%
Public Safety	7,495,338	6,028,784	6,776,806	-10%	12%
Railroad	346,226	446,226	163,374	-53%	-63%
Rec Services	5,547,955	994,939	399,529	-93%	-60%
Sewer	24,699,230	24,490,904	22,656,756	-8%	-7%
Solid Waste	12,746,523	12,185,425	11,930,964	-6%	-2%
Storm Water	5,906,405	6,967,497	6,837,193	16%	-2%
Transit	1,944,886	1,874,843	3,183,711	64%	70%
Transportation	22,442,124	28,772,311	27,214,231	21%	-5%
Water	25,795,721	26,837,911	26,678,190	3%	-1%
Total	\$175,826,424	\$187,354,002	\$185,945,371	6%	-1%