
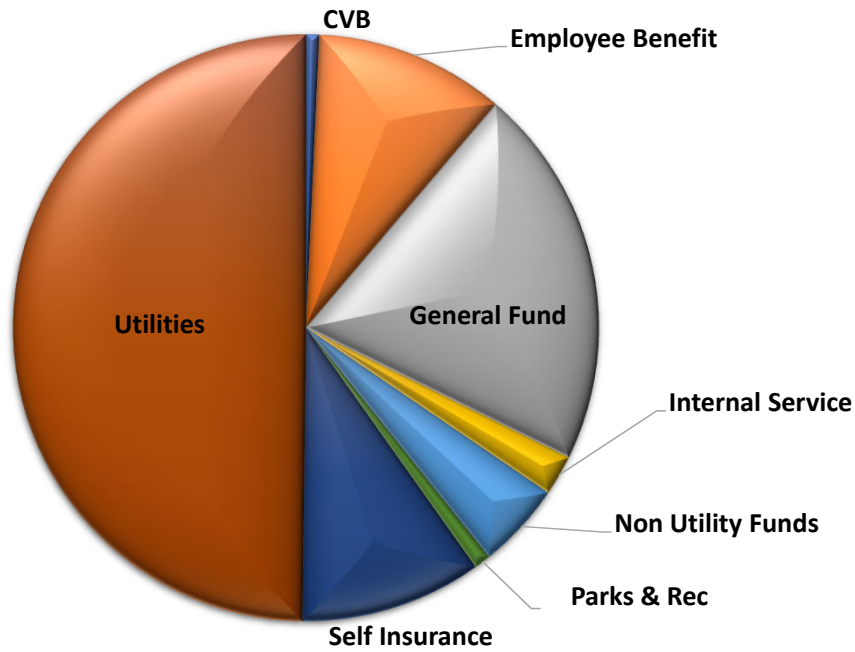


Total Cash Balance




Cash Balances	3/31/2024	12/31/2024	3/31/2025	YTD Change	QTD Change
Operating Cash	194,859,596	178,178,296	193,763,460	-1%	9%
Restricted Cash	106,501,578	120,166,879	123,087,491	16%	2%
Capital Projects	226,741,314	232,500,807	224,846,092	-1%	-3%
Total	528,102,488	530,845,981	541,697,043	3%	2%

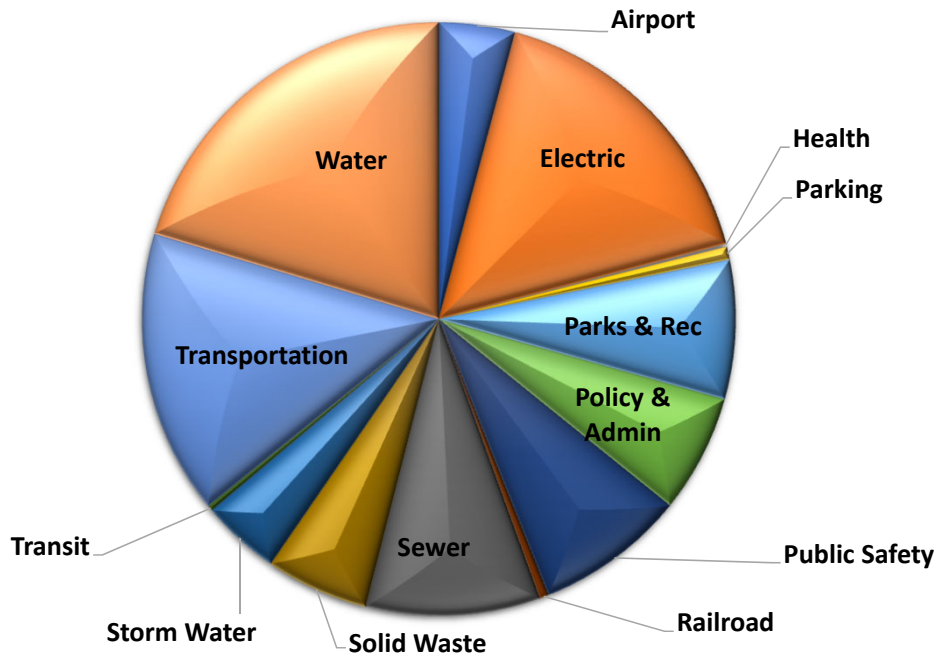
Operating Cash



Funds	3/31/2024	12/31/2024	3/31/2025	YTD Change	QTD Change
CVB	1,543,610	2,306,538	1,402,634	-9%	-39%
Employee Benefit	18,843,921	19,962,651	20,360,930	8%	2%
General Fund	44,083,446	32,934,497	40,816,515	-7%	24%
Internal Service	3,759,467	4,102,320	4,292,247	14%	5%
Non Utility Funds	8,216,443	10,552,271	9,197,476	12%	-13%
Parks & Rec	2,135,826	2,969,740	1,765,968	-17%	-41%
Self Insurance	20,131,654	18,528,668	19,432,636	-3%	5%
Utilities	96,145,228	86,821,611	96,495,053	0%	11%
Total	194,859,596	178,178,296	193,763,460	-1%	9%



Restrictions	3/31/2024	12/31/2024	3/31/2025	YTD Change	QTD Change
ARPA Funds	21,859,624	21,868,735	19,573,700	-10%	-10%
Debt Obligations	27,814,264	33,291,327	38,536,753	39%	16%
Designated Loan Fund	6,059,806	6,609,209	6,984,805	15%	6%
Internal Reserve	8,651,829	10,146,295	10,732,278	24%	6%
Special Revenue	32,361,097	38,081,601	36,945,655	14%	-3%
Trust Funds	1,660,163	1,759,567	1,635,523	-1%	-7%
Utility Deposits	8,094,795	8,410,144	8,678,777	7%	3%
Total	106,501,578	120,166,879	123,087,491	16%	2%



Project Accounts	3/31/2024	12/31/2024	3/31/2025	YTD Change	QTD Change
Airport	9,887,425	9,290,610	9,301,582	-6%	0%
Electric	37,854,237	39,203,004	37,726,147	0%	-4%
Health	207,651	207,651	355,928	71%	71%
Parking	1,736,593	1,845,829	1,584,981	-9%	-14%
Parks & Rec	19,120,551	13,670,063	17,046,634	-11%	25%
Policy & Admin	21,906,073	24,420,235	14,489,087	-34%	-41%
Public Safety	4,510,908	5,907,224	18,385,645	308%	211%
Railroad	263,374	352,789	1,127,106	328%	219%
Sewer	23,468,970	30,756,737	21,327,607	-9%	-31%
Solid Waste	12,487,855	12,694,413	12,629,158	1%	-1%
Storm Water	8,486,098	9,704,434	9,607,237	13%	-1%
Transit	3,338,273	118,314	666,201	-80%	463%
Transportation	31,500,220	35,149,767	34,832,588	11%	-1%
Water	51,973,086	49,179,735	45,766,192	-12%	-7%
Total	226,741,314	232,500,807	224,846,092	-1%	-3%