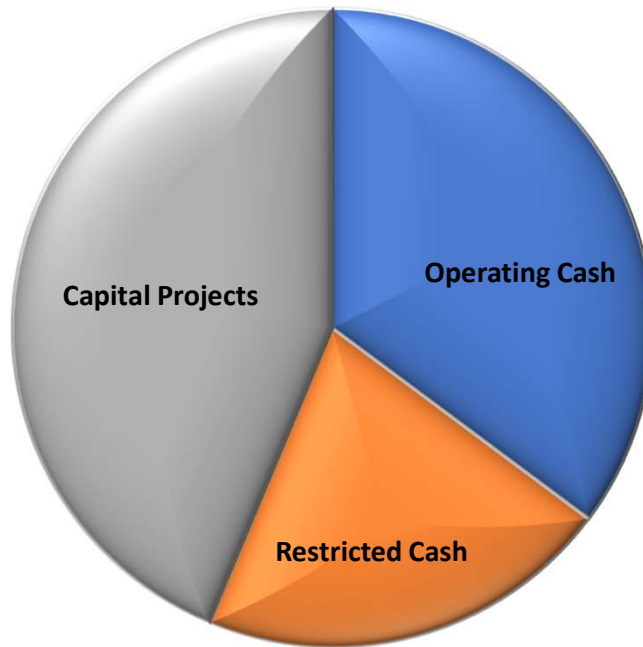
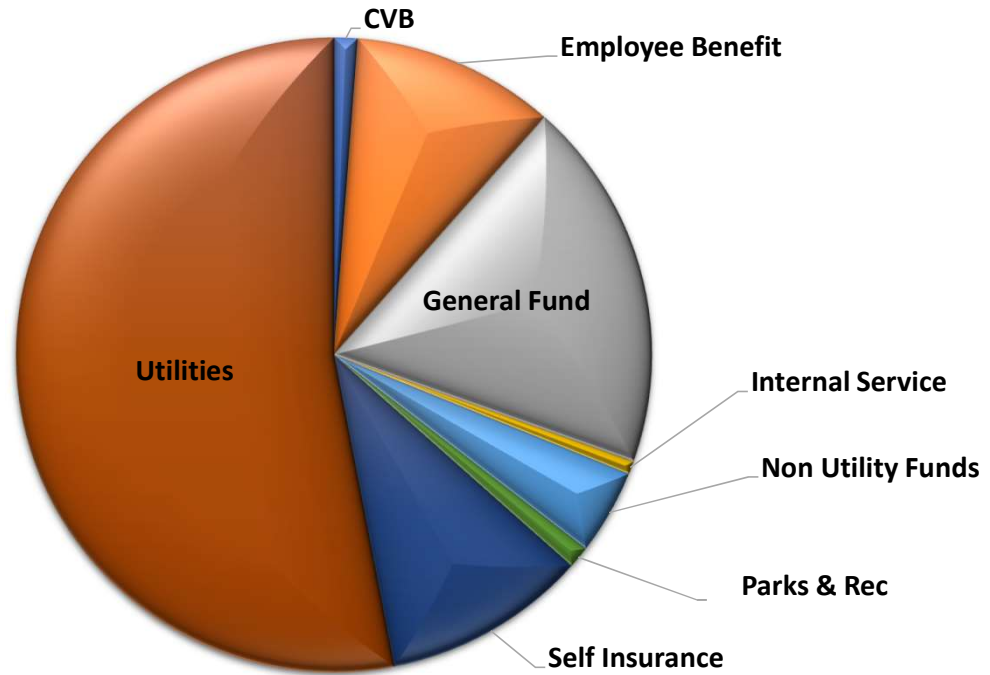


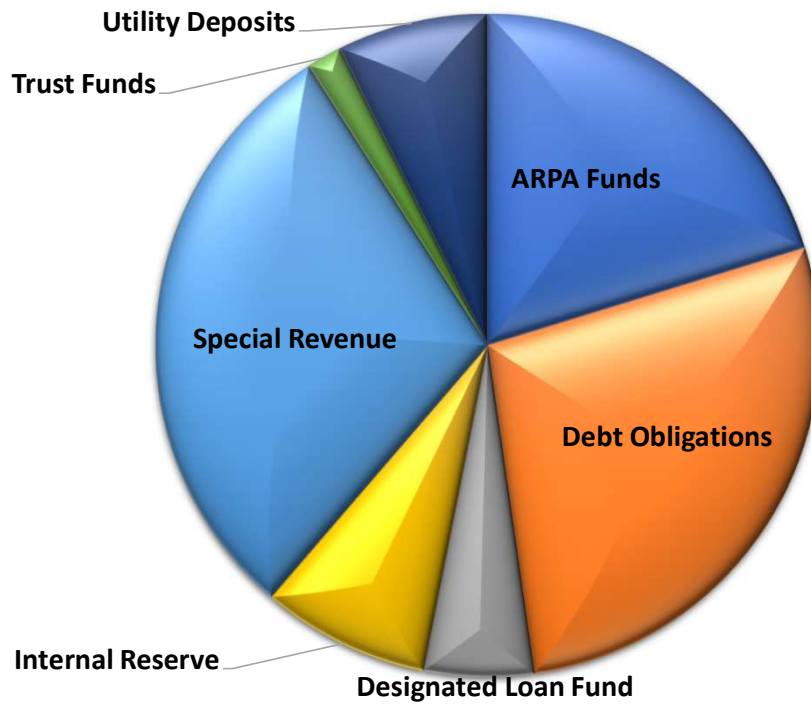
Total Cash Balance



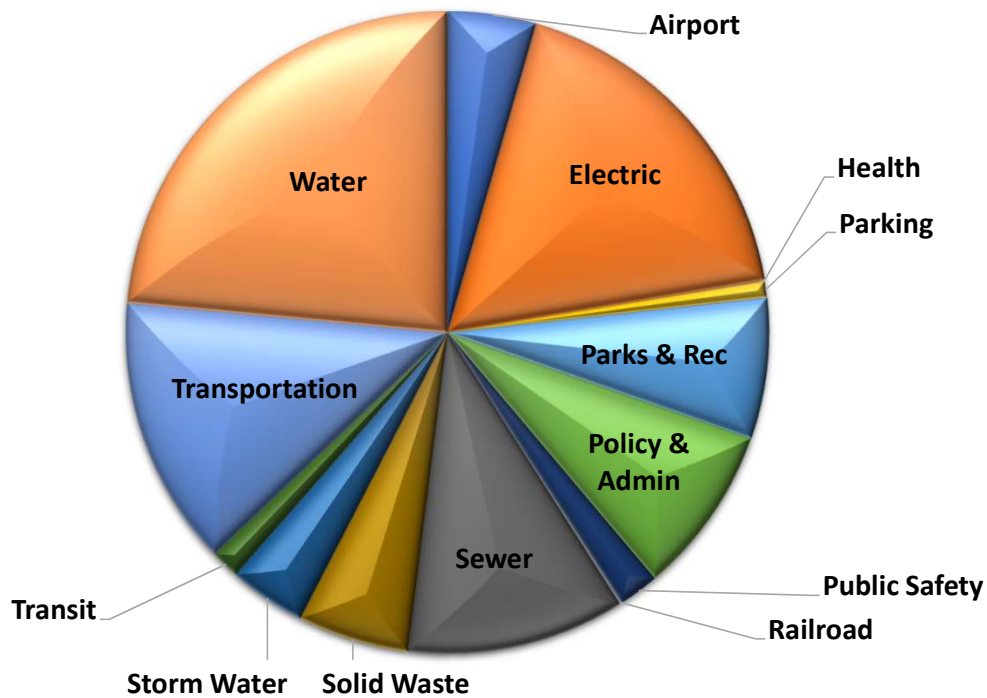
Cash Balances	12/31/2022	9/30/2023	12/31/2023	YTD Change	QTD Change
Operating Cash	157,810,998	186,730,347	179,906,959	14%	-4%
Restricted Cash	111,560,168	118,714,966	107,946,349	-3%	-9%
Capital Projects	191,124,956	178,739,709	223,560,927	17%	25%
Total	460,496,121	484,185,022	511,414,236	11%	6%



Funds	12/31/2022	9/30/2023	12/31/2023	YTD Change	QTD Change
CVB	1,172,229	1,958,835	2,170,547	85%	11%
Employee Benefit	14,161,044	16,410,108	18,573,900	31%	13%
General Fund	32,218,116	45,372,805	34,024,921	6%	-25%
Internal Service	305,395	3,949,703	1,202,667	294%	-70%
Non Utility Funds	5,374,096	5,654,433	7,797,912	45%	38%
Parks & Rec	0	2,752,892	2,021,451	0%	-27%
Self Insurance	18,059,408	20,368,671	18,693,616	4%	-8%
Utilities	86,520,709	90,262,900	95,421,945	10%	6%
Total	157,810,998	186,730,347	179,906,959	14%	-4%



Restrictions	12/31/2022	9/30/2023	12/31/2023	YTD Change	QTD Change
ARPA Funds	25,081,016	21,859,624	21,859,624	-13%	0%
Debt Obligations	33,307,739	37,475,005	29,681,241	-11%	-21%
Designated Loan Fund	7,447,620	8,178,161	5,790,928	-22%	-29%
Internal Reserve	9,252,146	8,356,690	8,836,930	-4%	6%
Special Revenue	25,919,969	33,865,075	31,998,318	23%	-6%
Trust Funds	1,956,639	1,145,848	1,843,513	-6%	61%
Utility Deposits	8,595,039	7,834,565	7,935,796	-8%	1%
Total	111,560,168	118,714,966	107,946,349	-3%	-9%



Project Accounts	12/31/2022	9/30/2023	12/31/2023	YTD Change	QTD Change
Airport	9,455,565	9,908,204	9,946,175	5%	0%
Electric	38,021,089	35,139,055	40,038,977	5%	14%
Health	232,545	207,651	207,651	-11%	0%
Parking	2,340,176	1,515,721	1,799,894	-23%	19%
Parks & Rec	12,952,174	13,695,427	15,842,608	22%	16%
Policy & Admin	15,870,935	18,249,544	19,008,648	20%	4%
Public Safety	9,051,981	4,405,567	4,497,156	-50%	2%
Railroad	446,226	163,374	263,374	-41%	61%
Sewer	25,039,375	21,840,267	24,609,533	-2%	13%
Solid Waste	12,307,154	11,485,200	12,510,315	2%	9%
Storm Water	7,083,206	6,786,863	8,656,867	22%	28%
Transit	2,245,381	2,262,542	3,203,101	43%	42%
Transportation	28,782,630	27,161,281	30,406,614	6%	12%
Water	27,296,521	25,919,012	52,570,013	93%	103%
Total	\$191,124,956	\$178,739,709	\$223,560,927	17%	25%