

“COLUMBIA CROSSING”

A Public Art proposal for the
COLUMBIA REGIONAL AIRPORT

Narrative:

This is a Public Art proposal for the Main Hall of the new Columbia Regional Airport Terminal. The design utilizes this open, light-filled space to engage COU Airport users with a dynamic atrium design. The sculpture floats over the space, with a colorful palette and inferred motion that will welcome visitors to Columbia. In addition to the exciting first impressions of this dynamic artwork, viewers will also be engaged by images that are hand-painted on the sculpture’s glass panels. These images will be recognizable as specific to the land and legacy of Columbia and Boone County, Missouri. With translucent painted colors on lustrous glass, these designs will remind viewers of the special qualities that make Columbia and Boone County a unique destination.

“Columbia Crossing” will be an iconic Airport feature that offers an uplifting welcome to user of the Columbia Airport. Colorful and upbeat, the sculpture has multiple integrated parts that appear to move among and across each other. As Airport users walk through the Main Hall space, they shift their perspectives and reveal multiple sculptural relationships. The implied motion of the sculpture suggests the dynamics of “flight”, responding to the viewer’s immediate experience. With multiple viewing angles from different areas of the Main Hall, the piece will engage people with a fresh perspective on the experiences of travel and transportation.

This iconic artwork will be suspended from multiple points inside the ceiling. The sculpture will appear to float over the Main Hall space, with compelling images on its unique glass panels. The result is an uplifting and engaging experience, a fresh interpretation of flight that will welcome people to Columbia, Missouri.



Public Art | Planning & Design | Sculpture


“COLUMBIA CROSSING”

A Public Art proposal for the
COLUMBIA REGIONAL AIRPORT


Materials and Dimensions:

| | |
|-------------------------|---|
| Large Curved Tube: | 3" O.D. 6061 Aluminum round tube 3/16" wall |
| Glass Disk Panels: | 1/4" painted Tempered-Laminated glass plate |
| Circular Ring Bands: | 3/16" 6061 Aluminum rolled plate |
| Attachment Hardware: | Welded/Bolted connections into Steel framing inside ceiling With Stainless Steel braided wire cable, 2,500 lbs. capacity Swaged fittings, turnbuckles and ferrules, sized to cable. |
| Paint Coating: | PPG "Radiance II" Urethane with high gloss topcoat |
| Total Estimated Weight: | 900 lbs. |
| Overall Dimensions: | 3'(depth) x 32'7" wide x 29'2" wide Largest rings (w/o glass) mounted on ceiling Glass Disk Rings are 3" off ceiling (halo effect) |
| | 13 Glass Disk Panels in 3 sizes: Large: 4'3" diameter Med: 3'3" diameter Small: 2'6" diameter |

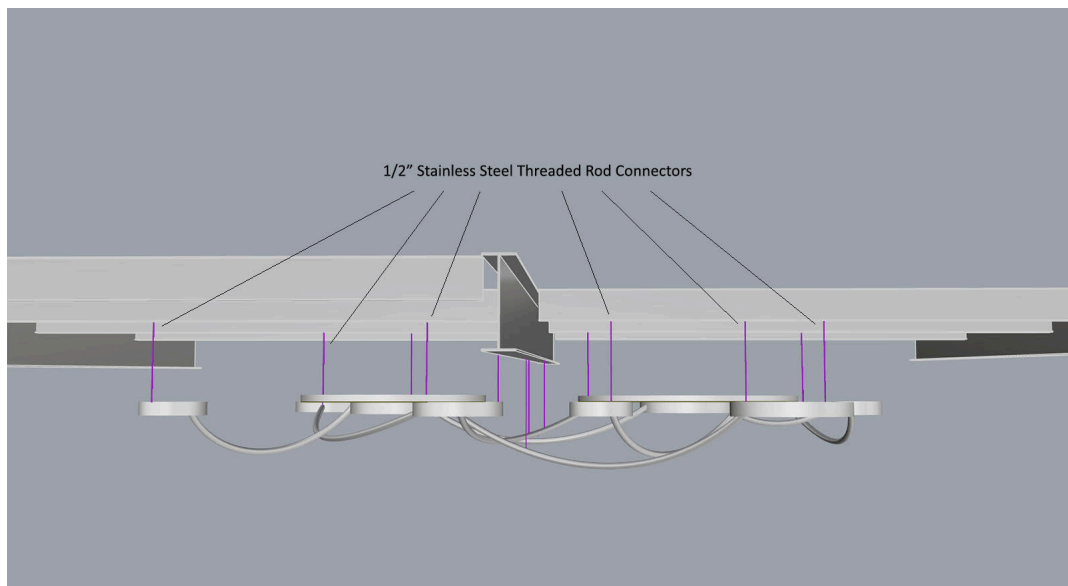
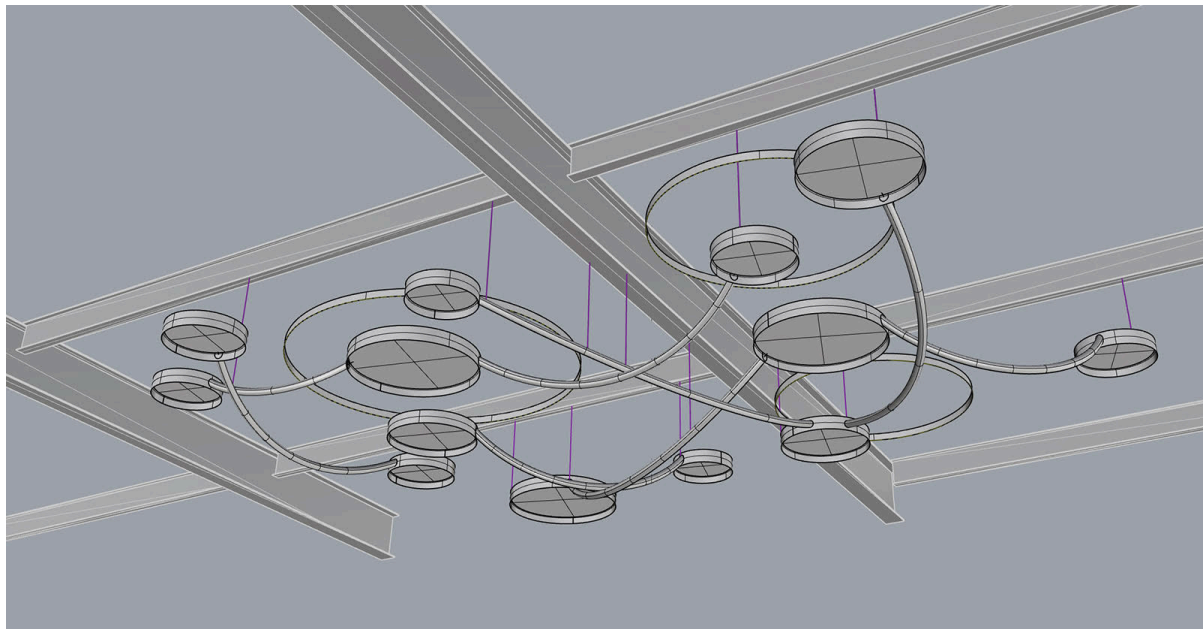
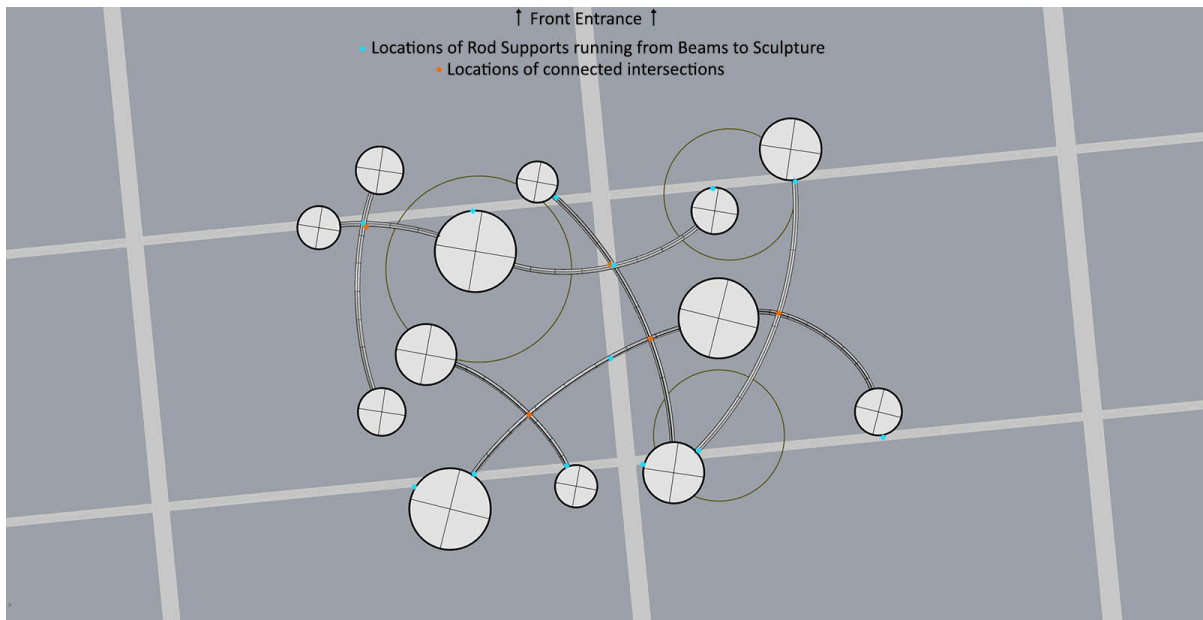
DESIGN RENDERINGS



DESIGN RENDERINGS



INSTALLATION RENDERINGS



INSTALLATION RENDERINGS

