

COLUMBIA MISSOURI
FIELDHOUSE ART PROPOSAL
DAVID SPEAR

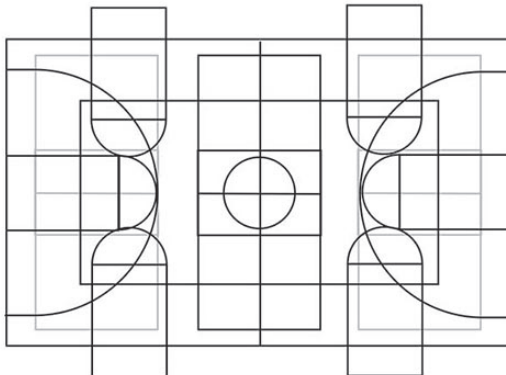





The main purpose of this art is to create works that operate in harmony with the building purpose, and architectural aesthetics. The Fieldhouse building is being built to host basketball, volleyball and pickleball games and tournaments. The hardwood floors will have overlapping lines that define the boundaries and sections of each of these sports. This gridded floor is the compositional and conceptual foundation of this proposal.



Overlapping
pickleball
volleyball
basketball
courts



This proposal contains three works. **Space #1** is located on the right side of the lobby and will hang in the divide between the lobby and concession areas. It will be 9 ft by 6 1/2 ft and will be viewed from both sides. **Space #2** will be above the windows that look over the basketball courts and can also be seen from the lobby. This work will be approximately 10 ft x 33 in and will include a working clock. **Space #3** will be located down the hall and around the main entrance into the gymnasium. It will be approx. 24 ft x 10 ft.



The idea for the first piece began in 2001 when confronted without an idea and a blank piece of paper. The only thing on the paper was my shadow which I started tracing in different poses. From these lines, I could use contrast and values to create illusions of depth. This idea led to a series of collaborative works with different people holding poses to be traced onto a canvas. Once a series of silhouettes are collected on a canvas, they can be pushed and pulled by colors and values to create a unified work of art that exists somewhere between abstraction and reality.



Inside the Silhouette charcoal on paper 2001 (private collection)



UTOPIA 80" x 40" oil on linen 2013
(on display at ADDISON'S Restaurant)




COMBUSTION 96" x 48" oil on linen 2013
on display at TRUE MEDIA

The use of silhouettes and sports has a tradition that can be seen in professional logos, such as the NBA, the WNBA etc. Within the silhouette viewers, fans and players can project themselves into the narrative.



A simple silhouette can become a recognizable worldwide icon.



The intention I have with this piece is to make a sculpture combining different boards along with sculpted panels. Some of the inspiration for the sculptural and aesthetic elements are drawn from artists such as Frank Stella and Pieter Schoolwerth.



Pachanak (1979) by Frank Stella



Talladega (1980) by Frank Stella

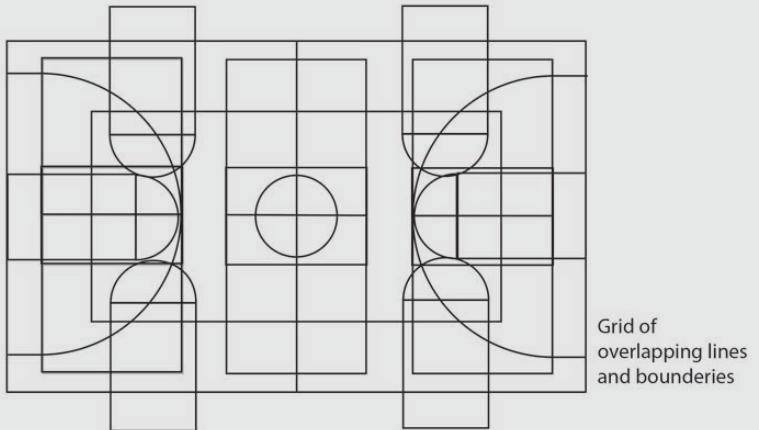


Green Model of a Couple Arguing about their Abysmal, Financial Situation

by Pieter Schoolwerth , 2016

oil, acrylic, and giclée print on canvas, 2.3 x 3 m

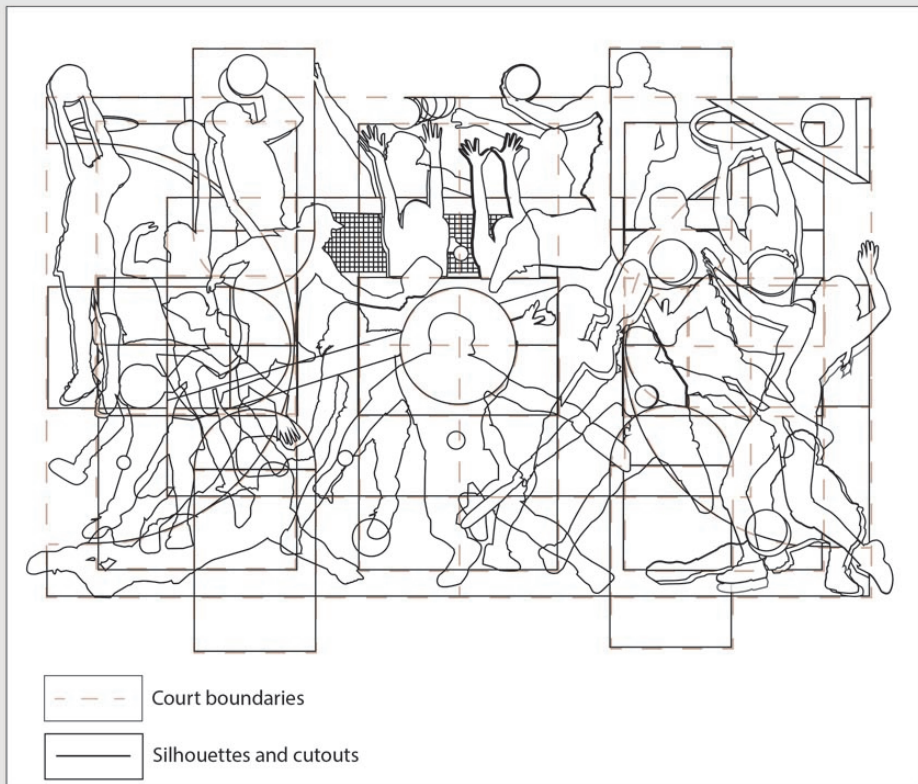
The compositional foundation of this work is the overlapping boundaries of the pickleball, volleyball and basketball courts.



After collecting and tracing dozens of silhouettes of pickleball, volleyball and basketball players I began placing them on the court grid. Like the overlapping boundaries of the courts, the figures also overlap one another.




Silhouettes placed into the court composition.



This work will hang above the half wall and between two see through screens on either side. The work will be able to be viewed from both sides. One side being the inverse of the other.

The color scheme will be oranges, grays, blues and black to coordinate with the main color of the building (orange, black, grey and brushed nickel) and will be applied by brushes and airbrush.



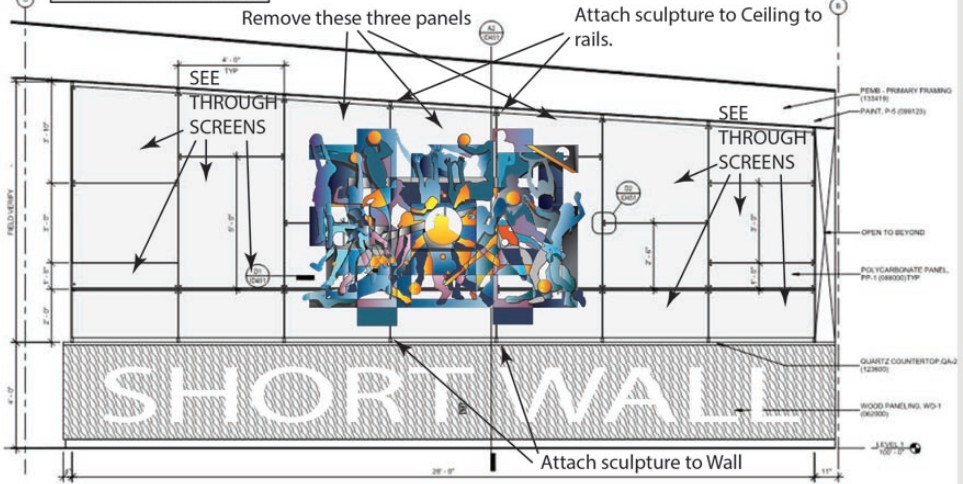
The size of the piece will be 9 ft wide, 6.5 ft tall and 10 inches in width.



Divide Between the Lobby and Concession Area

SPACE #1

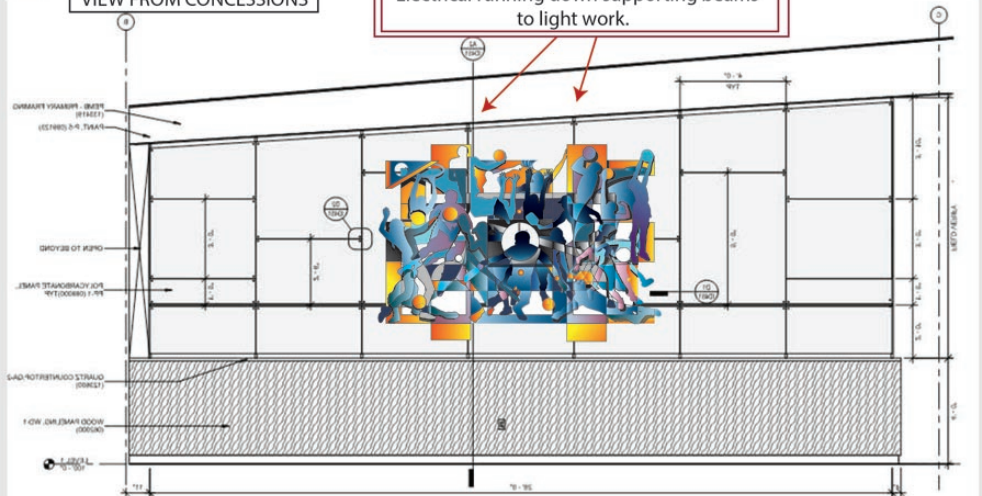
VIEW FROM THE LOBBY



ELEVATION - LOBBY WALL
1/2" = 1'-0"


VIEW FROM CONCESSIONS

Electrical running down supporting beams to light work.



ELEVATION - LOBBY WALL
1/2" = 1'-0"

Divide Between the Lobby and Concession Area



Side facing lobby
and reception desk

All of these works will
have LED lights inside of
them that glow behind the
figures or shine a
through material like
plexiglass.

potential lighting areas

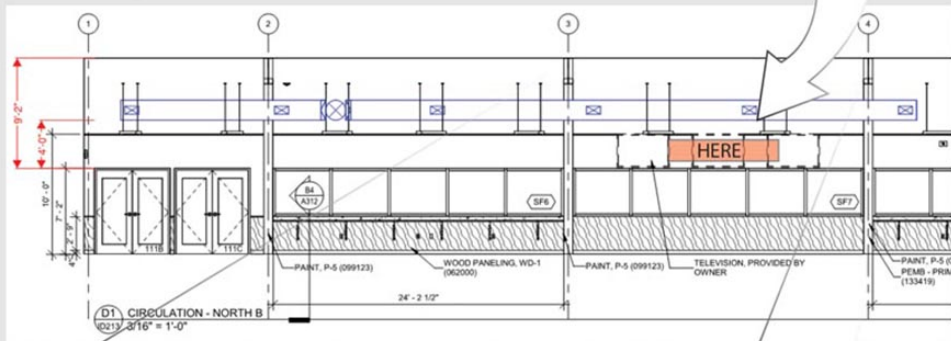


reverse side
facing concession area

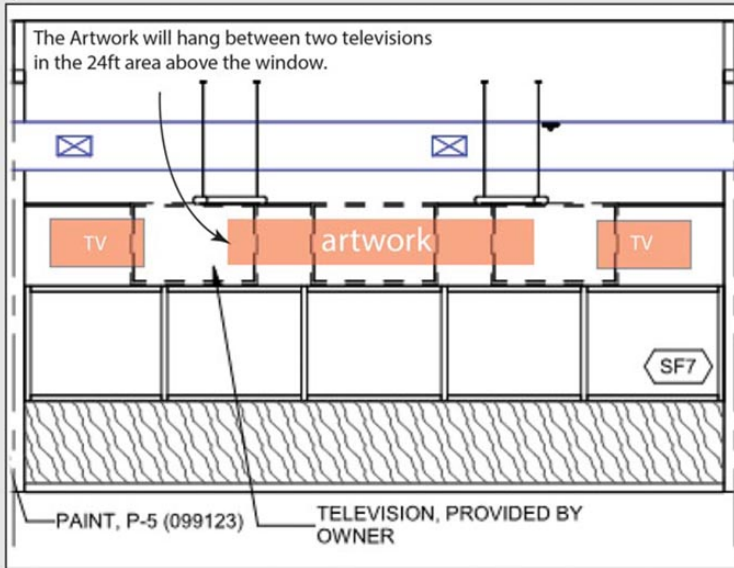
SPACE #2



The second design can also be seen from the lobby and will be located above the windows overlooking the basketball courts.



The Artwork will hang between two televisions in the 24ft area above the window.



This proposal suggest taking out the middle to place artwork.

- Original tv placement
- New placements



The inspiration for the clock sculpture comes from the connection between the floor and the soles of our shoes. This piece combines aspects of classical architecture with the bottom of contemporary shoes.



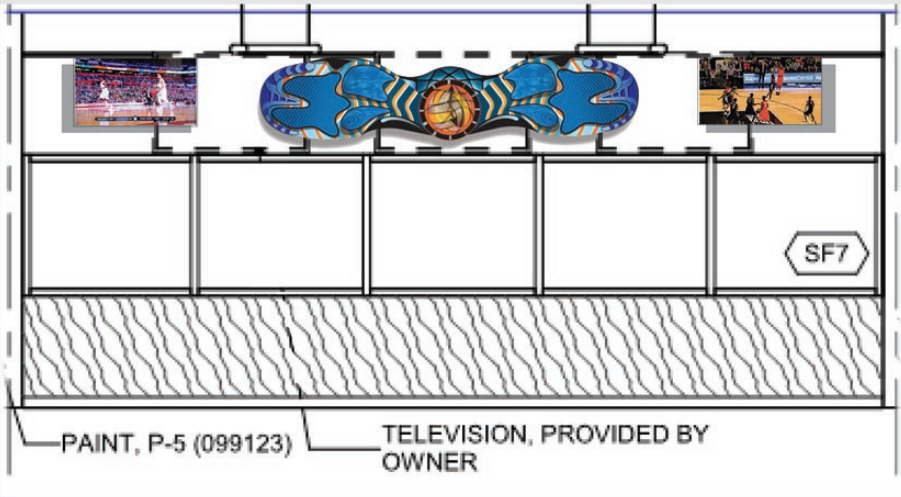


This piece will also be an assembly of panels that overlay one another at different angles.

Influence:
Aula Magna (c. 1952)
Universidad Central de Venezuela
by Alexander Calder

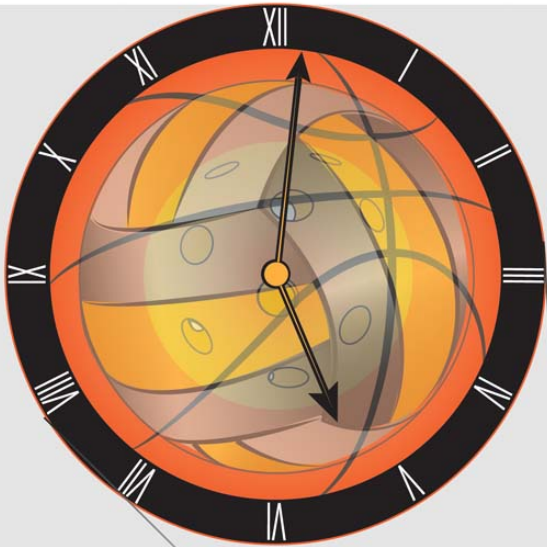


Like Space #1, Space #2 will also have lights inside the sculpture.





The finished work will be 33" tall, 10 ft wide and will have width of 20" at some points.



In the center of the sculpture is a working clock that is lit from behind with LED lights.

The face of the clock continues the theme of the three sports overlaying each other. In this case a pickleball, volleyball and basketball overlay each other.

9ft

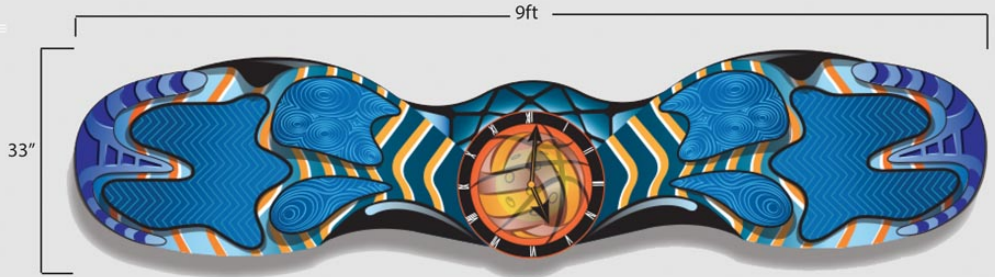
33"



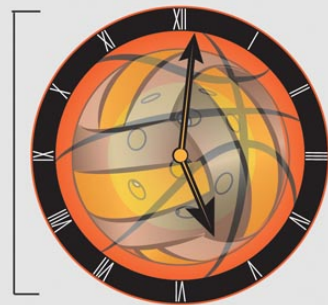

Other lights will be located behind panels, backlighting some panels and shining through others.



The sculpture can be built to assemble out of different panels.



PANEL PIECES



Clock
18" x 18"

Material: clear printed acrylic backlit with LED lights with a working clock

The clock will contain overlapping images of a pickleball, a volleyball and a basketball, the three foundational sports of the Fieldhouse.

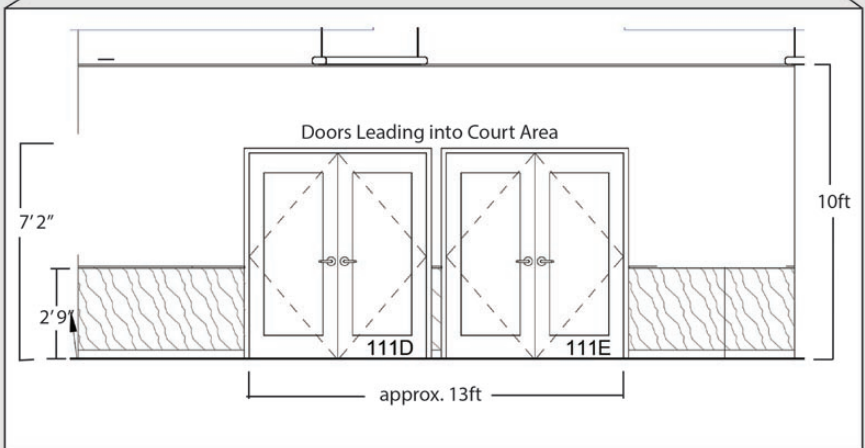
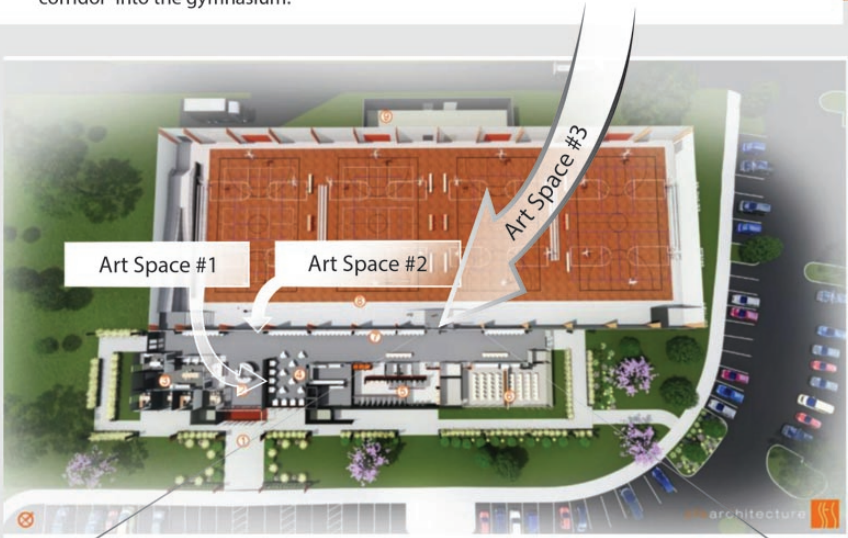
Digital Rendering of Art in Lobby



SPACE #3




The third design will be located above the doors and to the sides of the entryway from the corridor into the gymnasium.





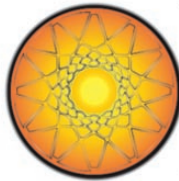
This third piece will tie together themes from the artworks in Space #1 and Space #2. It will have a similar shoe pattern along with two series of overlapping silhouettes. In this work the center of the wall will focus on another commonality, the net.



The design is based on an overhead shot looking down on a basketball hoop. In this design the clock will be replaced with an illuminated LED light shining through a hoop pattern. This pattern continues throughout the wall.



front



side





18"

estimate 4-5 wide"




All the training, practice and hours of work are put to the test once an athlete walks through these doors to participate. The key is to focus on the goal. In this piece, that goal is represented by a circular, Central, lit sign that is the pattern of a basketball hoop as seen from overhead.





The pattern of the light in the middle will continue onto the wall and fade as the pattern gets farther from the center. This will be done on the walls by painting and on the glass doors through frosted glass.

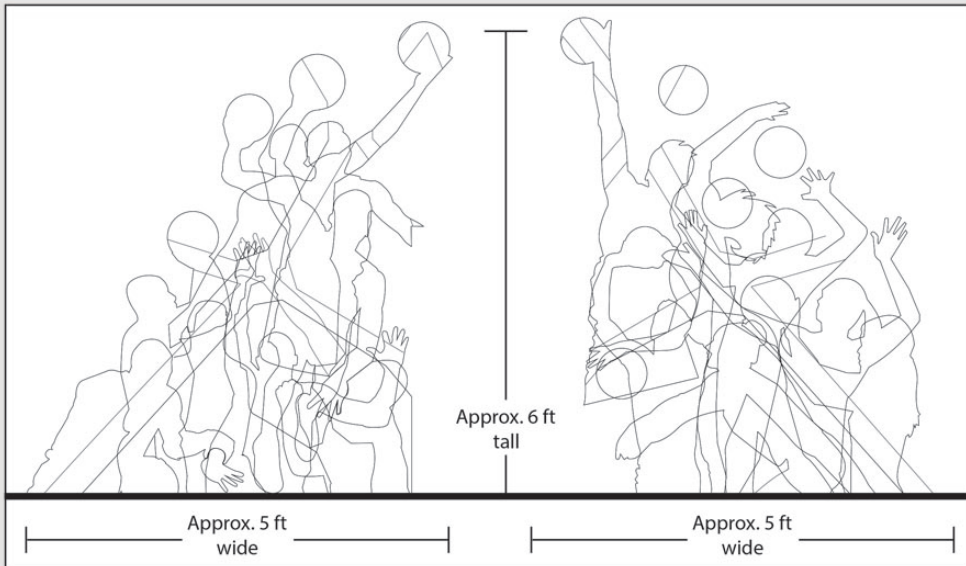


The pattern continues through the shoe patterns on either side. Like the previous piece, these panels will also come out from the wall.



- The silhouette compositions will be painted on walnut boards.
- The colors will be based on the interior colors of the fieldhouse.

Interior design samples for Fieldhouse





Painting example for the silhouette composition for the left side of the doors.






Painting example for the silhouette composition for the right side of the doors.





Space #3



This piece will be backlite like Space #1 and Space #2.

Space #3



This piece will be backlite like Space #1 and Space #2.

Thank you for your consideration.

