
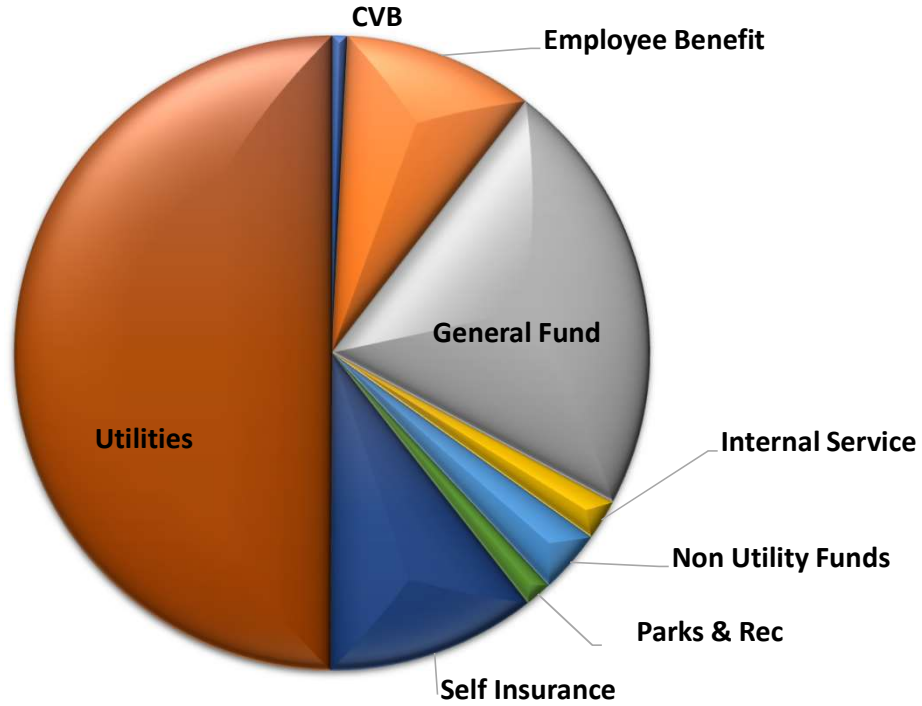



Total Cash Balance



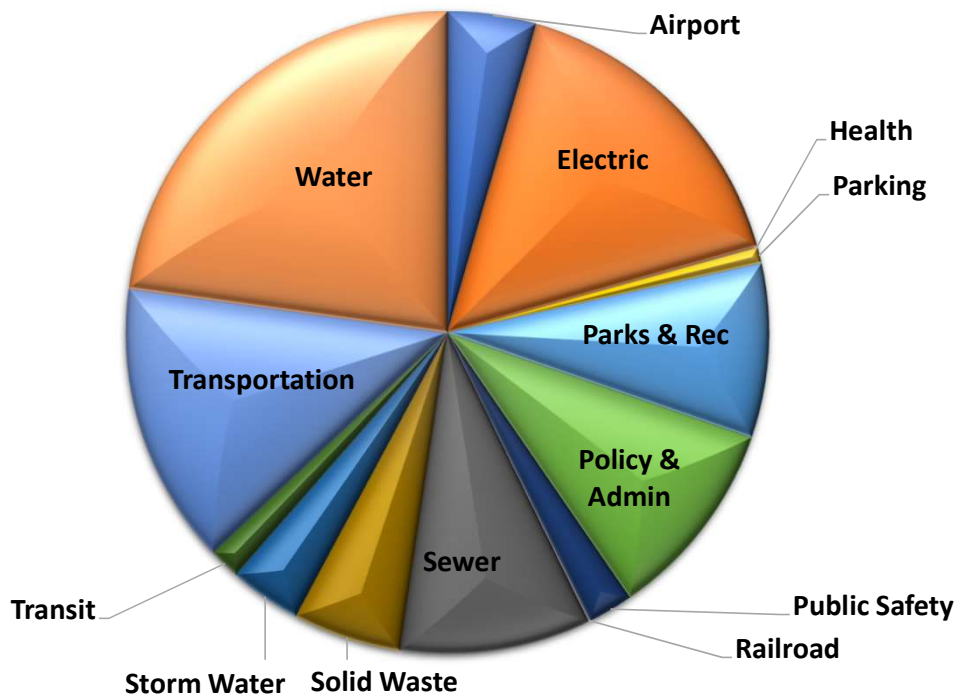
Cash Balances	6/30/2023	3/31/2024	6/30/2024	YTD Change	QTD Change
Operating Cash	176,243,083	194,859,596	192,223,383	9%	-1%
Restricted Cash	115,136,142	106,501,578	120,290,203	4%	13%
Capital Projects	185,945,371	226,741,314	226,431,839	22%	0%
Total	477,324,597	528,102,488	538,945,425	13%	2%



Funds	6/30/2023	3/31/2024	6/30/2024	YTD Change	QTD Change
CVB	1,430,673	1,543,610	1,503,195	5%	-3%
Employee Benefit	14,803,247	18,843,921	18,551,231	25%	-2%
General Fund	43,880,828	44,083,446	42,980,086	-2%	-3%
Internal Service	2,523,284	3,759,467	3,956,698	57%	5%
Non Utility Funds	2,626,569	8,216,443	6,205,735	136%	-24%
Parks & Rec	1,498,557	2,135,826	2,590,635	73%	21%
Self Insurance	19,536,155	20,131,654	20,489,261	5%	2%
Utilities	89,943,770	96,145,228	95,946,541	7%	0%
Total	176,243,083	194,859,596	192,223,383	9%	-1%



Restrictions	6/30/2023	3/31/2024	6/30/2024	YTD Change	QTD Change
ARPA Funds	23,284,624	21,859,624	22,987,647	-1%	5%
Debt Obligations	34,329,999	27,814,264	37,304,518	9%	34%
Designated Loan Fund	8,026,620	6,059,806	6,301,366	-21%	4%
Internal Reserve	8,017,680	8,651,829	8,749,309	9%	1%
Special Revenue	32,195,431	32,361,097	35,048,329	9%	8%
Trust Funds	1,443,454	1,660,163	1,730,998	20%	4%
Utility Deposits	7,838,334	8,094,795	8,168,037	4%	1%
Total	115,136,142	106,501,578	120,290,203	4%	13%



Project Accounts	6/30/2023	3/31/2024	6/30/2024	YTD Change	QTD Change
Airport	9,772,143	9,887,425	10,119,826	4%	2%
Electric	36,366,113	37,854,237	36,643,599	1%	-3%
Health	207,651	207,651	207,651	0%	0%
Parking	1,905,496	1,736,593	1,744,328	-8%	0%
Parks & Rec	14,396,249	19,120,551	19,886,179	38%	4%
Policy & Admin	17,856,495	21,906,073	22,887,807	28%	4%
Public Safety	6,776,806	4,510,908	5,114,461	-25%	13%
Railroad	163,374	263,374	263,374	61%	0%
Sewer	22,656,756	23,468,970	21,677,428	-4%	-8%
Solid Waste	11,930,964	12,487,855	12,396,868	4%	-1%
Storm Water	6,837,193	8,486,098	8,187,239	20%	-4%
Transit	3,183,711	3,338,273	3,530,873	11%	6%
Transportation	27,214,231	31,500,220	32,148,312	18%	2%
Water	26,678,190	51,973,086	51,623,896	94%	-1%
Total	\$185,945,371	\$226,741,314	\$226,431,839	22%	0%