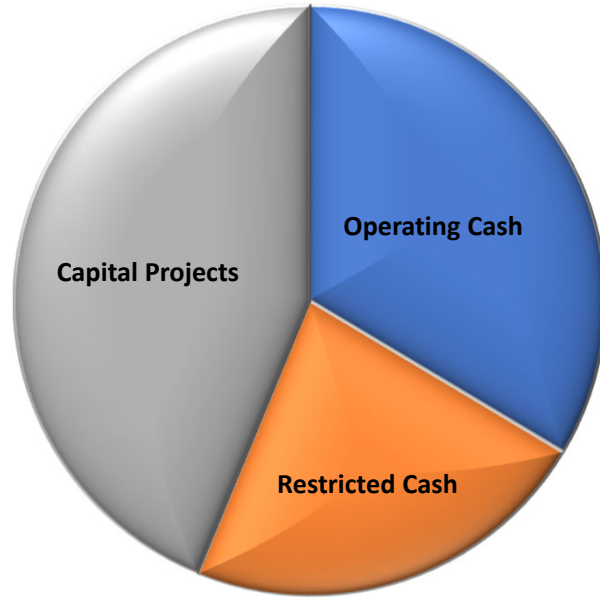
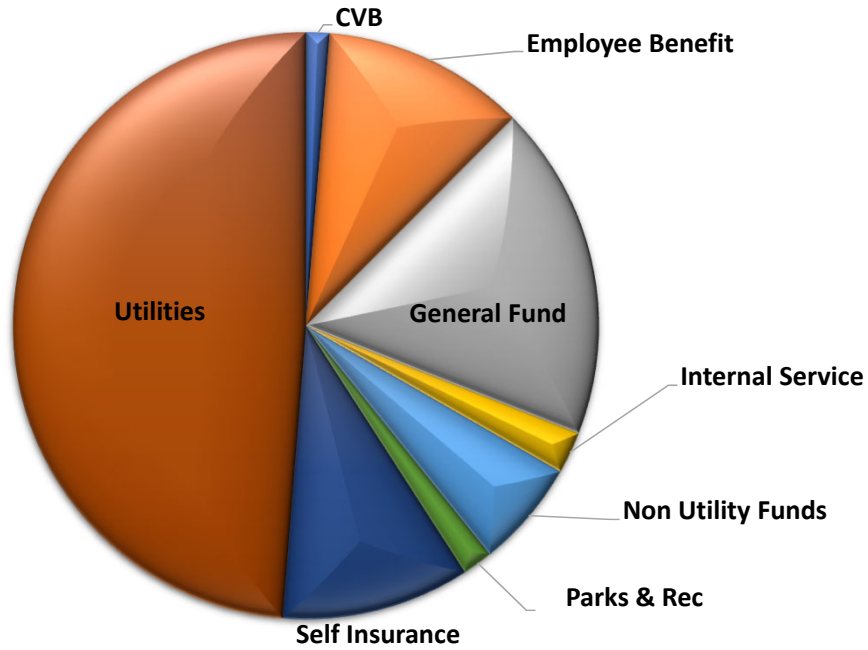


**Total Cash Balance**




Cash Balances	12/31/2023	9/30/2024	12/31/2024	YTD Change	QTD Change
Operating Cash	179,906,959	214,937,158	178,178,296	-1%	-17%
Restricted Cash	107,946,349	110,308,789	120,166,879	11%	9%
Capital Projects	223,560,927	215,969,516	232,500,807	4%	8%
<b>Total</b>	<b>511,414,236</b>	<b>541,215,462</b>	<b>530,845,981</b>	<b>4%</b>	<b>-2%</b>

**Operating Cash**

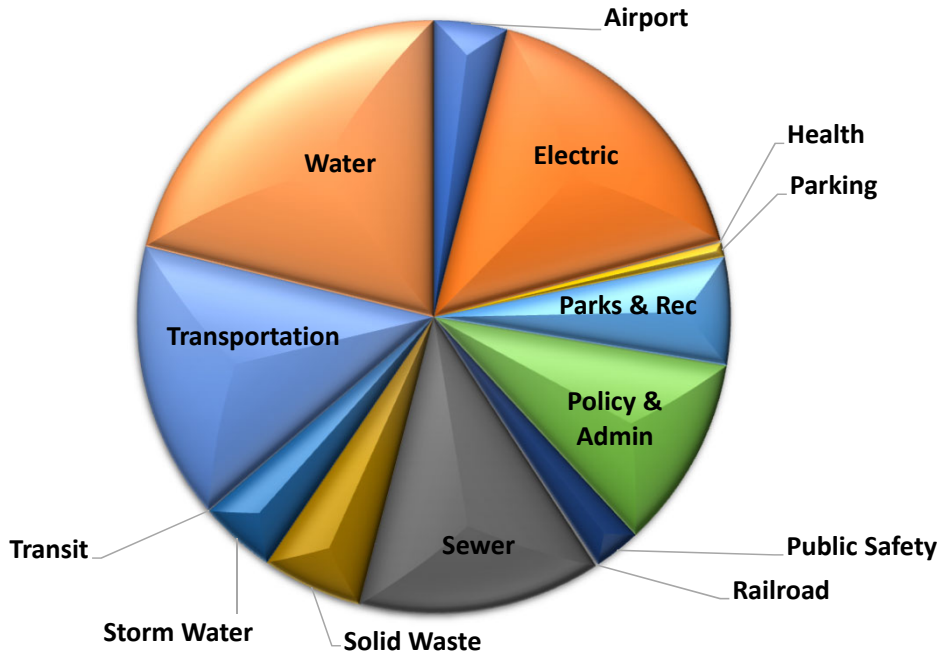


Funds	12/31/2023	9/30/2024	12/31/2024	YTD Change	QTD Change
CVB	2,170,547	1,764,261	2,306,538	6%	31%
Employee Benefit	18,573,900	19,345,285	19,962,651	7%	3%
General Fund	34,024,921	35,526,820	32,934,497	-3%	-7%
Internal Service	1,202,667	7,749,057	4,102,320	241%	-47%
Non Utility Funds	7,797,912	9,558,974	10,552,271	35%	10%
Parks & Rec	2,021,451	1,607,392	2,969,740	47%	85%
Self Insurance	18,693,616	21,019,067	18,528,668	-1%	-12%
Utilities	95,421,945	118,366,303	86,821,611	-9%	-27%
<b>Total</b>	<b>179,906,959</b>	<b>214,937,158</b>	<b>178,178,296</b>	<b>-1%</b>	<b>-17%</b>

**Restricted Cash**



Restrictions	12/31/2023	9/30/2024	12/31/2024	YTD Change	QTD Change
ARPA Funds	21,859,624	22,489,244	21,868,735	0%	-3%
Debt Obligations	29,681,241	26,476,996	33,291,327	12%	26%
Designated Loan Fund	5,790,928	6,459,662	6,609,209	14%	2%
Internal Reserve	8,836,930	8,162,992	10,146,295	15%	24%
Special Revenue	31,998,318	36,860,976	38,081,601	19%	3%
Trust Funds	1,843,513	1,639,874	1,759,567	-5%	7%
Utility Deposits	7,935,796	8,219,044	8,410,144	6%	2%
<b>Total</b>	<b>107,946,349</b>	<b>110,308,789</b>	<b>120,166,879</b>	<b>11%</b>	<b>9%</b>



Project Accounts	12/31/2023	9/30/2024	12/31/2024	YTD Change	QTD Change
Airport	9,946,175	9,457,912	9,290,610	-7%	-2%
Electric	40,038,977	34,164,571	39,203,004	-2%	15%
Health	207,651	207,651	207,651	0%	0%
Parking	1,799,894	1,583,213	1,845,829	3%	17%
Parks & Rec	15,842,608	18,057,351	13,670,063	-14%	-24%
Policy & Admin	19,008,648	23,981,526	24,420,235	28%	2%
Public Safety	4,497,156	5,528,608	5,907,224	31%	7%
Railroad	263,374	252,789	352,789	34%	40%
Sewer	24,609,533	19,333,673	30,756,737	25%	59%
Solid Waste	12,510,315	12,289,006	12,694,413	1%	3%
Storm Water	8,656,867	7,820,802	9,704,434	12%	24%
Transit	3,203,101	656,042	118,314	-96%	-82%
Transportation	30,406,614	32,162,294	35,149,767	16%	9%
Water	52,570,013	50,474,078	49,179,735	-6%	-3%
<b>Total</b>	<b>223,560,927</b>	<b>215,969,516</b>	<b>232,500,807</b>	<b>4%</b>	<b>8%</b>