



City of Columbia, Missouri

# **Capital Improvement Projects**

For the Fiscal Year ending - Sept, 30, 2026



# Capital Improvement Program

Photo Credit: Hannah Adkisson, Capture CoMo 2023

## What is a Capital Improvement Program?

The City of Columbia's Capital Improvement Program (CIP) is a multi-year plan for capital investments in the City's infrastructure, facilities, and equipment. It is designed to address the challenges of supporting future infrastructure needs, while also addressing the City's current facility requirements. It includes items such as roads, bridges, sidewalks, public utilities, drainage projects, recreational facilities, buildings, and equipment. A CIP is important because it connects city development, comprehensive plans, and financial plans. Projects within the CIP are intended to reflect the community's values and goals, and also the overall policy goals of the City Council, including existing city-wide long range plans.

Columbia's City Charter provides policy for the Manager to follow in developing a CIP:

*"The City Manager shall also secure an estimate of all capital projects pending and those which it is recommended should be undertaken (a) within the budget year, and (b) within the next five (5) succeeding years. In preparing the budget, the city manager shall review and may revise the estimates, as the manager may deem necessary."*

**Article 5, Section 35**

The City of Columbia's master plans are the basis for the CIP. Columbia has several master plans designed to reflect the long-term needs and goals of each department. These plans are formulated to establish long term development plans that reflect Council policies. These long term plans are periodically revised and updated to reflect the City's changing needs. The CIP is meant to contain projects that fulfill these long-term needs and goals.

## City of Columbia Master Plans

- Community Development Department Master Plans
  - Sidewalks
  - Bicycles
  - Columbia Imagined: The Plan for How We Live and Grow
  - 2040 Long Range Transportation Plan
  - Metro Greenbelt/Trails
  - CATSO Major Roadway Plan and Transportation Improvement Plan
- Fire Master Plan
- Airport Master Plan
- Parks and Recreation Master Plan
- Transit: Long Range Plan, Para-Transit, CBD
- Wastewater and Storm Water Integrated Management Plan
- Water and Light
  - Electrical distribution
  - Water distribution
  - Water system
- COLT (Railroad)
- Downtown Columbia Charrette Report (2010)



## How is the CIP Document organized?

The CIP Document is grouped by department and includes a department narrative, a cover page with actuals from prior two years, anticipated current year, and proposed upcoming year, and report pages for all projects planned within the next five years. Each narrative includes information on what projects are upcoming, an update on current projects, and details on how projects in the department are funded.

The cover page includes information on the upcoming fiscal year as well as the prior three years. A graph shows the life-to-date authority compared to the actual expenditures, per department. Capital Improvement Projects are budgeted life-to-date, which means that authority budgeted in one fiscal year may be spent in another fiscal year. Directly below the graph is the data that feeds the graph. The information here shows the life-to-date authority, or appropriation. The table shows the expenditures in three categories: Prior Year Expenditures, Current Year Expenditures, and Encumbrances. The Total Remaining Authority by year is the Life-to-Date Appropriation less those three expenditures. The amount in the Proposed FY 25 column reflects the remaining authority, plus the total amount of appropriations planned for FY 25. The Fiscal Impact section of the summary page details the planned funding sources for FY 25 – where relevant, a pie graph is featured.

The report pages include information such as the name of the project, status, ward, fiscal year construction begins, the total amount appropriated, amount spent to date, funding still needed, and any amounts that are unfunded and/or will require passage of a future ballot in order to be funded and proceed. If a funding source shows a negative amount, it is likely that the negative amount was transferred to another project.

## How is the CIP developed?

The CIP begins as a planning document, which gives the City an opportunity to prioritize and coordinate existing and future capital project needs. It is prepared under the direction of the City Manager with the assistance of the Planning and Finance Departments. The City staff review of capital projects has proven to be almost a year-round process, with all city departments continually reexamining and prioritizing their capital needs. However, the capital financing process is most involved from January through May each year. During this period City staff is responsible for compiling project needs, reviewing cost estimates, identifying financing options and planning a program schedule. Meetings are scheduled with each department to review, add, modify and prioritize all project requests. The Planning and Zoning Commission are invited to review the CIP Dashboard in June. The proposed CIP is considered by City Council during the annual budget process. Following approval from the Council, it then becomes a financial document so the City can determine capital projects that are within its current and future fiscal capacity. A summary of the CIP process is provided:

---

Schedule	Task
January	Projects are discussed within departments
February	Project priorities are discussed between departments and City administration
March	Final project requests are submitted by departments
March/April	Requests are reviewed by the City Manager and updated online on the CIP Dashboard.
June/July	The Planning & Zoning Commission reviews the CIP Dashboard.
July	Public hearing is held on the CIP. A five year CIP, with funding needs, is presented to Council with the budget document and the public is given the opportunity to comment.
August	Budget hearings are held. The public has additional opportunities to comment.
September	Budget hearing incorporating final revisions and adoption of yearly CIP with approved adjustments. Revised CIP document is prepared to reflect any changes made during the budget process.

Deciding which CIP projects to move forward and determining project timing are both very important to serving the needs of the City of Columbia. During the initial stages of the annual CIP process, departments prioritize CIP project requests based on six different categories ranging from Urgent to Deferrable. Using common criteria for determining and prioritizing CIP projects is critical to formulating long-term and short-term plans that reflect the City's values and goals.

Various citizen committees may be formed and appointed by the Council to evaluate projects to be funded through proposed ballot issues. A recent example was the committee formed to assist with passage of the Transportation Sales Tax issue approved by voters in November 2005, which included a list of priority projects to be funded by this tax as part of the CIP.

## How are projects in the CIP funded?

The City of Columbia Finance Department evaluates the City's ability to pay for proposed capital projects. This is accomplished by reviewing past revenue and expenditure trends, as well as forecasting future revenues and expenditures for the course of the CIP period. The purpose of this process is to determine the amount of revenue, reserves, and fund balances available from existing sources to pay for capital investments to meet community needs. The following is a list of funding sources for City of Columbia CIP:

### Capital Improvement Sales Tax

The City of Columbia uses the Capital Improvement Sales Tax (CIST) to meet capital needs for Public Safety and Transportation. This is a temporary one-quarter cent (0.25%) sales tax which was first approved in 1991 and must be approved by voters to be extended. In August 2024, voters approved the extension of the sales tax which will expire on December 31, 2035.



**Parks Sales Tax**

Columbia voters approved a one-quarter cent (0.25%) Parks Sales Tax in April, 2000. Half of this tax, or one-eighth cent (0.125%), is a permanent tax to support operational costs as well as limited capital projects. The remaining one-eighth cent is temporary and must be presented to the voters to be extended. This temporary portion has been used for capital projects, including construction of new parks and trails. The current one-eighth temporary tax was extended by voters in November 2021, for ten years, and will expire March 30, 2032.

**Development Charges**

When a building permit is issued for new construction, the City of Columbia assesses a fee, currently \$0.50 per square foot. Revenue from this fee is used for construction of collector and arterial streets.

**County Revenue**

This revenue originates with Boone County's one-half cent (0.50%) sales tax for road and bridge maintenance. Boone County has agreed to share a portion of the revenue with local municipalities. The City of Columbia utilizes this funding source to improve, maintain, construct, and repair city streets and roads. This County tax was renewed by voters in 2018 for a 10-year period, and expires in 2028.

**Transportation Sales Tax Fund**

This fund accounts for the City's one-half cent (0.50%) sales tax used to fund transportation-related projects. Examples include the public mass transportation system, construction and maintenance of streets, roads, bridges, and airports, to the extent of tax revenues.

**Designated Loan Fund**

This fund includes monies set aside to provide loans to various Enterprise and Special Revenue Funds.

**Public Improvement Fund**

The Public Improvement Fund was established to account for and disburse the portion of 1% General Revenue sales tax proceeds which have been allocated for the Capital Improvement Plan. The fund receives a portion of the city sales tax and is allocated for a wide range of public improvements to the City which includes general government projects. The amount of the one cent General Fund Sales Tax allocated to capital improvements from FY 01 to FY 19 was 4.1%. In FY 20, City Council approved an amendment to reallocate 2.1% of the General Sales tax back to the General Fund. In FY 26, there will be no additional allocation to the Public Improvement Fund.

**Bond Funds**

Utility funds (Water, Electric, and Sewer) may obtain voter approval for bond issues to help finance their capital project needs.

**Enterprise Revenue**

Enterprise Funds (Railroad, Water, Electric, Airport, Solid Waste, Sewer, Storm Water, Transit, and Parking) generate their own revenue which may be used to finance their capital project needs.

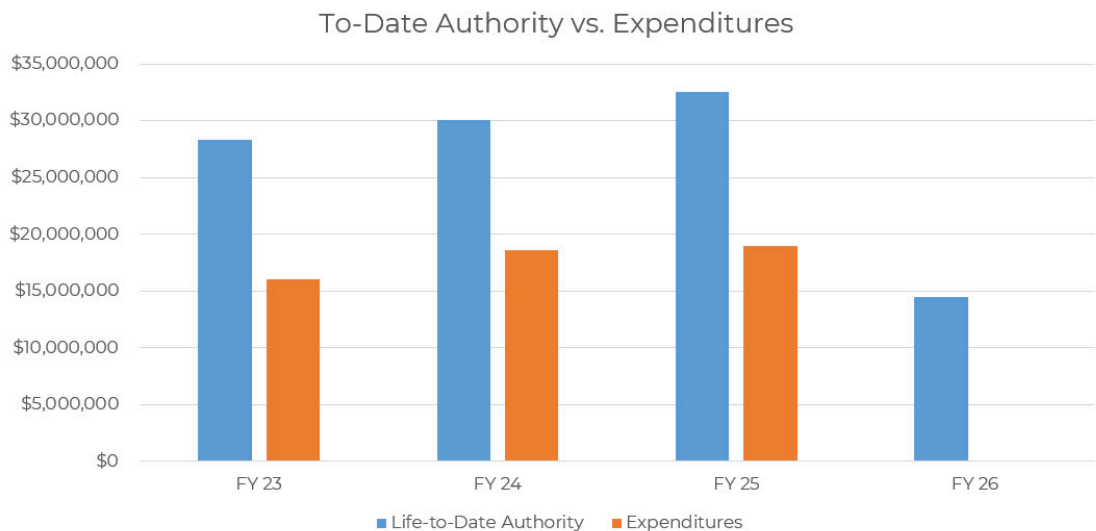
---

# General Government Capital Projects

Photo Credit: Randy Hughes, Capture CoMo 2026

## To-Date Authority vs. Expenditures

Fund 44008810



## Capital Projects Authority

	Actual FY 23	Actual FY 24	Anticipated FY 25
Total Life to Date Appropriation	\$28,332,602	\$30,038,475	\$32,536,065*
Prior Year Expenditures	\$14,702,129	\$18,023,883	\$18,570,117*
Current Year Expenditures	\$1,302,416	\$571,558	\$423,674**
Encumbrances	\$689,849	\$188,747	\$968,567*
Total Remaining Authority	\$11,638,208	\$11,254,287	\$12,573,707

\* This is current as of July 2025

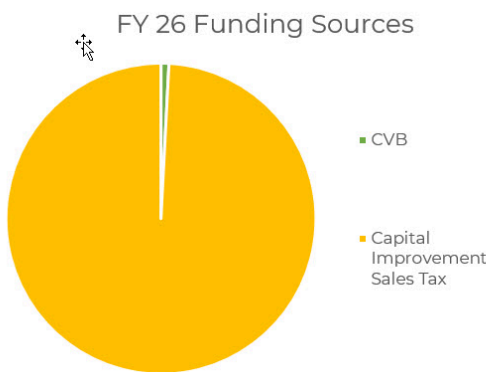
\*\* Includes estimate from department

\*\*\* Includes FY 26 budget request of \$1,915,000

Note: Capital Projects are budgeted Life-to-Date. This means funding appropriated in one year may be spent in another.

## Fiscal Impact

Projects planned in FY 26 are funded through the Capital Improvement Sales Tax and Convention and Visitor's Bureau.

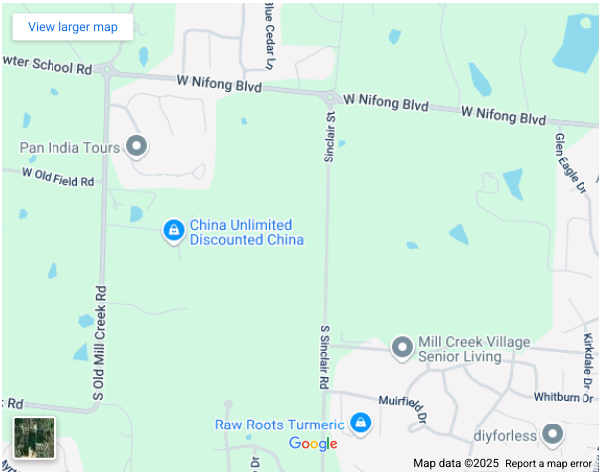




# Addl Salt Storage Building (Mun Serv Center S) - 00632

General Government - Capital Improvement Project

Photo Credit: Julie Jung, Capture CoMo 2024



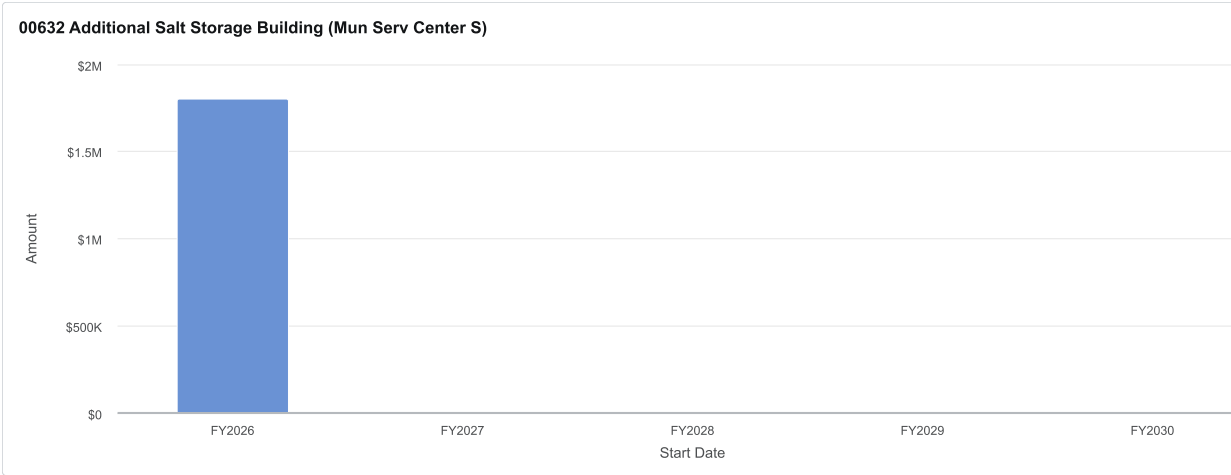
### Project Details

- **Project Description:** Land purchase and additional salt dome in the south west portion of Columbia. Fueling, and PW facilities will be added to create Municipal Service Center #2.
- **Ward:** Citywide
- **Anticipated Completion Date:** Ongoing

### Project Funding Information

- **Total Appropriated:** \$2,895,000
- **Needs Appropriated:** \$0
- **Actual Budget:** \$4,695,000
- **Prior Year Ending Balance:** \$2,805,023
- **Project Funding Sources:** Capital Improvement Sales Tax

### Future Appropriations



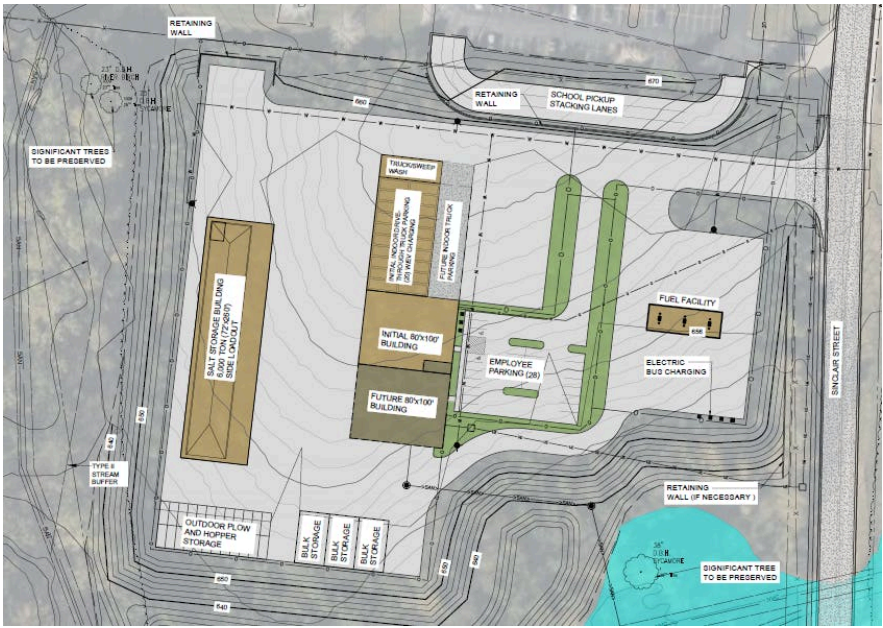
Data Updated: Jul 10, 2025, 7:11 AM

Annual Project Expenditures

Additional Salt Storage Building - 00632

	FY 21 Actual	FY 22 Actual	FY 23 Actual	FY 24 Actual	FY 25 Actual
Capital Projects	\$4,542	\$1,777	\$21,699	\$24,060	\$120,933
TOTAL	\$4,542	\$1,777	\$21,699	\$24,060	\$120,933

Project Overview

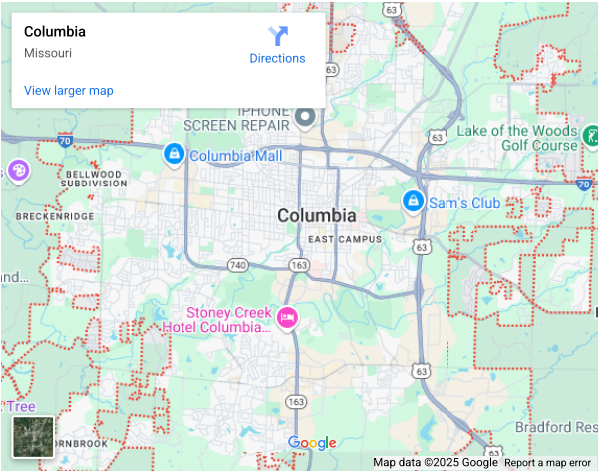




# Public Buildings Major Maintenance Renovation - 00021

General Government - Capital Improvement Project

Photo Credit: Julie Jung, Capture CoMo 2024



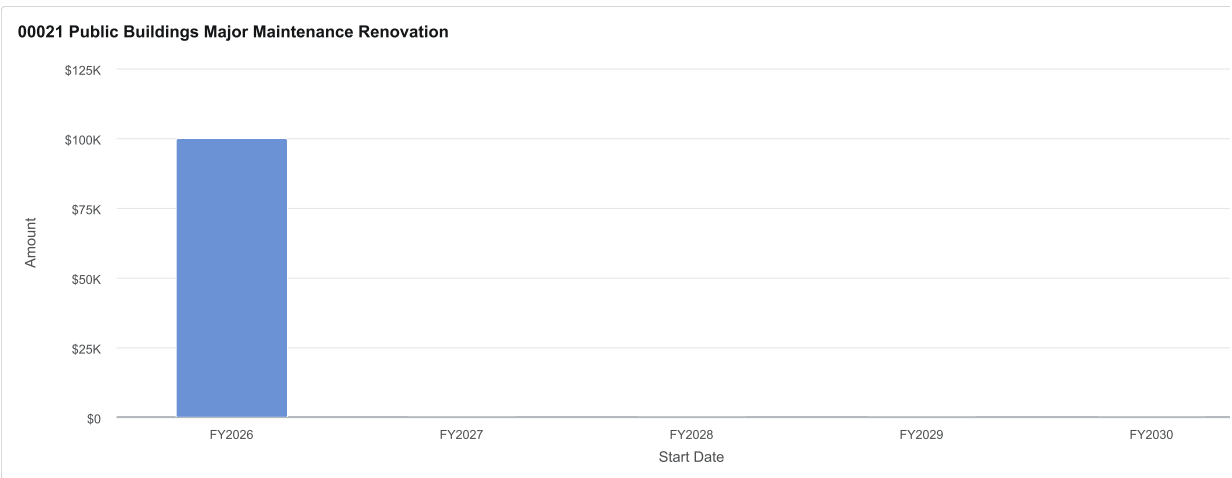
## Project Details

- **Project Description:** Funding for major work needed on City-owned buildings.
- **Ward:** Citywide
- **Anticipated Completion Date:** Ongoing

## Project Funding Information

- **Total Appropriated:** \$1,187,033.27
- **Needs Appropriated:** \$0
- **Actual Budget:** \$1,187,033.27
- **Prior Year Ending Balance:** \$372,984
- **Project Funding Sources:** General Fund, Capital Project Interest

## Future Appropriations



Data Updated: Jul 10, 2025, 7:11 AM

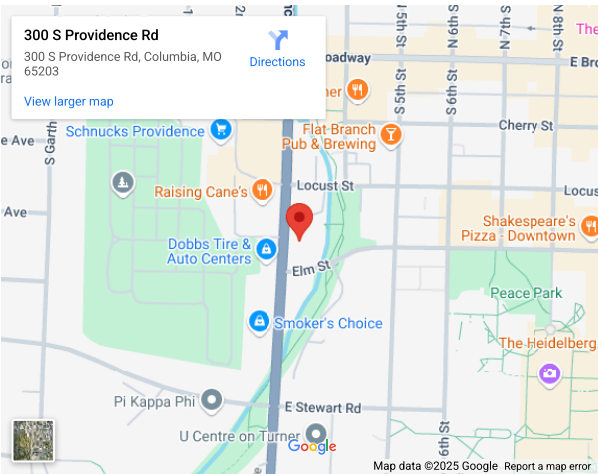
## Annual Project Expenditures

Public Buildings Major Maintenance Renovations 00021					
	FY 21 Actual	FY 22 Actual	FY 23 Actual	FY 24 Actual	FY 25 Actual
Transfers	\$10,100	\$20,000	\$0	\$289,000	\$0
TOTAL	\$10,100	\$20,000	\$0	\$289,000	\$0

# Walton Building Capital Improvement - 00587

General Government - Capital Improvement Project

Photo Credit: Julie Jung, Capture CoMo 2024



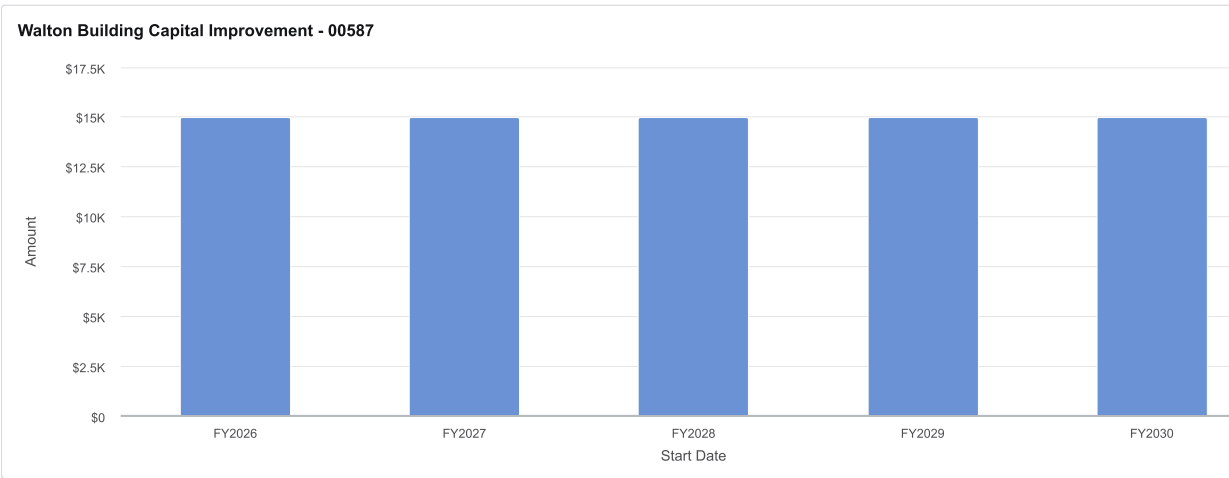
## Project Details

- **Project Description:** Major capital improvements at the Walton Building, including parking lot and roof replacement.
- **Ward:** Citywide
- **Anticipated Completion Date:** Ongoing

## Project Funding Information

- **Total Appropriated:** \$752,959.20
- **Needs Appropriated:** \$75,000
- **Actual Budget:** \$827,959.20
- **Prior Year Ending Balance:** \$130,277
- **Project Funding Sources:** Convention & Visitor's Bureau

## Future Appropriations



Data Updated: Jul 10, 2025, 7:11 AM

## Annual Project Expenditures

00587 Walton Bldg Cap Improv					
	FY 21 Actual	FY 22 Actual	FY 23 Actual	FY 24 Actual	FY 25 Actual
WALTON BLDG CAP IMPROV	\$0	\$119,363	\$0	\$60,487	\$0
TOTAL	\$0	\$119,363	\$0	\$60,487	\$0

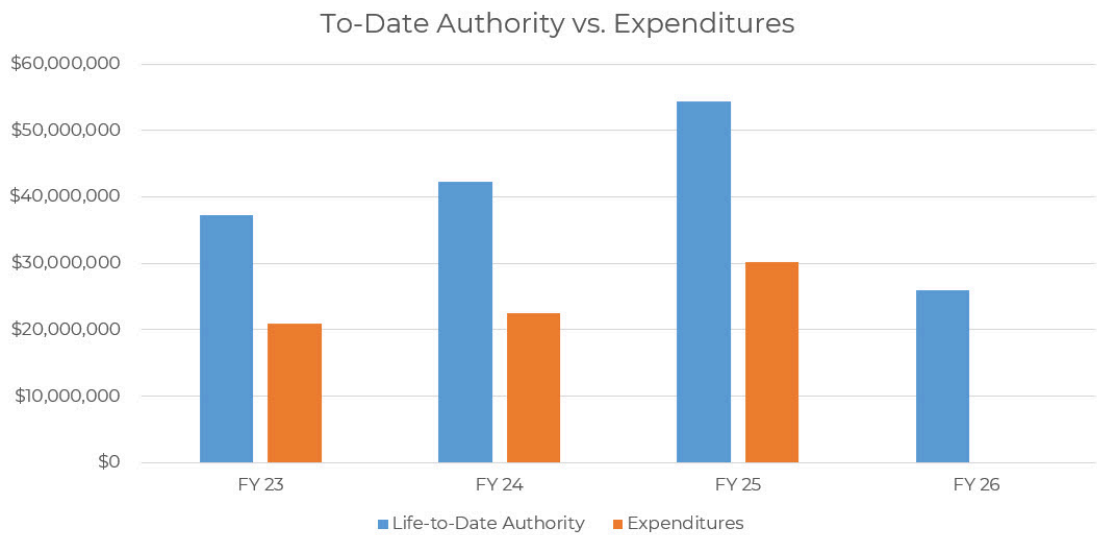


# Parks & Recreation Capital Projects

Photo Credit: Randy Hughes, Capture CoMo 2026

## To-Date Authority vs. Expenditures

Fund 44008850



## Capital Projects Authority

	Actual FY 23	Actual FY 24	Anticipated FY 25
Total Life to Date Appropriation	\$37,266,525	\$42,215,315	\$54,386,868
Prior Year Expenditures	\$18,704,190	\$18,298,599	\$24,737,372*
Current Year Expenditures	\$2,261,236	\$4,240,109	\$5,482,252**
Encumbrances	\$1,291,910	\$8,771,721	\$5,277,454*
Total Remaining Authority	\$15,009,189	\$10,904,886	\$18,889,790

\* This is current as of July 2025

\*\* Includes estimate from department

\*\*\* Includes FY 26 budget request of \$6,990,000

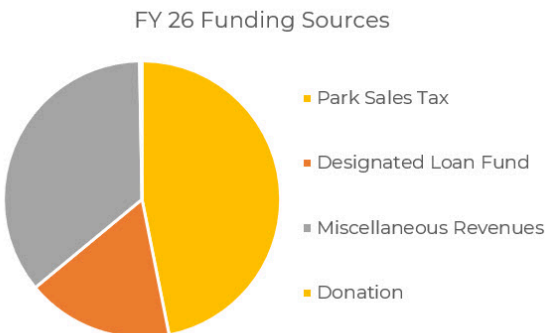
Note: Capital Projects are budgeted Life-to-Date. This means funding appropriated in one year may be spent in another.

## Fiscal Impact

Parks and Recreation Capital Projects are primarily funded through the Park Sales Tax. This tax was renewed by the voter's in FY 21.

In FY 26, Parks and Recreation is funding \$6,990,000 for seventeen projects, including Albert-Oakland Family Aquatic Center improvements, Northeast Regional Park Development, and annual improvements.

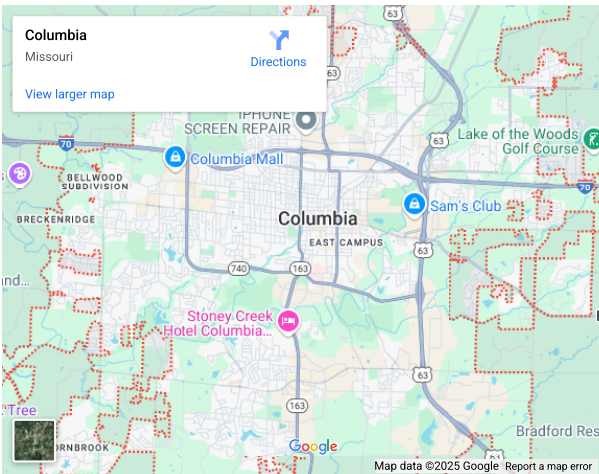
Note: In FY 24, Rec Services and Parks and Recreation capital projects were combined into one fund.



# ADA Compliance Phase II - 00663

Parks & Recreation - Capital Improvement Project

Photo Credit: David Spear, Capture CoMo 2024



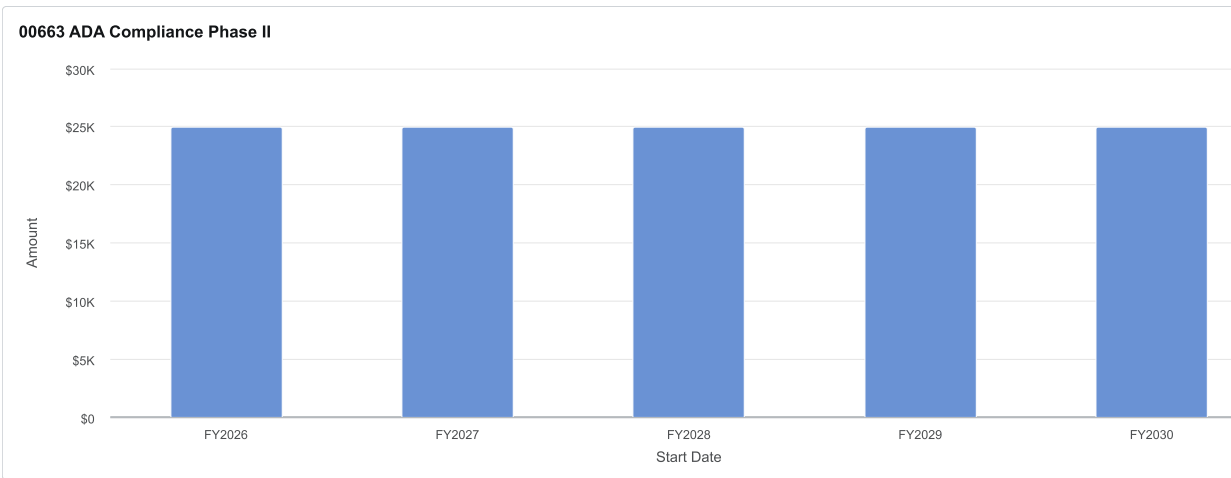
## Project Details

- **Project Description:** Bringing existing parks, playgrounds, and Parks & Rec managed facilities into compliance with the Americans with Disabilities Act. Projects based on a report developed by Gerald Morgan, P.A. at MU.
- **Ward:** Citywide
- **Anticipated Completion Date:** Ongoing

## Project Funding Information

- **Total Appropriated:** \$229,800
- **Needs Appropriated:** \$175,000
- **Actual Budget:** \$404,800
- **Prior Year Ending Balance:** \$31,896
- **Project Funding Sources:** Parks Sales Tax

## Future Appropriations



## Annual Project Expenditures

ADA Compliance Phase II 00663					
	FY 21 Actual	FY 22 Actual	FY 23 Actual	FY 24 Actual	FY 25 Actual
Services	\$0	\$2,981	\$33,802	\$2,693	\$30,641
Materials & Supplies	\$41,542	\$3,006	\$694	\$16,340	\$492
TOTAL	\$41,542	\$5,987	\$34,496	\$19,034	\$31,133

# Albert-Oakland Family Aquatic Center Improvements - 00965

Parks & Recreation - Capital Improvement Project

Photo Credit: David Spear, Capture CoMo 2024



### Project Details

- **Project Description:** Renovations could include upgrades to the plumbing/mechanical room, the installation of an ADA/zero entry to the pool, water features, shade structures, as well as updating the diving boards and ADA pool chair lift.
- **Ward:** 2
- **Anticipated Completion Date:** 2027

### Project Funding Information

- **Total Appropriated:** \$0
- **Needs Appropriated:** \$4,000,000
- **Actual Budget:** \$4,000,000
- **Prior Year Ending Balance:** \$0
- **Project Funding Sources:** Parks Sales Tax, Designated Loan, Capital Project Interest

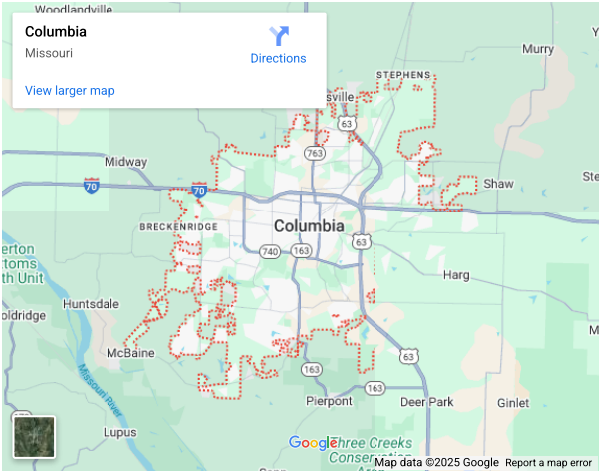
### Future Appropriations



# Annual Land Acquisition & Preservation - 00662

Parks & Recreation - Capital Improvement Project

Photo Credit: David Spear, Capture CoMo 2024



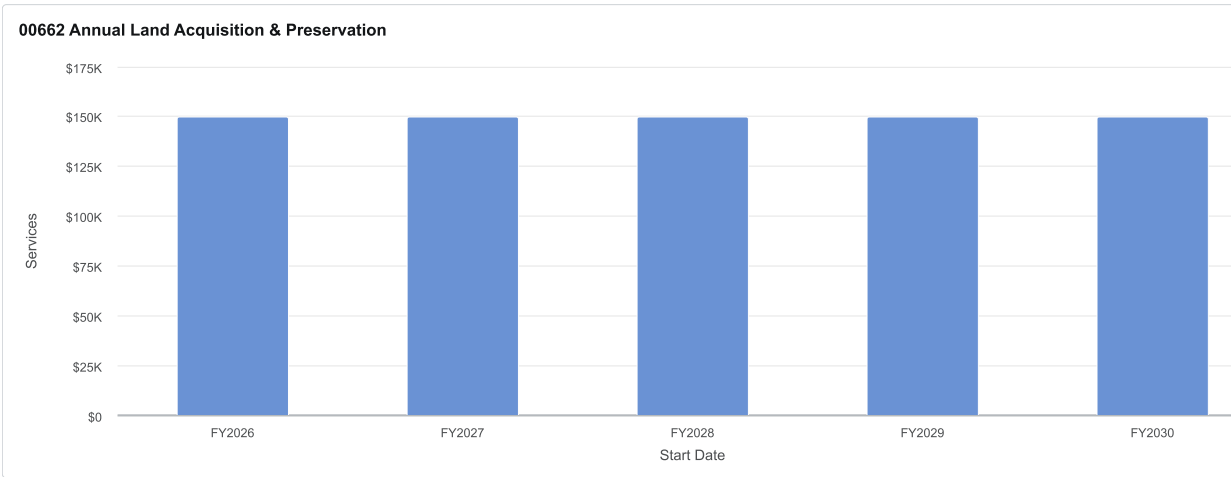
### Project Details

- **Project Description:** Land acquisition for all park types (neighborhood, community, regional, special purpose), greenways, and natural areas.
- **Ward:** Citywide
- **Anticipated Completion Date:** Ongoing

### Project Funding Information

- **Total Appropriated:** \$2,500,000
- **Needs Appropriated:** \$2,125,000
- **Actual Budget:** \$4,625,000
- **Prior Year Ending Balance:** \$557,850
- **Project Funding Sources:** Parks Sales Tax, Donations

### Future Appropriations



Data Updated: Jul 02, 2025, 7:11 AM

### Annual Project Expenditures

Annual Land Acquisition & Preservation 00662

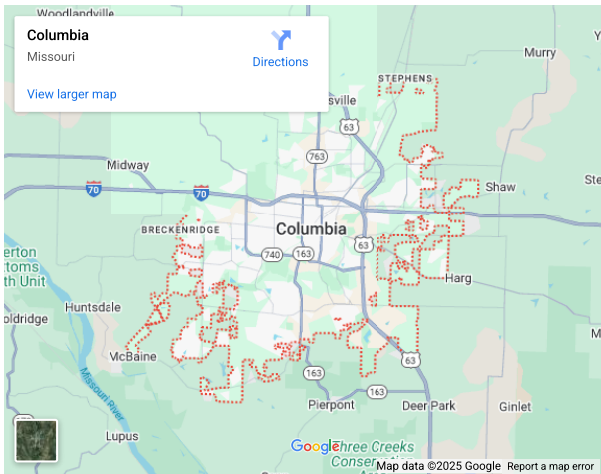
	FY 21 Actual	FY 22 Actual	FY 23 Actual	FY 24 Actual	FY 25 Actual
Services	\$0	\$702,366	\$262,291	\$975,561	\$59,372
TOTAL	\$0	\$702,366	\$262,291	\$975,561	\$59,372



# Annual Trails - 00673

Parks & Recreation - Capital Improvement Project

Photo Credit: David Spear, Capture CoMo 2024



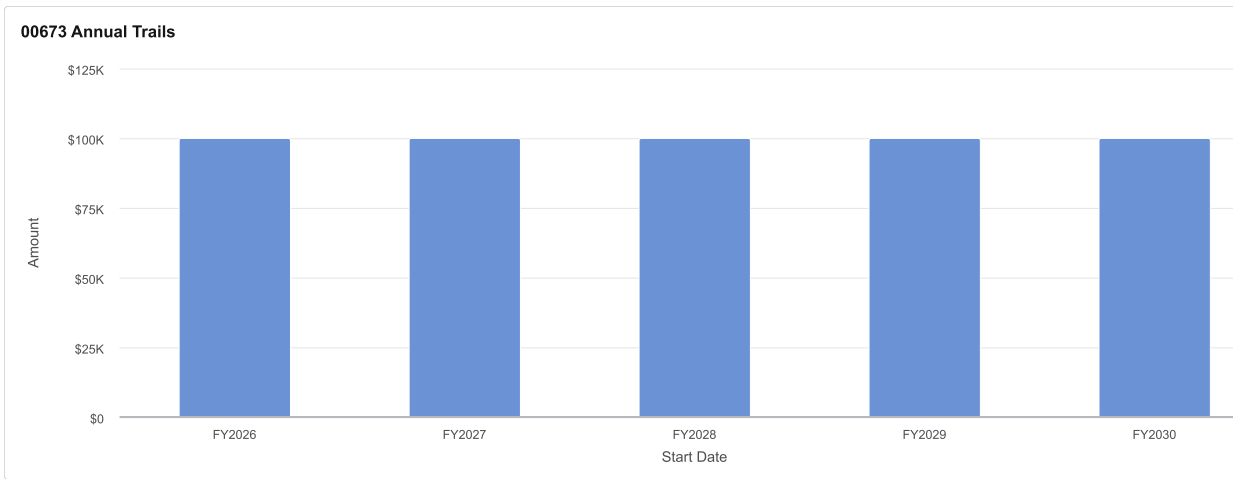
## Project Details

- **Project Description:** Funds used to either acquire, construct, or repair new and existing trails and trail related amenities such as bridges. May also be used as a match for future grants.
- **Ward:** Citywide
- **Anticipated Completion Date:** Ongoing

## Project Funding Information

- **Total Appropriated:** \$1,263,683
- **Needs Appropriated:** \$700,000
- **Actual Budget:** \$1,963,683
- **Prior Year Ending Balance:** \$142,167
- **Project Funding Sources:** Parks Sales Tax, Grant funds

## Future Appropriations



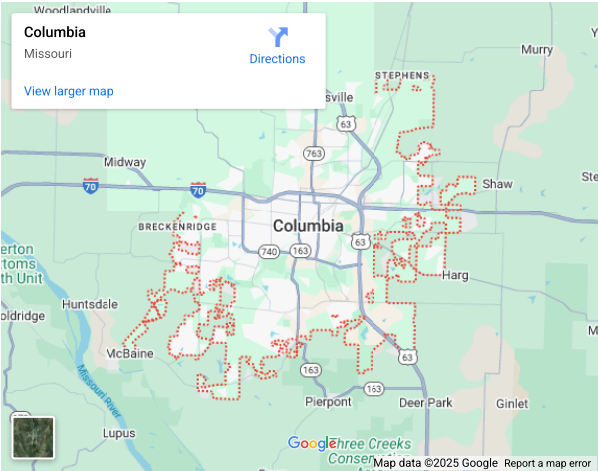
## Annual Project Expenditures

Annual Trails 00673					
	FY 21 Actual	FY 22 Actual	FY 23 Actual	FY 24 Actual	FY 25 Actual
Services	\$4,079	\$79,079	\$58,945	\$91,447	\$304,749
Materials & Supplies	\$121,160	\$34,773	\$43,476	\$39,978	\$37,379
TOTAL	\$125,239	\$113,852	\$102,421	\$131,425	\$342,128

# City School Park Improvements - 00249

Parks & Recreation - Capital Improvement Project

Photo Credit: David Spear, Capture CoMo 2024



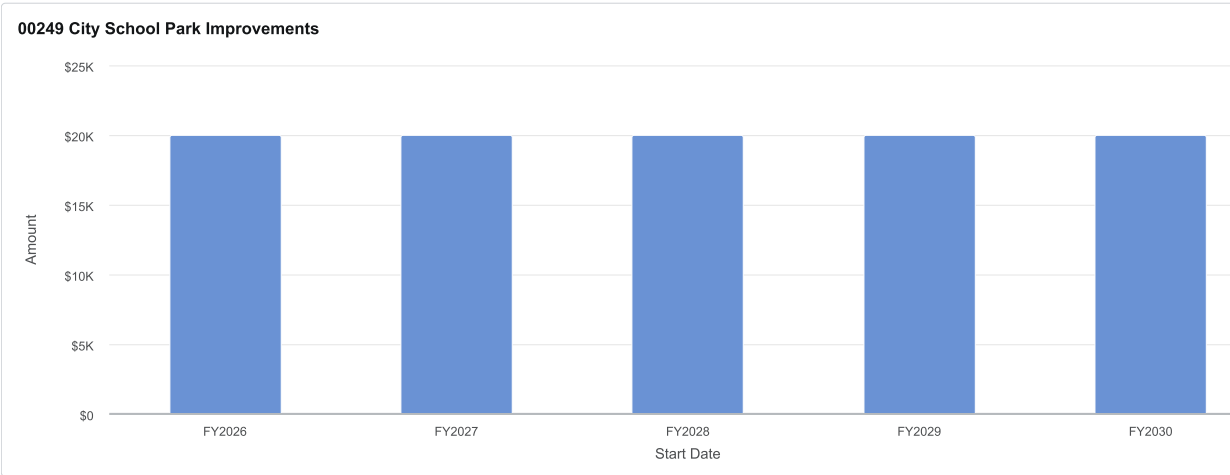
### Project Details

- **Project Description:** Annual funds for improvements to playgrounds and other shared facilities on school property.
- **Ward:** Citywide
- **Anticipated Completion Date:** Ongoing

### Project Funding Information

- **Total Appropriated:** \$620,015
- **Needs Appropriated:** \$140,000
- **Actual Budget:** \$760,015
- **Prior Year Ending Balance:** \$303,232
- **Project Funding Sources:** Parks Sales Tax

### Future Appropriations



Data Updated: Jul 10, 2025, 7:11 AM

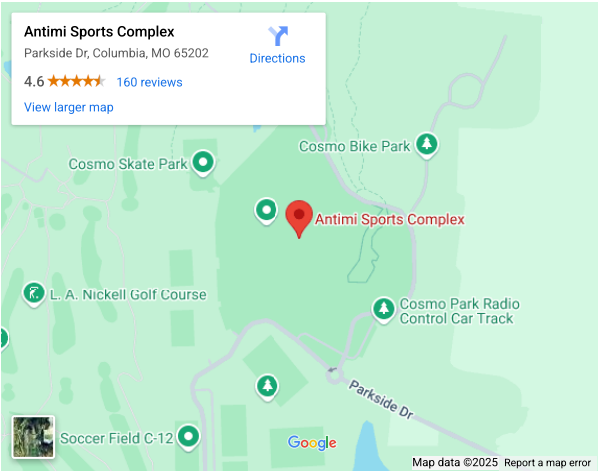
### Annual Project Expenditures

Annual Land Acquisition & Preservation 00662					
	FY 21 Actual	FY 22 Actual	FY 23 Actual	FY 24 Actual	FY 25 Actual
Services	\$0	\$702,366	\$262,291	\$975,561	\$59,372
TOTAL	\$0	\$702,366	\$262,291	\$975,561	\$59,372

# Cosmo Rec Area: Antimi Sports Complex Improvements - 00951

Parks & Recreation - Capital Improvement Project

Photo Credit: David Spear, Capture CoMo 2024



## Project Details

- **Project Description:** Renovations to the black and gold fields, as well as the two tee ball fields. Renovations include new backstops, dugouts, fencing improvements, and shade structures.
- **Ward:** 2
- **Anticipated Completion Date:** 2026

## Project Funding Information

- **Total Appropriated:** \$0
- **Needs Appropriated:** \$200,000
- **Actual Budget:** \$200,000
- **Prior Year Ending Balance:** \$0
- **Project Funding Sources:** Parks Sales Tax

## Future Appropriations

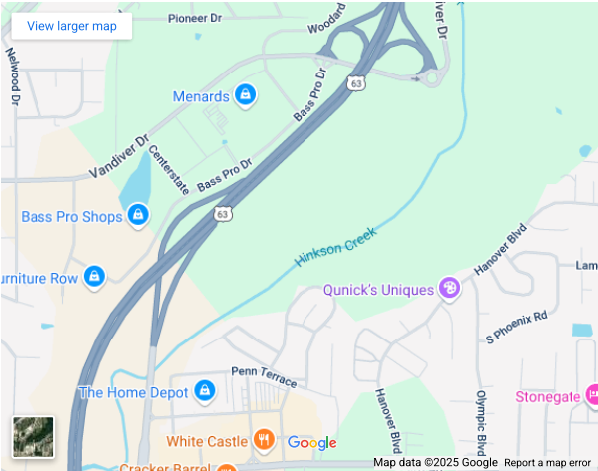


Data Updated: Jul 10, 2025, 7:11 AM

# Hinkson Creek Trail: Clark Lane to Vandiver - 00954

Parks & Recreation - Capital Improvement Project

Photo Credit: David Spear, Capture CoMo 2024



## Project Details

- **Project Description:** Proposed trail along Hinkson Creek that begins at Clark Lane and ends at the existing Vandiver Pedway. Approximate length is 1.4 miles.
- **Ward:** 3
- **Anticipated Completion Date:** Ongoing

## Project Funding Information

- **Total Appropriated:** \$0
- **Needs Appropriated:** \$1,240,000
- **Actual Budget:** \$1,240,000
- **Prior Year Ending Balance:** \$0
- **Project Funding Sources:** Parks Sales Tax

## Future Appropriations



Data Updated: Jul 10, 2025, 7:11 AM



# LOW Clubhouse Roof Replacement - 00948

Parks & Recreation - Capital Improvement Project

Photo Credit: David Spear, Capture CoMo 2024



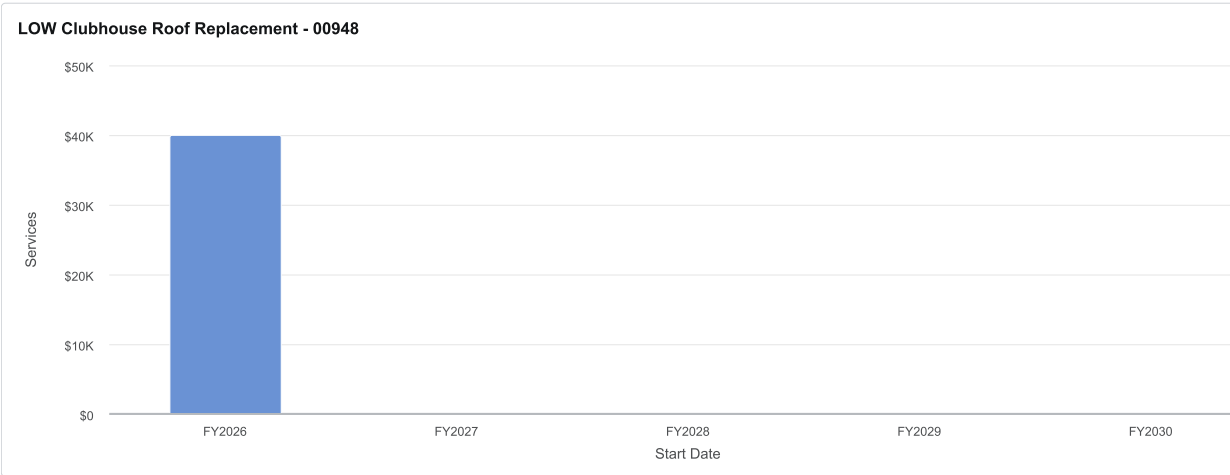
## Project Details

- **Project Description:** Replacing the 25+ year old roof at the Lake of the Woods Clubhouse.
- **Ward:** 3
- **Anticipated Completion Date:** 2026

## Project Funding Information

- **Total Appropriated:** \$0
- **Needs Appropriated:** \$40,000
- **Actual Budget:** \$40,000
- **Prior Year Ending Balance:** \$0
- **Project Funding Sources:** Parks Sales Tax

## Future Appropriations



Data Updated: Jul 10, 2025, 7:11 AM

# Northeast Event Center Roof & Insulation - 00946

Parks & Recreation - Capital Improvement Project

Photo Credit: David Spear, Capture CoMo 2024



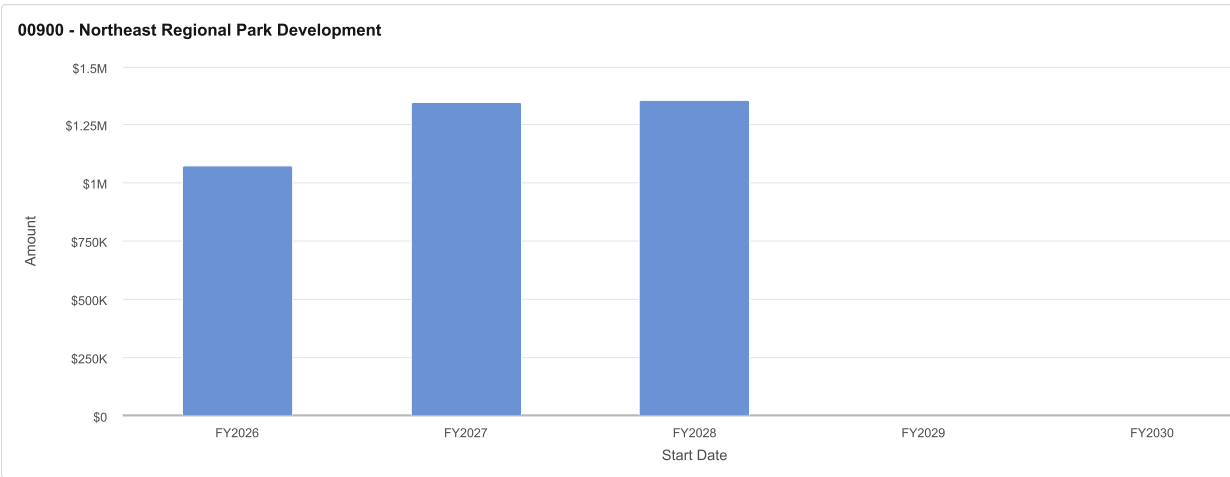
### Project Details

- **Project Description:** Resurface the roof and replace ceiling insulation at the Northeast Regional Park Event Center
- **Ward:** 3
- **Anticipated Completion Date:** 2026

### Project Funding Information

- **Total Appropriated:** \$200,00
- **Needs Appropriated:** \$45,000
- **Actual Budget:** \$445,000
- **Prior Year Ending Balance:** \$0
- **Project Funding Sources:** Parks Sales Tax

### Future Appropriations



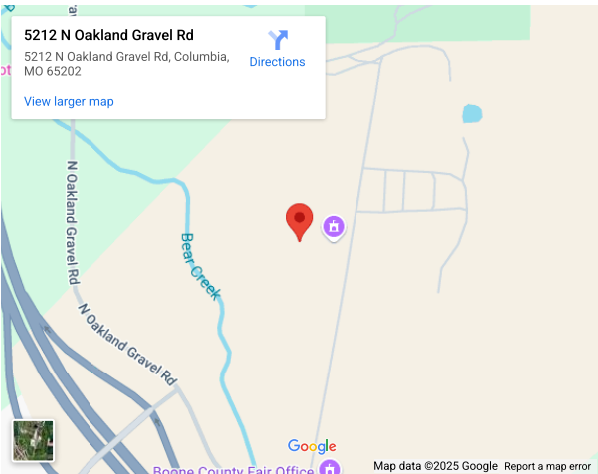
### Annual Project Expenditures

Northeast Event Center Roof & Insulation - 00946					
	FY 21 Actual	FY 22 Actual	FY 23 Actual	FY 24 Actual	FY 25 Actual
NORTHEAST EVENT CENTER ROOF IMPROV	\$0	\$0	\$0	\$0	\$12,550
TOTAL	\$0	\$0	\$0	\$0	\$12,550

# Northeast Regional Park Development - 00900

Parks & Recreation - Capital Improvement Project

Photo Credit: David Spear, Capture CoMo 2024



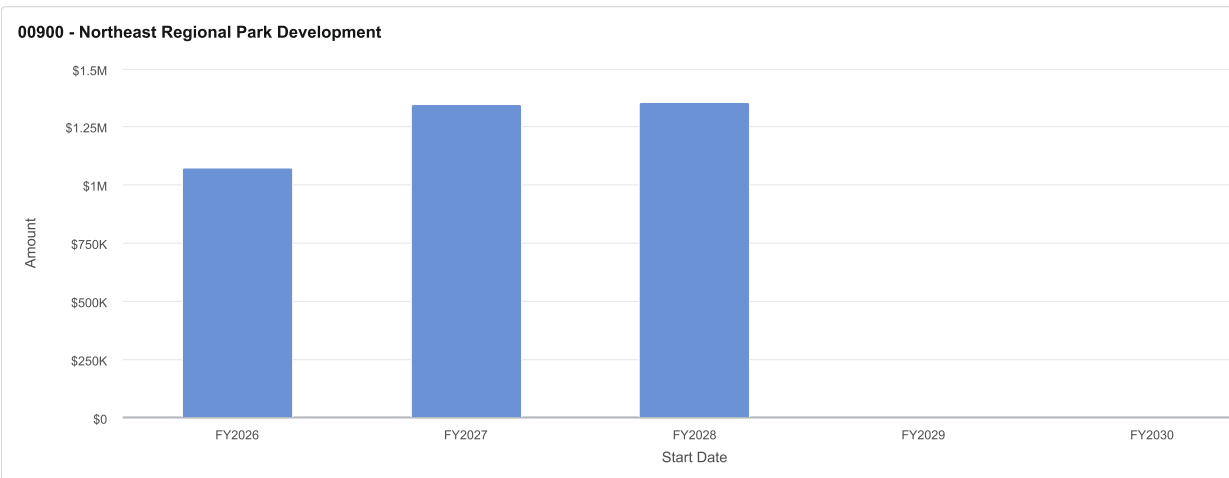
## Project Details

- **Project Description:** Development of the former fairgrounds property, including synthetic turf multi-purpose sports fields, indoor building improvements, construction of an 8-lane track with a synthetic multipurpose field, and 4 practice baseball fields. The project also includes utility upgrades, parking lot improvements, and LED lighting upgrades.
- **Ward:** 3
- **Anticipated Completion Date:** 2026

## Project Funding Information

- **Total Appropriated:** \$2,500,00
- **Needs Appropriated:** \$3,775,000
- **Actual Budget:** \$6,275,000
- **Prior Year Ending Balance:** \$0
- **Project Funding Sources:** Parks Sales Tax, Grants

## Future Appropriations

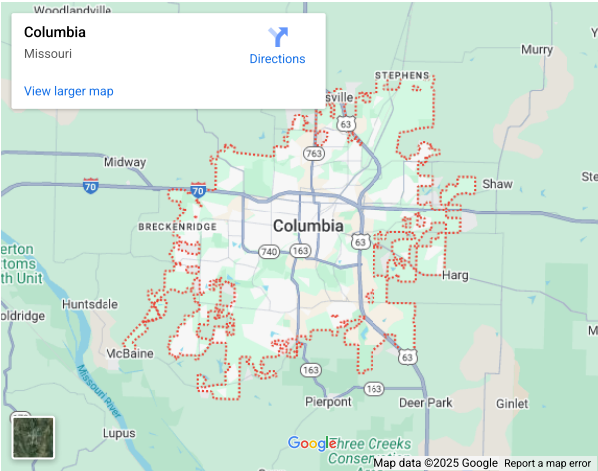


Data Updated: Jul 10, 2025, 7:11 AM

# Park Roads & Parking - 00242

Parks & Recreation - Capital Improvement Project

Photo Credit: David Spear, Capture CoMo 2024



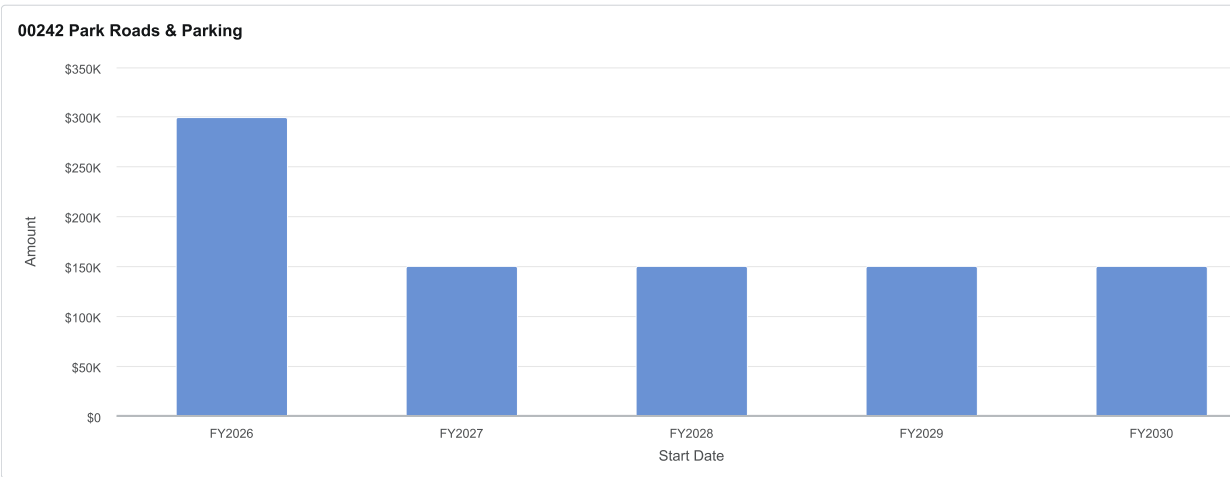
## Project Details

- **Project Description:** Annual improvements to roads and parking areas to provide an attractive and safe surface for park users.
- **Ward:** Citywide
- **Anticipated Completion Date:** Ongoing

## Project Funding Information

- **Total Appropriated:** \$3,130,677
- **Needs Appropriated:** \$1,200,000
- **Actual Budget:** \$4,330,677
- **Prior Year Ending Balance:** \$143,310
- **Project Funding Sources:** Parks Sales Tax

## Future Appropriations



## Annual Project Expenditures

Annual Land Acquisition & Preservation 00662

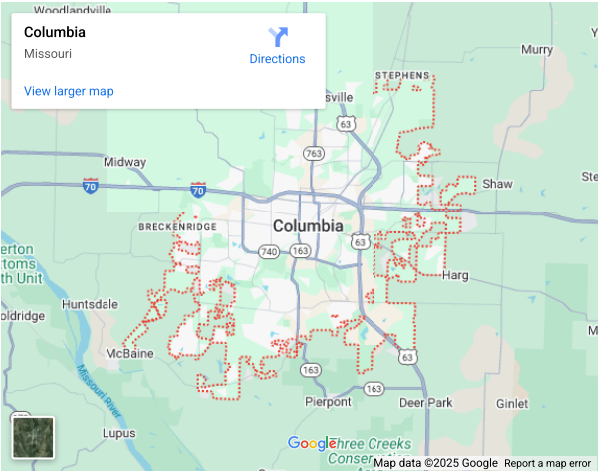
	FY 21 Actual	FY 22 Actual	FY 23 Actual	FY 24 Actual	FY 25 Actual
Services	\$0	\$702,366	\$262,291	\$975,561	\$59,372
TOTAL	\$0	\$702,366	\$262,291	\$975,561	\$59,372



# Park Security Improvements - 00869

Parks & Recreation - Capital Improvement Project

Photo Credit: David Spear, Capture CoMo 2024



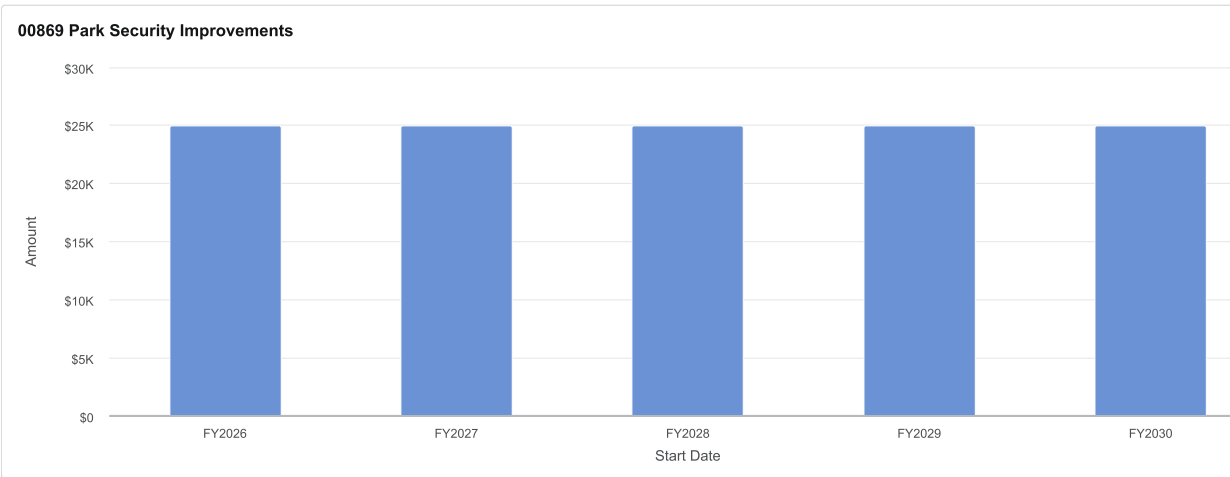
### Project Details

- **Project Description:** Add or replace security cameras, lighting, and public announcement systems in parks and facilities
- **Ward:** Citywide
- **Anticipated Completion Date:** Ongoing

### Project Funding Information

- **Total Appropriated:** \$60,000
- **Needs Appropriated:** \$125,000
- **Actual Budget:** \$185,000
- **Prior Year Ending Balance:** \$48,371
- **Project Funding Sources:** Parks Sales Tax

### Future Appropriations



### Annual Project Expenditures

Park Security Improvement 00869					
	FY 21 Actual	FY 22 Actual	FY 23 Actual	FY 24 Actual	FY 25 Actual
Materials & Supplies	\$0	\$0	\$0	\$0	\$32,336
Services	\$0	\$0	\$0	\$11,629	\$3,937
TOTAL	\$0	\$0	\$0	\$11,629	\$36,273

# Perche Creek Trail Phase II: Gillespie to Smith - 00834

Parks & Recreation - Capital Improvement Project

Photo Credit: David Spear, Capture CoMo 2024



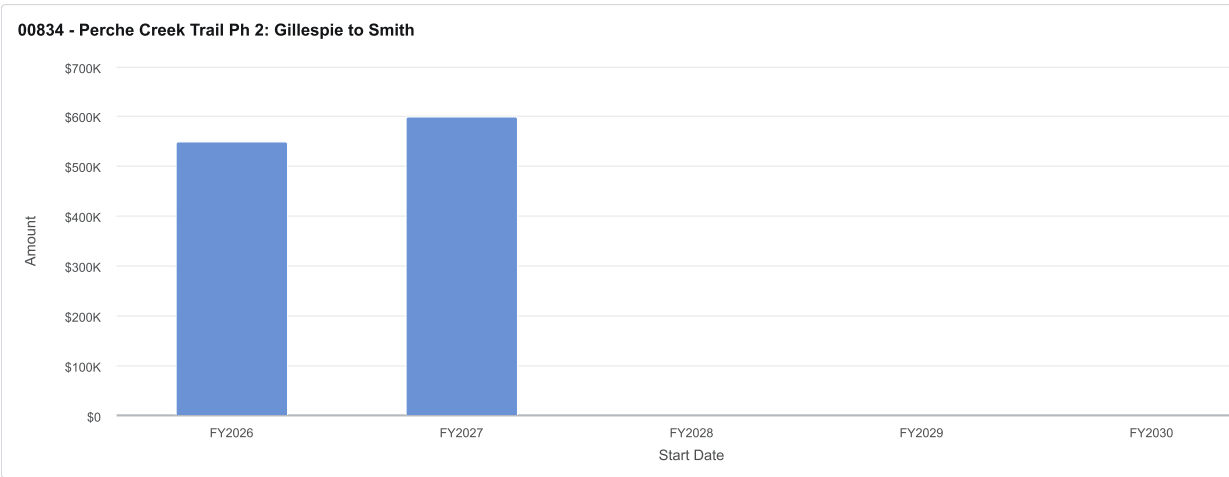
### Project Details

- **Project Description:** Connecting the Perche Creek Trail from Gillespie Bridge Road to Smith Drive, including 1.5 miles of trails and pedestrian bridge(s).
- **Ward:** 4
- **Anticipated Completion Date:** Ongoing

### Project Funding Information

- **Total Appropriated:** \$150,000
- **Needs Appropriated:** \$1,150,000
- **Actual Budget:** \$1,300,000
- **Prior Year Ending Balance:** \$0
- **Project Funding Sources:** Parks Sales Tax

### Future Appropriations



### Annual Project Expenditures

Perche Crk Trail Ph 2: Gillespie to Smith - 00834					
	FY 21 Actual	FY 22 Actual	FY 23 Actual	FY 24 Actual	FY 25 Actual
STRAWN PARK DISC GOLF IMPROVEMENTS	\$0	\$0	\$0	\$0	\$18,199
TOTAL	\$0	\$0	\$0	\$0	\$18,199

# Rock Quarry Tennis and Pickleball - 00949

Parks & Recreation - Capital Improvement Project

Photo Credit: David Spear, Capture CoMo 2024



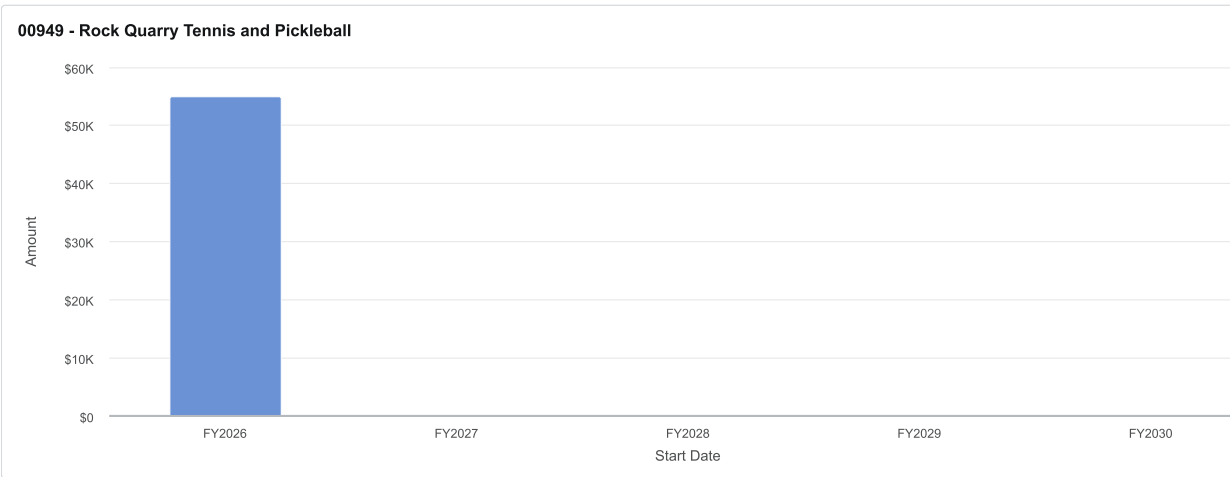
## Project Details

- **Project Description:** Crackfill and resurface (2) Tennis Courts for tennis and pickleball with new fencing.
- **Ward:** 6
- **Anticipated Completion Date:** 2026

## Project Funding Information

- **Total Appropriated:** \$0
- **Needs Appropriated:** \$55,000
- **Actual Budget:** \$55,000
- **Prior Year Ending Balance:** \$0
- **Project Funding Sources:** Parks Sales Tax

## Future Appropriations



Data Updated: Jul 10, 2025, 7:11 AM

# Rothwell Park Improvement - 00952

Parks & Recreation - Capital Improvement Project

Photo Credit: David Spear, Capture CoMo 2024



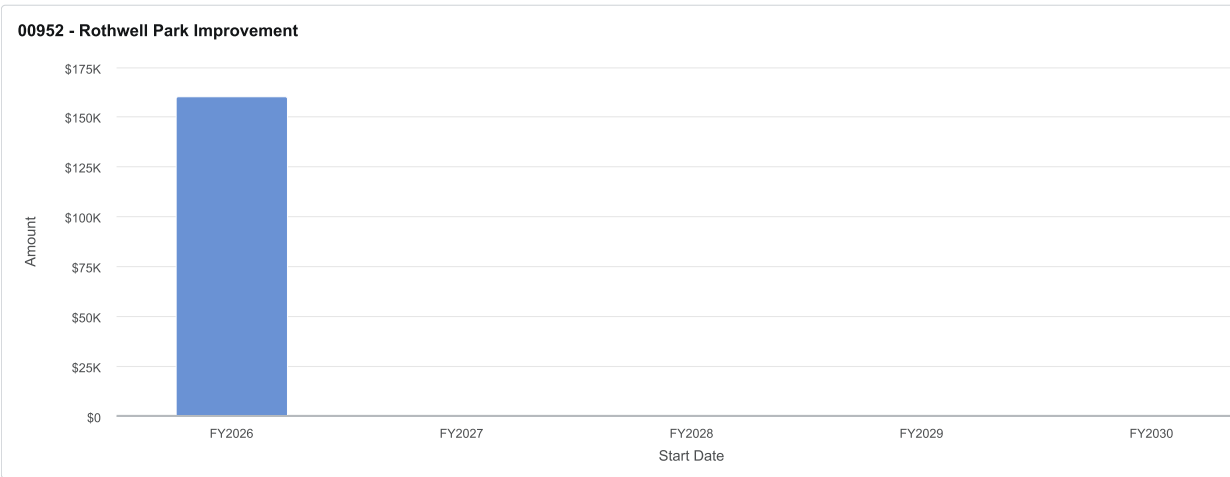
## Project Details

- **Project Description:** Replace the existing playground structure, retaining walls, and the small seating area.
- **Ward:** 4
- **Anticipated Completion Date:** 2026

## Project Funding Information

- **Total Appropriated:** \$0
- **Needs Appropriated:** \$160,000
- **Actual Budget:** \$160,000
- **Prior Year Ending Balance:** \$0
- **Project Funding Sources:** Parks Sales Tax

## Future Appropriations



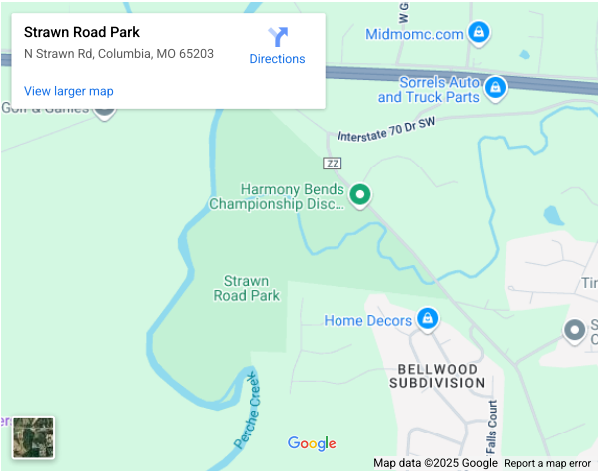
Data Updated: Jul 10, 2025, 7:11 AM



# Strawn Park Disc Golf Improvements - 00955

Parks & Recreation - Capital Improvement Project

Photo Credit: David Spear, Capture CoMo 2024



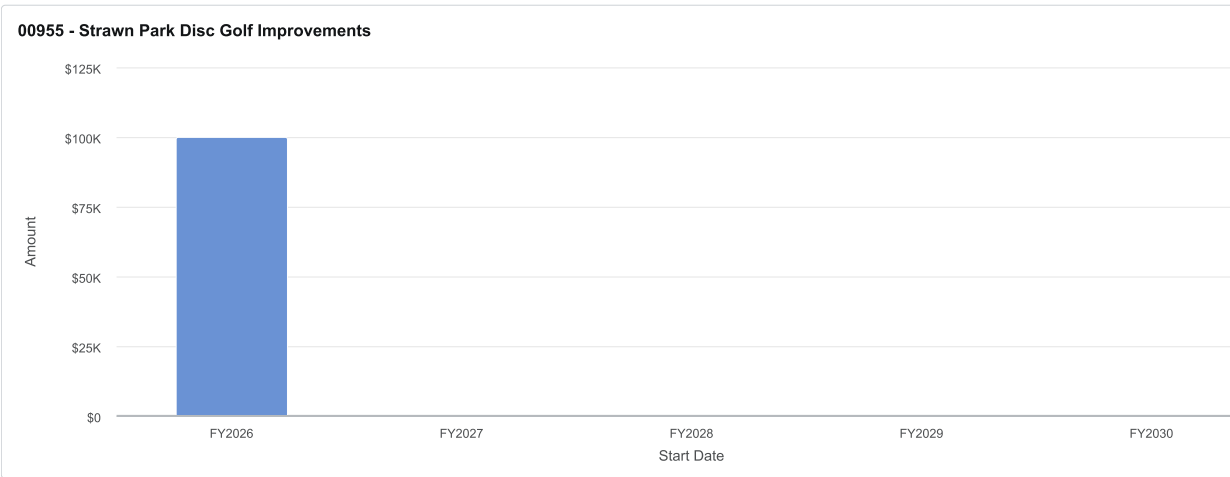
## Project Details

- **Project Description:** Includes the installation of 4 low water crossings and miscellaneous disc golf facility improvements at Strawn Park.
- **Ward:** 2
- **Anticipated Completion Date:** 2027

## Project Funding Information

- **Total Appropriated:** \$150,000
- **Needs Appropriated:** \$100,000
- **Actual Budget:** \$250,000
- **Prior Year Ending Balance:** \$0
- **Project Funding Sources:** Parks Sales Tax

## Future Appropriations



## Annual Project Expenditures

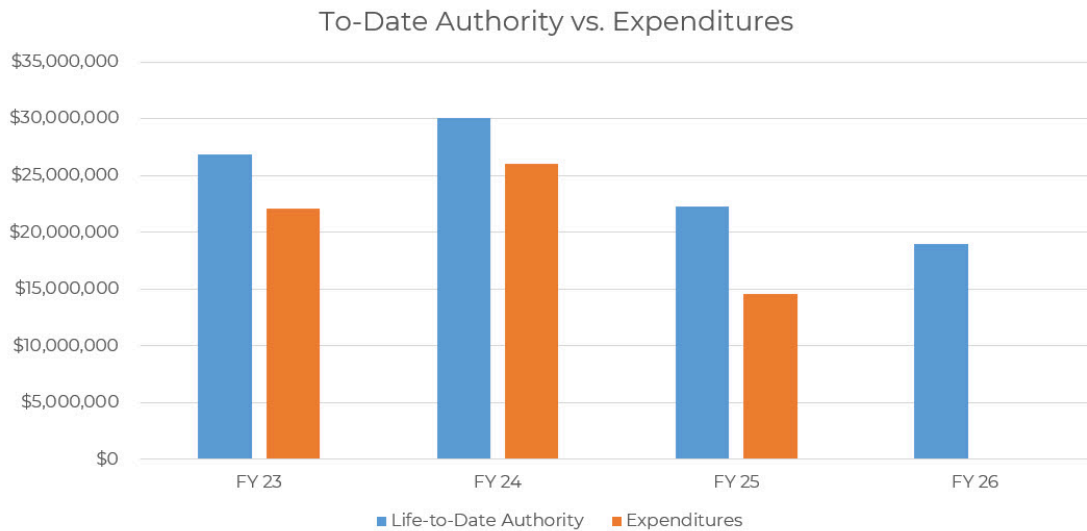
Strawn Park Disc Golf Improvements - 00955					
	FY 21 Actual	FY 22 Actual	FY 23 Actual	FY 24 Actual	FY 25 Actual
STRAWN PARK DISC GOLF IMPROVEMENTS	\$0	\$0	\$0	\$0	\$18,199
TOTAL	\$0	\$0	\$0	\$0	\$18,199

# Public Safety Capital Projects

Photo Credit: Randy Hughes, Capture CoMo 2026

## To-Date Authority vs. Expenditures

Fund 44008810



## Capital Projects Authority

	Actual FY 23	Actual FY 24	Anticipated FY 25
Total Life to Date Appropriation	\$26,858,418	\$30,061,867	\$22,281,381*
Prior Year Expenditures	\$14,988,963	\$23,737,687	\$13,467,533*
Current Year Expenditures	\$7,089,529	\$2,244,445	\$1,089,116**
Encumbrances	\$1,206,531	\$585,551	\$1,094,796*
Total Remaining Authority	\$3,573,395	\$3,494,184	\$6,629,936

\* This is current as of July 2025

\*\* Includes estimate from department

\*\*\* Includes FY 26 budget request of \$12,300,000

Note: Capital Projects are budgeted Life-to-Date. This means funding appropriated in one year may be spent in another.

## Fiscal Impact

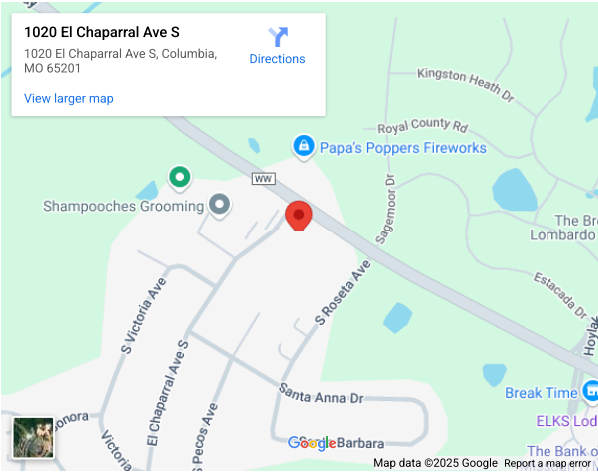
In FY 26, Public Safety capital improvement projects include Fire Station #10, replacing a 2015 Quint, and replacing a 2017 Engine.

Funding for Public Safety Capital Projects primarily comes from Capital Improvement Sales Tax.

# Fire Station #10 (East) - 00732

Public Safety - Capital Improvement Project

Photo Credit: David Spear, Capture CoMo 2024



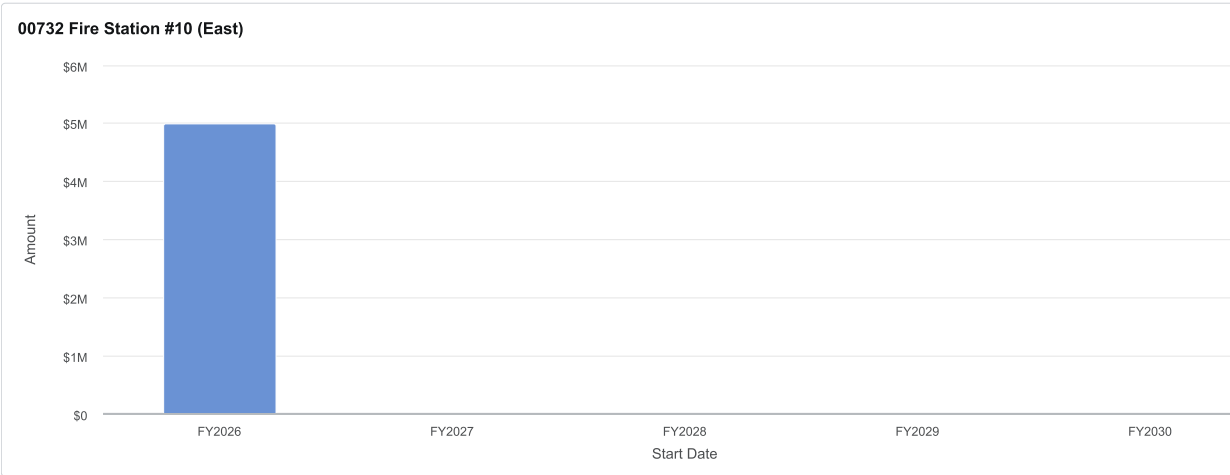
### Project Details

- **Project Description:** Additional Fire Station #10 to be built on the east side of town, at 1020 El. Chaparral.
- **Ward:** 6
- **Anticipated Completion Date:** Ongoing

### Project Funding Information

- **Total Appropriated:** \$2,952,993.69
- **Needs Appropriated:** \$5,000,000
- **Actual Budget:** \$7,952,993.69
- **Prior Year Ending Balance:** \$36,255
- **Project Funding Sources:** General Fund, Capital Improvement Sales Tax

### Future Appropriations



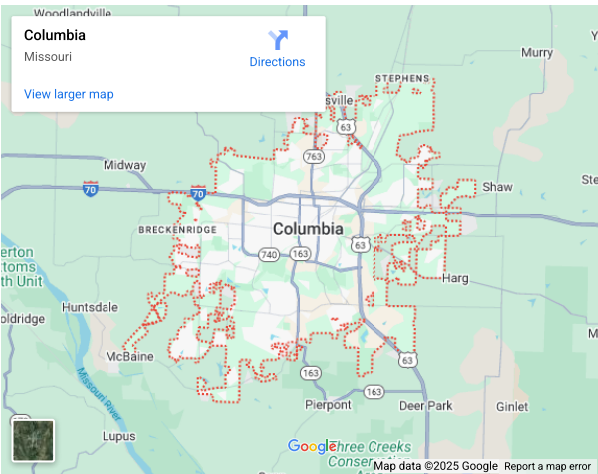
### Annual Project Expenditures

00732 Additional Fire Station #10 East					
	FY 21 Actual	FY 22 Actual	FY 23 Actual	FY 24 Actual	FY 25 Actual
ADDITIONAL FIRE STATION #10 EAST	-\$1,584	\$3,113	\$2,494,330	\$50,766	\$40,180
TOTAL	-\$1,584	\$3,113	\$2,494,330	\$50,766	\$40,180

# Replace 2015 Quint (Q4) - 00956

Public Safety - Capital Improvement Project

Photo Credit: David Spear, Capture CoMo 2024



## Project Details

- **Project Description:** Replace 2015 Quint (Q4): As fire apparatus age, they begin to cost more to fix and keep the unit in service for emergency calls. Front line apparatus need to be ready and available to roll out at all times.
- **Ward:** 2
- **Anticipated Completion Date:** 2027

## Project Funding Information

- **Total Appropriated:** \$0
- **Needs Appropriated:** \$1,300,000
- **Actual Budget:** \$1,300,000
- **Prior Year Ending Balance:** \$0
- **Project Funding Sources:** Capital Improvement Sales Tax

## Future Appropriations



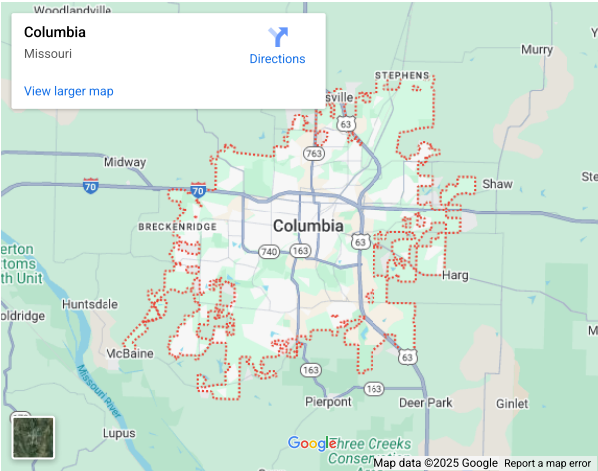
Data Updated: Jul 10, 2025, 7:11 AM



# Replace 2017 Engine 1 - 00957

Public Safety - Capital Improvement Project

Photo Credit: David Spear, Capture CoMo 2024



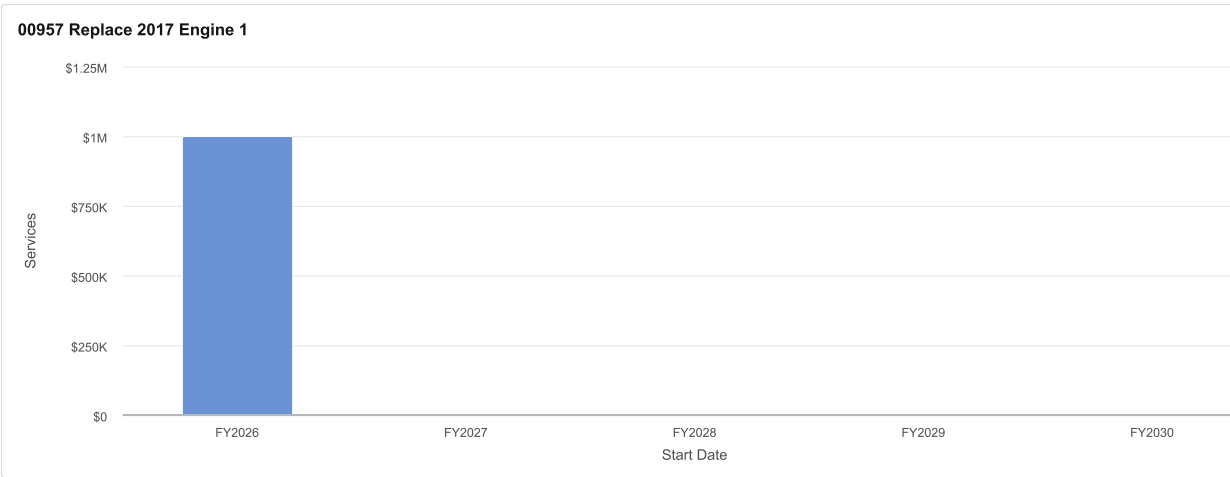
## Project Details

- **Project Description:** Replace 2017 Engine 1. Engine takes 3 years to build, so this truck will be 10 years old when the new one is received.
- **Ward:** Citywide
- **Anticipated Completion Date:** 2029

## Project Funding Information

- **Total Appropriated:** \$0
- **Needs Appropriated:** \$1,000,000
- **Actual Budget:** \$1,000,000
- **Prior Year Ending Balance:** \$0
- **Project Funding Sources:** Capital Improvement Sales Tax

## Future Appropriations



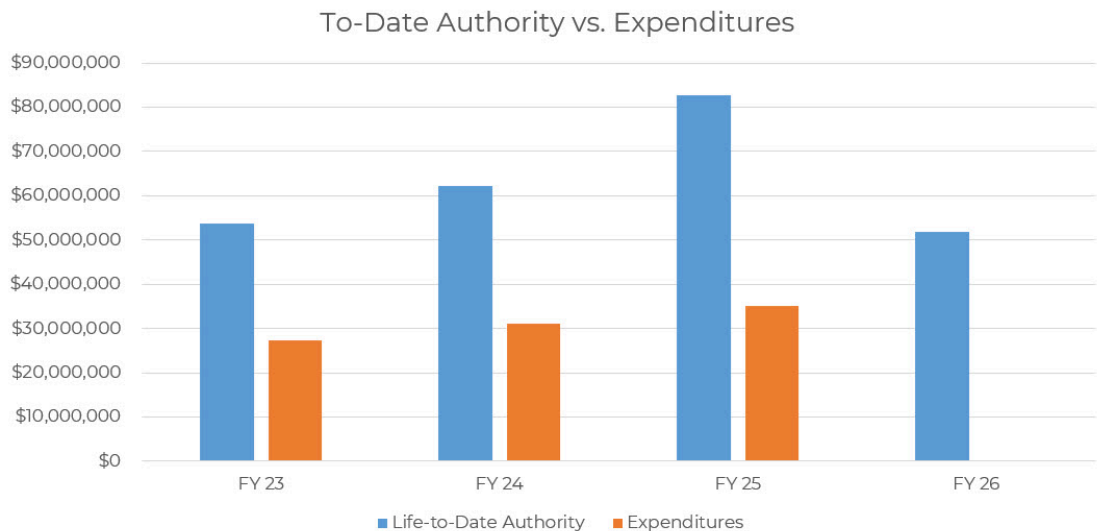
Data Updated: Jul 10, 2025, 7:11 AM

# Streets, Sidewalks, and Major Maintenance Capital Projects

Photo Credit: Randy Hughes, Capture CoMo 2026

## To-Date Authority vs. Expenditures

Fund 4400\*



## Capital Projects Authority

	Actual FY 23	Actual FY 24	Anticipated FY 25
Total Life to Date Appropriation	\$53,736,730	\$62,307,041	\$82,646,127*
Prior Year Expenditures	\$25,993,415	\$28,770,086	\$33,795,331*
Current Year Expenditures	\$1,415,168	\$2,280,951	\$1,335,376**
Encumbrances	\$2,617,039	\$1,935,400	\$2,000,616*
Total Remaining Authority	\$23,711,108	\$29,320,604	\$45,514,804

\* This is current as of July 2025

\*\* Includes estimate from department

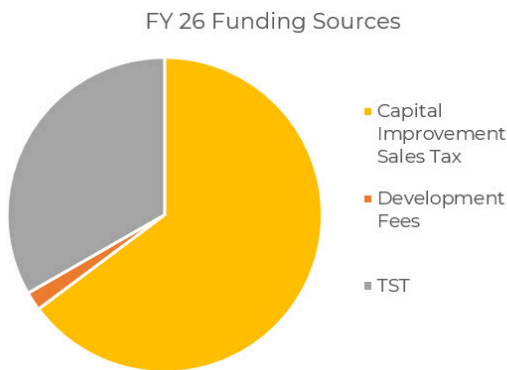
\*\*\* Includes FY 26 budget request of \$6,320,092

Note: Capital Projects are budgeted Life-to-Date. This means funding appropriated in one year may be spent in another.

## Fiscal Impact

Projects may be funded by Capital Improvement Sales Tax, County Road Tax Rebate, Public Improvement Fund/Development Fees, and Misc. Revenues.

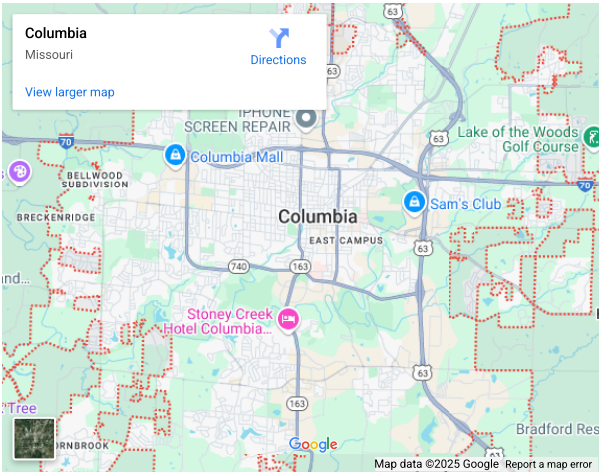
In FY 26, projects will be funded through the Development Fees and Capital Improvement Sales Tax. Projects include annual maintenance, brick street renovations, and intersection improvements.





# ADA Curb Ramp & Sidewalk Improvement - 00600

Streets & Sidewalks - Capital Improvement Project



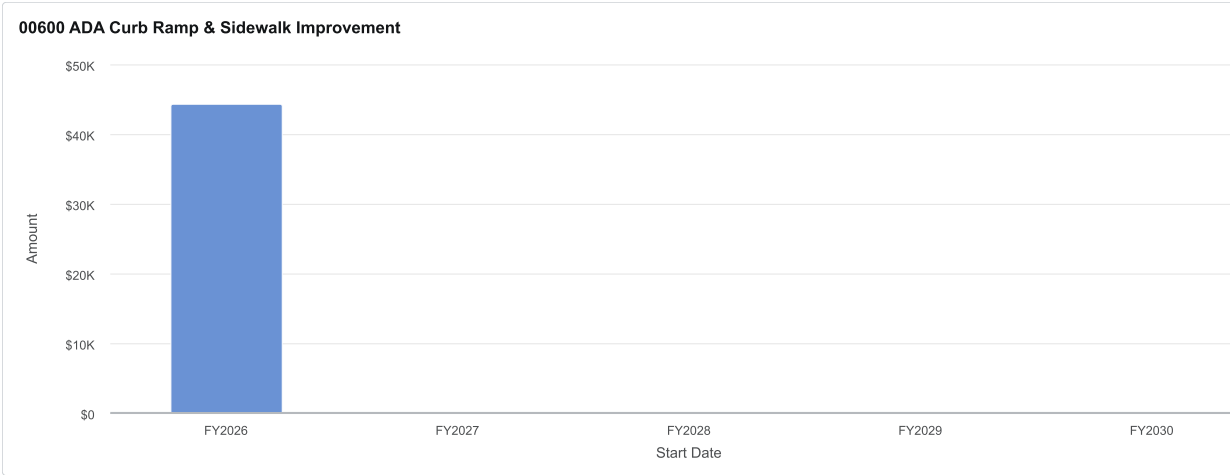
### Project Details

- **Project Description:** Reconstruct curb ramps, sidewalks, and other associated structures to comply with American Disabilities Act (ADA) requirements.
- **Ward:** Citywide
- **Anticipated Completion Date:** Ongoing

### Project Funding Information

- **Total Appropriated:** \$2,955,387
- **Needs Appropriated:** \$44,300
- **Actual Budget:** \$2,999,687
- **Prior Year Ending Balance:** \$409,157
- **Project Funding Sources:** Capital Improvement Sales Tax

### Future Appropriations

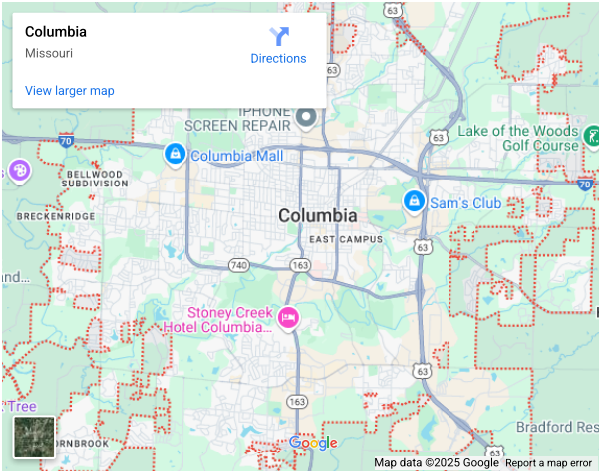


### Annual Project Expenditures

	FY 21 Actual	FY 22 Actual	FY 23 Actual	FY 24 Actual	FY 25 Actual
Services	\$0	\$123,286	\$274,974	\$551,893	\$497,027
Transfers	\$0	\$0	\$0	\$202,138	\$0
Personnel Services	\$258	\$0	\$2,816	\$7,409	\$0
Materials & Supplies	\$0	\$0	\$773	\$529	\$0
TOTAL	\$258	\$123,286	\$278,563	\$761,970	\$497,027

# Annual City/County/State Projects - 40161

Streets & Sidewalks - Capital Improvement Project



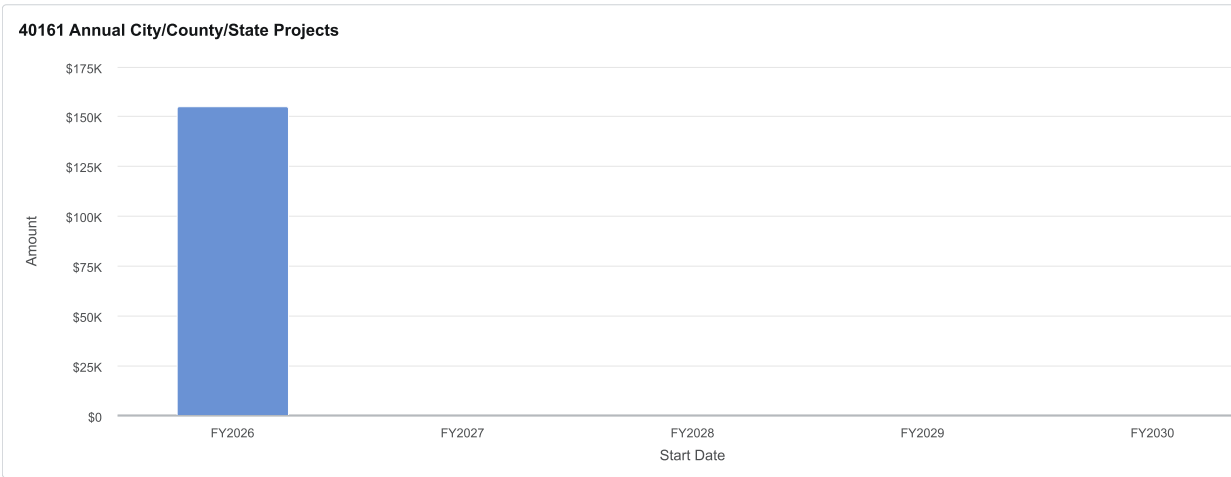
## Project Details

- **Project Description:** City/County/State combination projects
- **Ward:** Citywide
- **Anticipated Completion Date:** Ongoing

## Project Funding Information

- **Total Appropriated:** \$2,615,166
- **Needs Appropriated:** \$154,823
- **Actual Budget:** \$2,769,989
- **Prior Year Ending Balance:** \$2,646,019
- **Project Funding Sources:** Capital Improvement Sales Tax

## Future Appropriations



## Annual Project Expenditures

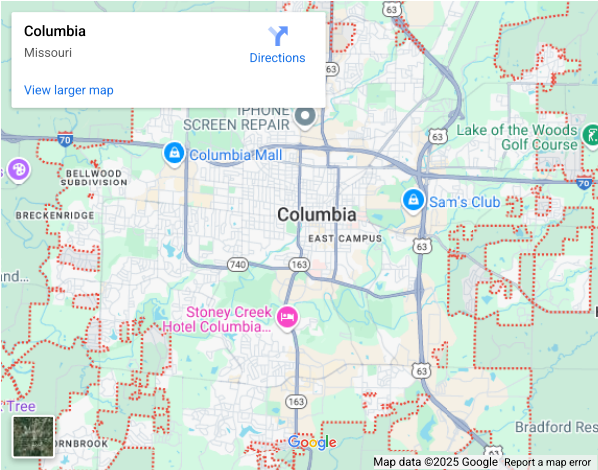
Annual City/County/State Projects 40161

	FY 21 Actual	FY 22 Actual	FY 23 Actual	FY 24 Actual	FY 25 Actual
Transfers	\$0	\$0	\$0	\$0	\$46,353
TOTAL	\$0	\$0	\$0	\$0	\$46,353



# Annual Sidewalks/Pedways (New Construction/Re-Construction) - 40162

Streets & Sidewalks - Capital Improvement Project



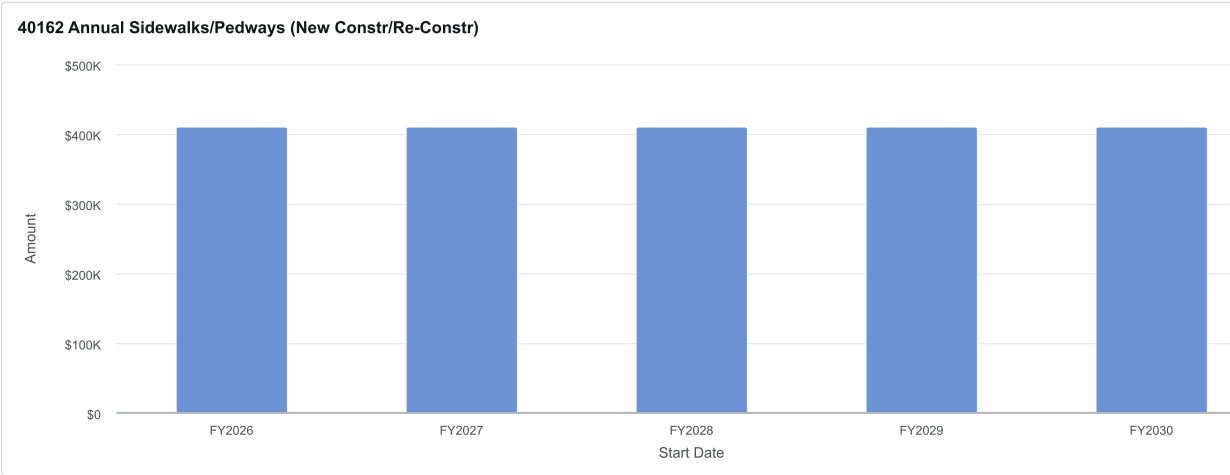
### Project Details

- **Project Description:** New construction and reconstruction of various sidewalks.
- **Ward:** Citywide
- **Anticipated Completion Date:** Ongoing

### Project Funding Information

- **Total Appropriated:** \$626,406
- **Needs Appropriated:** \$4,100,000
- **Actual Budget:** \$4,726,406
- **Prior Year Ending Balance:** \$425,883
- **Project Funding Sources:** Capital Improvement Sales Tax

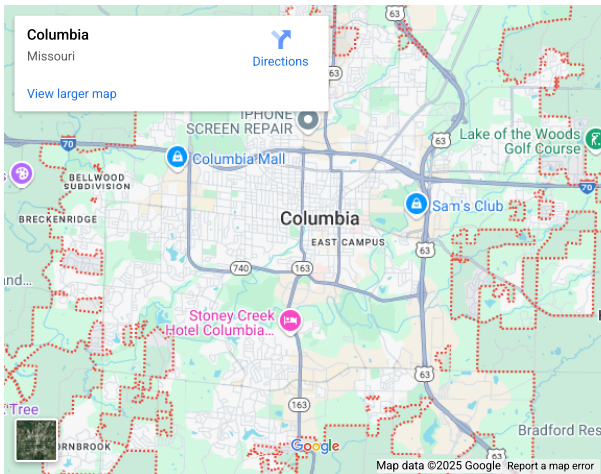
### Future Appropriations



Data Updated: Jul 10, 2025, 7:11 AM

# Annual Street Landscaping - 40163

Streets & Sidewalks - Capital Improvement Project



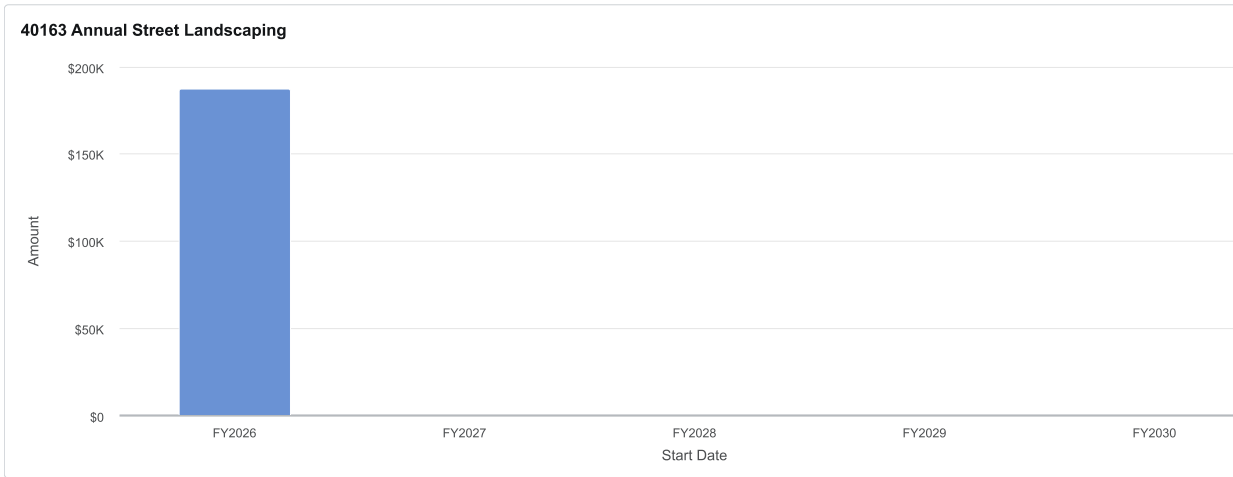
## Project Details

- **Project Description:** Annual landscaping projects
- **Ward:** Citywide
- **Anticipated Completion Date:** Ongoing

## Project Funding Information

- **Total Appropriated:** \$1,461,193
- **Needs Appropriated:** \$187,500
- **Actual Budget:** \$1,648,693
- **Prior Year Ending Balance:** \$566,573
- **Project Funding Sources:** Capital Improvement Sales Tax

## Future Appropriations

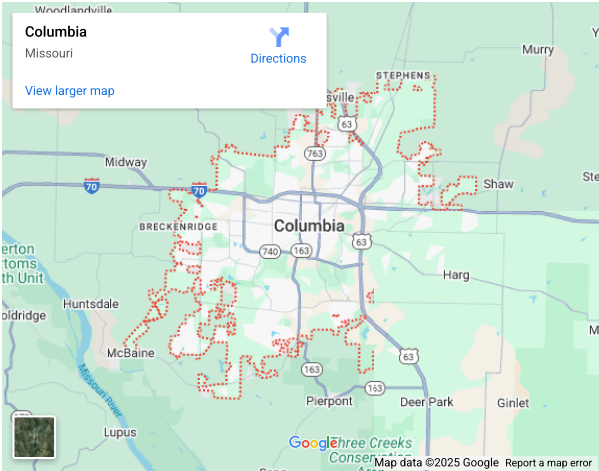


## Annual Project Expenditures

Annual Street Landscaping 40163					
	FY 21 Actual	FY 22 Actual	FY 23 Actual	FY 24 Actual	FY 25 Actual
Services	\$0	\$0	\$45,818	\$29,961	\$1,149,268
TOTAL	\$0	\$0	\$45,818	\$29,961	\$1,149,268

# Annual Streets - 40158

Streets & Sidewalks - Capital Improvement Project



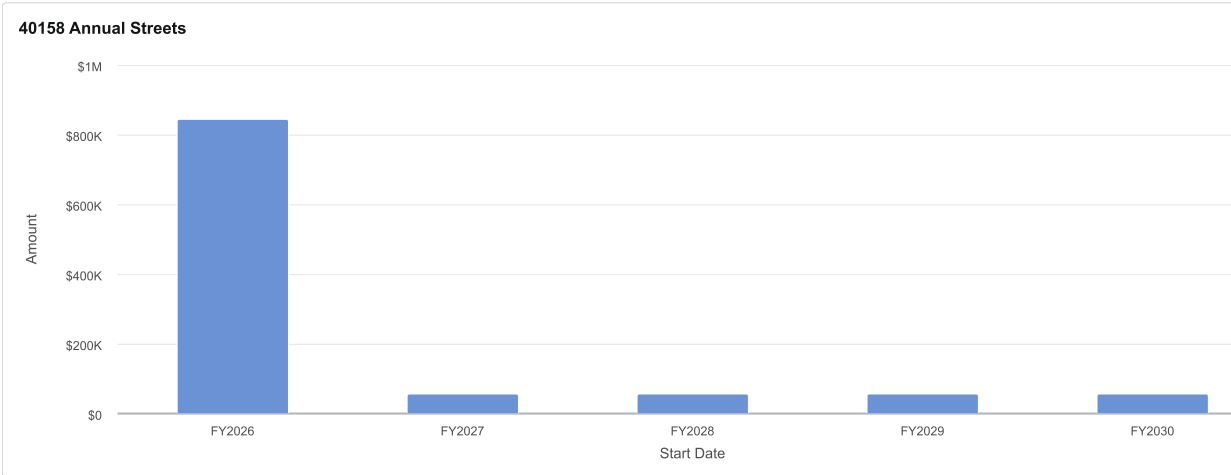
## Project Details

- **Project Description:** Yearly right-of-way preservation.
- **Ward:** Citywide
- **Anticipated Completion Date:** Ongoing

## Project Funding Information

- **Total Appropriated:** \$993,953
- **Needs Appropriated:** \$1,340,000
- **Actual Budget:** \$2,333,953
- **Prior Year Ending Balance:** \$1,174,168
- **Project Funding Sources:** Capital Improvement Sales Tax

## Future Appropriations



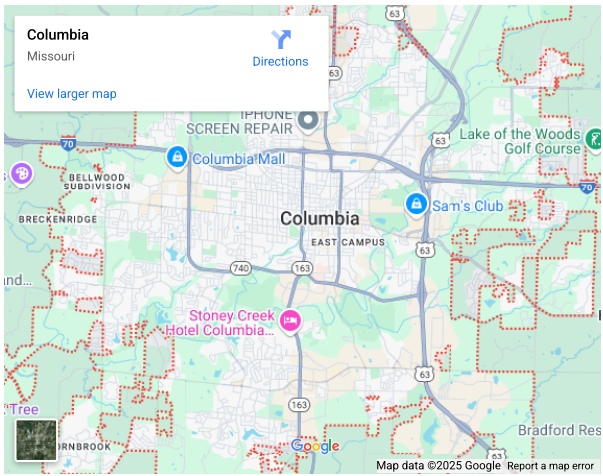
Data Updated: Jul 10, 2025, 7:11 AM

## Annual Project Expenditures

Annual Streets 40158					
	FY 21 Actual	FY 22 Actual	FY 23 Actual	FY 24 Actual	FY 25 Actual
Transfers	\$40,000	\$0	\$0	\$0	\$400,000
Services	\$0	\$0	\$48,500	\$13,501	\$0
TOTAL	\$40,000	\$0	\$48,500	\$13,501	\$400,000

# Annual Traffic Calming - 00646

Streets & Sidewalks - Capital Improvement Project



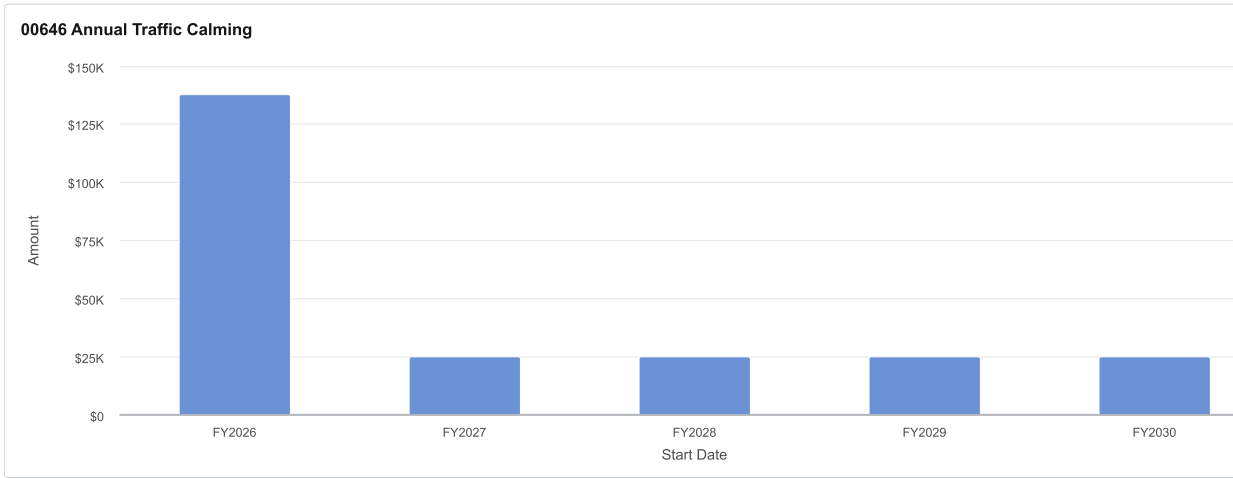
## Project Details

- **Project Description:** 2015 Capital Improvement Sales Tax Ballot project to address traffic calming issues. Any specific projects are identified and approved, funds will be appropriated from this project to the specific traffic calming projects.
- **Ward:** Citywide
- **Anticipated Completion Date:** Ongoing

## Project Funding Information

- **Total Appropriated:** \$1,017,147
- **Needs Appropriated:** \$250,000
- **Actual Budget:** \$1,267,147
- **Prior Year Ending Balance:** \$877,691
- **Project Funding Sources:** Capital Improvement Sales Tax

## Future Appropriations



## Annual Project Expenditures

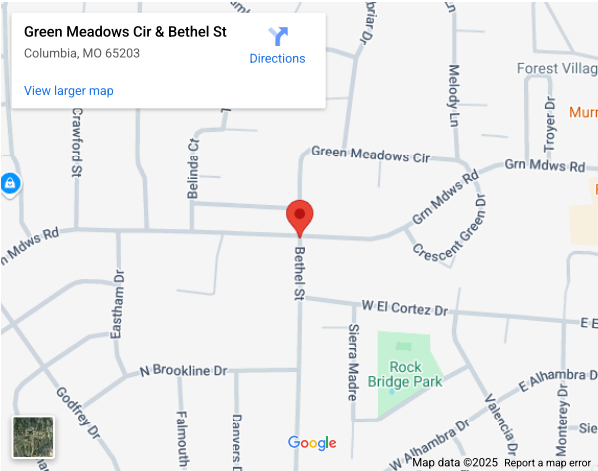
Annual Traffic Calming 00646					
	FY 21 Actual	FY 22 Actual	FY 23 Actual	FY 24 Actual	FY 25 Actual
Transfers	\$0	\$120,000	\$150,000	\$85,000	\$70,000
Services	\$0	\$0	\$11,725	\$0	\$0
TOTAL	\$0	\$120,000	\$161,725	\$85,000	\$70,000





# Bethel & Green Meadows Intersection - 00927

Streets & Sidewalks - Capital Improvement Project



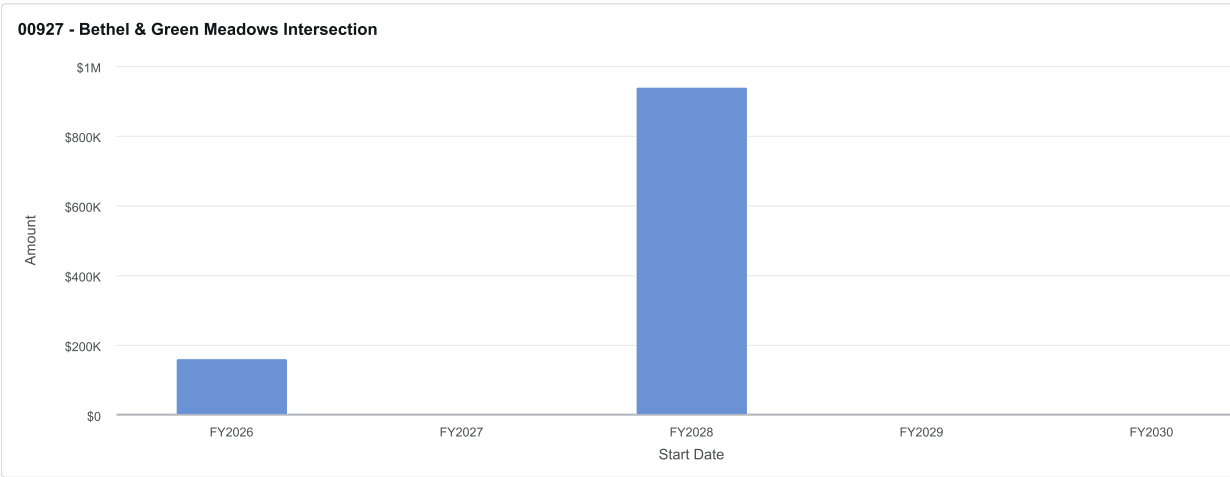
### Project Details

- **Project Description:** Replace 4-way stop with roundabout. Improvements to sidewalks, stormwater, and lighting.
- **Ward:** 5
- **Anticipated Completion Date:** Ongoing

### Project Funding Information

- **Total Appropriated:** \$0
- **Needs Appropriated:** \$1,100,000
- **Actual Budget:** \$1,100,000
- **Prior Year Ending Balance:** \$0
- **Project Funding Sources:** Capital Improvement Sales Tax

### Future Appropriations

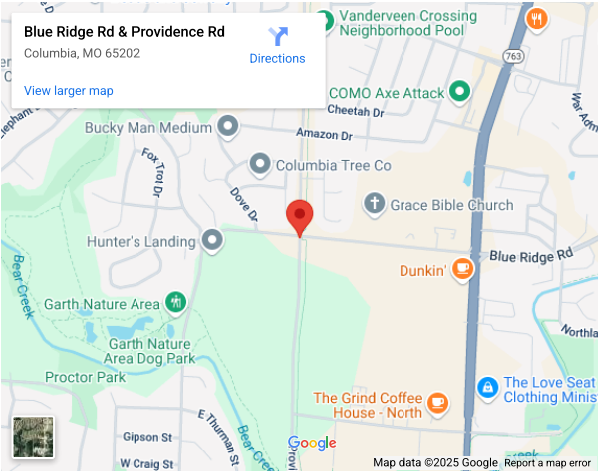


Data Updated: Jul 10, 2025, 7:11 AM



# Blue Ridge & Providence Intersection - 00926

Streets & Sidewalks - Capital Improvement Project



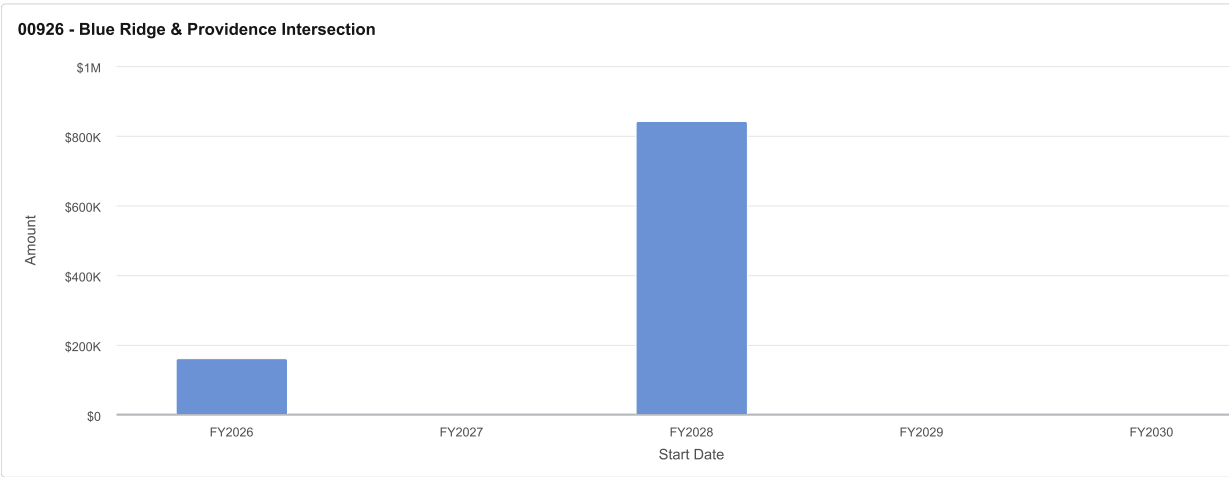
## Project Details

- **Project Description:** Replace 4-way stop with roundabout. Improve sidewalks, stormwater, and lighting.
- **Ward:** 2
- **Anticipated Completion Date:** Ongoing

## Project Funding Information

- **Total Appropriated:** \$0
- **Needs Appropriated:** \$1,000,000
- **Actual Budget:** \$1,000,000
- **Prior Year Ending Balance:** \$0
- **Project Funding Sources:** Capital Improvement Sales Tax

## Future Appropriations

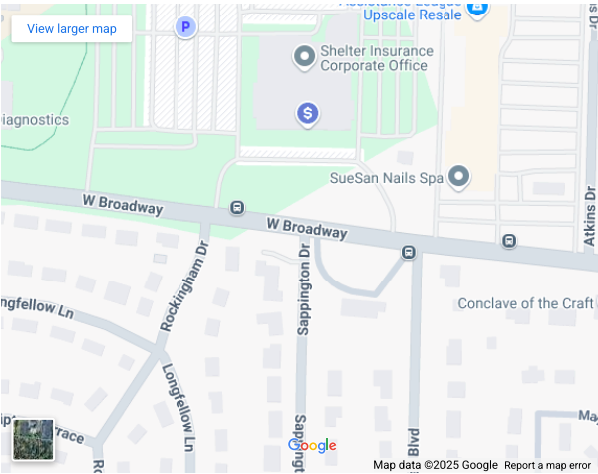


Data Updated: Jul 10, 2025, 7:11 AM



# Broadway Sidewalk: Stadium Blvd to Manor - 00756

Streets & Sidewalks - Capital Improvement Project



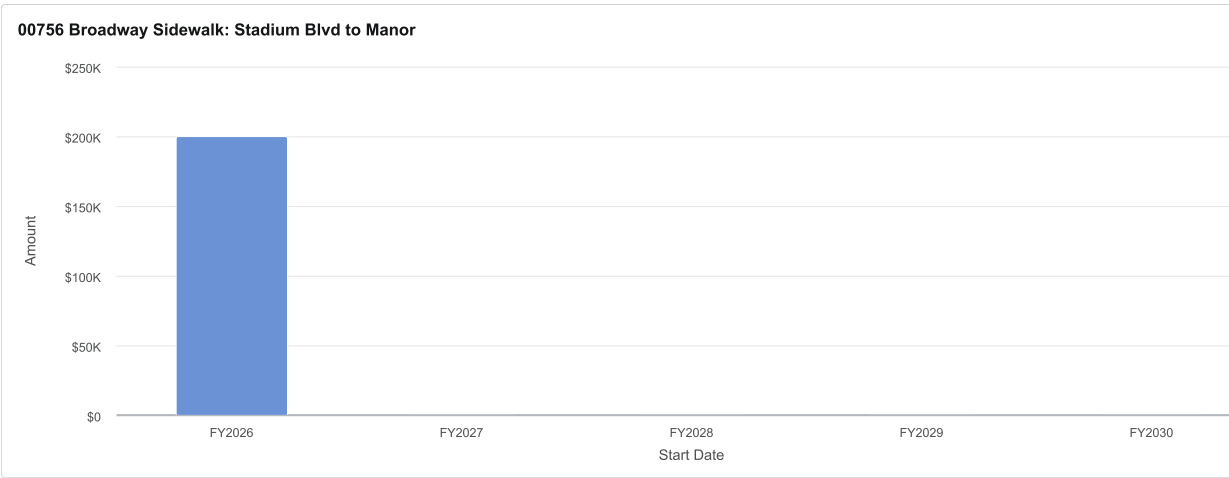
### Project Details

- **Project Description:** This project includes the construction of sidewalk along the south side of Broadway between Stadium Blvd to west of Manor Dr. The project also includes stormwater improvements.
- **Ward:** 4
- **Anticipated Completion Date:** 2026

### Project Funding Information

- **Total Appropriated:** \$1,250,000
- **Needs Appropriated:** \$200,000
- **Actual Budget:** \$1,450,000
- **Prior Year Ending Balance:** \$1,249,924
- **Project Funding Sources:** Capital Improvement Sales Tax

### Future Appropriations



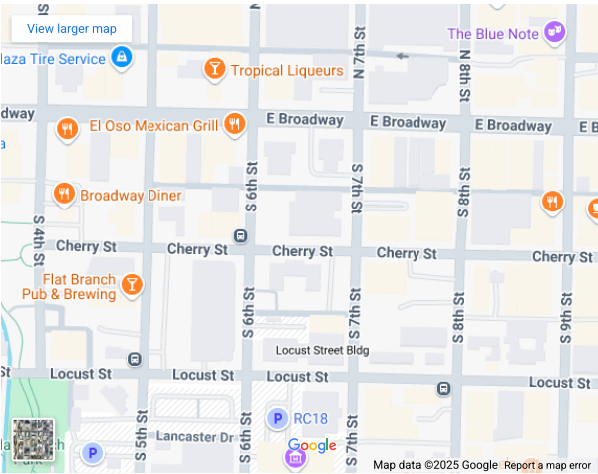
Data Updated: Jul 10, 2025, 7:11 AM

### Annual Project Expenditures

Broadway Sidewalk: Stadium Blvd to Manor 00756					
	FY 21 Actual	FY 22 Actual	FY 23 Actual	FY 24 Actual	FY 25 Actual
Personnel Services	\$0	\$0	\$76	\$0	\$0
TOTAL	\$0	\$0	\$76	\$0	\$0

# Cherry Street: 6th-7th Brick Street Renovation - 00755

Streets & Sidewalks - Capital Improvement Project



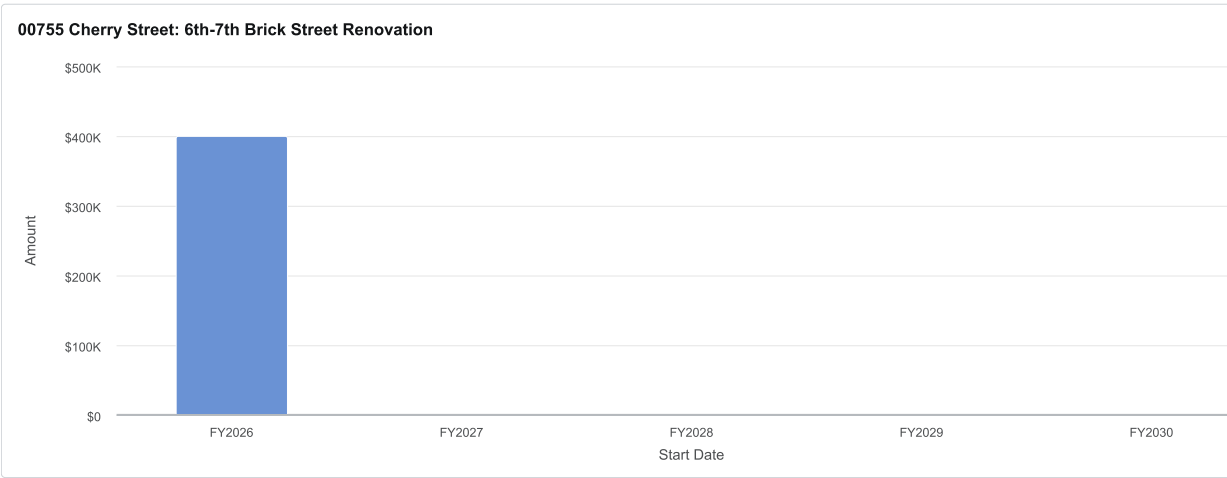
## Project Details

- **Project Description:** Brick street renovation on Cherry Street from 6th St to 7th St.
- **Ward:** 1
- **Anticipated Completion Date:** 2026

## Project Funding Information

- **Total Appropriated:** \$100,000
- **Needs Appropriated:** \$400,000
- **Actual Budget:** \$500,000
- **Prior Year Ending Balance:** \$0
- **Project Funding Sources:** Capital Improvement Sales Tax

## Future Appropriations



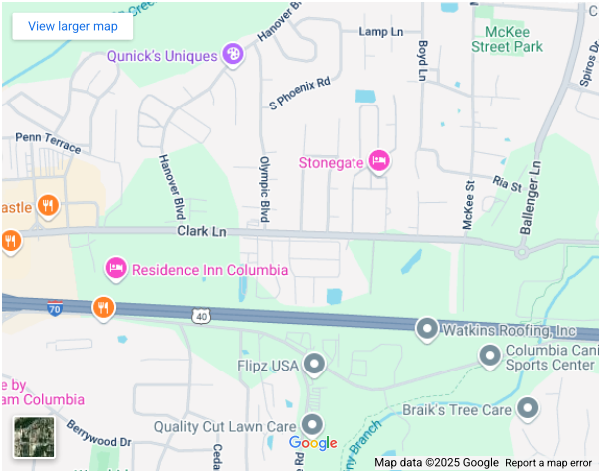
Data Updated: Jul 10, 2025, 7:11 AM





# Clark Lane SS4A Match - 00925

Streets & Sidewalks - Capital Improvement Project



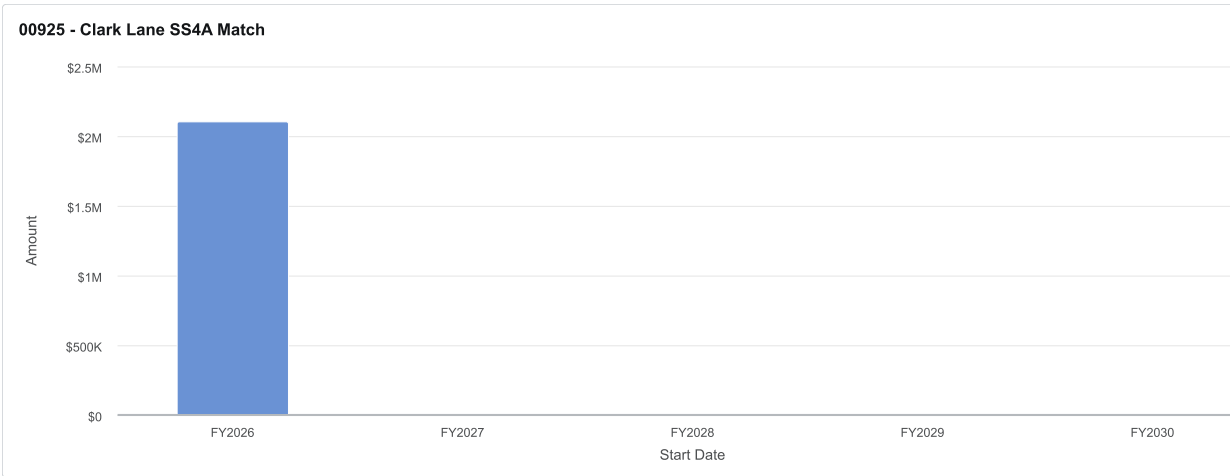
## Project Details

- Project Description:** The City's matching funds for the Safe Streets for All (SS4A) grant. The project will widen the road from Woodland Springs Ct to Ballenger with a center turn lane, bike lanes, curbs and gutters. Sidewalks, stormwater improvements and asphalt overlay will be added.
- Ward:** 2
- Anticipated Completion Date:** Ongoing

## Project Funding Information

- Total Appropriated:** \$0
- Needs Appropriated:** \$2,104,000
- Actual Budget:** \$2,104,000
- Prior Year Ending Balance:** \$0
- Project Funding Sources:** Transportation Sales Tax, Grants

## Future Appropriations



Data Updated: Jul 10, 2025, 7:11 AM



# Fairview & Chapel Hill Int Improvements - 00618

Streets & Sidewalks - Capital Improvement Project



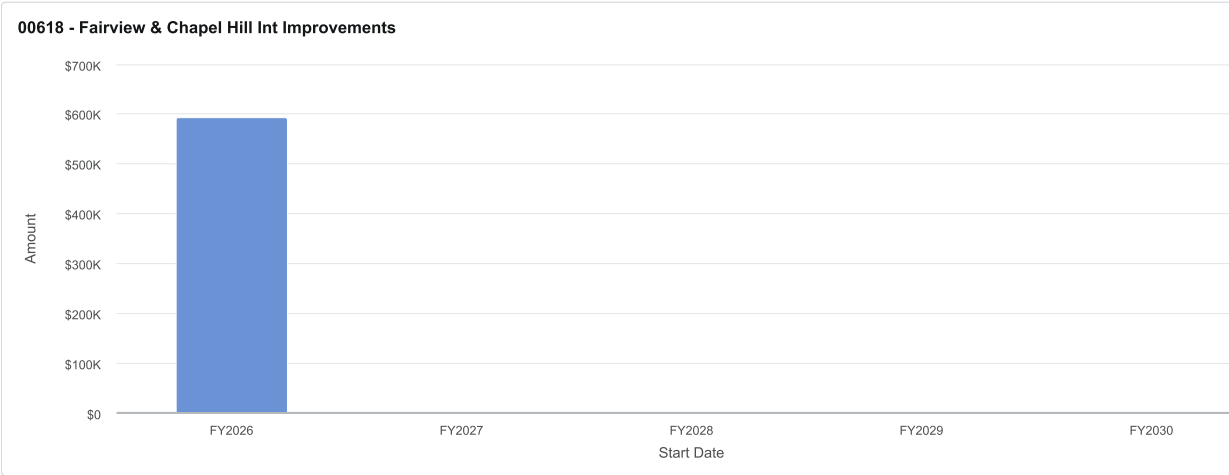
### Project Details

- **Project Description:** Construction of an improvement at the intersection of Fairview and Chapel Hill.
- **Ward:** 4
- **Anticipated Completion Date:** 2026

### Project Funding Information

- **Total Appropriated:** \$580,000
- **Needs Appropriated:** \$425,000
- **Actual Budget:** \$1,005,000
- **Prior Year Ending Balance:** \$403,727
- **Project Funding Sources:** Capital Improvement Sales Tax, Transportation Sales Tax, Development Fees

### Future Appropriations



### Annual Project Expenditures

Fairview & Chapel Hill Int Improvements - 00618	FY 21 Actual	FY 22 Actual	FY 23 Actual	FY 24 Actual	FY 25 Actual
FAIRVIEW-CHAPEL HILL INT	\$0	\$38,780	\$9,620	\$824	\$0
TOTAL	\$0	\$38,780	\$9,620	\$824	\$0



# State Farm Pkwy MM - 00928

Streets & Sidewalks - Capital Improvement Project



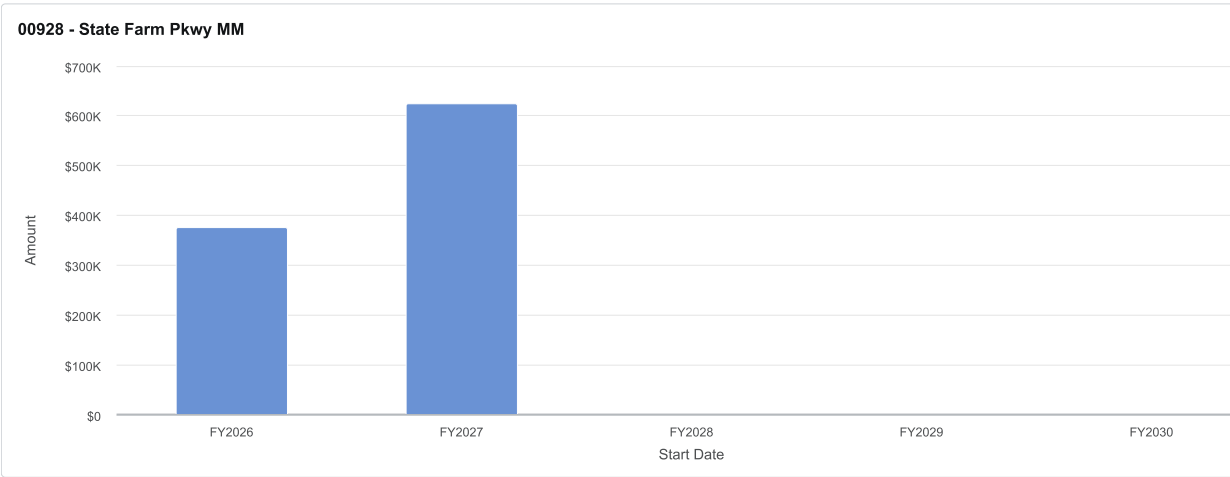
## Project Details

- **Project Description:** Replace the failed subgrade and concrete panels, repair sidewalks, and apply asphalt overlay on Veterans United Dr to Grindstone Pkwy.
- **Ward:** 6
- **Anticipated Completion Date:** Ongoing

## Project Funding Information

- **Total Appropriated:** \$0
- **Needs Appropriated:** \$1,000,000
- **Actual Budget:** \$1,000,000
- **Prior Year Ending Balance:** \$0
- **Project Funding Sources:** Capital Improvement Sales Tax

## Future Appropriations

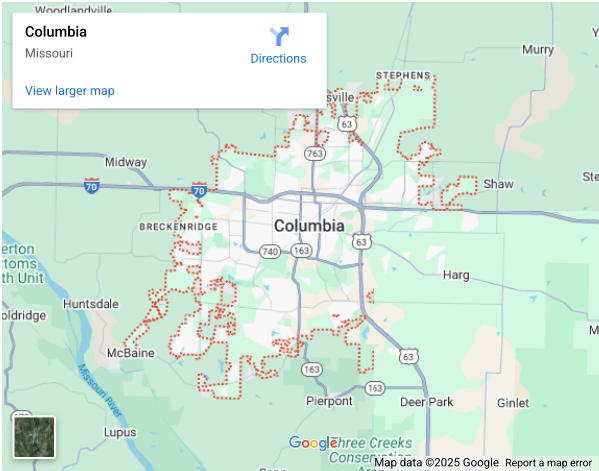


Data Updated: Jul 10, 2025, 7:11 AM



# Traffic Safety - 40159

## Streets & Sidewalks - Capital Improvement Project



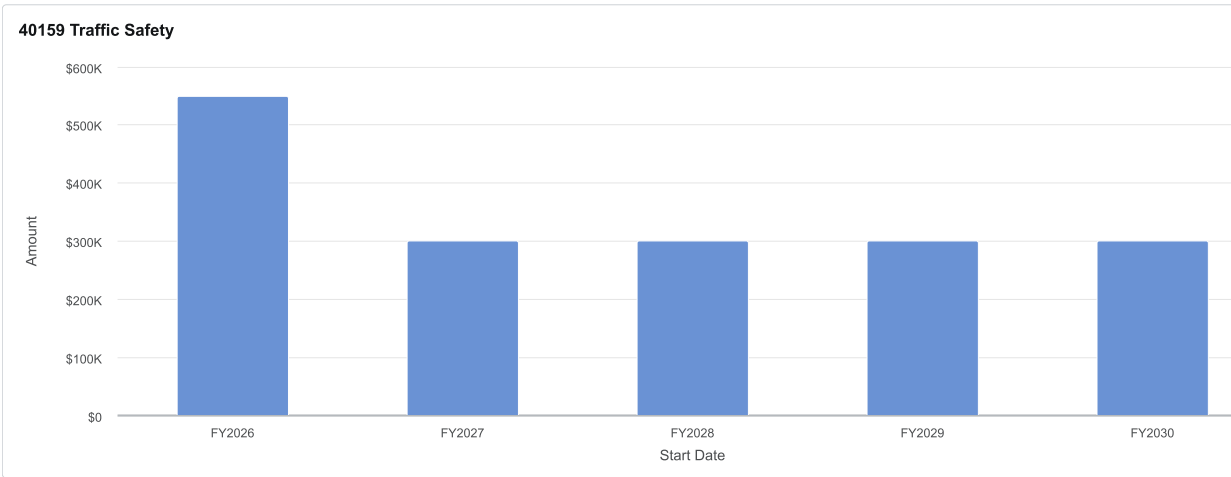
### Project Details

- **Project Description:** Yearly traffic safety.
- **Ward:** Citywide
- **Anticipated Completion Date:** Ongoing

### Project Funding Information

- **Total Appropriated:** \$575,292
- **Needs Appropriated:** \$3,249,500
- **Actual Budget:** \$3,824,792
- **Prior Year Ending Balance:** \$415,869
- **Project Funding Sources:** Capital Improvement Sales Tax

### Future Appropriations



Data Updated: Jul 10, 2025, 7:11 AM

### Annual Project Expenditures

Traffic Safety 40159					
	FY 21 Actual	FY 22 Actual	FY 23 Actual	FY 24 Actual	FY 25 Actual
Transfers	\$0	\$0	\$0	\$736,000	\$0
Services	\$0	\$0	\$86,275	\$76,880	\$85,609
TOTAL	\$0	\$0	\$86,275	\$812,880	\$85,609

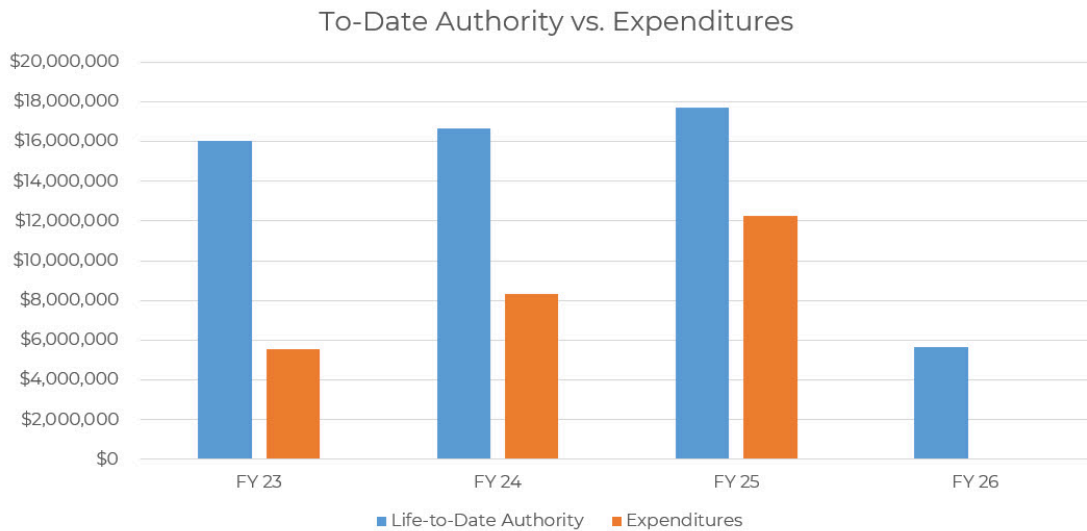


# Transit Capital Projects

Photo Credit: Randy Hughes, Capture CoMo 2026

## To-Date Authority vs. Expenditures

Fund 5531\*



## Capital Projects Authority

	Actual FY 23	Actual FY 24	Anticipated FY 25
Total Life to Date Appropriation	\$16,050,330	\$16,664,915	\$17,707,017*
Prior Year Expenditures	\$4,026,580	\$5,601,628	\$11,463,192*
Current Year Expenditures	\$1,526,048	\$2,740,306	\$783,755**
Encumbrances	\$5,988,287	\$3,199,016	\$461,220*
Total Remaining Authority	\$4,509,415	\$5,123,965	\$4,998,850

\* This is current as of July 2025

\*\* Includes estimate from department

\*\*\* Includes FY 26 budget request of \$629,224

Note: Capital Projects are budgeted Life-to-Date. This means funding appropriated in one year may be spent in another.

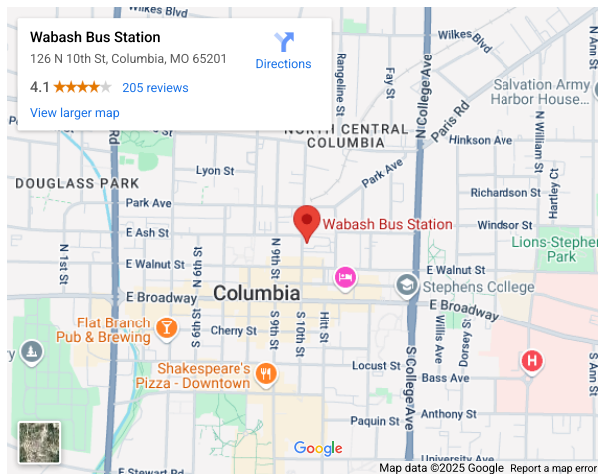
## Fiscal Impact

There is funding planned for the annual Transit project in FY 26. Funding for this project comes from a transfer from Transportation Sales Tax.

# Annual Transit Project - PT050

Transit - Capital Improvement Project

Photo Credit: Jackie Byas, 2023 Capture CoMo Contest



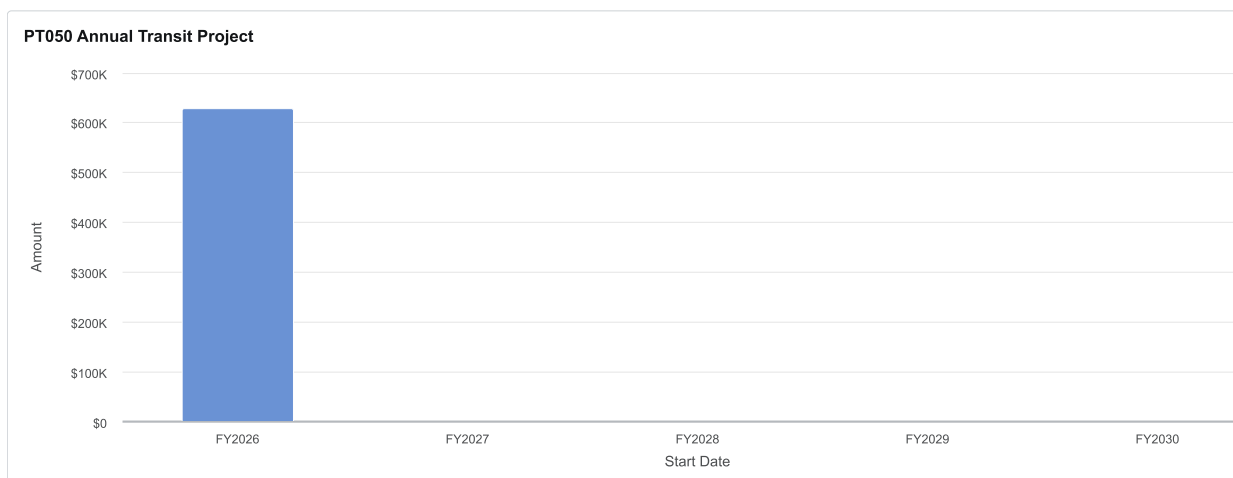
## Project Details

- **Project Description:** Project for appropriating local match funds each year. Any remaining local match funds in completed projects may be transferred to this project to be used in new projects. As grant approvals are received the grant funds will be appropriated to a new project number and the amount needed as local match will be transferred from this project.
- **Ward:** 1
- **Anticipated Completion Date:** Ongoing

## Project Funding Information

- **Total Appropriated:** \$2,254,102
- **Needs Appropriated:** \$629,224
- **Actual Budget:** \$2,883,326
- **Prior Year Ending Balance:** \$2,063,551
- **Project Funding Sources:** Transportation Sales Tax

## Future Appropriations



## Annual Project Expenditures

Annual Transit Project PT050

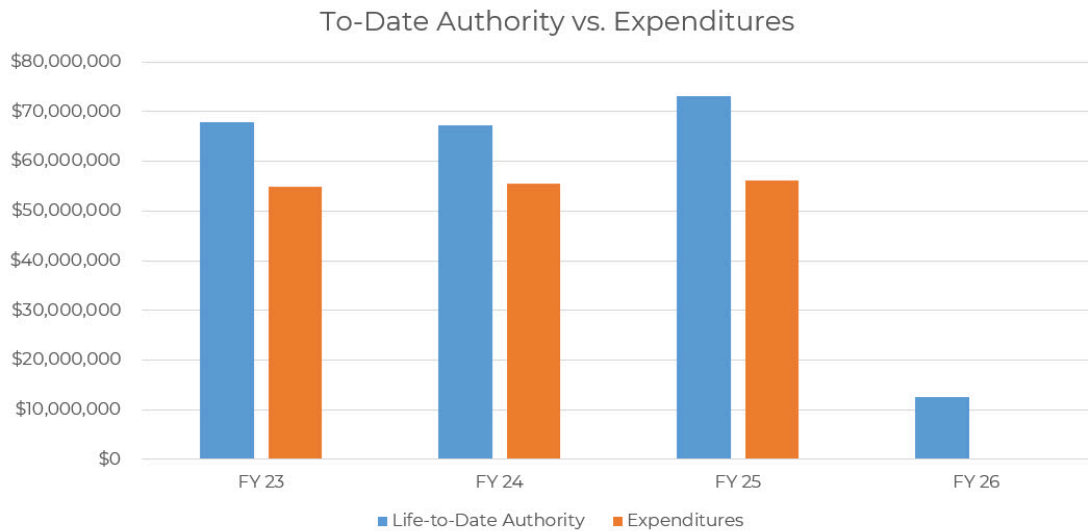
	FY 21 Actual	FY 22 Actual	FY 23 Actual	FY 24 Actual	FY 25 Actual
Transfers	\$812,621	\$0	\$185,945	\$50,215	\$0
Services	\$76,363	\$3,888	\$0	\$0	\$0
TOTAL	\$888,984	\$3,888	\$185,945	\$50,215	\$0

# Airport Capital Projects

Photo Credit: Randy Hughes, Capture CoMo 2026

## To-Date Authority vs. Expenditures

Fund 5541\*



## Capital Projects Authority

	Actual FY 23	Actual FY 24	Anticipated FY 25
Total Life to Date Appropriation	\$67,947,045	\$67,246,415	\$73,010,574*
Prior Year Expenditures	\$50,845,057	\$55,206,959	\$54,481,733*
Current Year Expenditures	\$3,930,183	\$348,086	\$1,659,316**
Encumbrances	\$1,042,307	\$1,091,718	\$5,126,859*
Total Remaining Authority	\$12,129,498	\$10,599,652	\$11,742,666

\* This is current as of July 2025

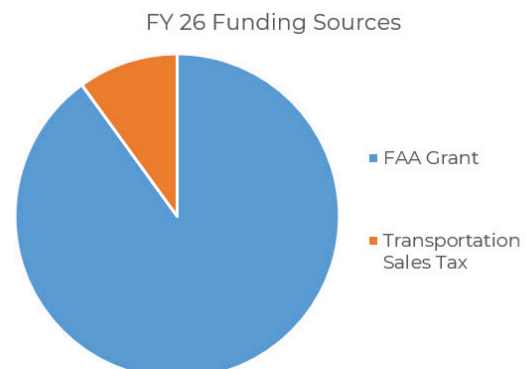
\*\* Includes estimate from department

\*\*\* Includes FY 26 budget request of \$716,727

Note: Capital Projects are budgeted Life-to-Date. This means funding appropriated in one year may be spent in another.

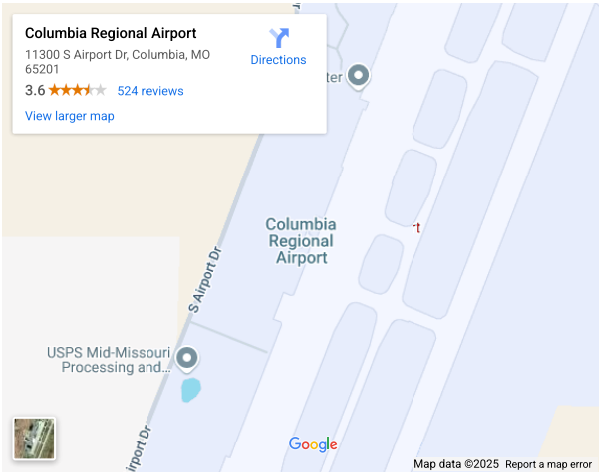
## Fiscal Impact

In FY 26, Airport received funding for Terminal Building Loop Road from Transportation Sales Tax and Federal Aviation Administration Grant.



# Terminal Building Loop Road - AP147

Airport - Capital Improvement Project



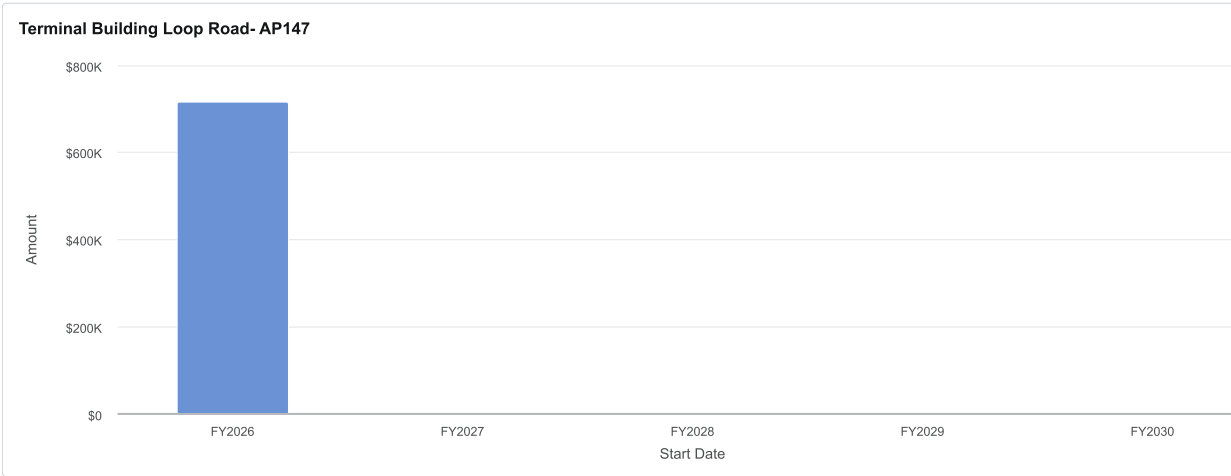
## Project Details

- **Project Description:** Asphalt reclamation of the existing Airport Drive (Route H to Angel Lane) with a new asphalt surface, including design and c-services, an estimate of \$1.9M.
- **Ward:** Airport
- **Anticipated Completion Date:** Ongoing

## Project Funding Information

- **Total Appropriated:** \$145,793
- **Needs Appropriated:** \$1,754,207
- **Actual Budget:** \$1,900,000
- **Prior Year Ending Balance:** \$145,793
- **Project Funding Sources:** Transportation Sales Tax

## Future Appropriations



Data Updated: Jul 10, 2025, 7:11 AM

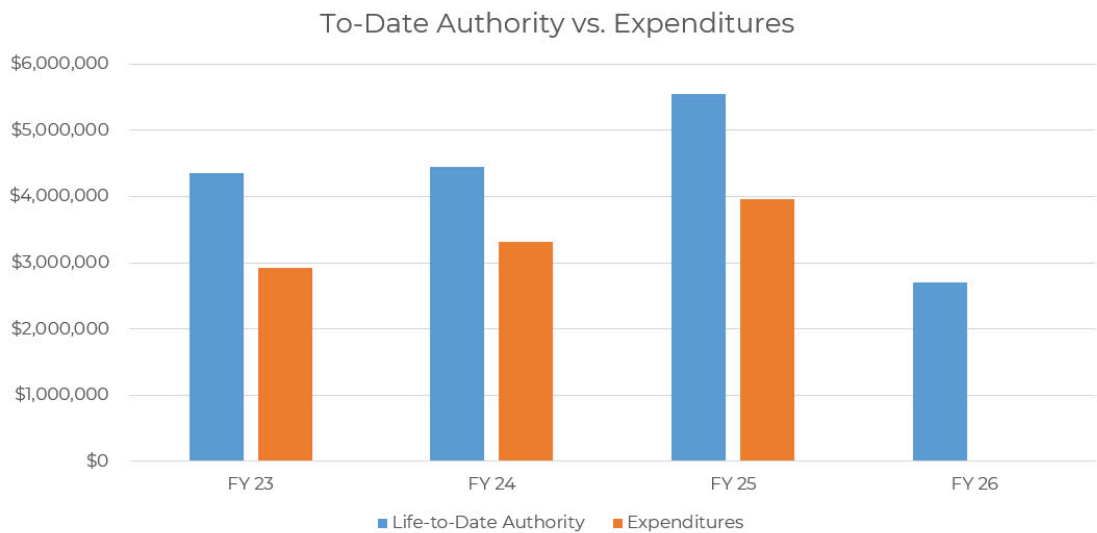


# Parking Capital Projects

Photo Credit: Randy Hughes, Capture CoMo 2026

## To-Date Authority vs. Expenditures

Fund 5561\*



## Capital Projects Authority

	Actual FY 23	Actual FY 24	Anticipated FY 25
Total Life to Date Appropriation	\$4,345,703	\$4,448,362	\$5,539,255*
Prior Year Expenditures	\$2,330,268	\$3,194,058	\$3,596,562*
Current Year Expenditures	\$584,017	\$124,541	\$362,003**
Encumbrances	\$142,822	\$557,001	\$125,115*
Total Remaining Authority	\$1,288,596	\$572,762	\$1,455,755

\* This is current as of July 2025

\*\* Includes estimate from department

\*\*\* Includes FY 26 budget request of \$1,250,000

Note: Capital Projects are budgeted Life-to-Date. This means funding appropriated in one year may be spent in another.

## Fiscal Impact

Parking Capital Projects are funded through parking revenue. In FY 26, staff is proposing \$1,950,000 in funding for three projects, including 10th and Cherry parking garage maintenance, 5th and Walnut parking garage maintenance, and ramp maintenance and repair.

# 5th/Walnut Repair - PK068

Parking - Capital Improvement Project



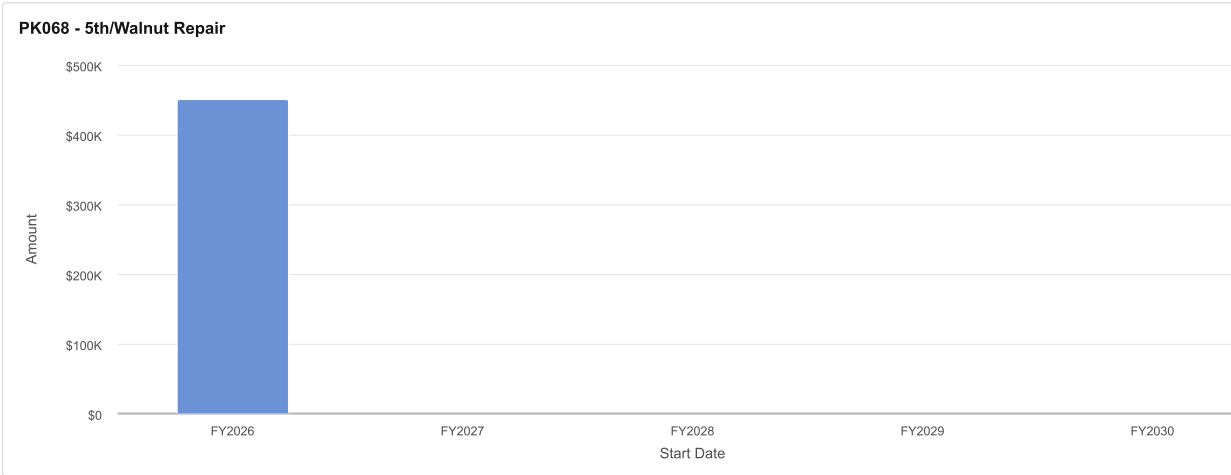
## Project Details

- **Project Description:** Major Maintenance to the garage.
- **Ward:** 1
- **Anticipated Completion Date:** Ongoing

## Project Funding Information

- **Total Appropriated:** \$360,000
- **Needs Appropriated:** \$450,000
- **Actual Budget:** \$810,000
- **Prior Year Ending Balance:** \$10,071
- **Project Funding Sources:** Enterprise Revenue

## Future Appropriations



Data Updated: Jul 10, 2025, 7:11 AM

## Annual Project Expenditures

5th/Walnut Repair - PK068					
	FY 21 Actual	FY 22 Actual	FY 23 Actual	FY 24 Actual	FY 25 Actual
5TH/WALNUT REPAIR	-\$81,358	\$117,107	\$0	\$0	\$0
TOTAL	-\$81,358	\$117,107	\$0	\$0	\$0

# Elevator Upgrades - PK069

Parking - Capital Improvement Project



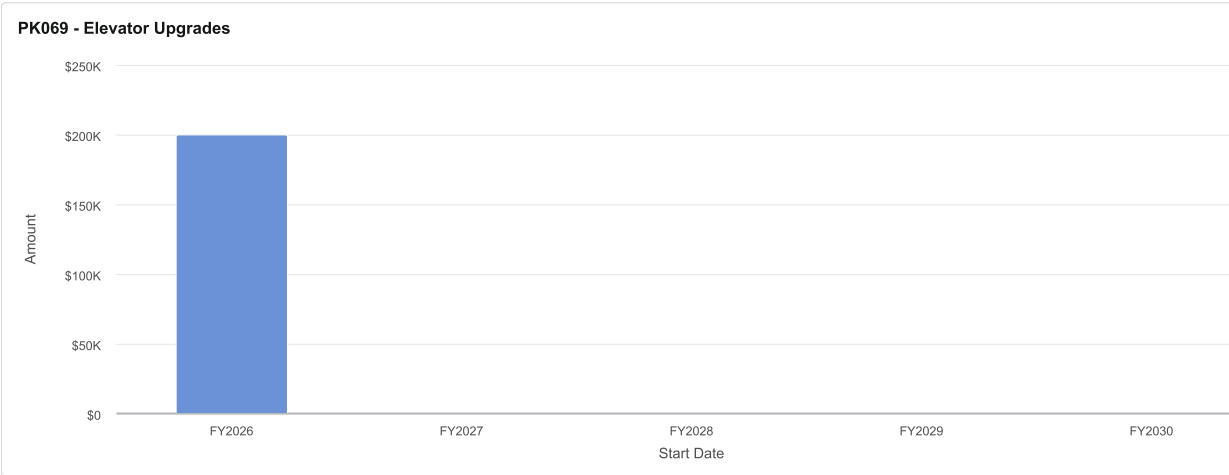
## Project Details

- **Project Description:** Upgrade the elevator cars in the garages.
- **Ward:** 1
- **Anticipated Completion Date:** 2026

## Project Funding Information

- **Total Appropriated:** \$504,504
- **Needs Appropriated:** \$200,000
- **Actual Budget:** \$704,504
- **Prior Year Ending Balance:** \$9,318
- **Project Funding Sources:** Enterprise Revenue

## Future Appropriations



## Annual Project Expenditures

PK069 - Elevator Upgrades					
	FY 21 Actual	FY 22 Actual	FY 23 Actual	FY 24 Actual	FY 25 Actual
ELEVATOR UPGRADE	\$0	\$10,334	\$1,750	\$51,320	\$362,003
TOTAL	\$0	\$10,334	\$1,750	\$51,320	\$362,003

# Ramp Maintenance & Repair - PK078

Parking - Capital Improvement Project



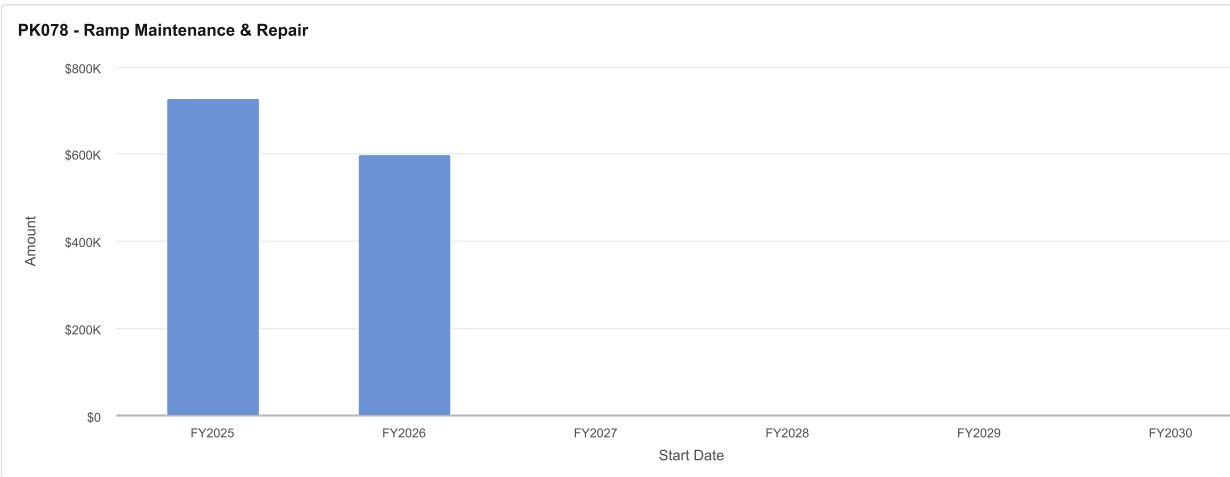
## Project Details

- **Project Description:** Perform maintenance and repairs to ramp roof including, but not limited to, replacing membrane and working on trench drain.
- **Ward:** 1
- **Anticipated Completion Date:** Ongoing

## Project Funding Information

- **Total Appropriated:** \$727,311
- **Needs Appropriated:** \$600,000
- **Actual Budget:** \$1,327,311
- **Prior Year Ending Balance:** \$727,311
- **Project Funding Sources:** Enterprise Revenue

## Future Appropriations



Data Updated: Jul 10, 2025, 7:11 AM

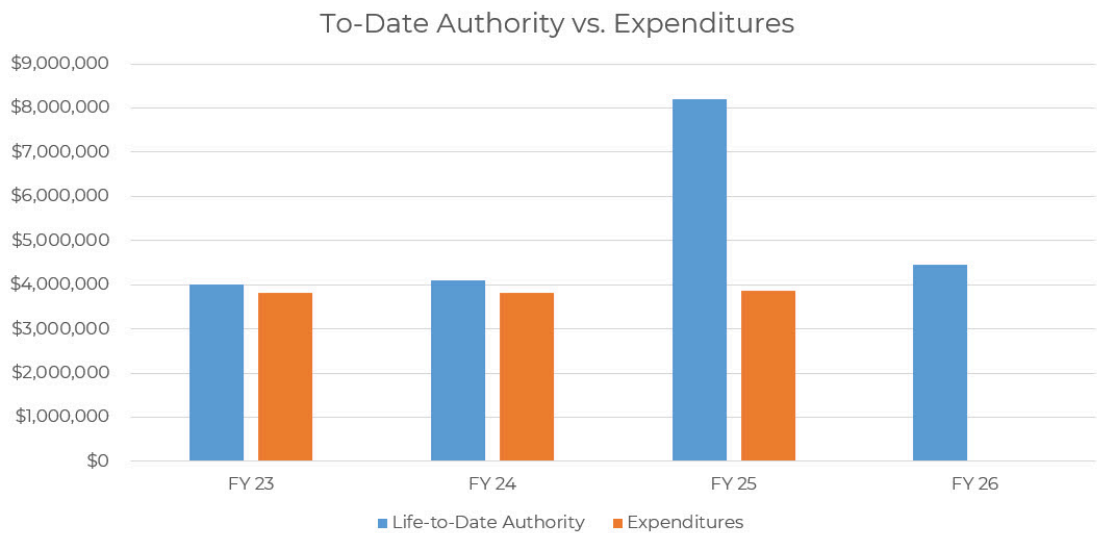


# Railroad Capital Projects

Photo Credit: Randy Hughes, Capture CoMo 2026

## To-Date Authority vs. Expenditures

Fund 5031\*



## Capital Projects Authority

	Actual FY 23	Actual FY 24	Anticipated FY 25
Total Life to Date Appropriation	\$4,004,340	\$4,104,340	\$8,204,340*
Prior Year Expenditures	\$3,207,879	\$3,818,792	\$3,829,377*
Current Year Expenditures	\$610,913	\$0	\$25,682**
Encumbrances	\$0	\$0	\$0*
Total Remaining Authority	\$185,548	\$285,548	\$4,349,281

\* This is current as of July 2025

\*\* Includes estimate from department

\*\*\* Includes FY 26 budget request of \$100,000

Note: Capital Projects are budgeted Life-to-Date. This means funding appropriated in one year may be spent in another.

## Fiscal Impact

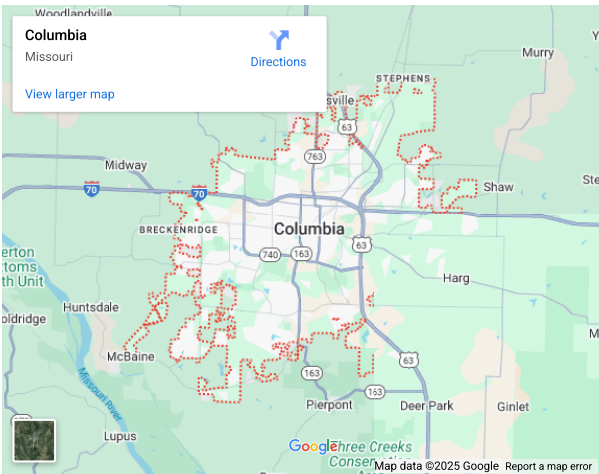
Railroad Capital Projects are funded through enterprise revenue. In FY 26, staff is proposing \$100,000 in funding for four annual projects.



# Annual Capital Maintenance - R0045

Railroad - Capital Improvement Project

Photo Credit: Kevin Lanning, 2024 Capture CoMo Contest



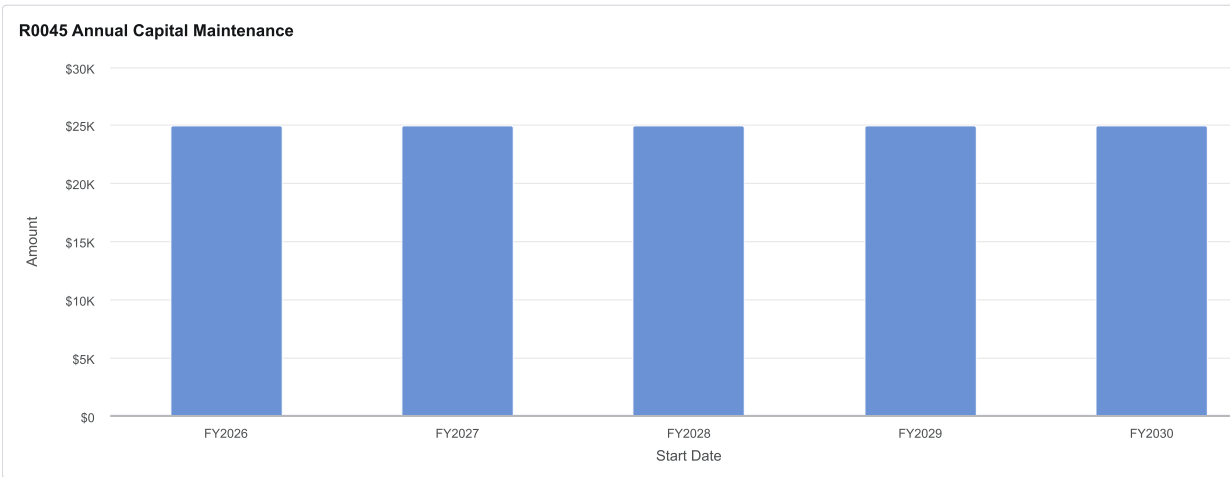
## Project Details

- **Project Description:** Routine capitalized railroad infrastructure maintenance.
- **Ward:** 3, Outside City
- **Anticipated Completion Date:** Ongoing

## Project Funding Information

- **Total Appropriated:** \$858,698
- **Needs Appropriated:** \$200,000
- **Actual Budget:** \$1,058,698
- **Prior Year Ending Balance:** \$90,101
- **Project Funding Sources:** Enterprise Revenue

## Future Appropriations



## Annual Project Expenditures

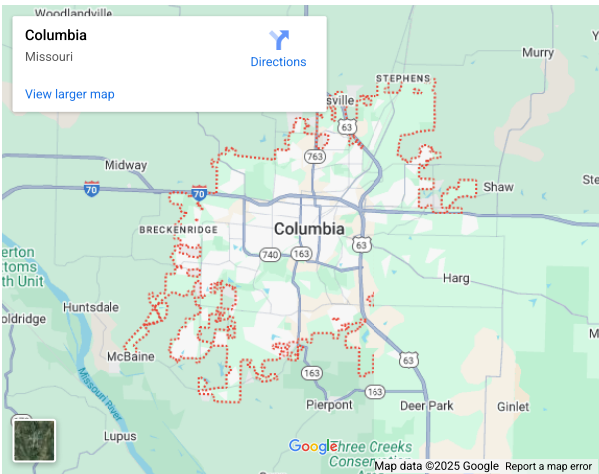
Annual Capital Maintenance R0045					
	FY 21 Actual	FY 22 Actual	FY 23 Actual	FY 24 Actual	FY 25 Actual
Transfers	\$0	\$0	\$81,489	\$0	\$0
Capital Outlay	\$35,538	\$20,232	\$0	\$0	\$25,682
TOTAL	\$35,538	\$20,232	\$81,489	\$0	\$25,682



# Annual Rail Replacement Program - R0014

Railroad - Capital Improvement Project

Photo Credit: Kevin Lanning, 2024 Capture CoMo Contest



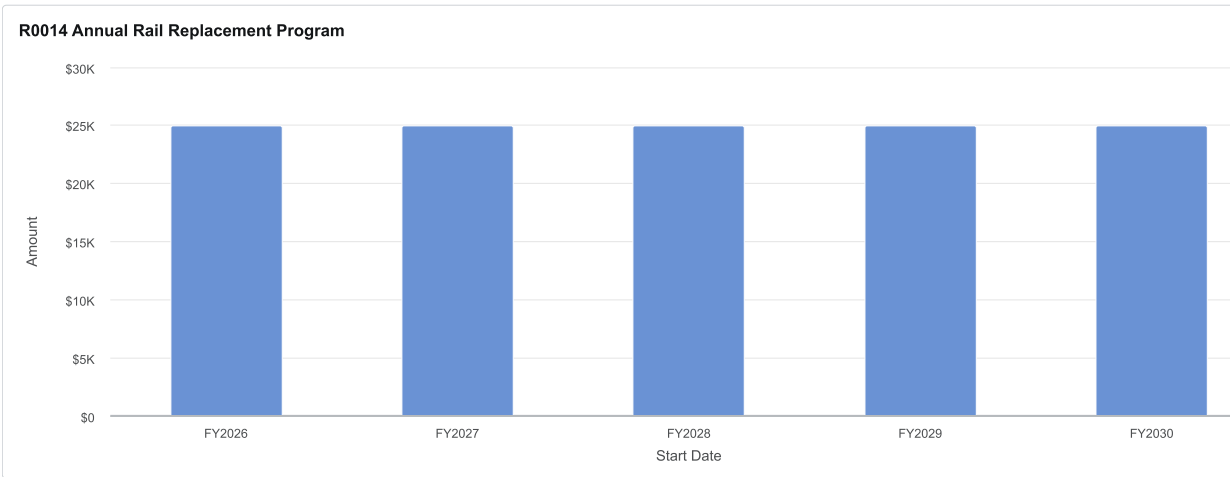
## Project Details

- **Project Description:** Replace rails in track on a continuous annual basis.
- **Ward:** 3, Outside City
- **Anticipated Completion Date:** Ongoing

## Project Funding Information

- **Total Appropriated:** \$524,539
- **Needs Appropriated:** \$200,000
- **Actual Budget:** \$724,539
- **Prior Year Ending Balance:** \$80,538
- **Project Funding Sources:** Enterprise Revenue

## Future Appropriations



## Annual Project Expenditures

Annual Rail Replacement Program R0014					
	FY 21 Actual	FY 22 Actual	FY 23 Actual	FY 24 Actual	FY 25 Actual
Transfers	\$0	\$0	\$97,412	\$0	\$0
Capital Outlay	\$0	\$0	\$0	\$9,563	\$0
TOTAL	\$0	\$0	\$97,412	\$9,563	\$0

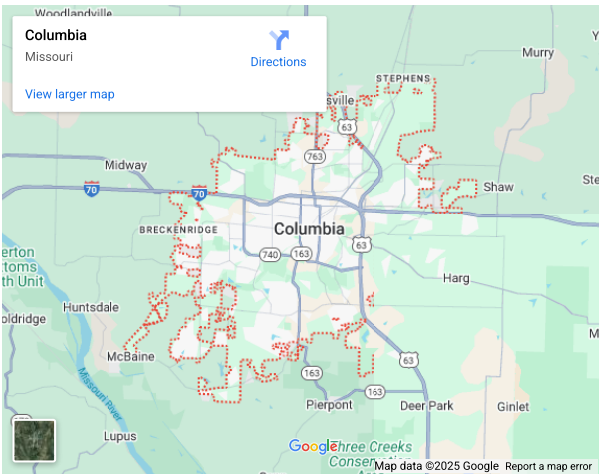




# Annual Surfacing Program - R0013

Railroad - Capital Improvement Project

Photo Credit: Kevin Lanning, 2024 Capture CoMo Contest



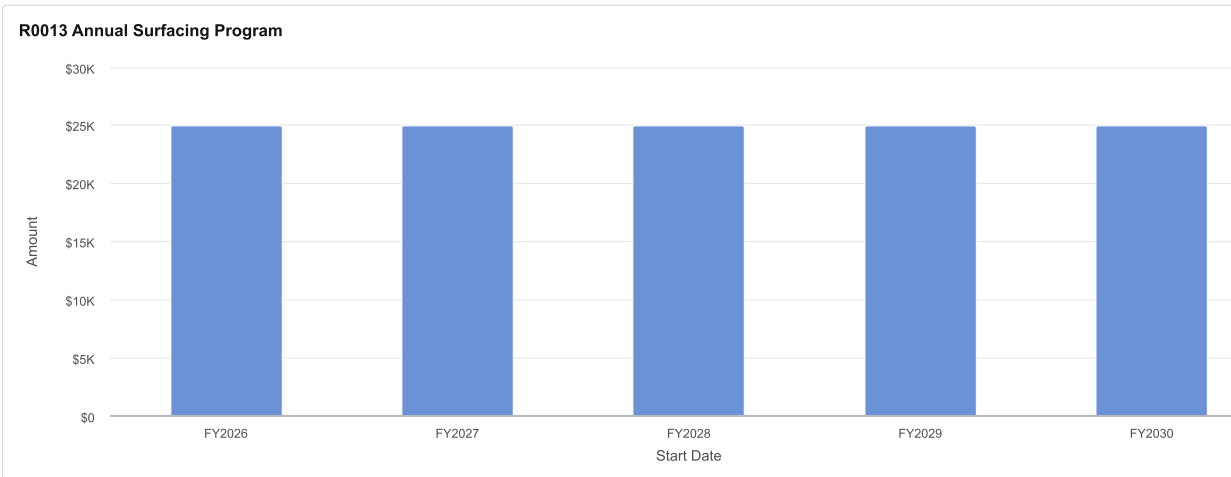
## Project Details

- **Project Description:** Ballast and surface track on a continuous annual basis.
- **Ward:** 3, Outside City
- **Anticipated Completion Date:** Ongoing

## Project Funding Information

- **Total Appropriated:** \$507,959
- **Needs Appropriated:** \$200,000
- **Actual Budget:** \$707,959
- **Prior Year Ending Balance:** \$89,080
- **Project Funding Sources:** Enterprise Revenue

## Future Appropriations



Data Updated: Jul 10, 2025, 7:11 AM

## Annual Project Expenditures

Annual Surfacing Program R0013					
	FY 21 Actual	FY 22 Actual	FY 23 Actual	FY 24 Actual	FY 25 Actual
Transfers	\$0	\$0	\$96,325	\$0	\$0
Capital Outlay	\$0	\$0	\$0	\$1,022	\$0
TOTAL	\$0	\$0	\$96,325	\$1,022	\$0

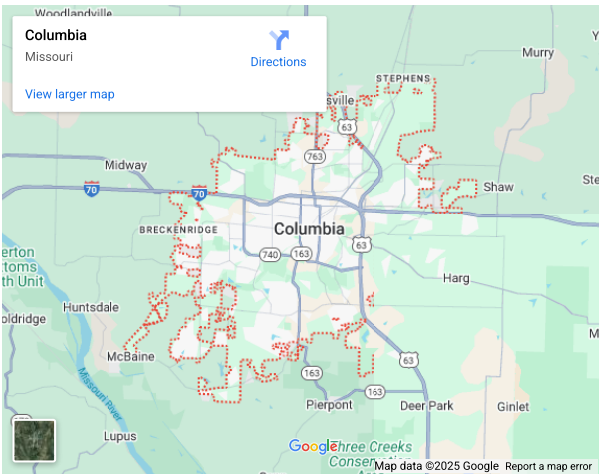




# Annual Tie Program - R0012

Railroad - Capital Improvement Project

Photo Credit: Kevin Lanning, 2024 Capture CoMo Contest



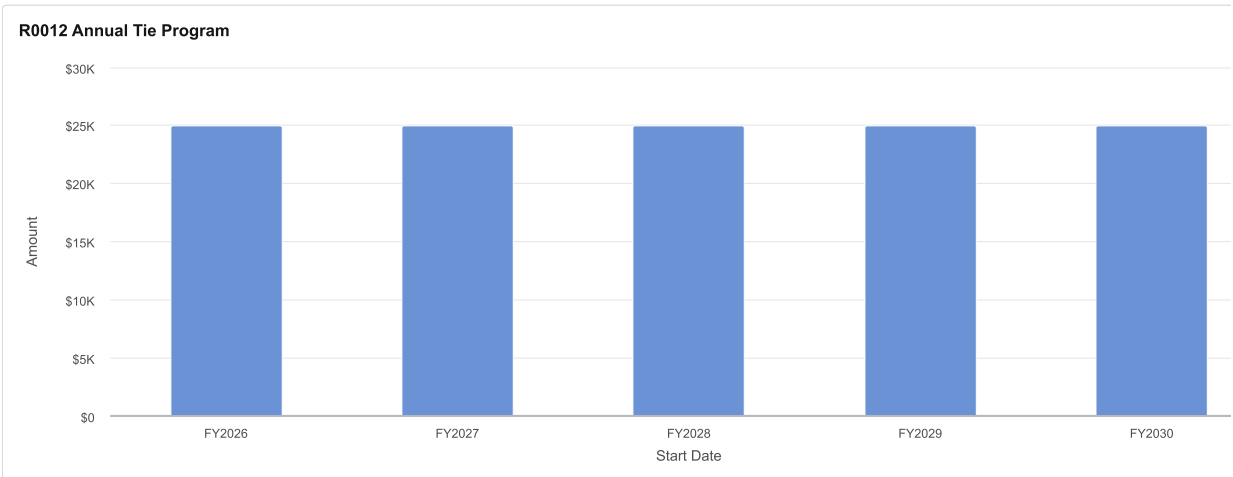
## Project Details

- **Project Description:** Replace crossties in track on a continuous annual basis.
- **Ward:** 3, Outside City
- **Anticipated Completion Date:** Ongoing

## Project Funding Information

- **Total Appropriated:** \$1,532,020
- **Needs Appropriated:** \$200,000
- **Actual Budget:** \$1,732,020
- **Prior Year Ending Balance:** \$105,203
- **Project Funding Sources:** Enterprise Revenue

## Future Appropriations



Data Updated: Jul 10, 2025, 7:11 AM

## Annual Project Expenditures

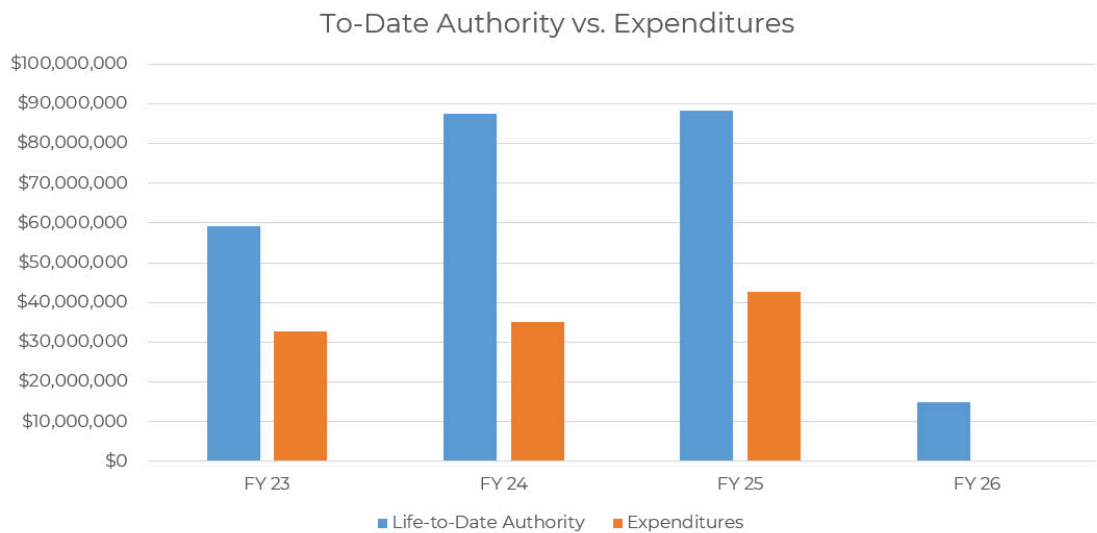
Annual Tie Program R0012					
	FY 21 Actual	FY 22 Actual	FY 23 Actual	FY 24 Actual	FY 25 Actual
Transfers	\$0	\$0	\$68,031	\$0	\$0
Capital Outlay	\$30,512	\$1,457	\$0	\$0	\$0
TOTAL	\$30,512	\$1,457	\$68,031	\$0	\$0

# Water Capital Projects

Photo Credit: Randy Hughes, Capture CoMo 2026

## To-Date Authority vs. Expenditures

Fund 5502\*



## Capital Projects Authority

	Actual FY 23	Actual FY 24	Anticipated FY 25
Total Life to Date Appropriation	\$59,291,299	\$87,390,388	\$88,129,299*
Prior Year Expenditures	\$31,966,560	\$33,514,887	\$37,338,598*
Current Year Expenditures	\$821,330	\$1,693,710	\$5,444,556**
Encumbrances	\$2,439,459	\$2,553,608	\$33,611,259*
Total Remaining Authority	\$24,063,950	\$49,628,183	\$11,734,886

\* This is current as of July 2025

\*\* Includes estimate from department

\*\*\* Includes FY 26 budget request of \$3,258,000

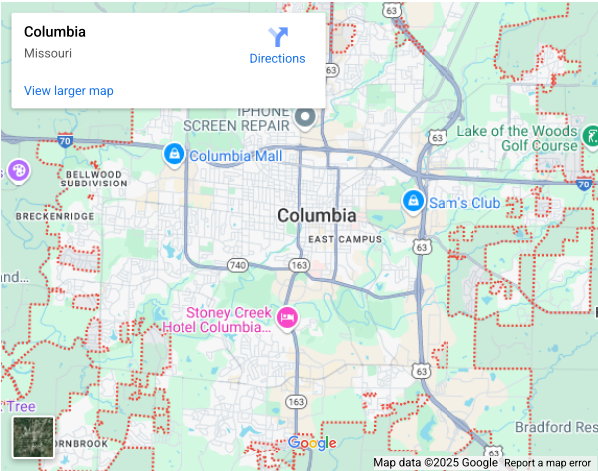
Note: Capital Projects are budgeted Life-to-Date. This means funding appropriated in one year may be spent in another.

## Fiscal Impact

The budget includes the major capital improvements that are outlined in our Capital Improvement Program. Water Capital Improvement Projects will cause an incremental impact on operational costs. For FY 26, the requested \$3,258,000 in new funding is from enterprise revenue.

# Differential Payments - W0143

Water Utility - Capital Improvement Project



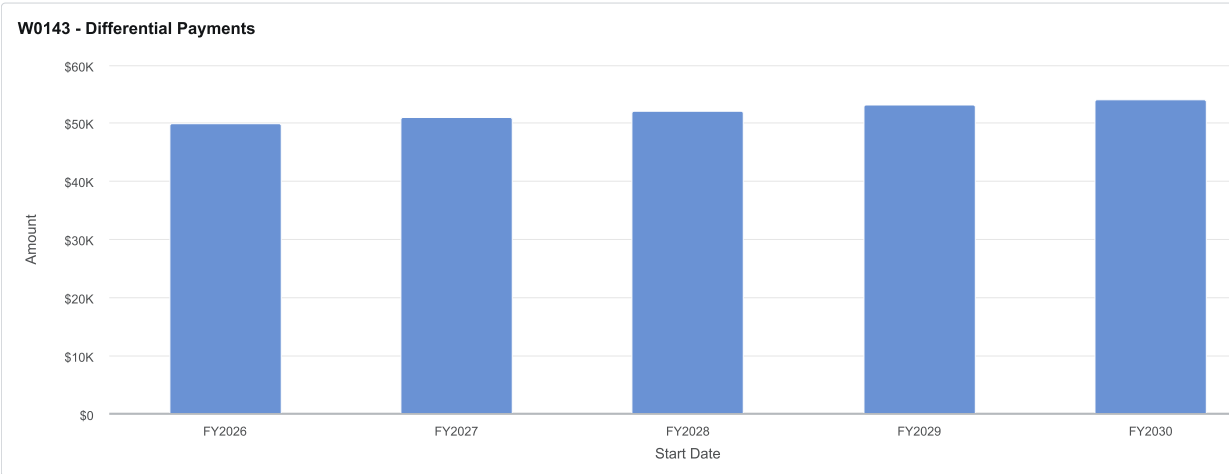
## Project Details

- **Project Description:** Ongoing project to pay developers the difference to upsize the new water main required for system-wide needs and future growth.
- **Ward:** Citywide
- **Anticipated Completion Date:** Ongoing

## Project Funding Information

- **Total Appropriated:** \$667,387
- **Needs Appropriated:** \$547,486
- **Actual Budget:** \$1,214,873
- **Prior Year Ending Balance:** \$213,702
- **Project Funding Sources:** 2008 Ballot and Enterprise Revenue

## Future Appropriations



Data Updated: Jul 10, 2025, 7:11 AM

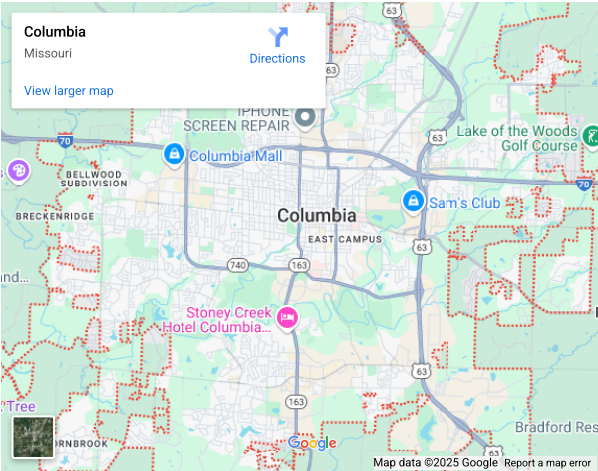
## Annual Project Expenditures

Differential Payments - W0143

	FY 21 Actual	FY 22 Actual	FY 23 Actual	FY 24 Actual	FY 25 Actual
Services	\$24,674	\$0	\$295	\$61,317	\$0
TOTAL	\$24,674	\$0	\$295	\$61,317	\$0

# I-70 Crossings - W0308

Water Utility - Capital Improvement Project



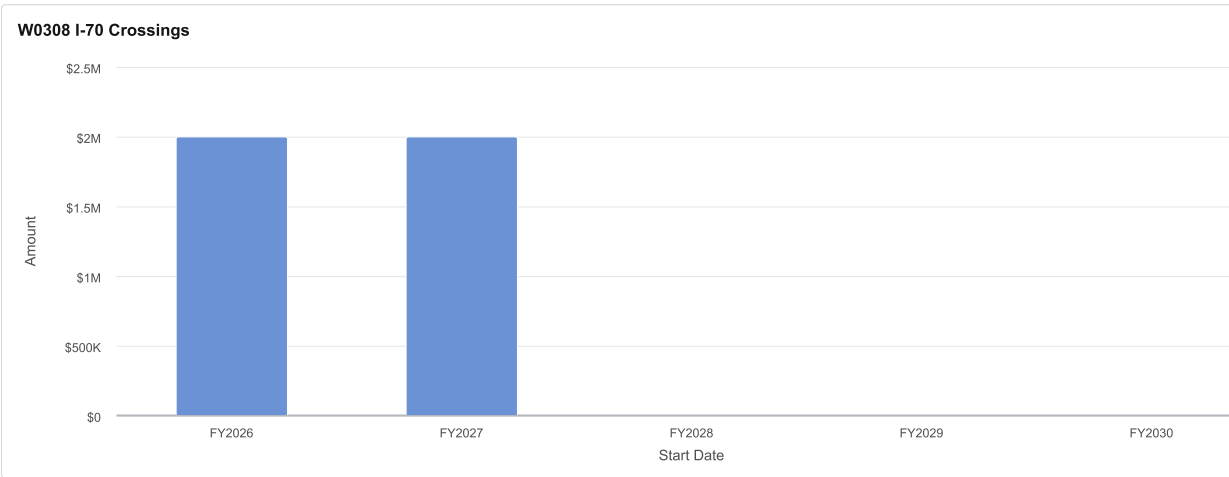
## Project Details

- **Project Description:** Funding available for relocations associated with the I-70 widening project.
- **Ward:** 1, 2, 3
- **Anticipated Completion Date:** Ongoing

## Project Funding Information

- **Total Appropriated:** \$0
- **Needs Appropriated:** \$4,000,000
- **Actual Budget:** \$4,000,000
- **Prior Year Ending Balance:** \$0
- **Project Funding Sources:** Enterprise Revenue

## Future Appropriations



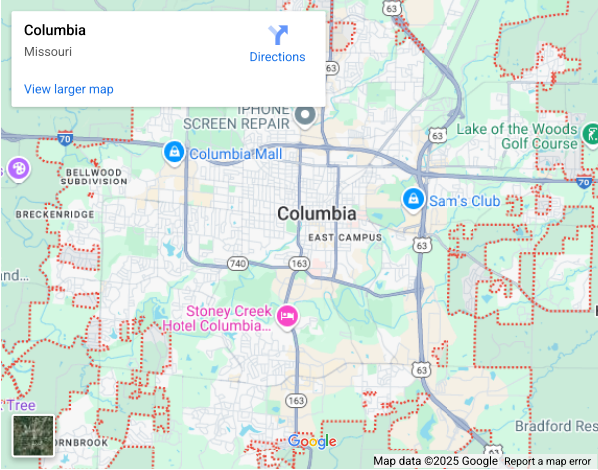
Data Updated: Jul 10, 2025, 7:11 AM





# New & Replacement of Mains Under Highways - W0119

Water Utility - Capital Improvement Project



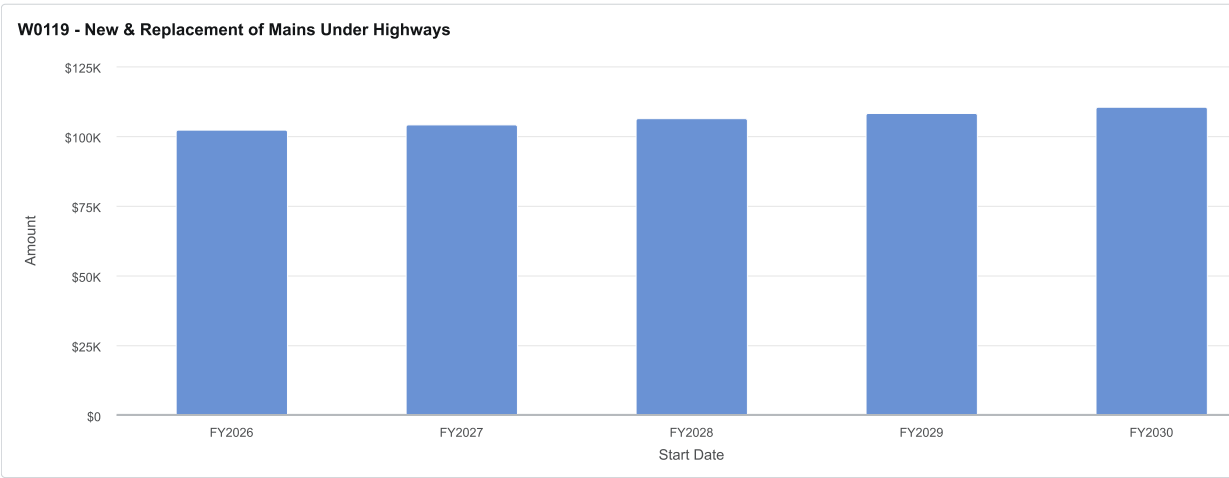
## Project Details

- **Project Description:** Project to install or replace large distribution mains under major highways.
- **Ward:** Citywide
- **Anticipated Completion Date:** Ongoing

## Project Funding Information

- **Total Appropriated:** \$0
- **Needs Appropriated:** \$1,116,871
- **Actual Budget:** \$1,116,871
- **Prior Year Ending Balance:** \$0
- **Project Funding Sources:** Enterprise Revenue

## Future Appropriations



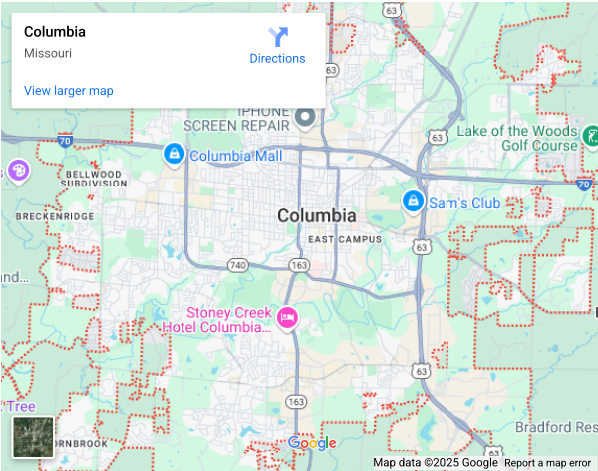
## Annual Project Expenditures

W0119 New & Replacement of Mains Under Highways					
	FY 21 Actual	FY 22 Actual	FY 23 Actual	FY 24 Actual	FY 25 Actual
HIGHWAY CROSSINGS	\$0	\$0	\$0	\$650,000	\$0
TOTAL	\$0	\$0	\$0	\$650,000	\$0



# New Service Lines - W0128

Water Utility - Capital Improvement Project



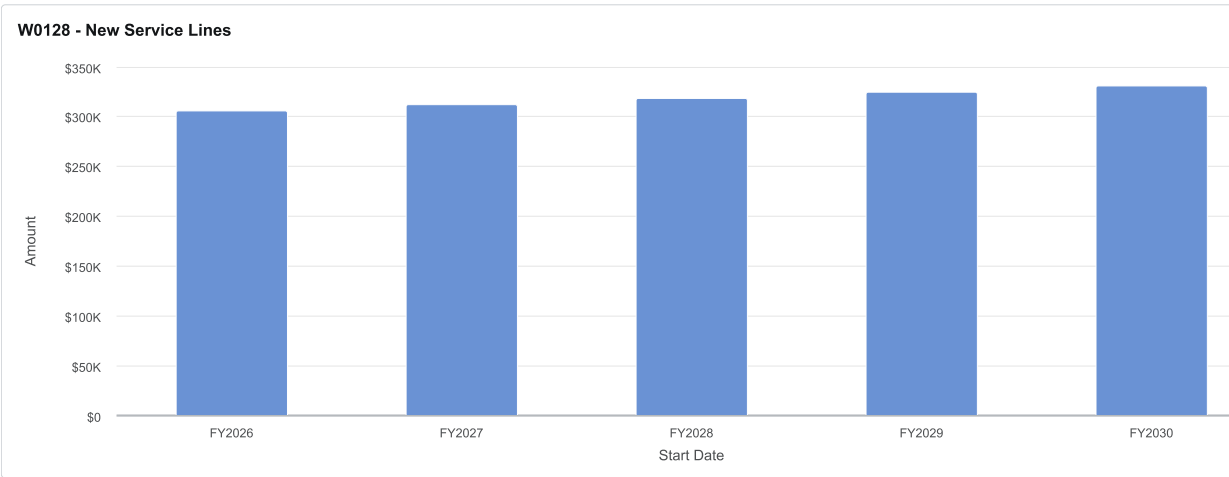
## Project Details

- **Project Description:** Ongoing project to install/replace services to meet growth.
- **Ward:** Citywide
- **Anticipated Completion Date:** Ongoing

## Project Funding Information

- **Total Appropriated:** \$12,348,264
- **Needs Appropriated:** \$3,350,615
- **Actual Budget:** \$15,698,879
- **Prior Year Ending Balance:** \$431,762
- **Project Funding Sources:** Enterprise Revenue and Ballot Funds

## Future Appropriations



Data Updated: Jul 10, 2025, 7:11 AM

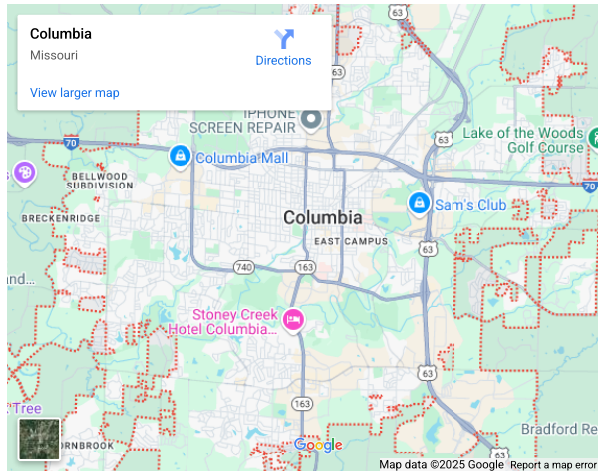
## Annual Project Expenditures

### New Service Lines - W0128

	FY 21 Actual	FY 22 Actual	FY 23 Actual	FY 24 Actual	FY 25 Actual
Services	\$239,105	\$248,767	\$219,616	\$221,017	\$104,666
Transfers	\$0	\$0	\$0	\$500,000	\$0
Materials & Supplies	\$35,591	\$4,302	\$1,456	\$0	\$0
Capital Outlay	\$726	\$2,774	\$0	\$0	\$0
TOTAL	\$275,422	\$255,843	\$221,071	\$721,017	\$104,666

# Water Main Replacements - W0130

Water Utility - Capital Improvement Project



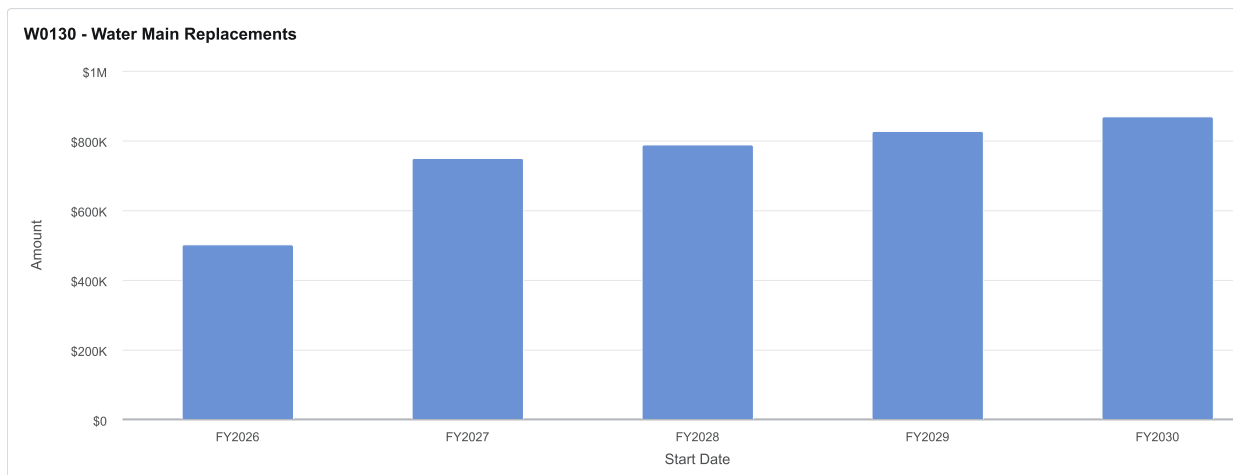
## Project Details

- **Project Description:** Project is for planning purposes to replace mains for increased reliability and to maintain fire flow.
- **Ward:** Citywide
- **Anticipated Completion Date:** Ongoing

## Project Funding Information

- **Total Appropriated:** \$2,424,034
- **Needs Appropriated:** \$14,190,428
- **Actual Budget:** \$16,614,462
- **Prior Year Ending Balance:** \$145,337
- **Project Funding Sources:** Enterprise Revenue and various ballots

## Future Appropriations



Data Updated: Jul 10, 2025, 7:11 AM

## Annual Project Expenditures

### Water Main Replacements - W0130

	FY 21 Actual	FY 22 Actual	FY 23 Actual	FY 24 Actual	FY 25 Actual
Transfers	\$0	\$0	\$0	\$438,000	\$0
Services	\$0	\$0	\$768	\$15,821	\$0
Personnel Services	\$0	\$0	\$4,080	\$737	\$0
Materials & Supplies	\$0	\$0	\$0	\$234	\$0
TOTAL	\$0	\$0	\$4,848	\$454,792	\$0

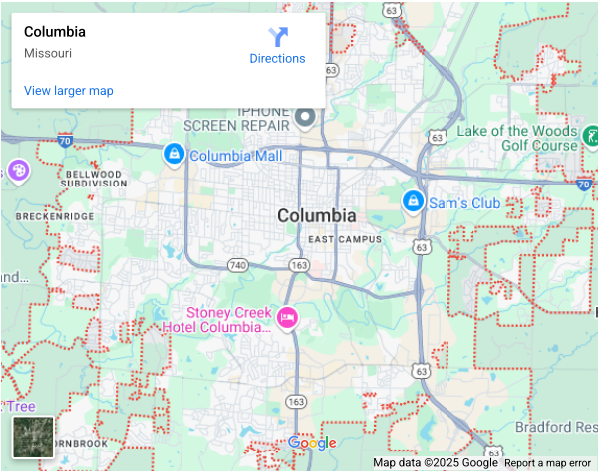
## Description and Scope

This project identifies funding requirements and needed improvements. As specific improvements are identified and planned, they will be added as separate projects in the one to two year horizon.



# Well Field Valve Upgrades - W0274

Water Utility - Capital Improvement Project



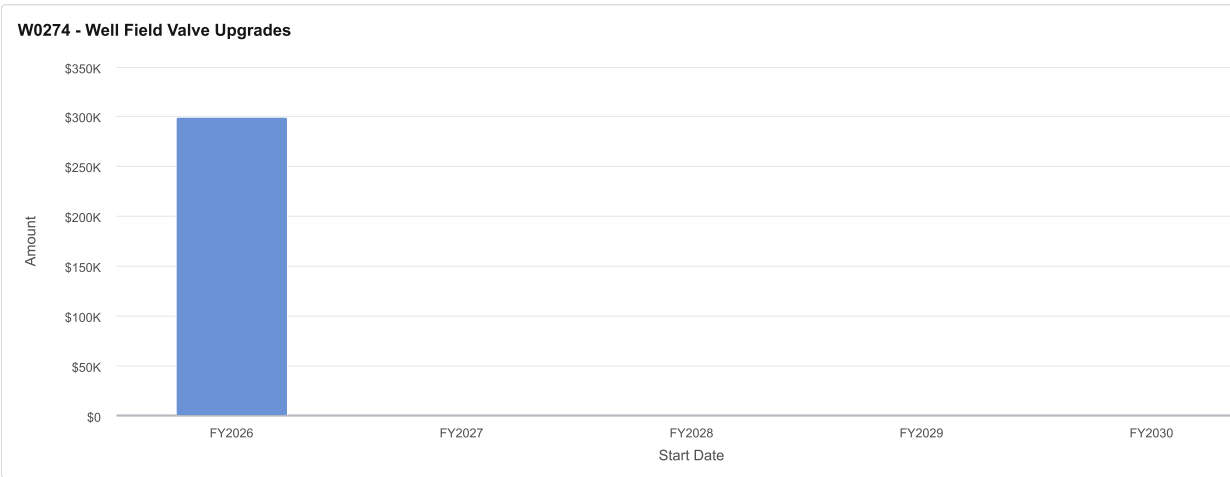
## Project Details

- **Project Description:** Installation of additional mainline valves in the McBaine Well Field and modifications to existing valve pits.
- **Ward:** Citywide
- **Anticipated Completion Date:** 2026

## Project Funding Information

- **Total Appropriated:** \$0
- **Needs Appropriated:** \$300,000
- **Actual Budget:** \$300,000
- **Prior Year Ending Balance:** \$0
- **Project Funding Sources:** Enterprise Revenue

## Future Appropriations



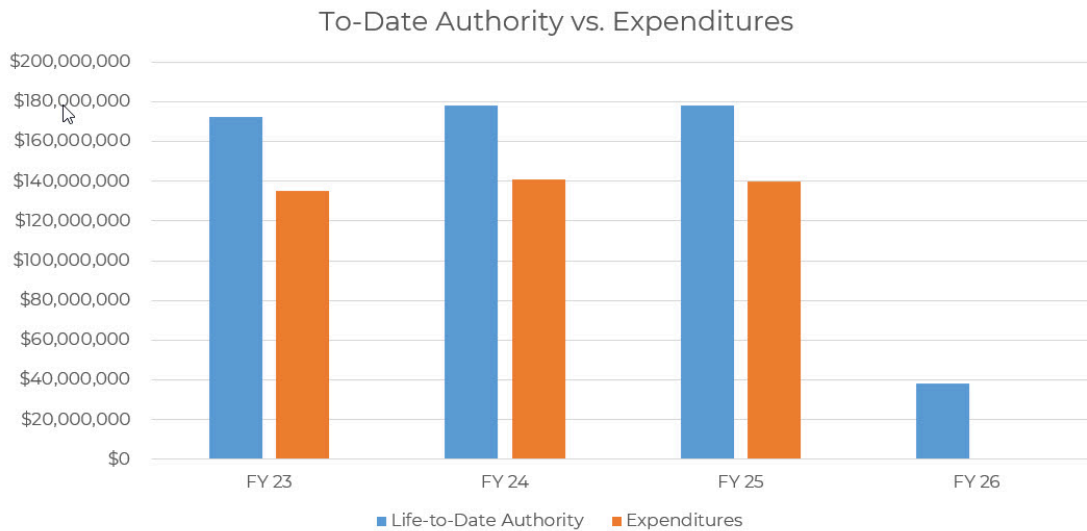
Data Updated: Jul 10, 2025, 7:11 AM

# Electric Capital Projects

Photo Credit: Randy Hughes, Capture CoMo 2026

## To-Date Authority vs. Expenditures

Fund 5513\*



## Capital Projects Authority

	Actual FY 23	Actual FY 24	Anticipated FY 25
Total Life to Date Appropriation	\$172,036,047	\$177,986,049	\$177,986,047*
Prior Year Expenditures	\$133,125,520	\$136,665,476	\$136,663,310*
Current Year Expenditures	\$2,210,108	\$4,205,104	\$3,060,129**
Encumbrances	\$4,030,608	\$7,017,526	\$4,743,857*
Total Remaining Authority	\$32,669,811	\$30,097,943	\$33,518,751

\* This is current as of July 2025

\*\* Includes estimate from department

\*\*\* Includes FY 26 budget request of \$4,752,228

Note: Capital Projects are budgeted Life-to-Date. This means funding appropriated in one year may be spent in another.

## Fiscal Impact

This includes the major capital improvements that are outlined in our Capital Improvement Program. Funding for Electric Capital Projects primarily comes from Enterprise Revenue generated by the Electric Utility.

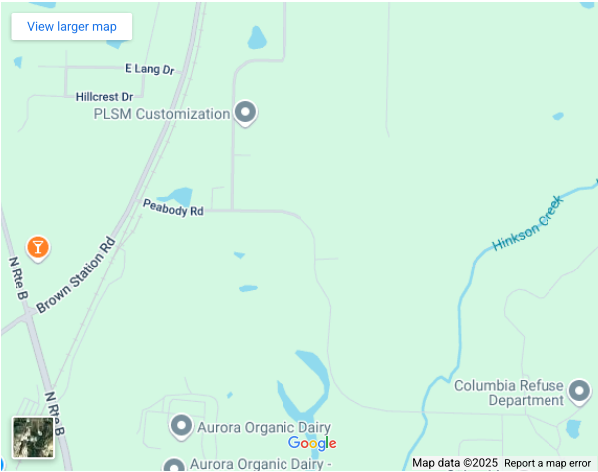
Due to the significant delay in the major substation and transmission projects and the requirement to spend down funds from the bond sale, transfers between enterprise funded projects and bond funded projects may be necessary to ensure bond funds are spent within the required time period.



# Bolstad T1 & T2 Switchgear & Transf Rpl - E0218

Electric Utility - Capital Improvement Project

Photo Credit: Ron Wyble



## Project Details

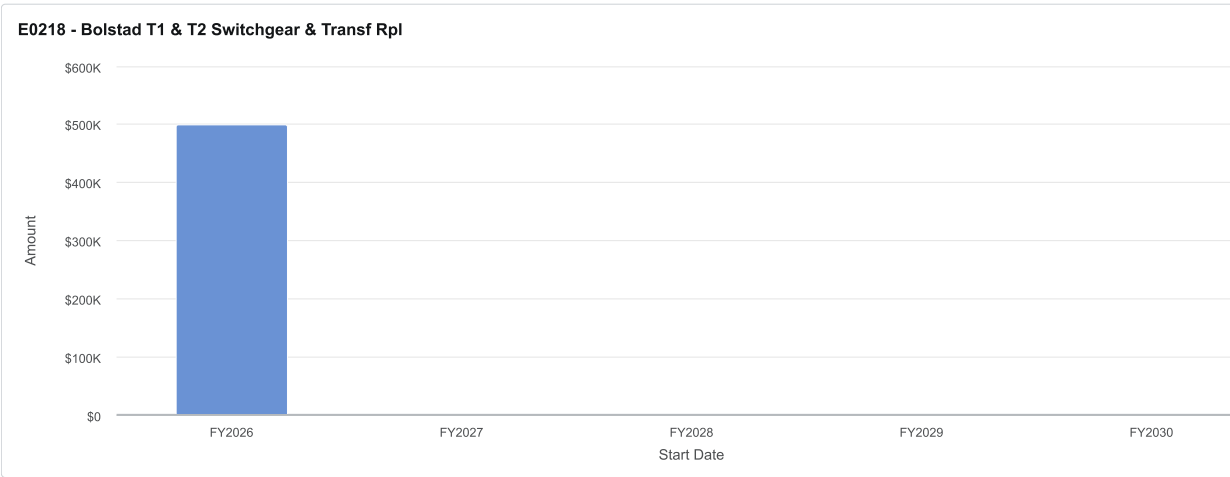
- **Project Description:** Install new T1 and T2 transformers and switchgear lineup to replace aging existing equipment at Bolstad Substation.
- **Ward:** 3
- **Anticipated Completion Date:** Ongoing

## Project Funding Information

- **Total Appropriated:** \$1,200,000
- **Needs Appropriated:** \$500,000
- **Actual Budget:** \$1,700,000
- **Prior Year Ending Balance:** \$262,867
- **Project Funding Sources:** 2015 Electric Bond and Enterprise Revenue

## Future Appropriations

\*Funding for this project is from unspent Prior Year Appropriations (PYA) of Enterprise Revenue.



Data Updated: Jul 10, 2025, 7:11 AM

Annual Project Expenditures

E0218 Bolstad T1 & T2 Switchgear & Transf Rpl

	FY 21 Actual	FY 22 Actual	FY 23 Actual	FY 24 Actual	FY 25 Actual
BOLSTAD T1 & T2 SWITCHGEAR & TRANSF RPL	\$0	\$0	\$0	\$267,765	\$82,052
TOTAL	\$0	\$0	\$0	\$267,765	\$82,052

Project Overview



# Broadway & Fairview Intersection PC233 - E0227

Electric Utility - Capital Improvement Project

Photo Credit: Ron Wyble



## Project Details

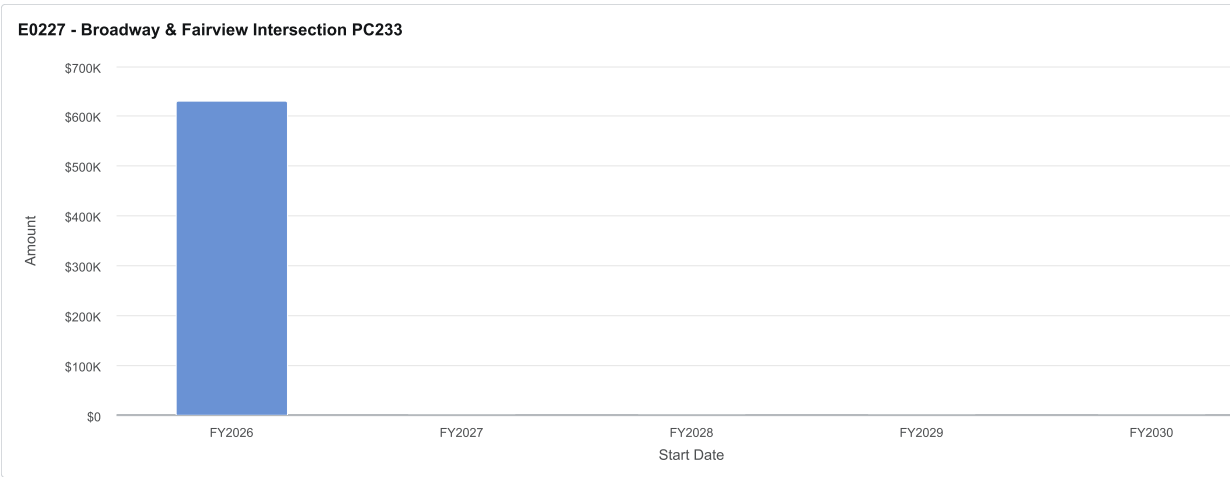
- **Project Description:** Extend new Perche Creek feeder PC233 to intersection of Fairview Road and Broadway
- **Ward:** 4
- **Anticipated Completion Date:** 2026

## Project Funding Information

- **Total Appropriated:** \$1,575,000
- **Needs Appropriated:** \$630,000
- **Actual Budget:** \$2,205,000
- **Prior Year Ending Balance:** \$0
- **Project Funding Sources:** Enterprise Revenue

## Future Appropriations

\*Funding for this project is from unspent Prior Year Appropriations (PYA) of Enterprise Revenue from Project E0192 - Substation Transformer Replacement and Project E0189 - Substation Switchgear.



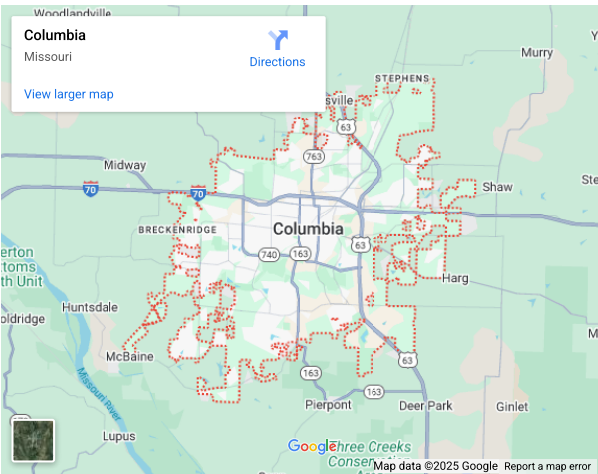
Data Updated: Jul 10, 2025, 7:11 AM



# Fiber Optic System Additions - E0082

Electric Utility - Capital Improvement Project

Photo Credit: Ron Wyble



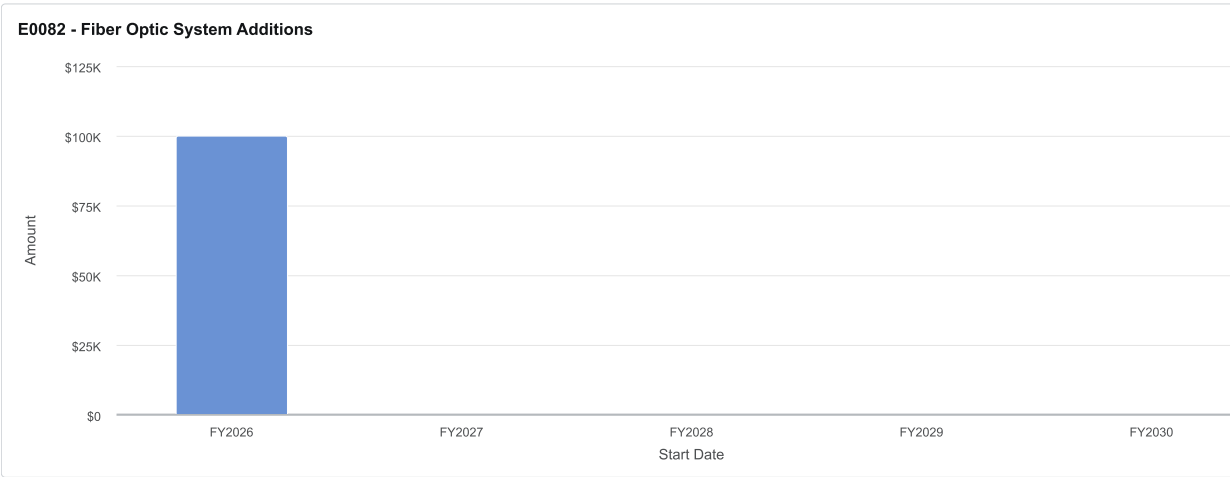
## Project Details

- **Project Description:** Ongoing project to expand and improve the fiber optic system.
- **Ward:** Citywide
- **Anticipated Completion Date:** Ongoing

## Project Funding Information

- **Total Appropriated:** \$3,599,643
- **Needs Appropriated:** \$100,000
- **Actual Budget:** \$3,699,643
- **Prior Year Ending Balance:** \$309,477
- **Project Funding Sources:** Enterprise Revenue

## Future Appropriations



## Annual Project Expenditures

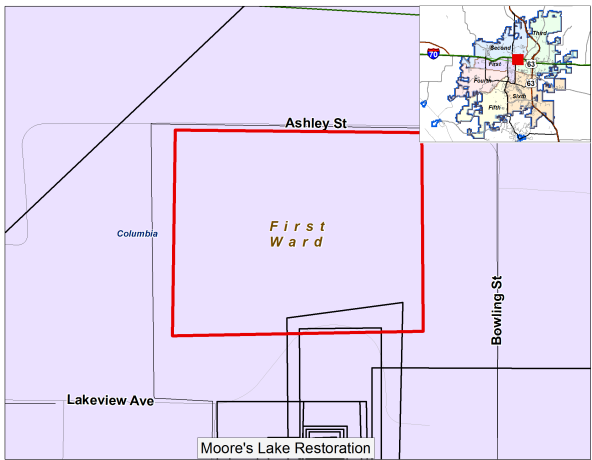
E0082 Fiber Optic System Additions					
	FY 21 Actual	FY 22 Actual	FY 23 Actual	FY 24 Actual	FY 25 Actual
FIBER OPTIC CABLE	\$62,723	\$973	\$26,927	\$17,949	\$0
TOTAL	\$62,723	\$973	\$26,927	\$17,949	\$0



# More's Lake Restoration - E0204

Electric Utility - Capital Improvement Project

Photo Credit: Ron Wyble



## Project Details

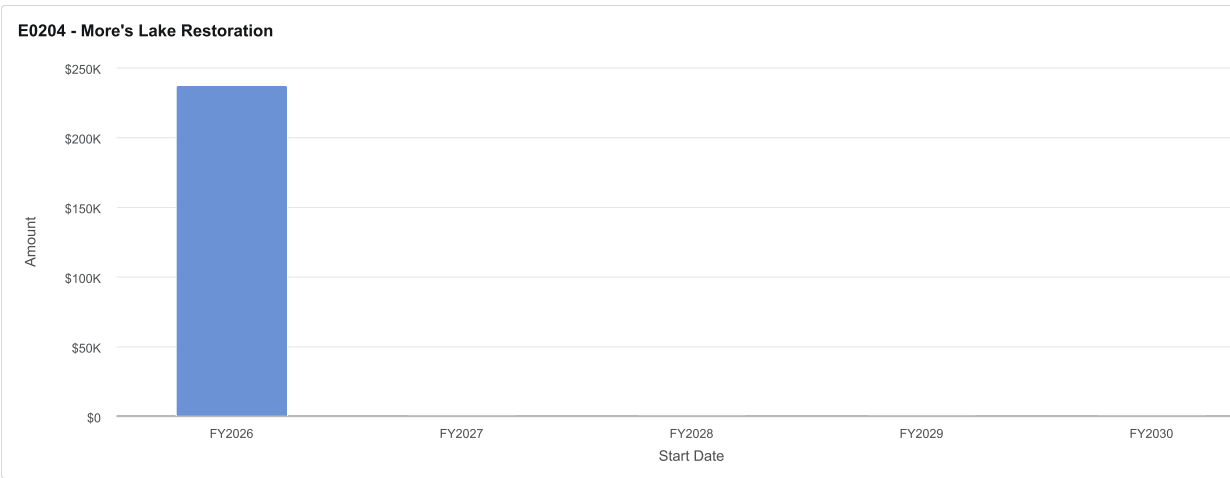
- **Project Description:** Restoration of More's Lake at the Columbia Municipal Power Plant.
- **Ward:** 1
- **Anticipated Completion Date:** 2026

## Project Funding Information

- **Total Appropriated:** \$6,550,000
- **Needs Appropriated:** \$236,915
- **Actual Budget:** \$6,786,915
- **Prior Year Ending Balance:** \$470,039
- **Project Funding Sources:** Enterprise Revenue and Ballot Funds

## Future Appropriations

\*Funding for this project includes unspent Prior Year Appropriations (PYA) of Enterprise Revenue



Data Updated: Jul 10, 2025, 7:11 AM

Annual Project Expenditures

More's Lake Restoration - E0204

	FY 21 Actual	FY 22 Actual	FY 23 Actual	FY 24 Actual	FY 25 Actual
Materials & Supplies	\$64,371	\$36,057	\$225,844	\$46,883	\$10,638
Services	\$92,045	\$37,710	\$78,527	\$0	\$0
Personnel Services	\$39,022	\$46,816	\$46,942	\$28,944	\$18,490
TOTAL	\$195,438	\$120,582	\$351,313	\$75,826	\$29,128

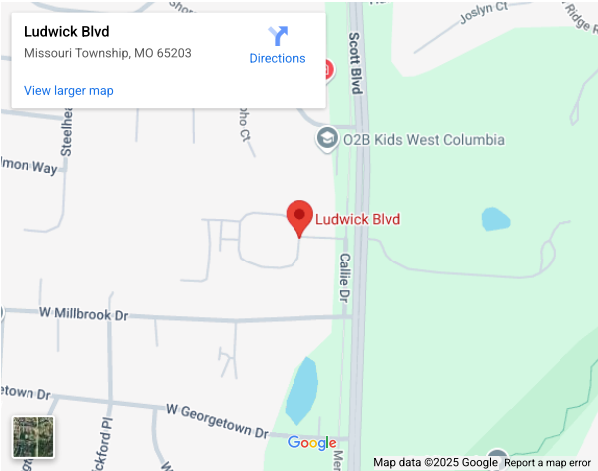
Project Overview



# Perche T1 Transformer & Switchgear Rpl - E0225

Electric Utility - Capital Improvement Project

Photo Credit: Ron Wyble



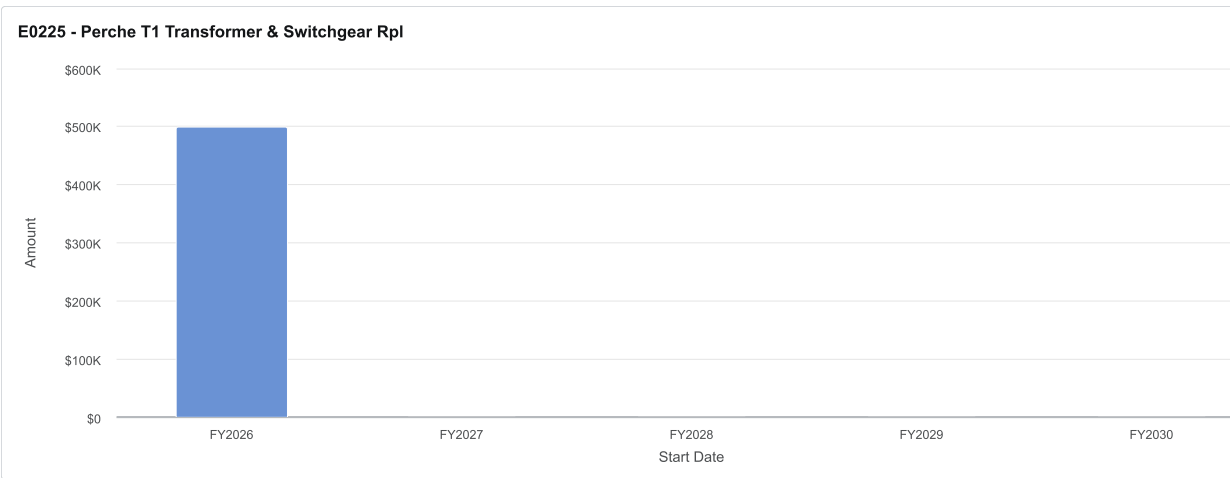
## Project Details

- **Project Description:** Replace and upgrade the Perche T1 transformer and switchgear.
- **Ward:** 4
- **Anticipated Completion Date:** 2026

## Project Funding Information

- **Total Appropriated:** \$2,150,000
- **Needs Appropriated:** \$500,000
- **Actual Budget:** \$2,650,000
- **Prior Year Ending Balance:** \$0
- **Project Funding Sources:** Enterprise Revenue

## Future Appropriations



Data Updated: Jul 10, 2025, 7:11 AM

## Annual Project Expenditures

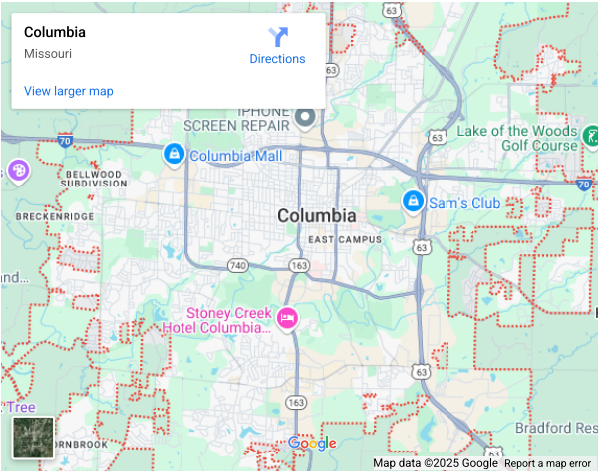
E0225 Perche T1 Transformer & Switchgear Rpl					
	FY 21 Actual	FY 22 Actual	FY 23 Actual	FY 24 Actual	FY 25 Actual
PERCHE T1 TRANSF & SWITCHGEAR RPL	\$0	\$0	\$0	\$0	\$412,723
TOTAL	\$0	\$0	\$0	\$0	\$412,723



# Protective Relay Upgrade - E0145

Electric Utility - Capital Improvement Project

Photo Credit: Ron Wyble



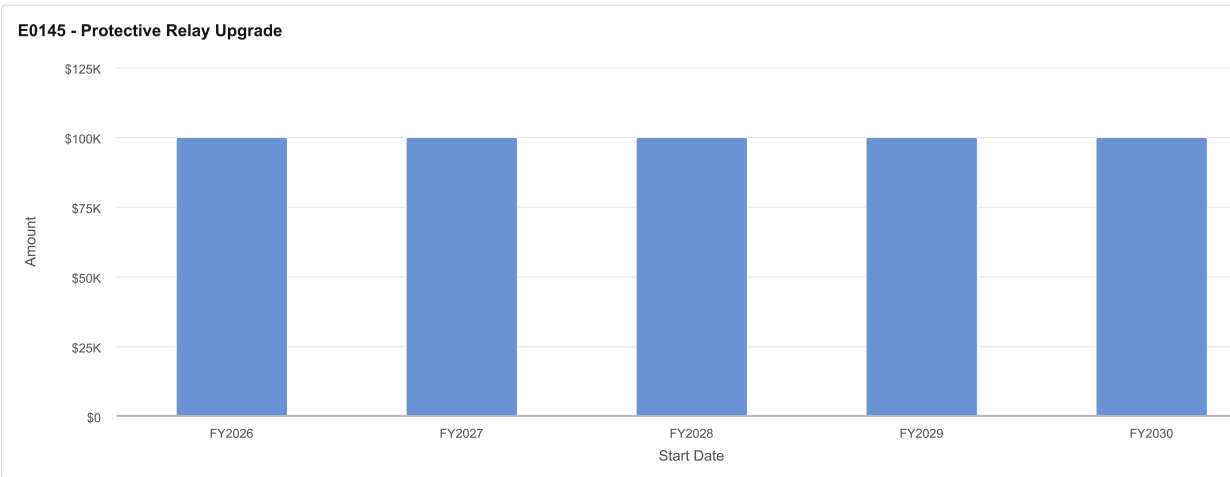
## Project Details

- **Project Description:** Project to upgrade relays at electric substations.
- **Ward:** Citywide
- **Anticipated Completion Date:** Ongoing

## Project Funding Information

- **Total Appropriated:** \$1,263,815
- **Needs Appropriated:** \$500,000
- **Actual Budget:** \$1,763,815
- **Prior Year Ending Balance:** \$191,040
- **Project Funding Sources:** Enterprise Revenue

## Future Appropriations



## Annual Project Expenditures

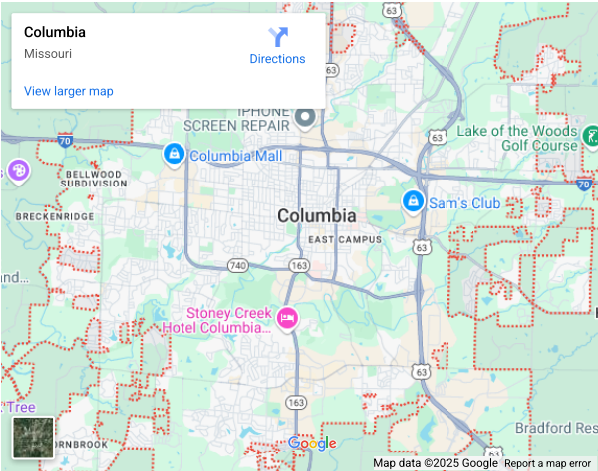
Protective Relay Upgrade - E0145					
	FY 21 Actual	FY 22 Actual	FY 23 Actual	FY 24 Actual	FY 25 Actual
Capital Outlay	\$83,459	\$79,366	\$115,810	\$24,576	\$16,320
Personnel Services	\$93,273	\$0	\$0	\$0	\$0
Materials & Supplies	\$8,649	\$506	\$8,874	\$0	\$0
TOTAL	\$185,382	\$79,873	\$124,684	\$24,576	\$16,320



# Transformers - E1105

Electric Utility - Capital Improvement Project

Photo Credit: Ron Wyble



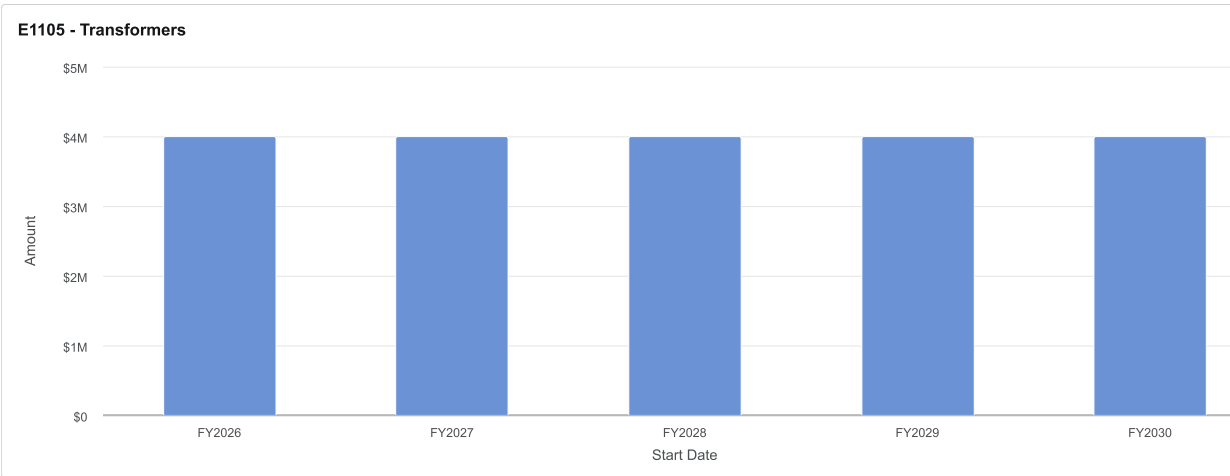
## Project Details

- **Project Description:** Ongoing project to purchase required transformers and capacitors for electric system expansion and replace existing. Anticipate replacement of 2% of installed kva annually and adding 3% of installed kva annually.
- **Ward:** Citywide
- **Anticipated Completion Date:** Ongoing

## Project Funding Information

- **Total Appropriated:** \$8,000,000
- **Needs Appropriated:** \$32,000,000
- **Actual Budget:** \$40,000,000
- **Prior Year Ending Balance:** \$4,167,224
- **Project Funding Sources:** Enterprise Revenue

## Future Appropriations



Data Updated: Jul 10, 2025, 7:11 AM

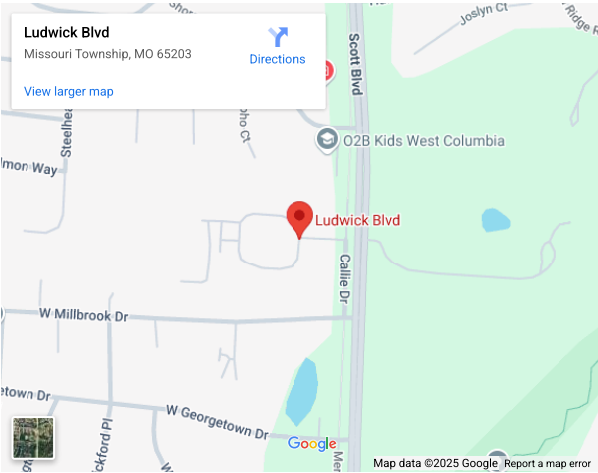
## Annual Project Expenditures

Transformers - E1105					
	FY 21 Actual	FY 22 Actual	FY 23 Actual	FY 24 Actual	FY 25 Actual
Capital Outlay	\$0	\$0	\$0	\$1,681,979	\$968,193
TOTAL	\$0	\$0	\$0	\$1,681,979	\$968,193

# Westbury Subdivision & Hulen Subst PC232 - E0226

Electric Utility - Capital Improvement Project

Photo Credit: Ron Wyble



### Project Details

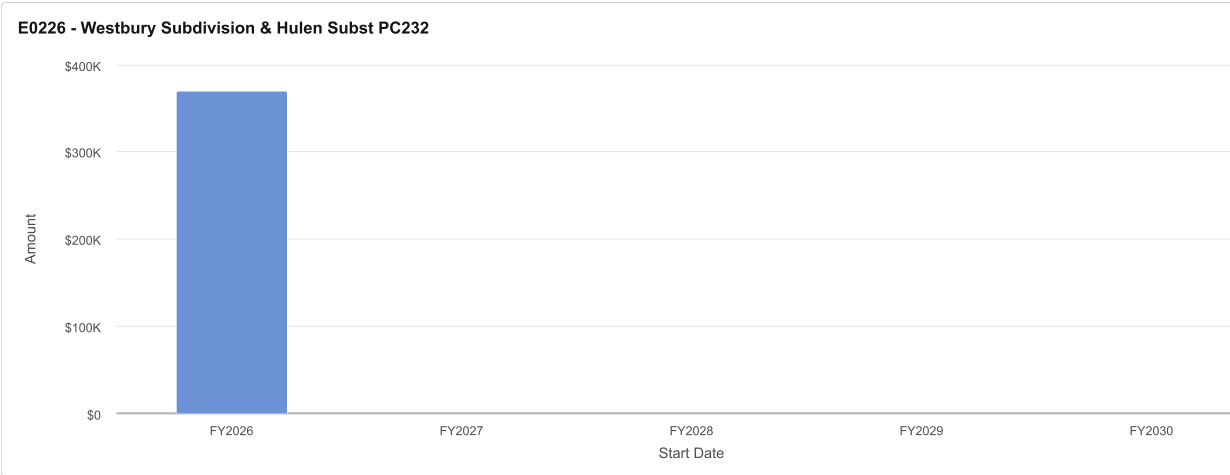
- **Project Description:** Extend new Perche Creek feeder PC232 to Westbury Subdivision and the site of the old Hulen Substation.
- **Ward:** 4
- **Anticipated Completion Date:** 2026

### Project Funding Information

- **Total Appropriated:** \$925,000
- **Needs Appropriated:** \$370,000
- **Actual Budget:** \$1,295,000
- **Prior Year Ending Balance:** \$0
- **Project Funding Sources:** Enterprise Revenue and 2015 Electric Bond

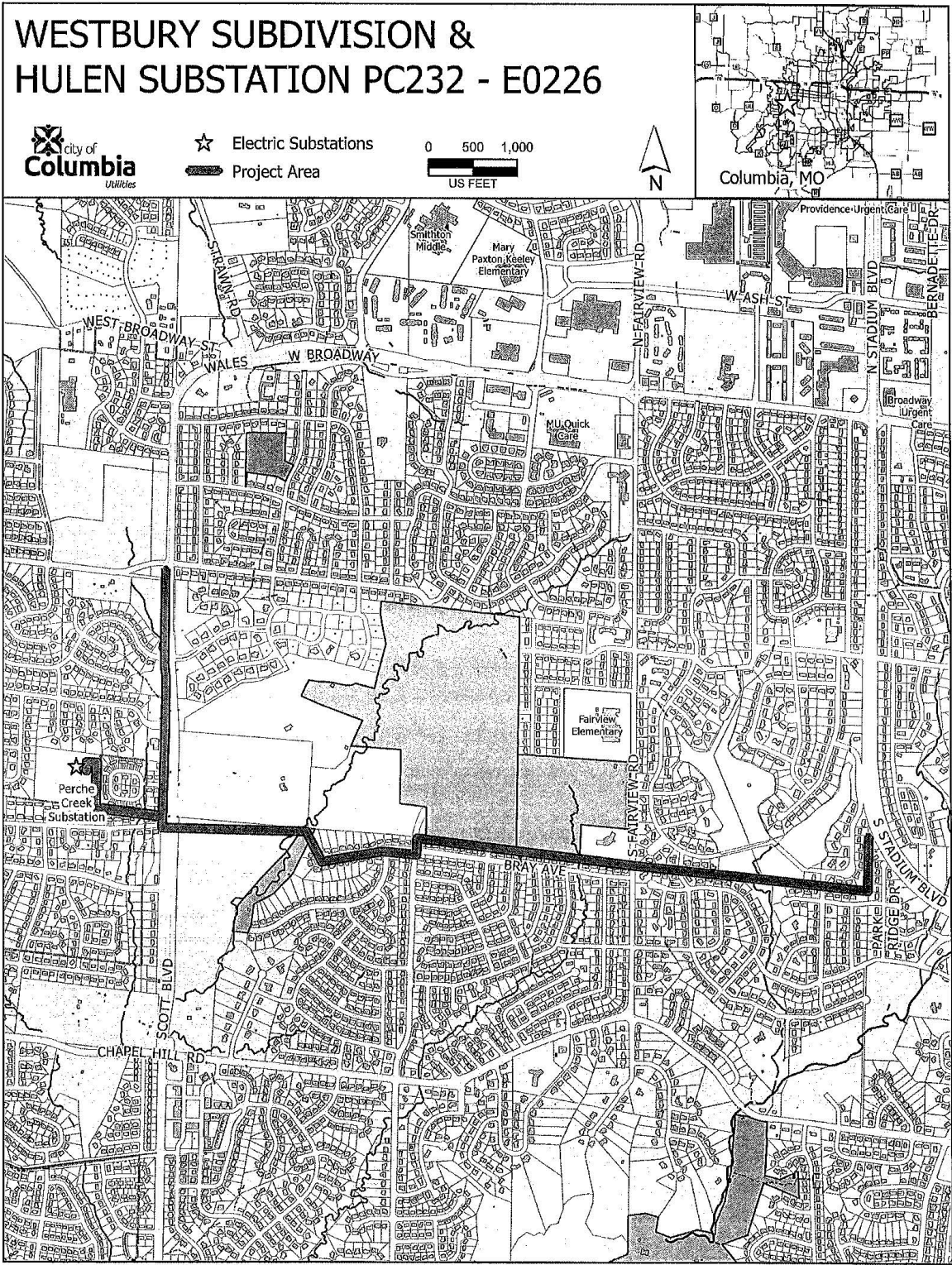
### Future Appropriations

The majority of funding for this project is from unspent Prior Year Appropriations (PYA).





# Project Overview

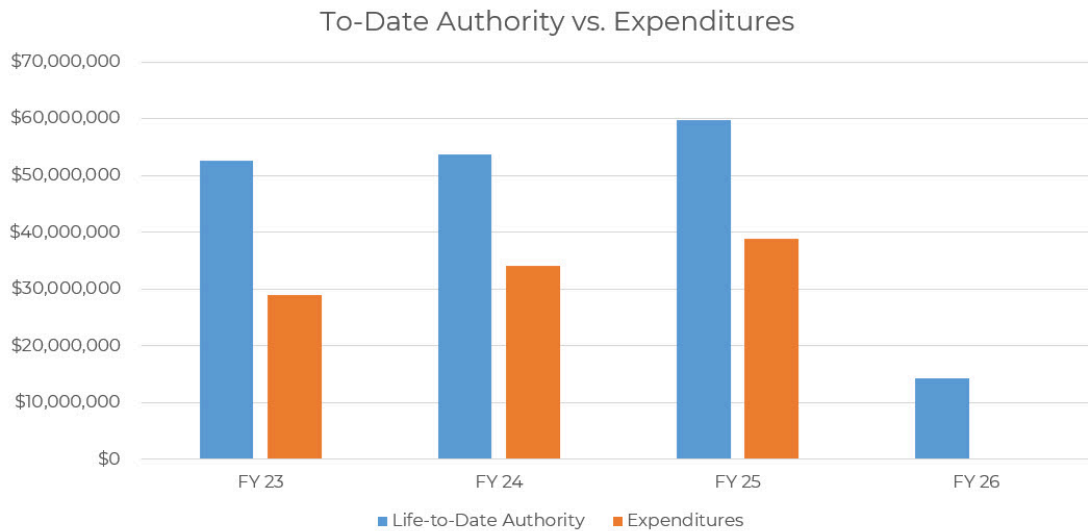


# Sewer Capital Projects

Photo Credit: Randy Hughes, Capture CoMo 2026

## To-Date Authority vs. Expenditures

Fund 5551\*



## Capital Projects Authority

	Actual FY 23	Actual FY 24	Anticipated FY 25
Total Life to Date Appropriation	\$52,601,895	\$53,618,851	\$59,737,151*
Prior Year Expenditures	\$25,260,511	\$29,874,736	\$37,778,472*
Current Year Expenditures	\$3,607,309	\$4,187,304	\$1,146,866**
Encumbrances	\$1,347,175	\$7,542,387	\$12,095,303*
Total Remaining Authority	\$22,386,900	\$12,014,424	\$8,716,510

\* This is current as of July 2025

\*\* Includes estimate from department

\*\*\* Includes FY 26 budget request of \$5,580,000

Note: Capital Projects are budgeted Life-to-Date. This means funding appropriated in one year may be spent in another.

## Fiscal Impact

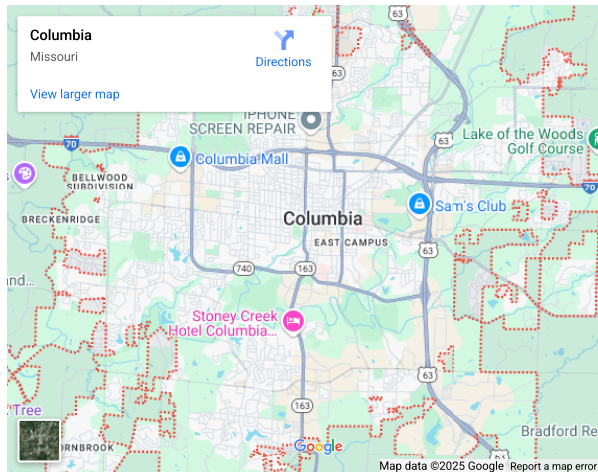
Sanitary Sewer Utility Capital Projects are funded by enterprise revenue collected from ratepayers and revenue bond funds approved by voters in 2013. FY 26 includes \$5,580,000 of enterprise revenue to fund future rehabilitation projects, construction for one Private Common Collector Elimination projects, and new digester addition for the Waste Water Treatment Plant.



# Annual Sewer System Improvements - SW183

Sewer Utility - Capital Improvement Project

Photo Credit: Mike Gattorna, Capture CoMo 2023



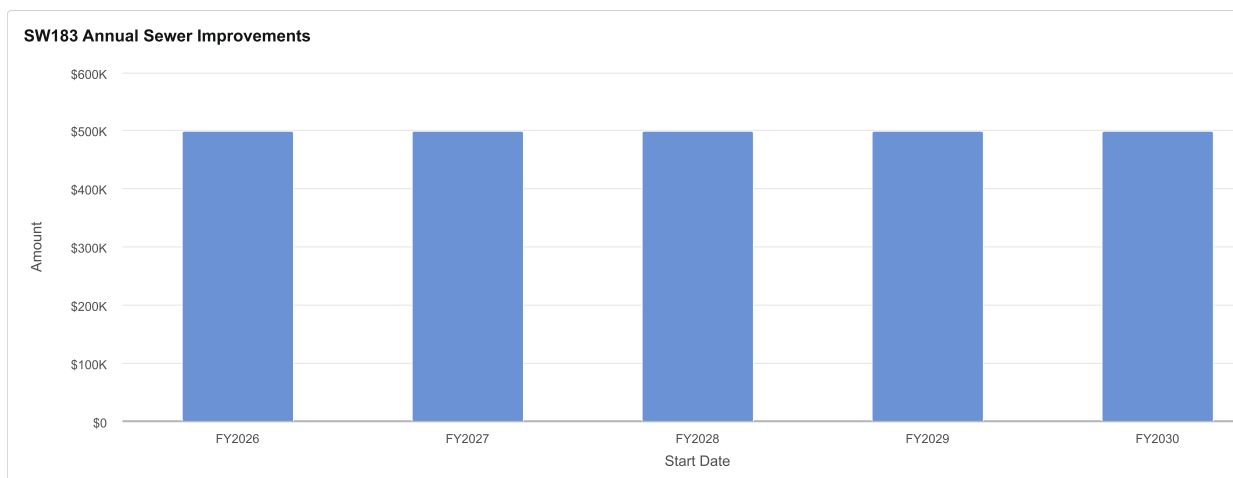
## Project Details

- **Project Description:** Streambank stabilization, Inflow and Infiltration reduction, and sewer improvements performed as part of other street or storm water projects.
- **Ward:** Citywide
- **Anticipated Completion Date:** Ongoing

## Project Funding Information

- **Total Appropriated:** \$1,543,083
- **Needs Appropriated:** \$3,000,000
- **Actual Budget:** \$4,543,083
- **Prior Year Ending Balance:** \$1,523,257
- **Project Funding Sources:** Enterprise Revenue and 2014 Ballot

## Future Appropriations



## Annual Project Expenditures

Annual Sewer System Improvements - SW183

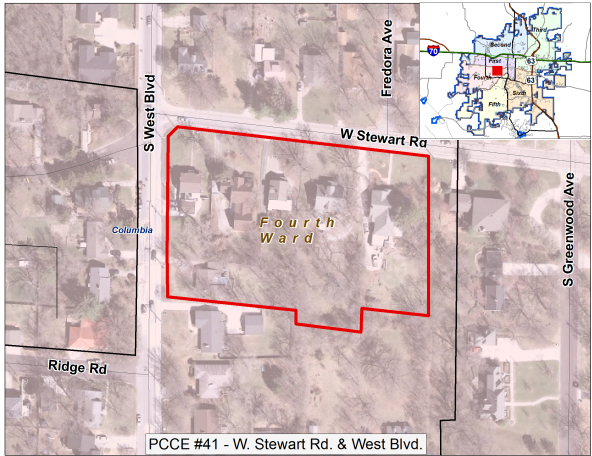
	FY 21 Actual	FY 22 Actual	FY 23 Actual	FY 24 Actual	FY 25 Actual
Transfers	\$15,000	\$0	\$1,320,000	\$55,000	\$0
TOTAL	\$15,000	\$0	\$1,320,000	\$55,000	\$0



# PCCE #41 - W Stewart Road & West Blvd - SW536

Sewer Utility - Capital Improvement Project

Photo Credit: Mike Gattorna, Capture CoMo 2023



## Project Details

- **Project Description:** Replace failing private common collector sewer. Petition project. Regulatory compliance.
- **Ward:** 4
- **Anticipated Completion Date:** TBD

## Project Funding Information

- **Total Appropriated:** \$95,500
- **Needs Appropriated:** \$380,000
- **Actual Budget:** \$475,500
- **Prior Year Ending Balance:** \$10,501
- **Project Funding Sources:** Enterprise Revenue

## Future Appropriations



Data Updated: Jul 10, 2025, 7:11 AM

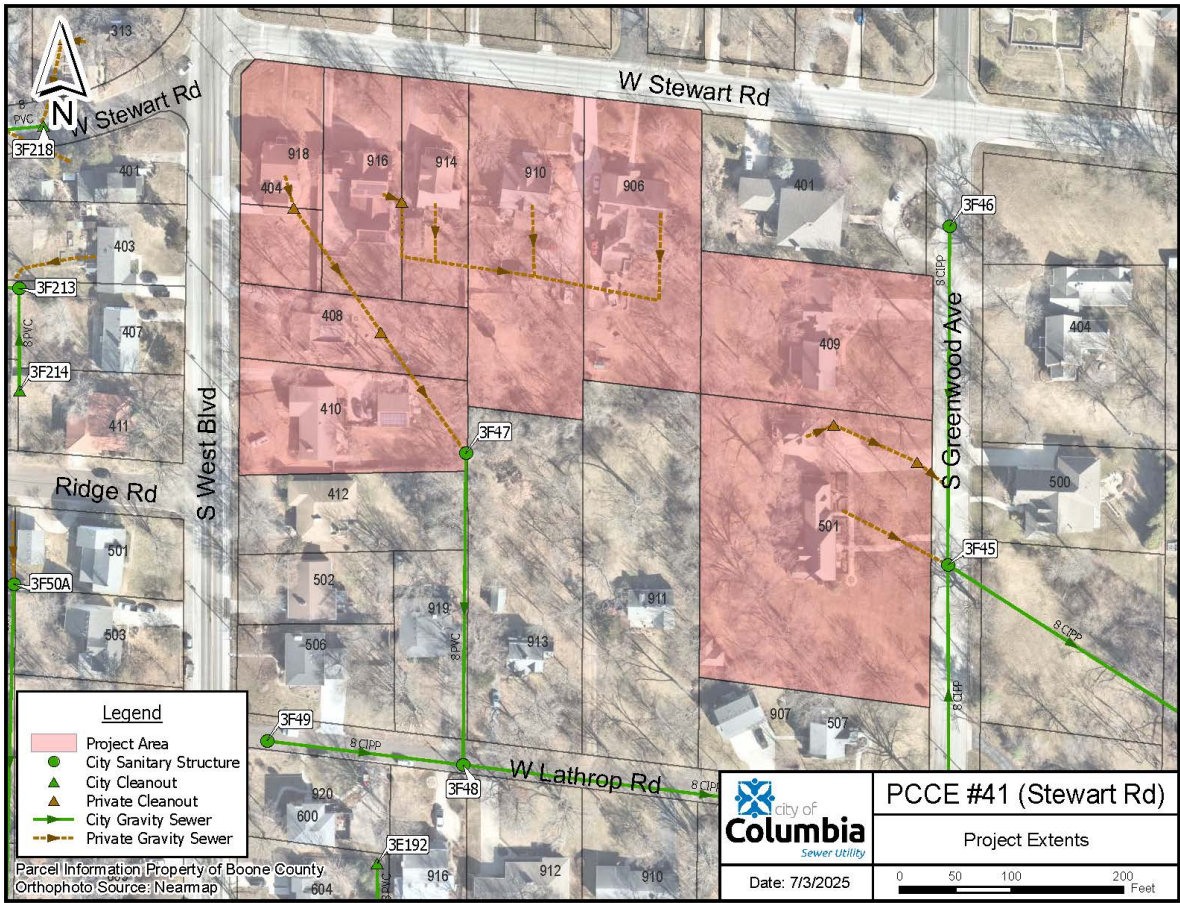


Annual Project Expenditures

SW536 PCCE #41 W Stewart Road & West Blvd

	FY 21 Actual	FY 22 Actual	FY 23 Actual	FY 24 Actual	FY 25 Actual
PCCE #41 W STEWART RD & WEST BLVD	\$0	\$0	\$0	\$14,168	\$11,529
TOTAL	\$0	\$0	\$0	\$14,168	\$11,529

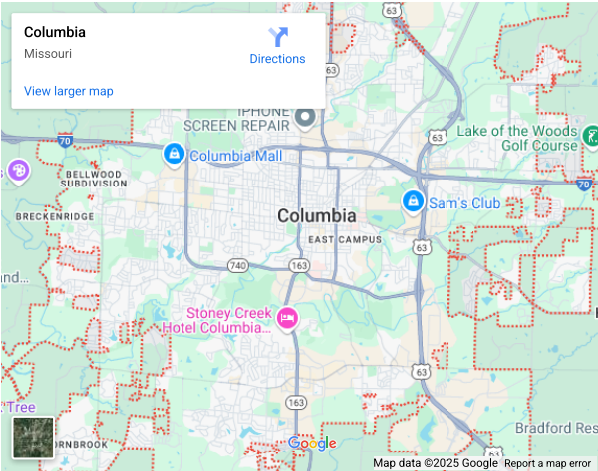
Project Overview



# Sewer Main Rehabilitation - SW100

Sewer Utility - Capital Improvement Project

Photo Credit: Mike Gattorna, Capture CoMo 2023



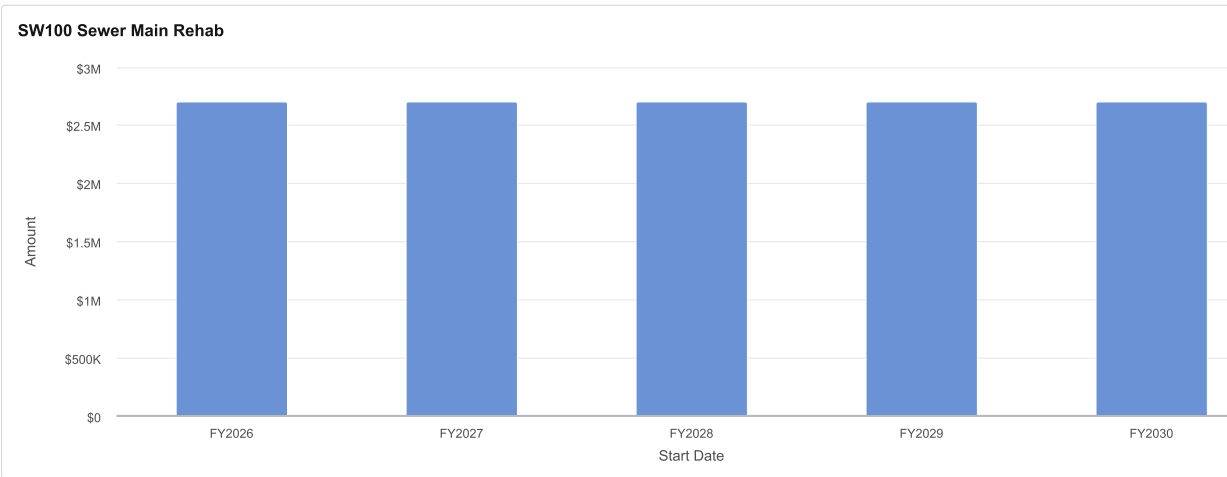
## Project Details

- **Project Description:** Replace or repair sewer lines and sewer structures.
- **Ward:** Citywide
- **Anticipated Completion Date:** Ongoing

## Project Funding Information

- **Total Appropriated:** \$5,155,200
- **Needs Appropriated:** \$18,900,000
- **Actual Budget:** \$24,055,200
- **Prior Year Ending Balance:** \$9,253,223
- **Project Funding Sources:** Various Funding Sources (Enterprise Revenue and Prior Bond Issue)

## Future Appropriations



## Annual Project Expenditures

Sewer Main Rehabilitation - SW100					
	FY 21 Actual	FY 22 Actual	FY 23 Actual	FY 24 Actual	FY 25 Actual
Transfers	\$0	\$0	\$4,250,000	\$0	\$9,200,000
Miscellaneous	\$0	\$1,099	\$0	-\$1,099	\$0
TOTAL	\$0	\$1,099	\$4,250,000	-\$1,099	\$9,200,000



# WWTP New Digester Addition - SW555

Sewer Utility - Capital Improvement Project

Photo Credit: Mike Gattorna, Capture CoMo 2023



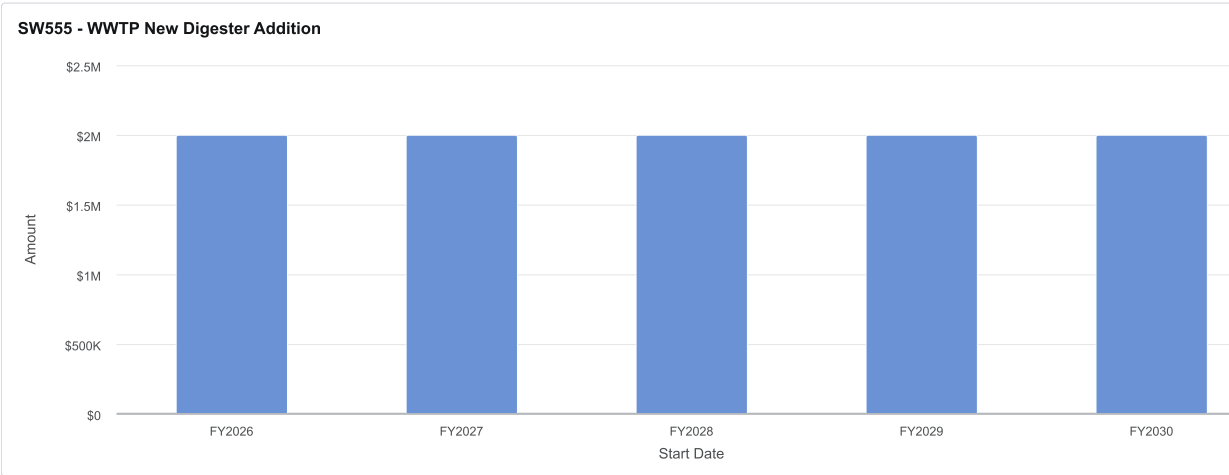
## Project Details

- **Project Description:** As WWTP plant flow increases, it will be necessary to construct a new digester. All related piping, access, and equipment will be required. Regulatory compliance.
- **Ward:** 4
- **Anticipated Completion Date:** Ongoing

## Project Funding Information

- **Total Appropriated:** \$0
- **Needs Appropriated:** \$11,700,000
- **Actual Budget:** \$11,700,000
- **Prior Year Ending Balance:** \$0
- **Project Funding Sources:** Enterprise Revenue

## Future Appropriations



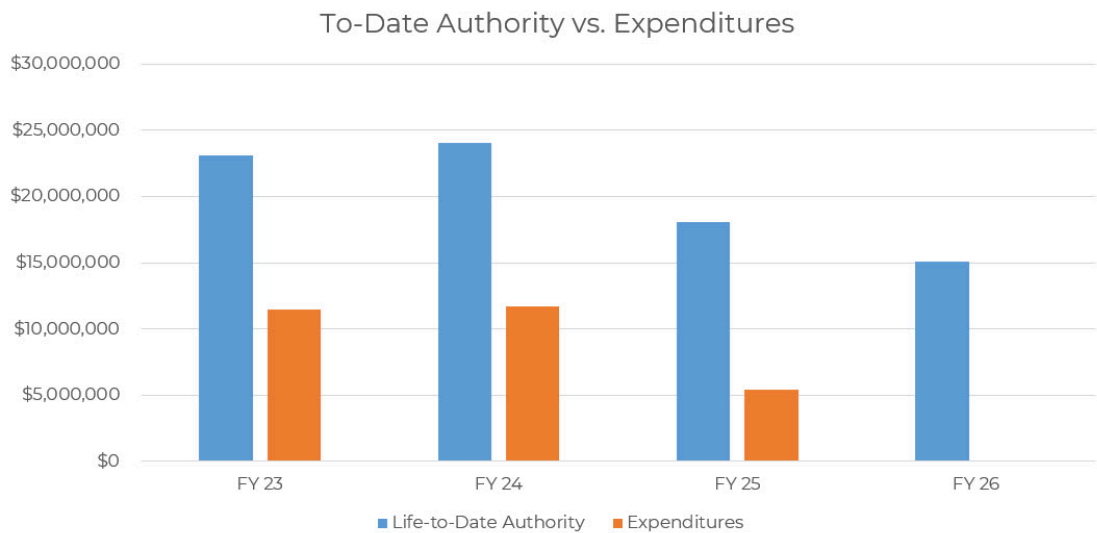
Data Updated: Jul 10, 2025, 7:11 AM

# Solid Waste Capital Projects

Photo Credit: Randy Hughes, Capture CoMo 2026

## To-Date Authority vs. Expenditures

Fund 5571\*



## Capital Projects Authority

	Actual FY 23	Actual FY 24	Anticipated FY 25
Total Life to Date Appropriation	\$23,071,147	\$24,035,244	\$18,050,556*
Prior Year Expenditures	\$10,714,228	\$11,585,949	\$5,235,263*
Current Year Expenditures	\$754,146	\$137,172	\$182,259**
Encumbrances	\$399,883	\$40,501	\$510,484*
Total Remaining Authority	\$11,202,890	\$12,271,622	\$12,122,550

\* This is current as of July 2025

\*\* Includes estimate from department

\*\*\* Includes FY 26 budget request of \$2,954,000

Note: Capital Projects are budgeted Life-to-Date. This means funding appropriated in one year may be spent in another.

## Fiscal Impact

Funding for Solid Waste Capital Projects primarily comes from Enterprise Revenue generated by the Solid Waste Utility. In FY 26, staff is proposing \$2,954,000 in funding for two projects: design and building of Bioreactor Landfill Cell #7 and vehicle storage shelters.

# Bioreactor Landfill Cell #7 - RF073

Solid Waste Utility - Capital Improvement Project



Photo Credit: Wen Zhu, Capture CoMo 2024



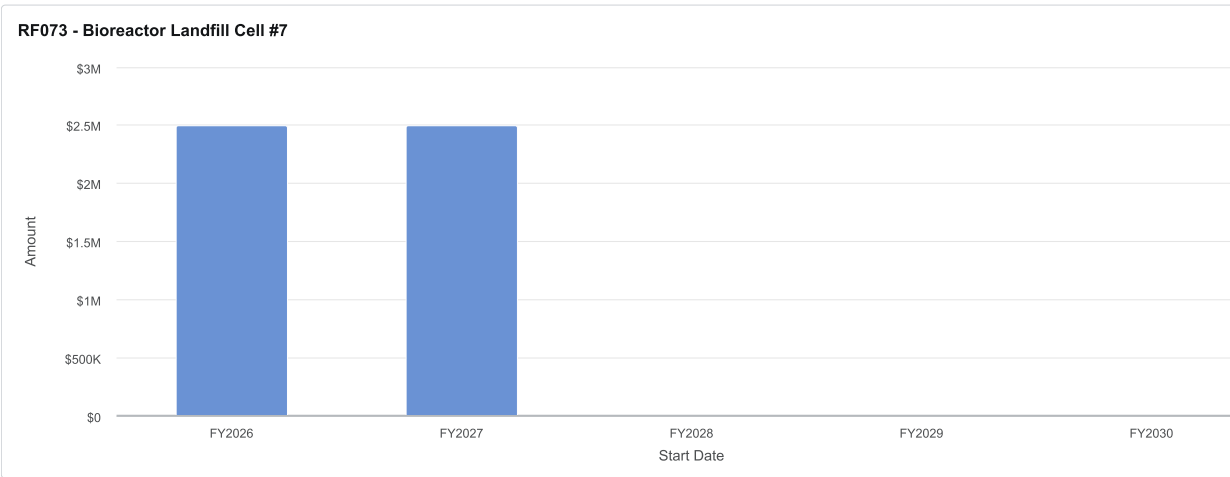
## Project Details

- **Project Description:** Design and construction for Bioreactor Landfill Cell #7, new access road, leachate collection system, gas collection system, and stormwater basin.
- **Ward:** 3
- **Anticipated Completion Date:** Ongoing

## Project Funding Information

- **Total Appropriated:** \$6,000,000
- **Needs Appropriated:** \$5,000,000
- **Actual Budget:** \$11,000,000
- **Prior Year Ending Balance:** \$6,000,000
- **Project Funding Sources:** Enterprise Revenue

## Future Appropriations



Data Updated: Jul 10, 2025, 7:11 AM

# Vehicle Storage Shelters - RF064

Solid Waste Utility - Capital Improvement Project



Photo Credit: Wen Zhu, Capture CoMo 2024



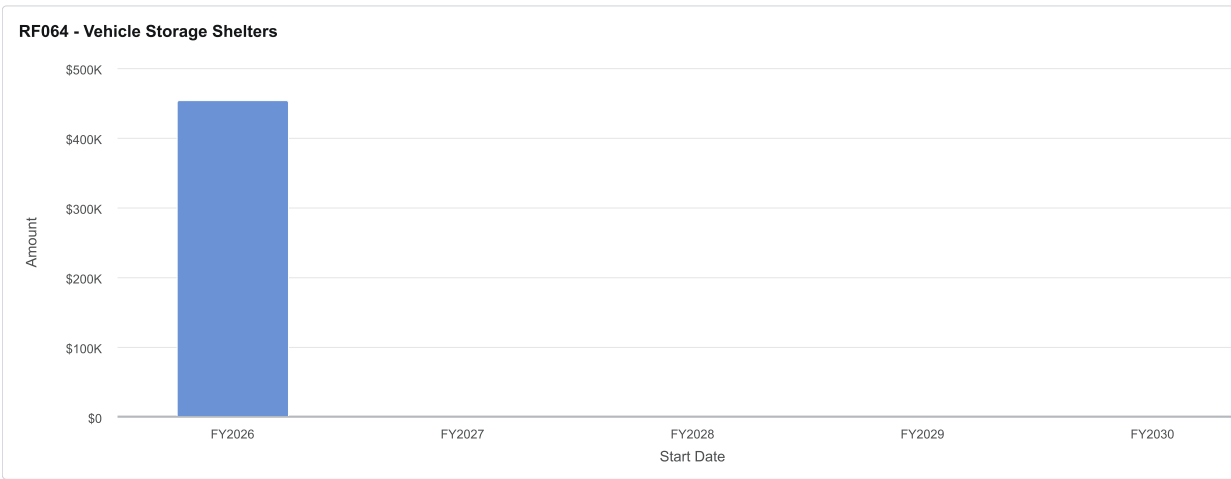
## Project Details

- **Project Description:** Involves constructing additional vehicle storage shelters for approximately 20 solid waste collection vehicles at the landfill.
- **Ward:** 3
- **Anticipated Completion Date:** Ongoing

## Project Funding Information

- **Total Appropriated:** \$850,000
- **Needs Appropriated:** \$454,000
- **Actual Budget:** \$1,304,000
- **Prior Year Ending Balance:** \$850,000
- **Project Funding Sources:** Enterprise Revenue

## Future Appropriations



## Annual Project Expenditures

RF064 Vehicle Storage Shelters					
	FY 21 Actual	FY 22 Actual	FY 23 Actual	FY 24 Actual	FY 25 Actual
VEHICLE STORAGE SHELTERS	\$0	\$0	\$0	\$0	\$30,260
TOTAL	\$0	\$0	\$0	\$0	\$30,260

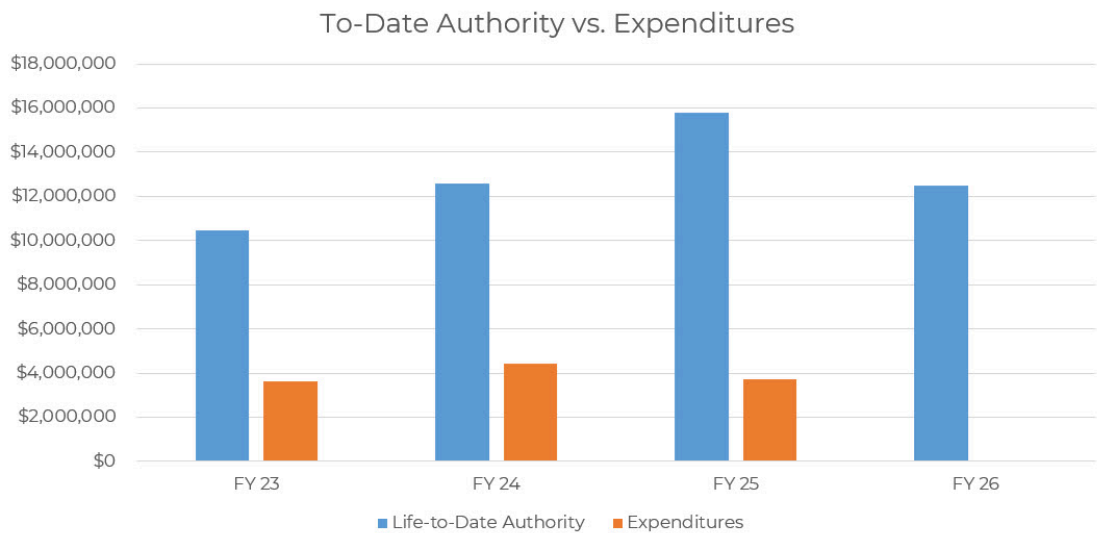


# Storm Water Capital Projects

Photo Credit: Randy Hughes, Capture CoMo 2026

## To-Date Authority vs. Expenditures

Fund 5581\*



## Capital Projects Authority

	Actual FY 23	Actual FY 24	Anticipated FY 25
Total Life to Date Appropriation	\$10,450,101	\$12,599,876	\$15,794,327*
Prior Year Expenditures	\$3,036,051	\$3,673,620	\$3,309,281*
Current Year Expenditures	\$602,760	\$739,843	\$411,552**
Encumbrances	\$79,646	\$204,057	\$3,887,899*
Total Remaining Authority	\$6,731,644	\$7,982,356	\$8,185,595

\* This is current as of July 2025

\*

\*\* Includes estimate from department

\*\*\* Includes FY 26 budget request of \$4,320,000

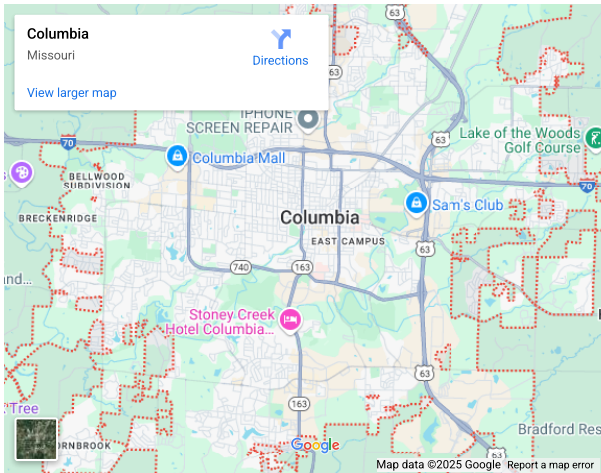
Note: Capital Projects are budgeted Life-to-Date. This means funding appropriated in one year may be spent in another.

## Fiscal Impact

Storm Water Utility Capital Projects are funded by enterprise revenue collected from development charges and ratepayers with the rates initially approved by voters in 1993 and rate increases approved by voters in 2015. The FY 25 Capital Projects plan includes \$1,909,000 of enterprise revenue.

# Annual CAM Projects - SS114

Storm Water Utility - Capital Improvement Project



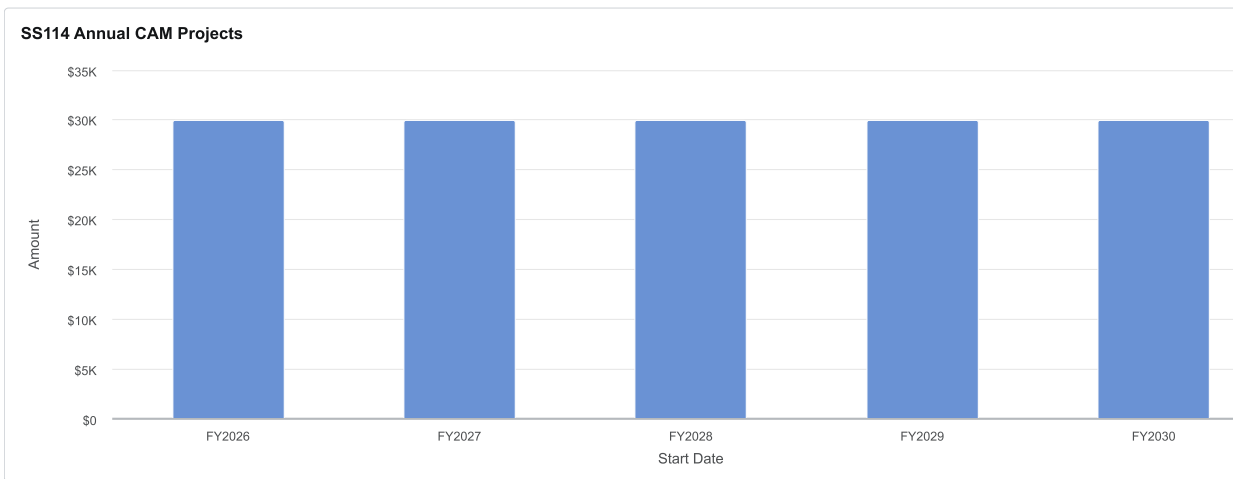
## Project Details

- **Project Description:** Implement water quality improvements in the Hinkson watershed in conjunction with the Hinkson Creek Collaborative Adaptive Management process.
- **Ward:** Citywide
- **Anticipated Completion Date:** Ongoing

## Project Funding Information

- **Total Appropriated:** \$180,169
- **Needs Appropriated:** \$210,000
- **Actual Budget:** \$390,169
- **Prior Year Ending Balance:** \$180,069
- **Project Funding Sources:** Enterprise Revenue and 2015 Ballot

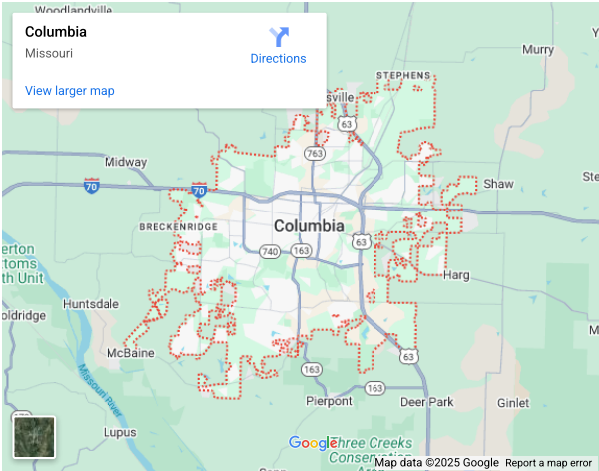
## Future Appropriations



Data Updated: Jul 10, 2025, 7:11 AM

# Annual Water Quality Improvements - SS115

Storm Water Utility - Capital Improvement Project



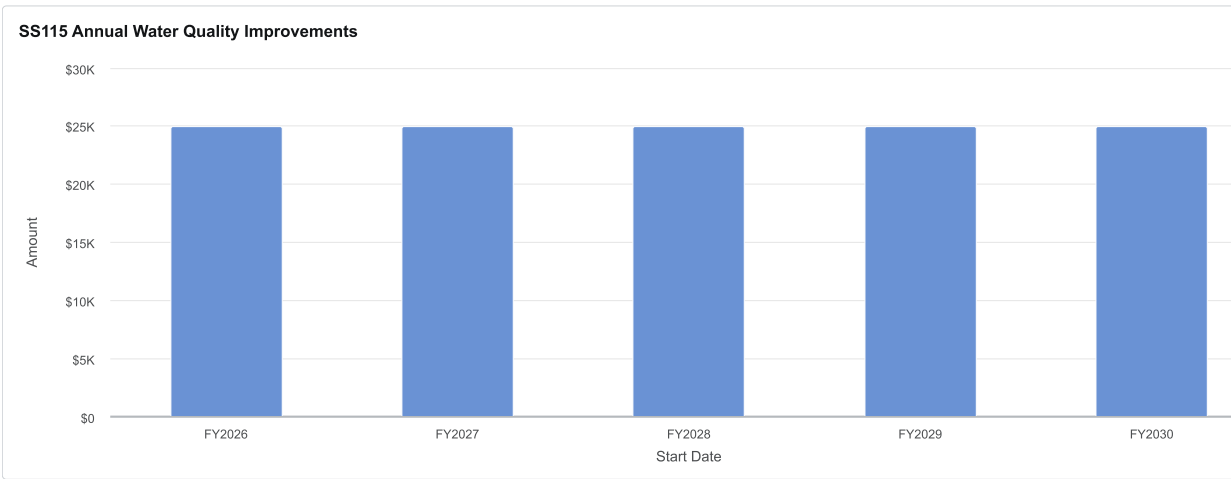
## Project Details

- **Project Description:** Install water quality improvements where feasible and when opportunity allows.
- **Ward:** Citywide
- **Anticipated Completion Date:** Ongoing

## Project Funding Information

- **Total Appropriated:** \$175,054
- **Needs Appropriated:** \$175,000
- **Actual Budget:** \$350,054
- **Prior Year Ending Balance:** \$175,054
- **Project Funding Sources:** Enterprise Revenue and 2015 Ballot

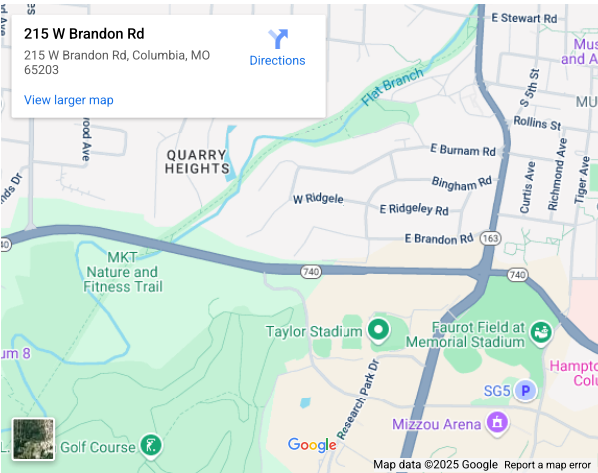
## Future Appropriations



Data Updated: Jul 10, 2025, 7:11 AM

# Brandon Road Culvert Replacement - SS160

Storm Water Utility - Capital Improvement Project



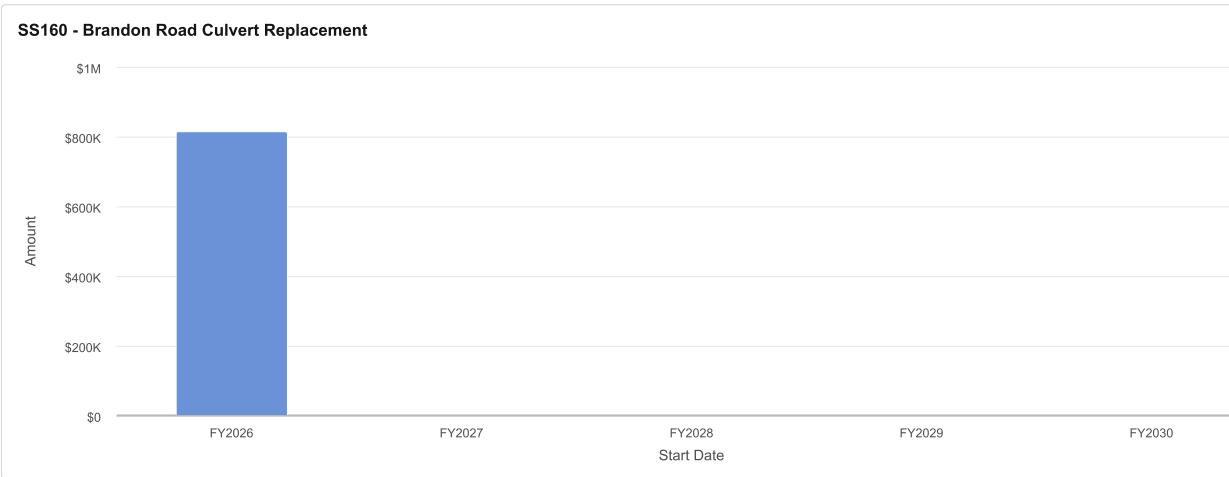
## Project Details

- **Project Description:** Replace a failing culvert near 215 Brandon Road.
- **Ward:** 5
- **Anticipated Completion Date:** 2026

## Project Funding Information

- **Total Appropriated:** \$195,000
- **Needs Appropriated:** \$815,000
- **Actual Budget:** \$1,010,000
- **Prior Year Ending Balance:** \$135,000
- **Project Funding Sources:** Enterprise Revenue

## Future Appropriations



Data Updated: Jul 10, 2025, 7:11 AM

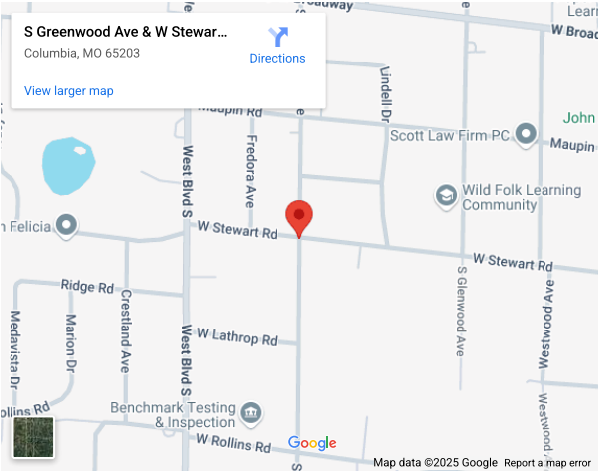
## Annual Project Expenditures

SS160 Brandon Road Culvert Replacement	FY 21 Actual	FY 22 Actual	FY 23 Actual	FY 24 Actual	FY 25 Actual
Brandon Rd Culvert Replacement	\$0	\$0	\$0	\$0	\$46,681
TOTAL	\$0	\$0	\$0	\$0	\$46,681



# Greenwood Stewart Phase 2 - SS156

Storm Water Utility - Capital Improvement Project



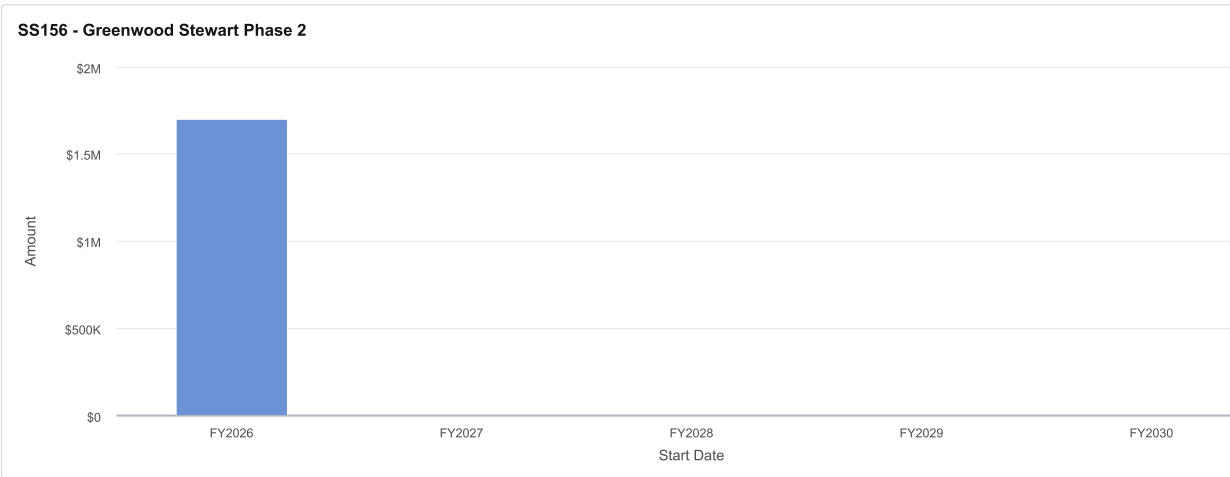
## Project Details

- **Project Description:** Replace failing Reinforced Concrete Box (RCB) on new alignment and extend system to address other flooding issues.
- **Ward:** 4
- **Anticipated Completion Date:** 2026

## Project Funding Information

- **Total Appropriated:** \$200,000
- **Needs Appropriated:** \$1,700,000
- **Actual Budget:** \$1,900,000
- **Prior Year Ending Balance:** \$200,000
- **Project Funding Sources:** Enterprise Revenue

## Future Appropriations



Data Updated: Jul 10, 2025, 7:11 AM