



CODE OF FEDERAL REGULATIONS

Title 40

Protection of Environment

Parts 425 to 699

Revised as of July 1, 2021

Containing a codification of documents
of general applicability and future effect

As of July 1, 2021

Published by the Office of the Federal Register
National Archives and Records Administration
as a Special Edition of the Federal Register

U.S. GOVERNMENT OFFICIAL EDITION NOTICE



Legal Status and Use of Seals and Logos

The seal of the National Archives and Records Administration (NARA) authenticates the Code of Federal Regulations (CFR) as the official codification of Federal regulations established under the Federal Register Act. Under the provisions of 44 U.S.C. 1507, the contents of the CFR, a special edition of the Federal Register, shall be judicially noticed. The CFR is prima facie evidence of the original documents published in the Federal Register (44 U.S.C. 1510).

It is prohibited to use NARA's official seal and the stylized Code of Federal Regulations logo on any republication of this material without the express, written permission of the Archivist of the United States or the Archivist's designee. Any person using NARA's official seals and logos in a manner inconsistent with the provisions of 36 CFR part 1200 is subject to the penalties specified in 18 U.S.C. 506, 701, and 1017.

Use of ISBN Prefix

This is the Official U.S. Government edition of this publication and is herein identified to certify its authenticity. Use of the 0-16 ISBN prefix is for U.S. Government Publishing Office Official Editions only. The Superintendent of Documents of the U.S. Government Publishing Office requests that any reprinted edition clearly be labeled as a copy of the authentic work with a new ISBN.



U.S. GOVERNMENT PUBLISHING OFFICE

U.S. Superintendent of Documents • Washington, DC 20402-0001

<http://bookstore.gpo.gov>

Phone: toll-free (866) 512-1800; DC area (202) 512-1800

Table of Contents

Explanation	<i>Page</i> v
Title 40:	
Chapter I—Environmental Protection Agency (Continued)	3
Finding Aids:	
Table of CFR Titles and Chapters	997
Alphabetical List of Agencies Appearing in the CFR	1017
List of CFR Sections Affected	1027

Cite this Code: CFR

*To cite the regulations in
this volume use title,
part and section num-
ber. Thus, 40 CFR
425.01 refers to title 40,
part 425, section 01.*

Explanation

The Code of Federal Regulations is a codification of the general and permanent rules published in the Federal Register by the Executive departments and agencies of the Federal Government. The Code is divided into 50 titles which represent broad areas subject to Federal regulation. Each title is divided into chapters which usually bear the name of the issuing agency. Each chapter is further subdivided into parts covering specific regulatory areas.

Each volume of the Code is revised at least once each calendar year and issued on a quarterly basis approximately as follows:

Title 1 through Title 16.....	as of January 1
Title 17 through Title 27.....	as of April 1
Title 28 through Title 41.....	as of July 1
Title 42 through Title 50.....	as of October 1

The appropriate revision date is printed on the cover of each volume.

LEGAL STATUS

The contents of the Federal Register are required to be judicially noticed (44 U.S.C. 1507). The Code of Federal Regulations is prima facie evidence of the text of the original documents (44 U.S.C. 1510).

HOW TO USE THE CODE OF FEDERAL REGULATIONS

The Code of Federal Regulations is kept up to date by the individual issues of the Federal Register. These two publications must be used together to determine the latest version of any given rule.

To determine whether a Code volume has been amended since its revision date (in this case, July 1, 2021), consult the “List of CFR Sections Affected (LSA),” which is issued monthly, and the “Cumulative List of Parts Affected,” which appears in the Reader Aids section of the daily Federal Register. These two lists will identify the Federal Register page number of the latest amendment of any given rule.

EFFECTIVE AND EXPIRATION DATES

Each volume of the Code contains amendments published in the Federal Register since the last revision of that volume of the Code. Source citations for the regulations are referred to by volume number and page number of the Federal Register and date of publication. Publication dates and effective dates are usually not the same and care must be exercised by the user in determining the actual effective date. In instances where the effective date is beyond the cut-off date for the Code a note has been inserted to reflect the future effective date. In those instances where a regulation published in the Federal Register states a date certain for expiration, an appropriate note will be inserted following the text.

OMB CONTROL NUMBERS

The Paperwork Reduction Act of 1980 (Pub. L. 96-511) requires Federal agencies to display an OMB control number with their information collection request.

Many agencies have begun publishing numerous OMB control numbers as amendments to existing regulations in the CFR. These OMB numbers are placed as close as possible to the applicable recordkeeping or reporting requirements.

PAST PROVISIONS OF THE CODE

Provisions of the Code that are no longer in force and effect as of the revision date stated on the cover of each volume are not carried. Code users may find the text of provisions in effect on any given date in the past by using the appropriate List of CFR Sections Affected (LSA). For the convenience of the reader, a “List of CFR Sections Affected” is published at the end of each CFR volume. For changes to the Code prior to the LSA listings at the end of the volume, consult previous annual editions of the LSA. For changes to the Code prior to 2001, consult the List of CFR Sections Affected compilations, published for 1949-1963, 1964-1972, 1973-1985, and 1986-2000.

“[RESERVED]” TERMINOLOGY

The term “[Reserved]” is used as a place holder within the Code of Federal Regulations. An agency may add regulatory information at a “[Reserved]” location at any time. Occasionally “[Reserved]” is used editorially to indicate that a portion of the CFR was left vacant and not dropped in error.

INCORPORATION BY REFERENCE

What is incorporation by reference? Incorporation by reference was established by statute and allows Federal agencies to meet the requirement to publish regulations in the Federal Register by referring to materials already published elsewhere. For an incorporation to be valid, the Director of the Federal Register must approve it. The legal effect of incorporation by reference is that the material is treated as if it were published in full in the Federal Register (5 U.S.C. 552(a)). This material, like any other properly issued regulation, has the force of law.

What is a proper incorporation by reference? The Director of the Federal Register will approve an incorporation by reference only when the requirements of 1 CFR part 51 are met. Some of the elements on which approval is based are:

- (a) The incorporation will substantially reduce the volume of material published in the Federal Register.
- (b) The matter incorporated is in fact available to the extent necessary to afford fairness and uniformity in the administrative process.
- (c) The incorporating document is drafted and submitted for publication in accordance with 1 CFR part 51.

What if the material incorporated by reference cannot be found? If you have any problem locating or obtaining a copy of material listed as an approved incorporation by reference, please contact the agency that issued the regulation containing that incorporation. If, after contacting the agency, you find the material is not available, please notify the Director of the Federal Register, National Archives and Records Administration, 8601 Adelphi Road, College Park, MD 20740-6001, or call 202-741-6010.

CFR INDEXES AND TABULAR GUIDES

A subject index to the Code of Federal Regulations is contained in a separate volume, revised annually as of January 1, entitled CFR INDEX AND FINDING AIDS. This volume contains the Parallel Table of Authorities and Rules. A list of CFR titles, chapters, subchapters, and parts and an alphabetical list of agencies publishing in the CFR are also included in this volume.

An index to the text of “Title 3—The President” is carried within that volume.

The Federal Register Index is issued monthly in cumulative form. This index is based on a consolidation of the “Contents” entries in the daily Federal Register.

A List of CFR Sections Affected (LSA) is published monthly, keyed to the revision dates of the 50 CFR titles.

REPUBLICATION OF MATERIAL

There are no restrictions on the republication of material appearing in the Code of Federal Regulations.

INQUIRIES

For a legal interpretation or explanation of any regulation in this volume, contact the issuing agency. The issuing agency’s name appears at the top of odd-numbered pages.

For inquiries concerning CFR reference assistance, call 202-741-6000 or write to the Director, Office of the Federal Register, National Archives and Records Administration, 8601 Adelphi Road, College Park, MD 20740-6001 or e-mail fedreg.info@nara.gov.

SALES

The Government Publishing Office (GPO) processes all sales and distribution of the CFR. For payment by credit card, call toll-free, 866-512-1800, or DC area, 202-512-1800, M-F 8 a.m. to 4 p.m. e.s.t. or fax your order to 202-512-2104, 24 hours a day. For payment by check, write to: US Government Publishing Office – New Orders, P.O. Box 979050, St. Louis, MO 63197-9000.

ELECTRONIC SERVICES

The full text of the Code of Federal Regulations, the LSA (List of CFR Sections Affected), The United States Government Manual, the Federal Register, Public Laws, Public Papers of the Presidents of the United States, Compilation of Presidential Documents and the Privacy Act Compilation are available in electronic format via www.govinfo.gov. For more information, contact the GPO Customer Contact Center, U.S. Government Publishing Office. Phone 202-512-1800, or 866-512-1800 (toll-free). E-mail, ContactCenter@gpo.gov.

The Office of the Federal Register also offers a free service on the National Archives and Records Administration’s (NARA) website for public law numbers, Federal Register finding aids, and related information. Connect to NARA’s website at www.archives.gov/federal-register.

The e-CFR is a regularly updated, unofficial editorial compilation of CFR material and Federal Register amendments, produced by the Office of the Federal Register and the Government Publishing Office. It is available at www.ecfr.gov.

OLIVER A. POTTS,
Director,
Office of the Federal Register
July 1, 2021

THIS TITLE

Title 40—PROTECTION OF ENVIRONMENT is composed of thirty-seven volumes. The parts in these volumes are arranged in the following order: Parts 1–49, parts 50–51, part 52 (52.01–52.1018), part 52 (52.1019–52.2019), part 52 (52.2020–end of part 52), parts 53–59, part 60 (60.1–60.499), part 60 (60.500–end of part 60, sections), part 60 (Appendices), parts 61–62, part 63 (63.1–63.599), part 63 (63.600–63.1199), part 63 (63.1200–63.1439), part 63 (63.1440–63.6175), part 63 (63.6580–63.8830), part 63 (63.8980–end of part 63), parts 64–71, parts 72–79, part 80, part 81, parts 82–86, parts 87–95, parts 96–99, parts 100–135, parts 136–149, parts 150–189, parts 190–259, parts 260–265, parts 266–299, parts 300–399, parts 400–424, parts 425–699, parts 700–722, parts 723–789, parts 790–999, parts 1000–1059, and part 1060 to end. The contents of these volumes represent all current regulations codified under this title of the CFR as of July 1, 2021.

Chapter I—Environmental Protection Agency appears in all thirty-seven volumes. OMB control numbers for title 40 appear in §9.1 of this chapter.

Chapters IV–IX—Regulations issued by the Environmental Protection Agency and Department of Justice, Council on Environmental Quality, Chemical Safety and Hazard Investigation Board, Environmental Protection Agency and Department of Defense; Uniform National Discharge Standards for Vessels of the Armed Forces, Gulf Coast Ecosystem Restoration Council, and the Federal Permitting Improvement Steering Council appear in volume thirty seven.

For this volume, Robert J. Sheehan, III was Chief Editor. The Code of Federal Regulations publication program is under the direction of John Hyrum Martinez, assisted by Stephen J. Frattini.

Title 40—Protection of Environment

(This book contains parts 425 to 699)

	<i>Part</i>
CHAPTER I—Environmental Protection Agency (Continued)	425

CHAPTER I—ENVIRONMENTAL PROTECTION AGENCY (CONTINUED)

EDITORIAL NOTE: Nomenclature changes to chapter I appear at 65 FR 47324, 47325, Aug. 2, 2000, and at 66 FR 34375, 34376, June 28, 2001.

SUBCHAPTER N—EFFLUENT GUIDELINES AND STANDARDS (CONTINUED)

<i>Part</i>		<i>Page</i>
425	Leather tanning and finishing point source category	5
426	Glass manufacturing point source category	26
427	Asbestos manufacturing point source category	47
428	Rubber manufacturing point source category	60
429	Timber products processing point source category	83
430	The pulp, paper, and paperboard point source category	100
431	[Reserved]	
432	Meat and poultry products point source category ..	246
433	Metal finishing point source category	270
434	Coal mining point source category BPT, BAT, BCT limitations and new source performance standards	275
435	Oil and gas extraction point source category	293
436	Mineral mining and processing point source category	355
437	The centralized waste treatment point source category	370
438	Metal products and machinery point source category	391
439	Pharmaceutical manufacturing point source category	405
440	Ore mining and dressing point source category	417
441	Dental office point source category	443
442	Transportation equipment cleaning point source category	447

40 CFR Ch. I (7–1–21 Edition)

<i>Part</i>		<i>Page</i>
443	Effluent limitations guidelines for existing sources and standards of performance and pretreatment standards for new sources for the paving and roofing materials (tars and asphalt) point source category	458
444	Waste combustors point source category	463
445	Landfills point source category	469
446	Paint formulating point source category	472
447	Ink formulating point source category	473
449	Airport deicing point source category	474
450	Construction and development point source category	479
451	Concentrated aquatic animal production point source category	481
454	Gum and wood chemicals manufacturing point source category	485
455	Pesticide chemicals	489
457	Explosives manufacturing point source category ...	526
458	Carbon black manufacturing point source category	527
459	Photographic point source category	531
460	Hospital point source category	532
461	Battery manufacturing point source category	533
463	Plastics molding and forming point source category	565
464	Metal molding and casting point source category ..	572
465	Coil coating point source category	618
466	Porcelain enameling point source category	626
467	Aluminum forming point source category	634
468	Copper forming point source category	675
469	Electrical and electronic components point source category	694
471	Nonferrous metals forming and metal powders point source category	701
	SUBCHAPTER O—SEWAGE SLUDGE	
501	State sludge management program regulations	821
503	Standards for the use or disposal of sewage sludge	839
	SUBCHAPTER P [RESERVED]	
	SUBCHAPTER Q—ENERGY POLICY	
600	Fuel economy and greenhouse gas exhaust emissions of motor vehicles	872
610	Fuel economy retrofit devices	981
611–699	[Reserved]	

SUBCHAPTER N—EFFLUENT GUIDELINES AND STANDARDS (CONTINUED)

PART 425—LEATHER TANNING AND FINISHING POINT SOURCE CAT- EGORY

GENERAL PROVISIONS

Sec.

425.01 Applicability.

425.02 General definitions.

425.03 Sulfide analytical methods and appli-
cability.

425.04 Applicability of sulfide pretreatment
standards.

425.05 Compliance dates.

425.06 Monitoring requirements.

Subpart A—Hair Pulp, Chrome Tan, Retan- Wet Finish Subcategory

425.10 Applicability; description of the hair
pulp, chrome tan, retan-wet finish sub-
category.

425.11 Effluent limitations representing the
degree of effluent reduction attainable
by the application of the best practicable
control technology currently available
(BPT).

425.12 Effluent limitations representing the
degree of effluent reduction attainable
by the application of the best conven-
tional pollutant control technology
(BCT).

425.13 Effluent limitations representing the
degree of effluent reduction attainable
by the application of the best available
technology economically achievable
(BAT).

425.14 New source performance standards
(NSPS).

425.15 Pretreatment standards for existing
sources (PSES).

425.16 Pretreatment standards for new
sources (PSNS).

Subpart B—Hair Save, Chrome Tan, Retan- Wet Finish Subcategory

425.20 Applicability; description of the hair
save, chrome tan, retan-wet finish sub-
category.

425.21 Effluent limitations representing the
degree of effluent reduction attainable
by the application of the best practicable
control technology currently available
(BPT).

425.22 Effluent limitations representing the
degree of effluent reduction attainable
by the application of the best conven-
tional pollutant control technology
(BCT).

425.23 Effluent limitations representing the
degree of effluent reduction attainable
by the application of the best available
technology economically achievable
(BAT).

425.24 New source performance standards
(NSPS).

425.25 Pretreatment standards for existing
sources (PSES).

425.26 Pretreatment standards for new
sources (PSNS).

Subpart C—Hair Save or Pulp, Non- Chrome Tan, Retan-Wet Finish Sub- category

425.30 Applicability; description of the hair
save or pulp, non-chrome tan, retan-wet
finish subcategory.

425.31 Effluent limitations representing the
degree of effluent reduction attainable
by the application of the best practicable
control technology currently available
(BPT).

425.32 Effluent limitations representing the
degree of effluent reduction attainable
by the application of the best conven-
tional pollutant control technology
(BCT).

425.33 Effluent limitations representing the
degree of effluent reduction attainable
by the application of the best available
technology economically achievable
(BAT).

425.34 New source performance standards
(NSPS).

425.35 Pretreatment standards for existing
sources (PSES).

425.36 Pretreatment standards for new
sources (PSNS).

Subpart D—Retan-Wet Finish-Sides Subcategory

425.40 Applicability; description of the
retan-wet finish-sides subcategory.

425.41 Effluent limitations representing the
degree of effluent reduction attainable
by the application of the best practicable
control technology currently available
(BPT).

425.42 Effluent limitations representing the
degree of effluent reduction attainable
by the application of the best conven-
tional pollutant control technology
(BCT).

425.43 Effluent limitations representing the
degree of effluent reduction attainable
by the application of the best available
technology economically achievable
(BAT).

Pt. 425

40 CFR Ch. I (7–1–21 Edition)

- 425.44 New source performance standards (NSPS).
- 425.45 Pretreatment standards for existing sources (PSES).
- 425.46 Pretreatment standards for new sources (PSNS).

Subpart E—No Beamhouse Subcategory

- 425.50 Applicability; description of the no beamhouse subcategory.
- 425.51 Effluent limitations representing the degree of effluent reduction attainable by the application of the best practicable control technology currently available (BPT).
- 425.52 Effluent limitations representing the degree of effluent reduction attainable by the application of the best conventional pollutant control technology (BCT).
- 425.53 Effluent limitations representing the degree of effluent reduction attainable by the application of the best available technology economically achievable (BAT).
- 425.54 New source performance standards (NSPS).
- 425.55 Pretreatment standards for existing sources (PSES).
- 425.56 Pretreatment standards for new sources (PSNS).

Subpart F—Through-the-Blue Subcategory

- 425.60 Applicability; description of the through-the-blue subcategory.
- 425.61 Effluent limitations representing the degree of effluent reduction attainable by the application of the best practicable control technology currently available (BPT).
- 425.62 Effluent limitations representing the degree of effluent reduction attainable by the application of the best conventional pollutant control technology (BCT).
- 425.63 Effluent limitations representing the degree of effluent reduction attainable by the application of the best available technology economically achievable (BAT).
- 425.64 New source performance standards (NSPS).
- 425.65 Pretreatment standards for existing sources (PSES).
- 425.66 Pretreatment standards for new sources (PSNS).

Subpart G—Shearling Subcategory

- 425.70 Applicability; description of the shearling subcategory.
- 425.71 Effluent limitations representing the degree of effluent reduction attainable by the application of the best practicable control technology currently available (BPT).

- 425.72 Effluent limitations representing the degree of effluent reduction attainable by the application of the best conventional pollutant control technology (BCT).
- 425.73 Effluent limitations representing the degree of effluent reduction attainable by the application of the best available technology economically achievable (BAT).
- 425.74 New source performance standards (NSPS).
- 425.75 Pretreatment standards for existing sources (PSES).
- 425.76 Pretreatment standards for new sources (PSNS).

Subpart H—Pigskin Subcategory

- 425.80 Applicability; description of the pigskin subcategory.
- 425.81 Effluent limitations representing the degree of effluent reduction attainable by the application of the best practicable control technology currently available (BPT).
- 425.82 Effluent limitations representing the degree of effluent reduction attainable by the application of the best conventional pollutant control technology (BCT).
- 425.83 Effluent limitations representing the degree of effluent reduction attainable by the application of the best available technology economically achievable (BAT).
- 425.84 New source performance standards (NSPS).
- 425.85 Pretreatment standards for existing sources (PSES).
- 425.86 Pretreatment standards for new sources (PSNS).

Subpart I—Retan-Wet Finish-Splits Subcategory

- 425.90 Applicability; description of the retan-wet finish-splits subcategory.
- 425.91 Effluent limitations representing the degree of effluent reduction attainable by the application of the best practicable control technology currently available (BPT).
- 425.92 Effluent limitations representing the degree of effluent reduction attainable by the application of the best conventional pollutant control technology (BCT).
- 425.93 Effluent limitations representing the degree of effluent reduction attainable by the application of the best available technology economically achievable (BAT).
- 425.94 New source performance standards (NSPS).
- 425.95 Pretreatment standards for existing sources (PSES).

Environmental Protection Agency

§ 425.04

425.96 Pretreatment standards for new sources (PSNS).

APPENDIX A TO PART 425—POTASSIUM FERRICYANIDE TITRATION METHOD

APPENDIX B TO PART 425—MODIFIED MONIER-WILLIAMS METHOD

APPENDIX C TO PART 425—DEFINITION AND PROCEDURE FOR THE DETERMINATION OF THE METHOD DETECTION LIMIT

AUTHORITY: 33 U.S.C. 1311, 1314 (b), (c), (e) and (g), 1316 (b) and (c), 1317 (b) and (c), 1318 and 1361.

SOURCE: 47 FR 52870, Nov. 23, 1982, unless otherwise noted.

GENERAL PROVISIONS

§ 425.01 Applicability.

This part applies to any leather tanning and finishing facility which discharges or may discharge process wastewater pollutants to the waters of the United States, or which introduces or may introduce process wastewater pollutants into a publicly owned treatment works.

§ 425.02 General definitions.

In addition to the definitions set forth in 40 CFR part 401, the following definitions apply to this part:

(a) "Sulfide" shall mean total sulfide as measured by the potassium ferricyanide titration method described in appendix A or the modified Monier-Williams method described in appendix B.

(b) "Hide" means any animal pelt or skin as received by a tannery as raw material to be processed.

(c) "Retan-wet finish" means the final processing steps performed on a tanned hide including, but not limited to, the following wet processes: retan, bleach, color, and fatliquor.

(d) "Hair pulp" means the removal of hair by chemical dissolution.

(e) "Hair save" means the physical or mechanical removal of hair which has not been chemically dissolved, and either selling the hair as a by-product or disposing of it as a solid waste.

(f) "Chrome tan" means the process of converting hide into leather using a form of chromium.

(g) "Vegetable tan" means the process of converting hides into leather using chemicals either derived from vegetable matter or synthesized to produce effects similar to those chemicals.

(h) "Raw material" means the hides received by the tannery except for facilities covered by subpart D and subpart I where "raw material" means the hide or split in the condition in which it is first placed into a wet process.

(i) "Monthly average" means the arithmetic average of eight (8) individual data points from effluent sampling and analysis during any calendar month.

(j) "Interference" means the discharge of sulfides in quantities which can result in human health hazards and/or risks to human life, and an inhibition or disruption of POTW as defined in 40 CFR 403.3(i).

[47 FR 52870, Nov. 23, 1982, as amended at 53 FR 9181, Mar. 21, 1988]

§ 425.03 Sulfide analytical methods and applicability.

(a) The potassium ferricyanide titration method described in appendix A to part 425 shall be used whenever practicable for the determination of sulfide in wastewaters discharged by plants operating in all subcategories except the hair save or pulp, non-chrome tan, retan-wet finish subcategory (subpart C, see § 425.30). In all other cases, the modified Monier-Williams method as described in appendix B to part 425 shall be used as an alternative to the potassium ferricyanide titration method for the determination of sulfide in wastewaters discharged by plants operating in all subcategories except subpart C.

(b) The modified Monier-Williams method as described in appendix B to part 425 shall be used for the determination of sulfide in wastewaters discharged by plants operating in the hair save or pulp, non-chrome tan, retan-wet finish subcategory (subpart C, see § 425.30).

[53 FR 9181, Mar. 21, 1988]

§ 425.04 Applicability of sulfide pretreatment standards.

(a) A POTW receiving wastewater from a facility subject to this part may require more stringent pretreatment standards for sulfide than those established by this part without EPA approval.

(b) The pretreatment standards for sulfide established by this part will not apply if the POTW receiving wastewater from a facility subject to this part certifies in writing with explanation of relevant factors considered, in accordance with the provisions of paragraph (c) of this section, that the discharge of sulfide from the facility does not interfere with the operation of the POTW. In making this determination, the POTW shall consider all relevant factors including but not limited to the following:

(1) The presence and characteristics, of other industrial wastewaters which can increase or decrease sulfide concentrations, pH, or both.

(2) The characteristics of the sewer/interceptor collection system which either minimize or enhance opportunities for release of hydrogen sulfide gas.

(3) The characteristics of the receiving POTWs headworks, preliminary and primary treatment systems, and sludge holding and dewatering facilities which either minimize or enhance opportunities for release of hydrogen sulfide gas.

(4) The occurrence of any prior sulfide related interference as defined in § 425.02(j).

(c)(1) On October 13, 1983, a POTW which intends to certify that the sulfide pretreatment standard should not apply must publish, in a local newspaper with the largest circulation, a notice that presents the findings supporting this determination consistent with paragraph (a) of this section. Allowance for public hearing of these findings also must be provided. The POTW shall identify all existing facilities to which the sulfide pretreatment standard otherwise established by this part would not apply.

(2) On January 11, 1984, a POTW which intends to certify that the sulfide pretreatment standard should not apply must file a written certification with the Regional Water Management Division Director, Environmental Protection Agency, in the appropriate Regional Office. This certification shall include the findings supporting this determination and the results of public comments, and public hearing(s) if held.

(3) On February 10, 1984, EPA shall acknowledge to the POTW receipt of any certification submitted under paragraphs (c) (1) and (2) of this section, and shall indicate to the POTW the adequacy of the submission based upon a review of the factors set forth in paragraph (b) of this section.

(4) Within 30 days of the date of receipt of adequate submissions under paragraphs (c) (1), (2), and (3) of this section, EPA shall publish a notice in the FEDERAL REGISTER identifying those facilities to which the sulfide pretreatment standards of this part shall not apply.

(5) A POTW may certify that the sulfide pretreatment standards of this part should not apply to a new source planning to discharge into the POTW. This certification must be submitted prior to the commencement of discharge, and must conform at a minimum with criteria in paragraph (b) of this section and the general procedures and intervals of time contained in paragraphs (c) (1), (2), (3), and (4) of this section.

(d)(1) If, after EPA and the POTW have determined in accordance with this section that the sulfide pretreatment standards of this part are not applicable to specified facilities, a POTW then determines that there have been changed circumstances (including but not limited to changes in the factors specified in paragraph (b) of this section) which justify application of the sulfide pretreatment standards, the POTW shall revoke the certification submitted under paragraph (c) of this section. The POTW and EPA shall then adhere to the general procedures and time intervals contained in paragraph (c) of this section in order to determine whether the sulfide pretreatment standards contained in this part are applicable.

(2) If pursuant to paragraph (d)(1) of this section, the sulfide pretreatment standards of this part are applicable to a specified facility, the indirect discharger shall comply with the sulfide pretreatment standards no later than 18 months from the date of publication of the FEDERAL REGISTER notice identifying the facility.

(e) At any time after October 13, 1983, if a POTW determines that there have

Environmental Protection Agency

§ 425.13

been changed circumstances (including but not limited to changes in the factors specified in paragraph (b) of this section), it may initiate proceedings contained in paragraph (c) of this section to determine that the sulfide pretreatment standards of this part shall not be applicable. The POTW and EPA shall follow the procedures and time intervals contained in paragraph (c) of this section to make this determination. A final determination that the sulfide pretreatment standards are not applicable must be made prior to the discharge of sulfide not in accordance with the standards set forth in this part.

(The information collection and reporting requirements contained in paragraphs (b) and (c) were approved by the Office of Management and Budget under control number 2040-0032)

[47 FR 52870, Nov. 23, 1982; 48 FR 30117, June 30, 1983, as amended at 48 FR 31404, July 8, 1983; 48 FR 32346, July 15, 1983; 48 FR 35649, Aug. 5, 1983; 53 FR 9181, Mar. 21, 1988]

§ 425.05 Compliance dates.

The compliance date for new source performance standards (NSPS) and pretreatment standards for new sources (PSES) is the date the new source commences discharge. The compliance date for BPT effluent limitations and guidelines and pretreatment standards for existing sources to no later than March 31, 1989.

[53 FR 9182, Mar. 21, 1988]

§ 425.06 Monitoring requirements.

Compliance with monthly average discharge limitations is required regardless of the number of samples analyzed and averaged.

Subpart A—Hair Pulp, Chrome Tan, Retan-Wet Finish Subcategory

§ 425.10 Applicability; description of the hair pulp, chrome tan, retan-wet finishing subcategory.

The provisions of this subpart are applicable to process wastewater discharges resulting from any tannery which, either exclusively or in addition to other unhairing and tanning operation, processes raw or cured cattle or

cattle-like hides into finished leather by chemically dissolving the hide hair, chrome tanning, and retan-wet finishing.

§ 425.11 Effluent limitations representing the degree of effluent reduction attainable by the application of the best practicable control technology currently available (BPT).

Except as provided in 40 CFR 125.30 through 125.32, any existing point source subject to this subpart must achieve the following effluent limitations representing the degree of effluent reduction attainable by the application of the best practicable control technology currently available (BPT):

Pollutant or pollutant property	BPT limitations	
	Maximum for any 1 day	Maximum for monthly average
	Kg/kg (or pounds per 1,000 pounds) of raw material	
BOD ₅	9.3	4.2
TSS	13.4	6.1
Oil & Grease	3.9	1.7
Total Chromium	0.24	0.09
pH	(¹)	(¹)

¹ Within the range of 6.0 to 9.0

[53 FR 9182, Mar. 21, 1988]

§ 425.12 Effluent limitations representing the degree of effluent reduction attainable by the application of the best conventional pollutant control technology (BCT).

Except as provided in 40 CFR 125.30 through 125.32, any existing point source subject to this subpart must achieve the following effluent limitations representing the degree of effluent reduction attainable by the application of the best conventional pollutant control technology (BCT): The effluent limitations are those for BOD₅, TSS, Oil and Grease, and pH contained in § 425.11.

§ 425.13 Effluent limitations representing the degree of effluent reduction attainable by the application of the best available technology economically achievable (BAT).

Except as provided in 40 CFR 125.30 through 125.32, any existing point source subject to this subpart must

§ 425.14

achieve the following effluent limitations representing the degree of effluent reduction attainable by the application of the best available technology economically achievable (BAT): The effluent limitations are those for Total Chromium contained in § 425.11.

§ 425.14 New source performance standards (NSPS).

Any new source subject to this subpart must achieve the following new source performance standards (NSPS):

Pollutant or pollutant property	NSPS	
	Maximum for any 1 day	Maximum for monthly average
	Kg/kg (or lb/1,000 lb) of raw material	
BOD ₅	6.0	2.7
TSS	8.7	4.0
Oil and grease	2.5	1.1
Total chromium	0.16	0.06
pH	(¹)	(¹)

¹ Within the range 6.0 to 9.0.

[47 FR 52870, Nov. 23, 1982; 48 FR 30116, June 30, 1983]

§ 425.15 Pretreatment standards for existing sources (PSES).

(a) Except as provided in § 425.04 and 40 CFR 403.7 and 403.13, any existing source subject to this subpart which introduces process wastewater pollutants into a publicly owned treatment works must comply with 40 CFR part 403, and achieve the following pretreatment standards:

Pollutant or pollutant property	PSES	
	Maximum for any 1 day	Maximum for monthly average
	Milligrams per liter (mg/l)	
Sulfide	24
Total chromium	12	8
pH	(¹)	(¹)

¹ Not less than 7.0.

(b) Any existing source subject to this subpart which processes less than 275 hides/day shall comply with § 425.15(a), except that the total chromium limitations contained in § 425.15(a) do not apply.

[47 FR 52870, Nov. 23, 1982; 48 FR 30116, June 30, 1983, as amended at 53 FR 9182, Mar. 21, 1988; 61 FR 35685, July 8, 1996]

40 CFR Ch. I (7–1–21 Edition)

§ 425.16 Pretreatment standards for new sources (PSNS).

Except as provided in 40 CFR 403.7 and 425.04, any new source subject to this subpart that introduces process wastewater pollutants into a publicly owned treatment works must comply with 40 CFR part 403, and achieve the pretreatment standards contained in § 425.15.

Subpart B—Hair Save, Chrome Tan, Retan-Wet Finish Subcategory

§ 425.20 Applicability; description of the hair save, chrome tan, retan-wet finish subcategory.

The provisions of this subpart are applicable to process wastewater discharges resulting from any tannery which processes raw or cured cattle or cattle-like hides into finished leather by hair save unhairing, chrome tanning, and retan-wet finishing.

§ 425.21 Effluent limitations representing the degree of effluent reduction attainable by the application of the best practicable control technology currently available (BPT).

Except as provided in 40 CFR 125.30 through 125.32, any existing point source subject to this subpart must achieve the following effluent limitations representing the degree of effluent reduction attainable by the application of the best practicable control technology currently available (BPT):

Pollutant or pollutant property	BPT limitations	
	Maximum for any 1 day	Maximum for monthly average
	Kg/kg (or pound per 1,000 lb) of raw material	
BOD ₅	8.2	3.7
TSS	11.8	5.4
Oil and grease	3.4	1.5
Total chromium	0.21	0.08
pH	(¹)	(¹)

¹ Within the range 6.0 to 9.0.

Environmental Protection Agency

§ 425.31

§ 425.22 Effluent limitations representing the degree of effluent reduction attainable by the application of the best conventional pollutant control technology (BCT).

Except as provided in 40 CFR 125.30 through 125.32, any existing point source subject to this subpart must achieve the following effluent limitations representing the degree of effluent reduction attainable by the application of the best conventional pollutant control technology (BCT): The effluent limitations are those for BOD₅, TSS, Oil and Grease, and pH contained in § 425.21.

§ 425.23 Effluent limitations representing the degree of effluent reduction of the best available technology economically achievable (BAT).

Except as provided in 40 CFR 125.30 through 125.32, any existing point source subject to this subpart must achieve the following effluent limitations representing the degree of effluent reduction attainable by the application of the best available technology economically achievable (BAT): The effluent limitations are those for Total Chromium contained in § 425.21.

§ 425.24 New source performance standards (NSPS).

Any new source subject to this subpart must achieve the following new source performance standards (NSPS):

Pollutant or pollutant property	NSPS	
	Maximum for any 1 day	Maximum for monthly average
	Kg/kkg (or pound per 1,000 lb) of raw material	
BOD ₅	6.9	3.1
TSS	9.9	4.5
Oil and grease	2.9	1.3
Total chromium	0.18	0.06
pH	(¹)	(¹)

¹ Within the range 6.0 to 9.0

§ 425.25 Pretreatment standards for existing sources (PSES).

Except as provided in § 425.04 and 40 CFR 403.7 and 403.13, any existing source subject to this subpart that introduces process wastewater pollutants into a publicly owned treatment works

must comply with 40 CFR part 403, and achieve the following pretreatment standards:

Pollutant or pollutant property	PSES	
	Maximum for any 1 day	Maximum for monthly average
	Milligrams per liter (mg/l)	
Sulfide	24
Total Chromium	12	8
pH	(¹)	(¹)

¹ Not less than 7.0.

[47 FR 52870, Nov. 23, 1982, as amended at 61 FR 35685, July 8, 1996]

§ 425.26 Pretreatment standards for new sources (PSNS).

Except as provided in 40 CFR 403.7 and 425.04, any new source subject to this subpart that introduces process wastewater pollutants into a publicly owned treatment works must comply with 40 CFR part 403, and achieve the pretreatment standards contained in § 425.25.

Subpart C—Hair Save or Pulp, Non-Chrome Tan, Retan-Wet Finish Subcategory

§ 425.30 Applicability; description of the hair save or pulp, non-chrome tan, retan-wet finish subcategory.

The provisions of this subpart are applicable to process wastewater discharges resulting from any tannery which processes raw or cured cattle or cattle-like hides into finished leather by hair save or pulp unhairing, vegetable tanning or alum, syntans, oils and other agents for tanning, and retan-wet finishing.

§ 425.31 Effluent limitations representing the degree of effluent reduction attainable by the application of the best practicable control technology currently available (BPT).

Except as provided in 40 CFR 125.30 through 125.32, any existing point source subject to this subpart must achieve the following effluent limitations representing the degree of effluent reduction attainable by the application of the best practicable control technology currently available (BPT):

§ 425.32

Pollutant or pollutant property	BPT limitations	
	Maximum for any 1 day	Maximum for monthly average
	Kg/kg (or pounds per 1,000 pounds) of raw material	
BOD ₅	6.7	3.0
TSS	9.7	4.4
Oil & Grease	2.8	1.3
Total Chromium	0.17	0.06
pH	(¹)	(¹)

¹ Within the range of 6.0 to 9.0.

[47 FR 52870, Nov. 23, 1982, as amended at 53 FR 9182, Mar. 21, 1988]

§ 425.32 Effluent limitations representing the degree of effluent reduction attainable by the application of the best conventional pollutant control technology (BCT).

Except as provided in 40 CFR 125.30 through 125.32, any existing point source subject to this subpart must achieve the following effluent limitations representing the degree of effluent reduction attainable by the application of the best conventional pollutant control technology (BCT): The effluent limitations are those for BOD₅, TSS, Oil and Grease, and pH contained in § 425.31.

§ 425.33 Effluent limitations representing the degree of effluent reduction attainable by the application of the best available technology economically achievable (BAT).

Except as provided in 40 CFR 125.30 through 125.32, any existing point source subject to this subpart must achieve the following effluent limitations representing the degree of effluent reduction attainable by the application of the best available technology economically achievable (BAT): The effluent limitations are those for Total Chromium contained in § 425.31.

§ 425.34 New source performance standards (NSPS).

Any new source subject to this subpart must achieve the following new source performance standards (NSPS):

40 CFR Ch. I (7–1–21 Edition)

Pollutant or pollutant property	NSPS	
	Maximum for any 1 day	Maximum for monthly average
	Kg/kg (or pound per 1,000 lb) of raw material	
BOD ₅	5.9	2.7
TSS	8.5	3.9
Oil and grease	2.4	1.1
Total chromium	0.15	0.06
pH	(¹)	(¹)

¹ Within the range 6.0 to 9.0.

§ 425.35 Pretreatment standards for existing sources (PSES).

(a) Except as provided in § 425.04 and 40 CFR 403.7 and § 403.13, any existing sources subject to this subpart that introduces process wastewater pollutants into a publicly owned treatment works must comply with 40 CFR part 403, and achieve the following pretreatment standards:

Pollutant or pollutant property	PSES limitations	
	Maximum for any 1 day	Maximum for monthly average
	Milligrams per liter (mg/l)	
Sulfide	24	—
Total Chromium	12	8
pH	(¹)	(¹)

¹ Not less than 7.0.

(b) Any existing source subject to this subpart which processes less than 350 hides/day shall comply with § 425.35(a), except that the Total Chromium limitations contained in § 425.35(a) do not apply.

[47 FR 52870, Nov. 23, 1982; 48 FR 36116, June 30, 1983, as amended at 53 FR 9182, Mar. 21, 1988]

§ 425.36 Pretreatment standards for new sources (PSNS).

Except as provided in 40 CFR 403.7 and § 425.04, any new source subject to this subpart that introduces process wastewater pollutants into a publicly owned treatment works must comply with 40 CFR part 403, and achieve the pretreatment standards contained in § 425.35.

Environmental Protection Agency

§ 425.45

Subpart D—Retan-Wet Finish-Sides Subcategory

§ 425.40 Applicability; description of the retan-wet finish-sides subcategory.

The provisions of this subpart are applicable to process wastewater discharges resulting from any tannery which processes previously tanned hides and skins (grain side only) into finished leather by retan-wet finishing.

§ 425.41 Effluent limitations representing the degree of effluent reduction attainable by the application of the best practicable control technology currently available (BPT).

Except as provided in 40 CFR 125.30 through 125.32, any existing point source subject to this subpart must achieve the following effluent limitations representing the degree of effluent reduction attainable by the application of the best practicable control technology currently available (BPT):

Pollutant or pollutant property	BPT limitations	
	Maximum for any 1 day	Maximum for monthly average
	Kg/kg (or pounds per 1,000 pounds) of raw material	
BOD ₅	8.9	4.0
TSS	12.8	5.8
Oil & Grease	3.7	1.7
Total Chromium	0.23	0.08
pH	(¹)	(¹)

¹ Within the range of 6.0 to 9.0.

[47 FR 52870, Nov. 23, 1982, as amended at 53 FR 9182, Mar. 21, 1988]

§ 425.42 Effluent limitations representing the degree of effluent reduction attainable by the application of the best conventional pollutant control technology (BCT).

Except as provided in 40 CFR 125.30 through 125.32, any existing point source subject to this subpart must achieve the following effluent limitations representing the degree of effluent reduction attainable by the application of the best conventional pollutant control technology (BCT): The effluent limitations are those for BOD₅, TSS, Oil and Grease, and pH contained in § 425.41.

§ 425.43 Effluent limitations representing the degree of effluent reduction attainable by the application of the best available technology economically achievable (BAT).

Except as provided in 40 CFR 125.30 through 125.32, any existing point source subject to this subpart must achieve the following effluent limitations representing the degree of effluent reduction attainable by the application of the best available technology economically achievable (BAT): The effluent limitations are those for Total Chromium contained in § 425.41.

§ 425.44 New source performance standards (NSPS).

Any new source subject to this subpart must achieve the following new source performance standards (NSPS):

Pollutant or pollutant property	NSPS	
	Maximum for any 1 day	Maximum for monthly average
	Kg/kg (or pounds per 1,000 pounds) of raw material	
BOD ₅	6.5	2.9
TSS	9.3	4.3
Oil & Grease	2.7	1.2
Total Chromium	0.17	0.06
pH	(¹)	(¹)

¹ Within the range of 6.0 to 9.0.

[47 FR 52870, Nov. 23, 1982, as amended at 53 FR 9182, Mar. 21, 1988]

§ 425.45 Pretreatment standards for existing sources (PSES).

Except as provided in 40 CFR 403.7 and 403.13, any existing source subject to this subpart that introduces process wastewater pollutants into a publicly owned treatment works must comply with 40 CFR part 403, and achieve the following pretreatment standards:

Pollutant or pollutant property	PSES	
	Maximum for any 1 day	Maximum for monthly average
	Milligrams per liter (mg/l)	
Total Chromium	19	12
pH	(¹)	(¹)

¹ Within the range 6.0 to 10.0.

§ 425.46

§ 425.46 Pretreatment standards for new sources (PSNS).

Except as provided in 40 CFR 403.7, any new source subject to this subpart that introduces process wastewater pollutants into a publicly owned treatment works must comply with 40 CFR part 403, and achieve the pretreatment standards contained in § 425.45.

Subpart E—No Beamhouse Subcategory

§ 425.50 Applicability; description of the no beamhouse subcategory.

The provisions of this subpart are applicable to process wastewater discharges resulting from any tannery which processes cattle hides, sheepskins, or splits (hair previously removed and pickled) into finished leather by chrome or non-chrome tanning, and retan-wet finishing.

§ 425.51 Effluent limitations representing the degree of effluent reduction attainable by the application of the best practicable control technology currently available (BPT).

Except as provided in 40 CFR 125.30 through 125.32, any existing point source subject to this subpart must achieve the following effluent limitations representing the degree of effluent reduction attainable by the application of the best practicable control technology currently available (BPT):

Pollutant or pollutant property	BPT limitations	
	Maximum for any 1 day	Maximum for monthly average
	Kg/kg (or pounds per 1,000 pounds) of raw material	
BOD ₅	8.0	3.6
TSS	11.6	5.3
Oil & Grease	3.4	1.5
Total Chromium	0.21	0.08
pH	(¹)	(¹)

¹ Within the range of 6.0 to 9.0.

[47 FR 52870, Nov. 23, 1982, as amended at 53 FR 9182, Mar. 21, 1988]

40 CFR Ch. I (7–1–21 Edition)

§ 425.52 Effluent limitations representing the degree of effluent reduction attainable by the application of the best conventional pollutant control technology (BCT).

Except as provided in 40 CFR 125.30 through 125.32, any existing point source subject to this subpart must achieve the following effluent limitations representing the degree of effluent reduction attainable by the application of the best conventional control technology (BCT): The effluent limitations are those for BOD₅, TSS, Oil and Grease, and pH contained in § 425.51.

§ 425.53 Effluent limitations representing the degree of effluent reduction attainable by the application of the best available technology economically achievable (BAT).

Except as provided in 40 CFR 125.30 through 125.32, any existing point source subject to this subpart must achieve the following effluent limitations representing the degree of effluent reduction attainable by the application of the best available technology economically achievable (BAT): The effluent limitations are those for Total Chromium contained in § 425.51

§ 425.54 New source performance standards (NSPS).

Any new source subject to this subpart must achieve the following new source performance standards (NSPS):

Pollutant or pollutant property	NSPS	
	Maximum for any 1 day	Maximum for monthly average
	Kg/kg (or pounds per 1,000 lb) of raw material	
BOD ₅	5.3	2.4
TSS	7.7	3.5
Oil & Grease	2.2	1.0
Total Chromium	0.14	0.05
pH	(¹)	(¹)

¹ Within the range 6.0 to 9.0.

§ 425.55 Pretreatment standards for existing sources (PSES).

Except as provided in 40 CFR 403.7 and 403.13, any existing source subject to this subpart that introduces process wastewater pollutants into a publicly owned treatment works must comply

Environmental Protection Agency

§ 425.64

with 40 CFR part 403, and achieve the following pretreatment standards:

Pollutant or pollutant property	PSES	
	Maximum for any 1 day	Maximum for monthly average
	Milligrams per liter (mg/l)	
Total chromium	19	12
pH	(¹)	(¹)

¹ Within the range 6.0 to 10.0.

§ 425.56 Pretreatment standards for new sources (PSNS).

Except as provided in 40 CFR 403.7, any new source subject to this subpart that introduces process wastewater pollutants into a publicly owned treatment works must comply with 40 CFR part 403, and achieve the pretreatment standards contained in § 425.55.

Subpart F—Through-the-Blue Subcategory

§ 425.60 Applicability; description of the through-the-blue subcategory.

The provisions of this subpart are applicable to process wastewater discharges resulting from any tannery which processes raw or cured cattle or cattle-like hides through the blue tanned state by hair pulp unhairing and chrome tanning; no retan-wet finishing is performed.

§ 425.61 Effluent limitations representing the degree of effluent reduction attainable by the application of the best practicable control technology currently available (BPT).

Except as provided in 40 CFR 125.30 through 125.32, any existing point source subject to this subpart must achieve the following effluent limitations representing the degree of effluent reduction attainable by the application of the best practicable control technology currently available (BPT):

Pollutant or pollutant property	BPT limitations	
	Maximum for any 1 day	Maximum for monthly average
	Kg/kg (or pounds per 1,000 pounds) of raw material	
BOD ₅	3.2	1.5
TSS	4.7	2.1
Oil & Grease	1.4	0.61
Total Chromium	0.08	0.03
pH	(¹)	(¹)

¹ Within the range of 6.0 to 9.0.

[47 FR 52870, Nov. 23, 1982, as amended at 53 FR 9183, Mar. 21, 1988]

§ 425.62 Effluent limitations representing the degree of effluent reduction attainable by the application of the best conventional pollutant control technology (BCT).

Except as provided in 40 CFR 125.30 through 125.32, any existing point source subject to this subpart must achieve the following effluent limitations representing the degree of effluent reduction attainable by the application of the best conventional pollutant control technology (BCT): The effluent limitations are those for BOD₅, TSS, Oil and Grease, and pH contained in § 425.61.

§ 425.63 Effluent limitations representing the degree of effluent reduction attainable by the application of the best available technology economically achievable (BAT).

Except as provided in 40 CFR 125.30 through 125.32, any existing point source subject to this subpart must achieve the following effluent limitations representing the degree of effluent reduction attainable by the application of the best available technology economically achievable (BAT): The effluent limitations are those for Total Chromium contained in § 425.61.

§ 425.64 New source performance standards (NSPS).

Any new source subject to this subpart must achieve the following new source performance standards (NSPS):

§ 425.65

Pollutant or pollutant property	BPT limitations	
	Maximum for any 1 day	Maximum for monthly average
	Kg/kg (or pounds per 1,000 pounds) of raw material	
BOD ₅	3.2	1.5
TSS	4.7	2.1
Oil & Grease	1.4	0.61
Total Chromium	0.08	0.03
pH	(¹)	(¹)

¹ Within the range of 6.0 to 9.0.

[47 FR 52870, Nov. 23, 1982, as amended at 53 FR 9183, Mar. 21, 1988]

§ 425.65 Pretreatment standards for existing sources (PSES).

Except as provided in § 425.04 and 40 CFR 403.7 and 403.13, any existing source subject to this subpart that introduces process wastewater pollutants into a publicly owned treatment works must comply with 40 CFR part 403, and achieve the following pretreatment standards:

Pollutant or pollutant property	PSES	
	Maximum for any 1 day	Maximum for monthly average
	Milligrams per liter (mg/l)	
Sulfide	24
Total chromium	12	8
pH	(¹)	(¹)

¹ Not less than 7.0.

[47 FR 52870, Nov. 23, 1982, as amended at 61 FR 35685, July 8, 1996]

§ 425.66 Pretreatment standards for new sources (PSNS).

Except as provided in 40 CFR 403.7 and 425.04, any new source subject to this subpart that introduces process wastewater pollutants into a publicly owned treatment must comply with 40 CFR part 403, and must achieve the pretreatment standards contained in § 425.65.

Subpart G—Shearling Subcategory

§ 425.70 Applicability; description of the shearling subcategory.

The provisions of this subpart are applicable to process wastewater discharges resulting from any tannery which processes raw or cured sheep or

40 CFR Ch. I (7–1–21 Edition)

sheep-like skins with the wool or hair retained into finished leather by chrome tanning, and retan-wet finishing.

§ 425.71 Effluent limitations representing the degree of effluent reduction attainable by the application of the best practicable control technology currently available (BPT).

Except as provided in 40 CFR 125.30 through 125.32, any existing point source subject to this subpart must achieve the following effluent limitations representing the degree of effluent reduction attainable by the application of the best practicable control technology currently available (BPT):

Pollutant or pollutant property	NSPS	
	Maximum for any 1 day	Maximum for monthly average
	Kg/kg (or pounds per 1,000 pounds) of raw material	
BOD ₅	3.0	1.3
TSS	4.3	1.9
Oil & Grease	1.2	0.55
Total Chromium	0.08	0.03
pH	(¹)	(¹)

¹ Within the range of 6.0 to 9.0.

[47 FR 52870, Nov. 23, 1982, as amended at 53 FR 9183, Mar. 21, 1988]

§ 425.72 Effluent limitations representing the degree of effluent reduction attainable by the application of the best conventional pollutant control technology (BCT).

Except as provided in 40 CFR 125.30 through 125.32, any existing point source subject to this subpart must achieve the following effluent limitations representing the degree of effluent reduction attainable by the application of the best conventional pollutant control technology (BCT): The effluent limitations are those for BOD₅, TSS, Oil and Grease, and pH contained in § 425.71.

§ 425.73 Effluent limitations representing the degree of effluent reduction attainable by the application of the best available technology economically achievable (BAT).

Except as provided in 40 CFR 125.30 through 125.32, any existing point

Environmental Protection Agency

§ 425.82

source subject to this subpart must achieve the following effluent limitations representing the degree of effluent reduction attainable by the application of the best available technology economically achievable (BAT): The effluent limitations are those for Total Chromium contained in § 425.71.

§ 425.74 New source performance standards (NSPS).

Any new source subject to this subpart must achieve the following new source performance standards (NSPS):

Pollutant or pollutant property	NSPS	
	Maximum for any 1 day	Maximum for monthly average
	Kg/kg (or pound per 1,000 lb) of raw material	
BOD ₅	13.2	5.9
TSS	19.1	8.7
Oil and grease	5.6	2.5
Total chromium	0.34	0.12
pH	(¹)	(¹)

¹ Within the range 6.0 to 9.0.

§ 425.75 Pretreatment standards for existing sources (PSES).

Except as provided in 40 CFR 403.7 and 403.13, any existing source subject to this subpart that introduces process wastewater pollutants into a publicly owned treatment works must comply with 40 CFR part 403, and achieve the following pretreatment standards:

Pollutant or pollutant property	PSES	
	Maximum for any 1 day	Maximum for monthly average
	Milligrams per liter (mg/l)	
Total chromium	19	12
pH	(¹)	(¹)

¹ Within the range 6.0 to 10.0.

§ 425.76 Pretreatment standards for new sources (PSNS).

Except as provided in 40 CFR 403.7, any new source subject to this subpart that introduces process wastewater pollutants into a publicly owned treatment works must comply with 40 CFR part 403, and must achieve the pretreatment standards contained in § 425.75.

Subpart H—Pigskin Subcategory

§ 425.80 Applicability; description of the pigskin subcategory.

The provisions of this subpart are applicable to process wastewater discharges resulting from any tannery which processes raw or cured pigskins into finished leather by chemically dissolving or pulping the hair and tanning with chrome, then retan-wet finishing.

§ 425.81 Effluent limitations representing the degree of effluent reduction attainable by the application of the best practicable control technology currently available (BPT).

Except as provided in 40 CFR 125.30 through 125.32, any existing point source subject to this subpart must achieve the following effluent limitations representing the degree of effluent reduction attainable by the application of the best practicable control technology currently available (BPT):

Pollutant or pollutant property	BPT limitations	
	Maximum for any 1 day	Maximum for monthly average
	Kg/kg (or pounds per 1,000 lb) of raw material	
BOD ₅	7.0	3.2
TSS	10.1	4.6
Oil and grease	3.0	1.3
Total chromium	0.18	0.07
pH	(¹)	(¹)

¹ Within the range 6.0 to 9.0.

[47 FR 52870, Nov. 23, 1982; 48 FR 30117, June 30, 1983]

§ 425.82 Effluent limitations representing the degree of effluent reduction attainable by the application of the best conventional pollutant control technology (BCT).

Except as provided in 40 CFR 125.30 through 125.32, any existing point source subject to this subpart must achieve the following effluent limitations representing the degree of effluent reduction attainable by the application of the best conventional pollutant control technology (BCT): The effluent limitations are those for BOD₅, TSS, Oil and Grease and pH contained in § 425.81.

§ 425.83

§ 425.83 Effluent limitations representing the degree of effluent reduction attainable by the application of the best available technology economically achievable (BAT).

Except as provided in 40 CFR 125.30 through 125.32, any existing point source subject to this subpart must achieve the following effluent limitations representing the degree of effluent reduction attainable by the application of the best available technology economically achievable (BAT): The effluent limitations are those for Total Chromium contained in § 425.81.

§ 425.84 New source performance standards (NSPS).

Any new source subject to this subpart must achieve the following new source performance standards (NSPS):

Pollutant or pollutant property	NSPS	
	Maximum for any 1 day	Maximum for monthly average
	Kg/kg (or pounds per 1,000 lb) of raw material	
BOD ₅	5.8	2.6
TSS	8.3	3.8
Oil and grease	2.4	1.1
Total chromium	0.15	0.05
pH	(¹)	(¹)

¹ Within the range 6.0 to 9.0.

§ 425.85 Pretreatment standards for existing sources (PSES).

Except as provided in § 425.04 and 40 CFR 403.7 and § 403.13, any existing source subject to this subpart that introduces process wastewater pollutants into a publicly owned treatment works must comply with 40 CFR part 403, and achieve the following pretreatment standards:

Pollutant or pollutant property	PSES	
	Maximum for any 1 day	Maximum for monthly average
	Milligrams per liter (mg/l)	
Sulfide	24	8
Total chromium	12	8
pH	(¹)	(¹)

¹ Not less than 7.0.

[47 FR 52870, Nov. 23, 1982, as amended at 61 FR 35685, July 8, 1996]

40 CFR Ch. I (7–1–21 Edition)

§ 425.86 Pretreatment standards for new sources (PSNS).

Except as provided in 40 CFR 403.7 and 425.04, any new source subject to this subpart that introduces process wastewater pollutants into a publicly owned treatment works must comply with 40 CFR part 403, and achieve the pretreatment standards contained in § 425.85.

Subpart I—Retan-Wet Finish-Splits Subcategory

§ 425.90 Applicability; description of the retan-wet finish-splits subcategory.

The provisions of this subpart are applicable to process wastewater discharges resulting from any tannery which processes previously unhaird and tanned splits into finished leather by retan-wet finishing.

§ 425.91 Effluent limitations representing the degree of effluent reduction attainable by the application of the best practicable control technology currently available (BPT).

Except as provided in 40 CFR 125.30 through 125.32, any existing point source subject to this subpart must achieve the following effluent limitations representing the degree of effluent reduction attainable by the application of the best practicable control technology currently available (BPT):

Pollutant or pollutant property	BPT limitations	
	Maximum for any 1 day	Maximum for monthly average
	Kg/kg (or pounds per 1,000 pounds) of raw material	
BOD ₅	5.8	2.6
TSS	8.3	3.8
Oil & Grease	2.4	1.1
Total Chromium	0.15	0.05
pH	(¹)	(¹)

¹ Within the range of 6.0 to 9.0.

[47 FR 52870, Nov. 23, 1982, as amended at 53 FR 9183, Mar. 21, 1988]

Environmental Protection Agency

Pt. 425, App. A

§ 425.92 Effluent limitations representing the degree of effluent reduction attainable by the application of the best conventional pollutant control technology (BCT).

Except as provided in 40 CFR 125.30 through 125.32, any existing point source subject to this subpart must achieve the following effluent limitations representing the degree of effluent reduction attainable by the application of the best conventional pollutant control technology (BCT): The effluent limitations are those for BOD₅, TSS, Oil and Grease, and pH contained in § 425.91.

§ 425.93 Effluent limitations representing the degree of effluent reduction attainable by the application of the best available technology economically achievable (BAT).

Except as provided in 40 CFR 125.30 through 125.32, any existing point source subject to this subpart must achieve the following effluent limitations representing the degree of effluent reduction attainable by the application of the best available technology economically achievable (BAT): The effluent limitations are those for Total Chromium contained in § 425.91.

§ 425.94 New source performance standards (NSPS).

Any new source subject to this subpart must achieve the following new source performance standards (NSPS):

Pollutant or pollutant property	NSPS	
	Maximum for any 1 day	Maximum for monthly average
	Kg/kg (or pounds per 1,000 lb) of raw material	
BOD ₅	3.5	1.6
TSS	5.1	2.3
Oil & Grease	1.5	0.66
Total Chromium	0.09	0.03
pH	(¹)	(¹)

¹ Within the range 6.0 to 9.0.

§ 425.95 Pretreatment standards for existing sources (PSES).

(a) Except as provided in 40 CFR 403.7 and 403.13, any existing source subject to this subpart that introduces process wastewater pollutants into a publicly owned treatment works must comply

with 40 CFR part 403, and must achieve the following pretreatment standards:

Pollutant or pollutant property	PSES	
	Maximum for any 1 day	Maximum for monthly average
	Milligrams per liter (mg/l)	
Total Chromium	19	12
pH	(¹)	(¹)

¹ Within the range 6.0 to 10.0.

(b) Any existing source subject to this subpart which processes less than 3,600 splits/day shall comply with § 425.95(a), except that the total chromium limitations contained in § 425.95(a) do not apply.

[47 FR 52870, Nov. 23, 1982; 48 FR 30117, June 30, 1983, as amended at 53 FR 9183, Mar. 21, 1988]

§ 425.96 Pretreatment standards for new sources (PSNS).

Except as provided in 40 CFR 403.7, any new source subject to this subpart that introduces process wastewater pollutants into a publicly owned treatment works must comply with 40 CFR part 403, and achieve the pretreatment standards contained in § 425.95.

APPENDIX A TO PART 425—POTASSIUM FERRICYANIDE TITRATION METHOD

Source

The potassium ferricyanide titration method is based on method SLM 4/2 described in "Official Method of Analysis," Society of Leather Trades' Chemists, Fourth Revised Edition, Redbourn, Herts., England, 1965.

Outline of Method

The buffered sulfide solution is titrated with standard potassium ferricyanide solution in the presence of a ferrous dimethylglyoxime ammonia complex. The sulfide is oxidized to sulfur. Sulfite interferes and must be precipitated with barium chloride. Thiosulfate is not titrated under the conditions of the determination (Charlot, "Ann. chim. anal.," 1945, 27, 153; Booth; "J. Soc. Leather Trades' Chemists," 1956, 40, 238).

Apparatus

Burette, 10 ml.

Reagents

1. Preparation of 0.02N potassium ferricyanide; Weigh to the nearest tenth of a gram

Pt. 425, App. A

40 CFR Ch. I (7-1-21 Edition)

6.6 g. of analytical reagent grade potassium ferricyanide and dissolve in 1 liter distilled water. Store in an amber bottle in the dark. Prepare fresh each week.

2. Standardization of ferricyanide solution: Transfer 50 ml. of solution to a 250 ml. Erlenmeyer flask. Add several crystals of potassium iodide (about 1 g.), mix gently to dissolve, add 1 ml. of 6N hydrochloric acid, stopper the flask, and swirl gently. Let stand for two minutes, add 10 ml. of a 30 percent zinc

sulfate solution, and titrate the mixture containing the gelatinous precipitate with standardized sodium thiosulfate or phenylarsine oxide titrant in the range of 0.025-0.050N. Add 1 ml. of starch indicator solution after the color has faded to a pale yellow, and continue the titration to the disappearance of the blue color. Calculate the normality of the ferricyanide solution using the equation:

$$\text{Normality of Potassium Ferricyanide [K}_3\text{Fe (CN)}_6\text{]} = \frac{(\text{ml of thiosulfate added}) (\text{normality of thiosulfate})}{\text{Ml of K}_3\text{Fe (CN)}_6}$$

3. Preparation of 6M ammonium chloride buffer, pH 9.3: Dissolve 200 g. ammonium chloride in approximately 500 ml. distilled water, add 200 ml. 14M reagent grade ammonium hydroxide and make up to 1 liter with distilled water. The buffer should be prepared in a hood. Store in a tightly stoppered container.

4. Preparation of 0.05M barium chloride solution: Dissolve 12-13 g. barium chloride dihydrate in 1 liter of distilled water.

5. Preparation of ferrous dimethylglyoxime indicator solution: Mix 10 ml. 0.6 percent ferrous sulfate, 50 ml. 1 percent dimethylglyoxime in ethanol, and 0.5 ml. concentrated sulfuric acid.

6. Preparation of stock sulfide standard, 1000 ppm: Dissolve 2.4 g. reagent grade sodium sulfide in 1 liter of distilled water. Store in a tightly stoppered container. Diluted working standards must be prepared fresh daily and their concentrations determined by EPA test procedure 376.1 (see 40 CFR 136.3, Table IB, parameter 66 (49 FR 43234, October 26, 1984, with correction notice at 50 FR 690, January 4, 1985)) immediately prior to use.

7. Preparation of 10N NaOH: Dissolve 400 g. of analytical reagent grade NaOH in 1 liter distilled water.

Sample Preservation and Storage

Samples are to be field filtered (gravity or pressure) with coarse filter paper (Whatman

4 or equivalent) immediately after collection. Filtered samples must be preserved by adjustment to pH>12 with 10N NaOH. Sample containers must be covered tightly and stored at 4 °C until analysis. Samples must be analyzed within 48 hours of collection. If these procedures cannot be achieved, it is the laboratory's responsibility to institute quality control procedures that will provide documentation of sample integrity.

Procedure

1. Transfer 100 ml. of sample to be analyzed, or a suitable portion containing not more than 15 mg. sulfide supplemented to 100 ml. with distilled water, to a 250 ml. Erlenmeyer flask.

2. Adjust the sample to pH 8.5-9.5 with 6N HCl.

3. Add 20 ml. of 6M ammonium chloride buffer (pH 9.3), 1 ml. of ferrous dimethylglyoxime indicator, and 25 ml. of 0.05M barium chloride. Mix gently, stopper, and let stand for 10 minutes.

4. After 10 minutes titrate with standardized potassium ferricyanide to disappearance of pink color. The endpoint is reached when there is no reappearance of the pink color after 30 seconds.

Calculation and Reporting of Results.

$$1. \text{ mg./l. sulfide} = \frac{A \times B \times 16,000}{\text{vol. in ml. of sample titrated}}$$

where A = volume in ml. of potassium ferricyanide solution used,
and B = normality of potassium ferricyanide solution.

2. Report results to two significant figures.

Quality Control

1. Each laboratory that uses this method is required to operate a formal quality control program. The minimum requirements of this program consist of an initial demonstration of laboratory capability and the analysis of replicate and spiked samples as a continuing check on performance. The laboratory is required to maintain performance records to define the quality of data that is generated. Ongoing performance checks must be compared with established performance criteria to determine if the results of analyses are within precision and accuracy limits expected of the method.

2. Before performing any analyses, the analyst must demonstrate the ability to generate acceptable precision and accuracy with this method by performing the following operations.

(a) Perform four replicate analyses of a 20 mg./l. sulfide standard prepared in distilled water (see paragraph 6 under "Reagents" above).

(b)(1) Calculate clean water precision and accuracy in accordance with standard statistical procedures. Clean water acceptance limits are presented in paragraph 2(b)(2) below. These criteria must be met or exceeded before sample analyses can be initiated. A clean water standard must be analyzed with each sample set and the established criteria met for the analysis to be considered under control.

(2) Clean water precision and accuracy acceptance limits: For distilled water samples containing from 5 mg./l. to 50 mg./l. sulfide, the mean concentration from four replicate analyses must be within the range of 50 to 110 percent of the true value.

3. The Method Detection Limits (MDL) should be determined periodically by each participating laboratory in accordance with the procedures specified in "Methods for Chemical Analysis of Municipal and Industrial Wastewater," EPA-660/4-82-057, July 1982, EMSL, Cincinnati, OH 45268. For the convenience of the user, these procedures are contained in appendix C to part 425.

4. A minimum of one spiked and one duplicate sample must be performed for each ana-

lytical event, or five percent spikes and five percent duplicates when the number of samples per event exceeds twenty. Spike levels are to be at the MDL (see paragraph 3 above for MDL samples) and at x where x is the concentration found if in excess of the MDL. Spike recovery must be 40 to 120 percent for the analysis of a particular matrix type to be considered valid. If a sample or matrix type provides performance outside these acceptance limits, the analyses must be repeated using the modified Monier-Williams procedures described in appendix B to this part.

5. Report results in mg./liter. When duplicate and spiked samples are analyzed, report all data with the sample results.

[53 FR 9183, Mar. 21, 1988]

APPENDIX B TO PART 425—MODIFIED
MONIER-WILLIAMS METHOD

Outline of Method

Hydrogen sulfide is liberated from an acidified sample by distillation and purging with nitrogen gas (N_2). Sulfur dioxide interference is removed by scrubbing the nitrogen gas stream in a pH 7 buffer solution. The sulfide gas is collected by passage through an alkaline hydrogen peroxide scrubbing solution in which it is oxidized to sulfate. Sulfate concentration in the scrubbing solution is determined by either EPA gravimetric test procedure 375.3 or EPA turbidimetric test procedure 375.4 (see 40 CFR 136.3, Table IB, parameter 65 (49 FR 43234, October 26, 1984, and correction notice at 50 FR 690, January 4, 1985)).

*Apparatus**

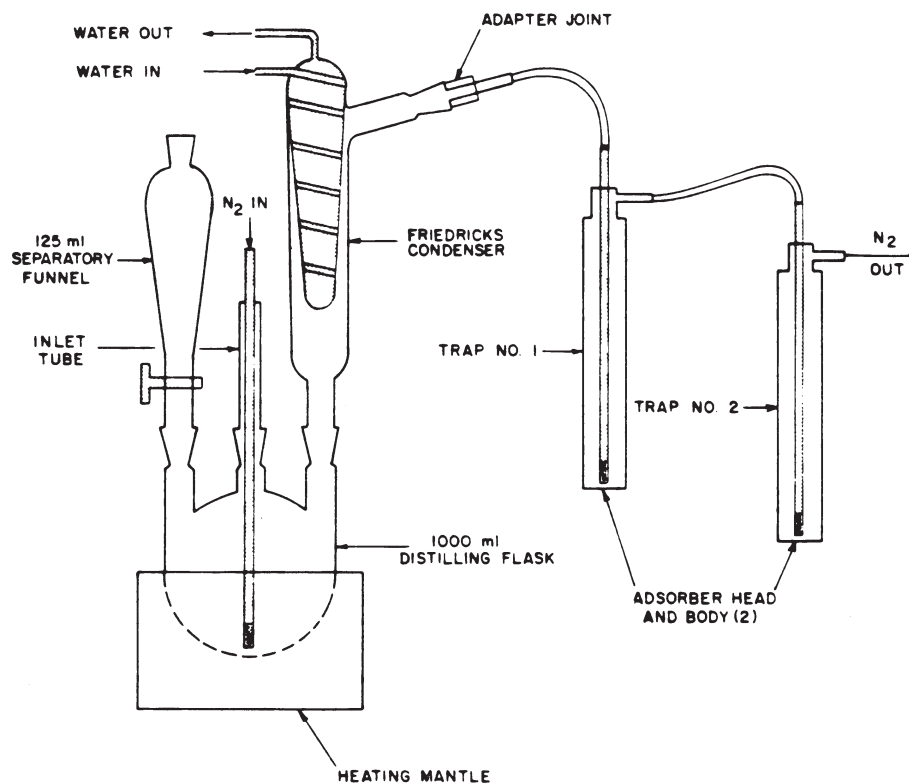
(See Figure 1.) * Catalogue numbers are given only to provide a more complete description of the equipment necessary, and do not constitute a manufacturer or vendor endorsement.

Heating mantle and control (VWR Cat. No. 33752-464)

1000 ml. distilling flask with three 24/40 joints (VWR Cat. No. 29280-215)

Friedricks condenser with two 24/40 joints (VWR Cat. No. 23161-009)

FIGURE 1
EQUIPMENT ASSEMBLY



125 ml. separatory funnel with 24/40 joint (VWR Cat. No. 30357-102)
 Inlet tube with 24/40 joint (VWR Cat. No. 33057-105)
 Adapter joint 24/40 to 19/38 (VWR Cat. No. 62905-26)
 Adsorber head (2 required) (Thomas Cat. No. 9849-R29)
 Adsorber body (2 required) (Thomas Cat. No. 9849-R32)
 Laboratory vacuum pump or water aspirator

Reagents

1. Potassium hydroxide, 6N: Dissolve 340 g. of analytical reagent grade KOH in 1 liter distilled water.
 2. Sodium hydroxide, 6N: Dissolve 240 g. of analytical reagent grade NaOH in 1 liter distilled water.

3. Sodium hydroxide, 0.03N: Dilute 5.0 ml. of 6N NaOH to 1 liter with distilled water.

4. Hydrochloric acid, 6N: Dilute 500 ml. of concentrated HCl to 1 liter with distilled water.

5. Potassium phosphate stock buffer, 0.5M: Dissolve 70 g. of monobasic potassium phosphate in approximately 800 ml. distilled water. Adjust pH to 7.0 ± 0.1 with 6N potassium hydroxide and dilute to 1 liter with distilled water. Stock solution is stable for several months at 4 °C.

6. Potassium phosphate buffer, 0.05M: Dilute 1 volume of 0.5M potassium phosphate stock buffer with 9 volumes of distilled water. Solution is stable for one month at 4 °C.

7. Alkaline 3% hydrogen peroxide: Dilute 1 volume of 30 percent hydrogen peroxide with

9 volumes of 0.03N NaOH. Prepare this solution fresh each day of use.

8. Preparation of stock sulfide standard, 1000 ppm.: Dissolve 2.4 g. reagent grade sodium sulfide in 1 liter of distilled water. Store in a tightly stoppered container. Diluted working standards must be prepared fresh daily and their concentrations determined by EPA test procedure 376.1 immediately prior to use (see 40 CFR 136.3, Table IB, parameter 66 (49 FR 43234, October 26, 1984, and correction notice at 50 FR 690, January 4, 1985)).

Sample Preservation and Storage

Preserve unfiltered wastewater samples immediately after collection by adjustment to pH>9 with 6N NaOH and addition of 2 ml. of 2N zinc acetate per liter. This amount of zinc acetate is adequate to preserve 64 mg./l. sulfide under ideal conditions. Sample containers must be covered tightly and stored at 4 °C until analysis. Samples must be analyzed within seven days of collection. If these procedures cannot be achieved, it is the laboratory's responsibility to institute quality control procedures that will provide documentation of sample integrity.

Procedure (See Figure 1 for apparatus layout.)

1. Place 50 ml. of 0.05M pH 7.0 potassium phosphate buffer in Trap No. 1.
2. Place 50 ml. of alkaline 3 percent hydrogen peroxide in Trap No. 2.
3. Sample introduction and N₂ prepurge: Gently mix sample to be analyzed to resuspend settled material, taking care not to aerate the sample. Transfer 400 ml. of sample, or a suitable portion containing not more than 20 mg. sulfide diluted to 400 ml. with distilled water, to the distillation flask. Adjust the N₂ flow so that the impingers are

frothing vigorously, but not overflowing. Vacuum may be applied at the outlet of Trap No. 2 to assist in smooth purging. The N₂ inlet tube of the distillation flask must be submerged deeply in the sample to ensure efficient agitation. Purge the sample for 30 minutes without applying heat. Test the apparatus for leaks during the prepurge cycle (Snoop or soap water solution).

4. Volatilization of H₂ S: Interrupt the N₂ flow (and vacuum) and introduce 100 ml. of 6N HCl to the sample using the separatory funnel. Immediately resume the gas flow (and vacuum). Apply maximum heat with the heating mantle until the sample begins to boil, then reduce heat and maintain gentle boiling and N₂ flow for 30 minutes. Terminate the distillation cycle by turning off the heating mantle and maintaining N₂ flow through the system for 5 to 10 minutes. Then turn off the N₂ flow (and release vacuum) and *cautiously* vent the system by placing 50 to 100 ml. of distilled water in the separatory funnel and opening the stopcock carefully. When the bubbling stops and the system is equalized to atmospheric pressure, remove the separatory funnel. Extreme care must be exercised in terminating the distillation cycle to avoid flash-over, draw-back, or violent steam release.

5. Analysis: Analyze the contents of Trap No. 2 for sulfate according to either EPA gravimetric test procedure 375.3 or EPA turbidimetric test procedure 375.4 (see 40 CFR 136.3, Table IB, parameter 65 (49 FR 43234, October 26, 1984, and correction notice at 50 FR 690, January 4, 1985)). Use the result to calculate mg./l. of sulfide in wastewater sample.

Calculations and Reporting of Results

1. Gravimetric procedure:

$$\text{mg sulfide/l.} = \frac{(\text{mg. BaSO}_4 \text{ collected in Trap No. 2}) \times (137)}{\text{volume in ml. of waste sample distilled}}$$

2. Turbidimetric procedure:

$$\text{mg. sulfide/l.} = \frac{A \times B \times 333}{C}$$

where A = mg./l. of sulfate in Trap No. 2
B = liquid volume in liters in Trap No. 2
and C = volume in ml. of waste sample distilled

3. Report results to two significant figures.

Quality Control

1. Each laboratory that uses this method is required to operate a formal quality control

program. The minimum requirements of this program consist of an initial demonstration of laboratory capability and the analysis of replicate and spiked samples as a continuing check on performance. The laboratory is required to maintain performance records to define the quality of data that is generated. Ongoing performance checks must be compared with established performance criteria to determine if the results of analyses are within precision and accuracy limits expected of the method.

2. Before performing any analyses, the analyst must demonstrate the ability to generate acceptable accuracy and precision by performing the following operations.

(a) Perform four replicate analyses of a 20 mg./l. sulfide standard prepared in distilled water (see paragraph 8 under "Reagents" above).

(b)(1) Calculate clean water precision and accuracy in accordance with standard statistical procedures. Clean water acceptance limits are presented in paragraph 2(b)(2) below. These criteria must be met or exceeded before sample analyses can be initiated. A clean water standard must be analyzed with each sample set and the established criteria met for the analyses to be considered under control.

(2) Clean water precision and accuracy acceptance limits: For distilled water samples containing from 5 mg./l. to 50 mg./l. sulfide, the mean concentration from four replicate analyses must be within the range of 72 to 114 percent of the true value.

3. The Method Detection Limit (MDL) should be determined periodically by each participating laboratory in accordance with the procedures specified in "Methods for Chemical Analysis of Municipal and Industrial Wastewater," EPA-600/4-82-057, July 1982, EMSL, Cincinnati, OH 45268. For the convenience of the user, these procedures are contained in appendix C to part 425.

4. A minimum of one spiked and one duplicate sample must be run for each analytical event, or five percent spikes and five percent duplicates when the number of samples per event exceeds twenty. Spike levels are to be at the MDL (see paragraph 3 above for MDL samples) and at x when x is the concentration found if in excess of the MDL. Spike recovery must be 60 to 120 percent for the analysis of a particular matrix type to be considered valid.

5. Report all results in mg./liter. When duplicate and spiked samples are analyzed, report all data with the sample results.

[53 FR 9184, Mar. 21, 1988]

APPENDIX C TO PART 425—DEFINITION AND PROCEDURE FOR THE DETERMINATION OF THE METHOD DETECTION LIMIT¹

The method detection limit (MDL) is defined at the minimum concentration of a substance that can be identified, measured and reported with 99 percent confidence that the analyte concentration is greater than

zero and determined from analysis of a sample in a given matrix containing analyte.

Scope and Application

This procedure is designed for applicability to a wide variety of sample types ranging from reagent (blank) water containing analyte to wastewater containing analyte. The MDL for an analytical procedure may vary as a function of sample type. The procedure requires a complete, specific and well defined analytical method. It is essential that all sample processing steps of the analytical method be included in the determination of the method detection limit.

The MDL obtained by this procedure is used to judge the significance of a single measurement of a future sample.

The MDL procedure was designed for applicability to a broad variety of physical and chemical methods. To accomplish this, the procedure was made device- or instrument-independent.

Procedure

1. Make an estimate of the detection limit using one of the following:

(a) The concentration value that corresponds to an instrument signal/noise ratio in the range of 2.5 to 5. If the criteria for qualitative identification of the analyte is based upon pattern recognition techniques, the least abundant signal necessary to achieve identification must be considered in making the estimate.

(b) The concentration value that corresponds to three times the standard deviation of replicate instrumental measurements for the analyte in reagent water.

(c) The concentration value that corresponds to the region of the standard curve where there is a significant change in sensitivity at low analyte concentrations, i.e., a break in the slope of the standard curve.

(d) The concentration value that corresponds to known instrumental limitations.

It is recognized that the experience of the analyst is important to this process. However, the analyst must include the above considerations in the estimate of the detection limit.

2. Prepare reagent (blank) water that is as free of analyte as possible. Reagent or interference free water is defined as a water sample in which analyte and interferent concentrations are not detected at the method detection limit of each analyte of interest. Interferences are defined as systematic errors in the measured analytical signal of an established procedure caused by the presence of interfering species (interferent). The interferent concentration is presupposed to be normally distributed in representative samples of a given matrix.

3. (a) If the MDL is to be determined in reagent water (blank), prepare a laboratory

¹Source: "Methods for Chemical Analysis of Municipal and Industrial Wastewater," EPA-600/4-82-057, July 1982, EMSL, Cincinnati, OH 45268

standard (analyte in reagent water) at a concentration which is at least equal to or in the same concentration range as the estimated MDL. (Recommended between 1 and 5 times the estimated MDL.) Proceed to Step 4.

(b) If the MDL is to be determined in another sample matrix, analyze the sample. If the measured level of the analyte is in the recommended range of one to five times the estimated MDL, proceed to Step 4.

If the measured concentration of analyte is less than the estimated MDL, add a known amount of analyte to bring the concentration of analyte to between one and five times the MDL. In the case where an interference is coanalyzed with the analyte:

If the measured level of analyte is greater than five times the estimated MDL, there are two options:

(1) Obtain another sample of lower level of analyte in same matrix if possible.

(2) The sample may be used as is for determining the MDL if the analyte level does not exceed 10 times the MDL of the analyte in reagent water. The variance of the analytical method changes as the analyte concentration increases from the MDL, hence the MDL determined under these circumstances may not truly reflect method variance at lower analyte concentrations.

4. (a) Take a minimum of seven aliquots of the sample to be used to calculate the MDL and process each through the entire analytical method. Make all computations according to the defined method with final results in the method reporting units. If blank measurements are required to calculate the measured level of analyte, obtain separate blank measurements for each sample aliquot analyzed. The average blank measurement is subtracted from the respective sample measurements.

(b) It may be economically and technically desirable to evaluate the estimated MDL before proceeding with 4a. This will: (1) Prevent repeating this entire procedure when the costs of analyses are high and (2) insure that the procedure is being conducted at the correct concentration. It is quite possible that an incorrect MDL can be calculated from data obtained at many times the real MDL even though the background concentration of analyte is less than five times the calculated MDL. To insure that the estimate of the MDL is a good estimate, it is necessary to determine that a lower concentration of analyte will not result in a significantly lower MDL. Take two aliquots of the sample to be used to calculate the MDL and process each through the entire method, including blank measurements as described above in 4a. Evaluate these data:

(1) If these measurements indicate the sample is in the desirable range for determining the MDL, take five additional

aliquots and proceed. Use all seven measurements to calculate the MDL.

(2) If these measurements indicate the sample is not in the correct range, reestimate the MDL, obtain new sample as in 3 and repeat either 4a or 4b.

5. Calculate the variance (S^2) and standard deviation (S) of the replicate measurements, as follows:

$$S^2 = \frac{1}{n-1} \left[\sum_{i=1}^n X_i^2 - \left(\sum_{i=1}^n X_i \right)^2 / n \right]$$

$$S = (S^2)^{0.5}$$

where: the X_i , $i = 1$ to n are the analytical results in the final method reporting units obtained from the n sample aliquots and

$$\sum_{i=1}^n X_i^2$$

refers to the sum of the X values from $i = 1$ to n .

6. (a) Compute the MDL as follows:

$$\text{MDL} = t_{(n-1, 1-a=.99)} (S)$$

where:

MDL = the method detection

$t_{(n-1, 1-a=.99)}$ = the students' t value appropriate for a 99 percent confidence level and a standard deviation estimate with $n-1$ degrees of freedom. See Table.

S = standard deviation of the replicate analyses.

(b) The 95 percent confidence limits for the MDL derived in 6a are computed according to the following equations derived from percentiles of the chi square over degrees of freedom distribution (X^2/df) and calculated as follows:

$$\text{MDL}_{LCL} = 0.69 \text{ MDL}$$

$$\text{MDL}_{UCL} = 1.92 \text{ MDL where } \text{MDL}_{LCL} \text{ and } \text{MDL}_{UCL} \text{ are the lower and upper 95 percent confidence limits respectively based on seven aliquots.}$$

7. Optional iterative procedure to verify the reasonableness of the estimated MDL and calculated MDL of subsequent MDL determinations.

(a) If this is the initial attempt to compute MDL based on the estimated MDL in Step 1, take the MDL as calculated in Step 6, spike in the matrix at the calculated MDL and proceed through the procedure starting with Step 4.

(b) If the current MDL determination is an iteration of the MDL procedure for which the spiking level does not permit qualitative identification, report the MDL as that concentration between the current spike level

Pt. 426

and the previous spike level which allows qualitative identification.

(c) If the current MDL determination is an iteration of the MDL procedure and the spiking level allows qualitative identification, use S^2 from the current MDL calculation and S^2 from the previous MDL calculation to compute the F ratio.

$$\text{if } \frac{S_A^2}{S_B^2} < 3.05$$

then compute the pooled standard deviation by the following equation:

$$S_{\text{pooled}} = \left[\frac{6S_A^2 + 6S_B^2}{12} \right]^{0.5}$$

$$\text{if } \frac{S_A^2}{S_B^2} > 3.05,$$

respike at the last calculated MDL and process the samples through the procedure starting with Step 4.

(d) Use the S_{pooled} as calculated in 7b to compute the final MDL according to the following equation:

$$\text{MDL} = 2.681 (S_{\text{pooled}})$$

where 2.681 is equal to $t(12, 1 - \alpha = .99)$

(e) The 95 percent confidence limits for MDL derived in 7c are computed according to the following equations derived from percentiles of the chi squared over degrees of freedom distribution.

$$\text{MDL}_{\text{LCL}} = 0.72 \text{ MDL}$$

$$\text{MDL}_{\text{UCL}} = 1.65 \text{ MDL}$$

where LCL and UCL are the lower and upper 95 percent confidence limits respectively based on 14 aliquots.

Reporting

The analytical method used must be specifically identified by number or title and the MDL for each analyte expressed in the appropriate method reporting units. If the analytical method permits options which affect the method detection limit, these conditions must be specified with the MDL value. The sample matrix used to determine the MDL must also be identified with the MDL value. Report the mean analyte level with the MDL. If a laboratory standard or a sample that contained a known amount analyte was used for this determination, report the mean recovery, and indicate if the MDL determination was iterated.

40 CFR Ch. I (7–1–21 Edition)

If the level of the analyte in the sample matrix exceeds 10 times the MDL of the analyte in reagent water, do not report a value for the MDL.

REFERENCE

Glaser, J.A., Foerst, D.L., McKee, G.D., Quave, S.A., and Budde, W.L., "Trace Analysis for Wastewaters," Environmental Science and Technology, 15, 1426 (1981).

TABLE OF STUDENTS' T VALUES AT THE 99 PERCENT CONFIDENCE LEVEL

Number of replicates	Degrees of freedom (n-1)	$t(n-1, 1-\alpha=.99)$
7	6	3.143
8	7	2.998
9	8	2.896
10	9	2.821
11	10	2.764
16	15	2.602
21	20	2.528
26	25	2.485
31	30	2.457
61	60	2.390
		2.326

[53 FR 9186, Mar. 21, 1988]

PART 426—GLASS MANUFACTURING POINT SOURCE CATEGORY

Subpart A—Insulation Fiberglass Subcategory

Sec.

426.10 Applicability; description of the insulation fiberglass subcategory.

426.11 Specialized definitions.

426.12 Effluent limitations guidelines representing the degree of effluent reduction attainable by the application of the best practicable control technology currently available.

426.13 Effluent limitations guidelines representing the degree of effluent reduction attainable by the application of the best available technology economically achievable.

426.14 [Reserved]

426.15 Standards of performance for new sources.

426.16 Pretreatment standards for new sources.

426.17 Effluent limitations guidelines representing the degree of effluent reduction attainable by the application of the best conventional pollutant control technology (BCT).

Environmental Protection Agency

Pt. 426

Subpart B—Sheet Glass Manufacturing Subcategory

- 426.20 Applicability; description of the sheet glass manufacturing subcategory.
- 426.21 Specialized definitions.
- 426.22 Effluent limitations guidelines representing the degree of effluent reduction attainable by the application of the best practicable control technology currently available.
- 426.23 Effluent limitations guidelines representing the degree of effluent reduction attainable by the application of the best available technology economically achievable.
- 426.24 Pretreatment standards for existing sources.
- 426.25 Standards of performance for new sources.
- 426.26 Pretreatment standards for new sources.
- 426.27 Effluent limitations guidelines representing the degree of effluent reduction attainable by the application of the best conventional pollutant control technology.

Subpart C—Rolled Glass Manufacturing Subcategory

- 426.30 Applicability; description of the rolled glass manufacturing subcategory.
- 426.31 Specialized definitions.
- 426.32 Effluent limitations guidelines representing the degree of effluent reduction attainable by the application of the best practicable control technology currently available.
- 426.33 Effluent limitations guidelines representing the degree of effluent reduction attainable by the application of the best available technology economically achievable.
- 426.34 Pretreatment standards for existing sources.
- 426.35 Standards of performance for new sources.
- 426.36 Pretreatment standards for new sources.
- 426.37 Effluent limitations guidelines representing the degree of effluent reduction attainable by the application of the best conventional pollutant control technology.

Subpart D—Plate Glass Manufacturing Subcategory

- 426.40 Applicability; description of the plate glass manufacturing subcategory.
- 426.41 Specialized definitions.
- 426.42 Effluent limitations guidelines representing the degree of effluent reduction attainable by the application of the best practicable control technology currently available.

- 426.43 [Reserved]
- 426.44 Pretreatment standards for existing sources.
- 426.45 Standards of performance for new sources.
- 426.46 Pretreatment standards for new sources.
- 426.47 Effluent limitations guidelines representing the degree of effluent reduction attainable by the application of the best conventional pollutant control technology (BCT).

Subpart E—Float Glass Manufacturing Subcategory

- 426.50 Applicability; description of the float glass manufacturing subcategory.
- 426.51 Specialized definitions.
- 426.52 Effluent limitations guidelines representing the degree of effluent reduction attainable by the application of the best practicable control technology currently available.
- 426.53 Effluent limitations guidelines representing the degree of effluent reduction attainable by the application of the best available technology economically achievable.
- 426.54 [Reserved]
- 426.55 Standards of performance for new sources.
- 426.56 Pretreatment standards for new sources.
- 426.57 Effluent limitations guidelines representing the degree of effluent reduction attainable by the application of the best conventional pollutant control technology.

Subpart F—Automotive Glass Tempering Subcategory

- 426.60 Applicability; description of the automotive glass tempering subcategory.
- 426.61 Specialized definitions.
- 426.62 Effluent limitations guidelines representing the degree of effluent reduction attainable by the application of the best practicable control technology currently available.
- 426.63 [Reserved]
- 426.64 Pretreatment standards for existing sources.
- 426.65 Standards of performance for new sources.
- 426.66 Pretreatment standards for new sources.
- 426.67 Effluent limitations guidelines representing the degree of effluent reduction attainable by the application of the best conventional pollutant control technology.

Subpart G—Automotive Glass Laminating Subcategory

- 426.70 Applicability; description of the automotive glass laminating subcategory.
- 426.71 Specialized definitions.
- 426.72 Effluent limitations guidelines representing the degree of effluent reduction attainable by the application of the best practicable control technology currently available.
- 426.73 Effluent limitations guidelines representing the degree of effluent reduction attainable by the application of the best available technology economically achievable.
- 426.74 [Reserved]
- 426.75 Standards of performance for new sources.
- 426.76 Pretreatment standards for new sources.
- 426.77 Effluent limitations guidelines representing the degree of effluent reduction attainable by the application of the best conventional pollutant control technology.

Subpart H—Glass Container Manufacturing Subcategory

- 426.80 Applicability; description of the glass container manufacturing subcategory.
- 426.81 Specialized definitions.
- 426.82 Effluent limitations guidelines representing the degree of effluent reduction attainable by the application of the best practicable control technology currently available.
- 426.83–426.84 [Reserved]
- 426.85 Standards of performance for new sources.
- 426.86 Pretreatment standards for new sources.
- 426.87 Effluent limitations guidelines representing the degree of effluent reduction attainable by the application of the best conventional pollutant control technology.

Subpart I—Machine Pressed and Blown Glass Manufacturing Subcategory [Reserved]

Subpart J—Glass Tubing (Danner) Manufacturing Subcategory

- 426.100 Applicability; description of the glass tubing (Danner) manufacturing subcategory.
- 426.101 Specialized definitions.
- 426.102 Effluent limitations guidelines representing the degree of effluent reduction attainable by the application of the best practicable control technology currently available.
- 426.103–426.104 [Reserved]

- 426.105 Standards of performance for new sources.
- 426.106 Pretreatment standards for new sources.
- 426.107 Effluent limitations guidelines representing the degree of effluent reduction attainable by the application of the best conventional pollutant control technology.

Subpart K—Television Picture Tube Envelope Manufacturing Subcategory

- 426.110 Applicability; description of the television picture tube envelope manufacturing subcategory.
- 426.111 Specialized definitions.
- 426.112 Effluent limitations guidelines representing the degree of effluent reduction attainable by the application of the best practicable control technology currently available.
- 426.113 Effluent limitations guidelines representing the degree of effluent reduction attainable by the application of the best available technology economically achievable.
- 426.114 [Reserved]
- 426.115 Standards of performance for new sources.
- 426.116 Pretreatment standards for new sources.
- 426.117 Effluent limitations guidelines representing the degree of effluent reduction attainable by the application of the best conventional pollutant control technology.

Subpart L—Incandescent Lamp Envelope Manufacturing Subcategory

- 426.120 Applicability; description of the incandescent lamp envelope manufacturing subcategory.
- 426.121 Specialized definitions.
- 426.122 Effluent limitations guidelines representing the degree of effluent reduction attainable by the application of the best practicable control technology currently available.
- 426.123 Effluent limitations guidelines representing the degree of effluent reduction attainable by the application of the best available technology economically achievable.
- 426.124 [Reserved]
- 426.125 Standards of performance for new sources.
- 426.126 Pretreatment standards for new sources.
- 426.127 Effluent limitations guidelines representing the degree of effluent reduction attainable by the application of the best conventional pollutant control technology.

Environmental Protection Agency

§ 426.13

Subpart M—Hand Pressed and Blown Glass Manufacturing Subcategory

- 426.130 Applicability; description of the hand pressed and blown glass manufacturing subcategory.
- 426.131 Specialized definitions.
- 426.132 Effluent limitations guidelines representing the degree of effluent reduction attainable by the application of the best practicable control technology currently available.
- 426.133 Effluent limitations guidelines representing the degree of effluent reduction attainable by the application of the best available technology economically achievable.
- 426.134 [Reserved]
- 426.135 Standards of performance for new sources.
- 426.136 Pretreatment standards for new sources.
- 426.137 [Reserved]

AUTHORITY: Secs. 301, 304 (b) and (c), 306 (b) and (c), 307(c), and 316(b) of the Federal Water Pollution Control Act, as amended; 33 U.S.C. 1251, 1311, 1314, 1316 (b) and (c), 1317(b); 86 Stat. 816 *et seq.*, Pub. L. 92-500; 91 Stat. 1567, Pub. L. 95-217.

SOURCE: 39 FR 2565, Jan. 22, 1974, unless otherwise noted.

Subpart A—Insulation Fiberglass Subcategory

§ 426.10 Applicability; description of the insulation fiberglass subcategory.

The provisions of this subpart are applicable to discharges resulting from the production of insulation fiberglass in which molten glass is either directly or indirectly made, continuously fiberized and chemically bonded into a wool-like material.

§ 426.11 Specialized definitions.

For the purpose of this subpart:

(a) Except as provided below, the general definitions, abbreviations and methods of analysis set forth in 40 CFR part 401 shall apply to this subpart.

(b) The term “cullet water” shall mean that water which is exclusively and directly applied to molten glass in order to solidify the glass.

(c) The term “advanced air emission control devices” shall mean air pollution control equipment, such as electrostatic precipitators and high energy scrubbers, that are used to treat an air discharge which has been treated ini-

tially by equipment including knock-out chambers and low energy scrubbers.

§ 426.12 Effluent limitations guidelines representing the degree of effluent reduction attainable by the application of the best practicable control technology currently available.

The following limitations establish the quantity or quality of pollutants or pollutant properties which may be discharged by a point source subject to the provisions of this subpart after application of the best practicable control technology currently available:

(a) There shall be no discharge of process waste water pollutants to navigable waters, except as permitted in paragraph (b) of this section.

(b) The following limitations establish the quantity or quality of pollutants or pollutant properties, controlled by this section, which may be discharged in process waste water from advanced air emission control devices, when such water cannot be consumed in the process.

Effluent characteristic	Effluent limitations	
	Maximum for any 1 day	Average of daily values for 30 consecutive days shall not exceed—
Metric units (kilograms per 1,000 kg of product)		
Phenol	0.0006	0.0003
COD	0.33	.165
BOD ₅	0.024	.012
TSS	0.03	.015
pH	(¹)	(¹)
English units (pounds per 1,000 lb. of product)		
Phenol	0.0006	0.0003
COD	0.33	.165
BOD ₅	0.024	.012
TSS	0.03	.015
pH	(¹)	(¹)

¹ Within the range 6.0 to 9.0.

[39 FR 2565, Jan. 22, 1974; 39 FR 4760, Feb. 7, 1974]

§ 426.13 Effluent limitations guidelines representing the degree of effluent reduction attainable by the application of the best available technology economically achievable.

The following limitations establish the quantity or quality of pollutants or

§ 426.14

pollutant properties which may be discharged by a point source subject to the provisions of this subpart after application of the best available technology economically achievable: There shall be no discharge of process waste water pollutants to navigable waters.

§ 426.14 [Reserved]

§ 426.15 Standards of performance for new sources.

The following standards of performance establish the quantity or quality of pollutants or pollutant properties which may be discharged by a new source subject to the provisions of this subpart: There shall be no discharge of process waste water pollutants to navigable waters.

§ 426.16 Pretreatment standards for new sources.

Any new source subject to this subpart that introduces process wastewater pollutants into a publicly owned treatment works must comply with 40 CFR part 403.

(a) *Applicability.* The provisions of this section shall apply to discharges of process waste water pollutants into publicly owned treatment works except for that portion of the waste stream which constitutes cullet water.

(b) [Reserved]

[39 FR 2565, Jan. 22, 1974, as amended at 60 FR 33958, June 29, 1995]

§ 426.17 Effluent limitations guidelines representing the degree of effluent reduction attainable by the application of the best conventional pollutant control technology (BCT).

Except as provided in §§ 125.30 through 125.32, any existing point source subject to this subpart shall achieve the following effluent limitations representing the degree of effluent reduction attainable by the application of the best conventional pollutant control technology (BCT): The limitations shall be the same as those specified for conventional pollutants (which are defined in § 401.16) in § 426.12 of this subpart for the best practicable control technology currently available (BPT).

[51 FR 25000, July 9, 1986]

40 CFR Ch. I (7–1–21 Edition)

Subpart B—Sheet Glass Manufacturing Subcategory

SOURCE: 39 FR 5714, Feb. 14, 1974, unless otherwise noted.

§ 426.20 Applicability; description of the sheet glass manufacturing subcategory.

The provisions of this subpart are applicable to discharges of pollutants resulting from the process in which several mineral ingredients (sand, soda ash, limestone, dolomite, cullet and other ingredients) are mixed, melted in a furnace, and drawn vertically from a melting tank to form sheet glass.

§ 426.21 Specialized definitions.

For the purpose of this subpart:

(a) Except as provided below, the general definitions, abbreviations and methods of analysis set forth in 40 CFR part 401 shall apply to this subpart.

(b) The term “cullet” shall mean any broken glass generated in the manufacturing process.

§ 426.22 Effluent limitations guidelines representing the degree of effluent reduction attainable by the application of the best practicable control technology currently available.

Except as provided in §§ 125.30 through 125.32, any existing point source subject to this subpart shall achieve the following effluent limitations representing the degree of effluent reduction attainable by the application of the best practicable control technology currently available (BPT): There shall be no discharge of process waste water pollutants to navigable waters.

[60 FR 33958, June 29, 1995]

§ 426.23 Effluent limitations guidelines representing the degree of effluent reduction attainable by the application of the best available technology economically achievable.

The following limitations establish the quantity or quality of pollutants or pollutant properties which may be discharged by a point source subject to the provisions of this subpart after application of the best available technology economically achievable: There

Environmental Protection Agency

§ 426.33

shall be no discharge of process waste water pollutants to navigable waters.

§ 426.24 Pretreatment standards for existing sources.

Any existing source subject to this subpart that introduces process wastewater pollutants into a publicly owned treatment works must comply with 40 CFR part 403. In addition, the following pretreatment standard establishes the quantity or quality of pollutants or pollutant properties controlled by this section which may be discharged to a publicly owned treatment works by a point source subject to the provisions of this subpart.

Pollutant or pollutant property	Pretreatment standard
pH	No limitation.
TSS	Do.

[40 FR 6444, Feb. 11, 1975, as amended at 60 FR 33958, June 29, 1995]

§ 426.25 Standards of performance for new sources.

The following standards of performance establish the quantity or quality of pollutants or pollutant properties which may be discharged by a new source subject to the provisions of this subpart: There shall be no discharge of process waste water pollutants to navigable waters.

§ 426.26 Pretreatment standards for new sources.

Any new source subject to this subpart that introduces process wastewater pollutants into a publicly owned treatment works must comply with 40 CFR part 403.

[60 FR 33958, June 29, 1995]

§ 426.27 Effluent limitations guidelines representing the degree of effluent reduction attainable by the application of the best conventional pollutant control technology.

The following limitations establish the quantity or quality of pollutants or pollutant properties, which may be discharged by a point source subject to the provisions of this subpart after application of the best conventional pollutant control technology: There shall

be no discharge of process waste water pollutants to navigable waters.

[44 FR 50746, Aug. 29, 1979]

Subpart C—Rolled Glass Manufacturing Subcategory

SOURCE: 39 FR 5714, Feb. 14, 1974, unless otherwise noted.

§ 426.30 Applicability; description of the rolled glass manufacturing subcategory.

The provisions of this subpart are applicable to discharges of pollutants resulting from the process in which several mineral ingredients (sand, soda ash, limestone, dolomite, cullet, and other ingredients) are mixed, melted in a furnace, and cooled by rollers to form rolled glass.

§ 426.31 Specialized definitions.

For the purpose of this subpart:

(a) Except as provided below, the general definitions, abbreviations and methods of analysis set forth in 40 CFR part 401 shall apply to this subpart.

(b) The term “cullet” shall mean any broken glass generated in the manufacturing process.

§ 426.32 Effluent limitations guidelines representing the degree of effluent reduction attainable by the application of the best practicable control technology currently available.

Except as provided in §§ 125.30 through 125.32, any existing point source subject to this subpart shall achieve the following effluent limitations representing the degree of effluent reduction attainable by the application of the best practicable control technology currently available (BPT): There shall be no discharge of process waste water pollutants to navigable waters.

[60 FR 33958, June 29, 1995]

§ 426.33 Effluent limitations guidelines representing the degree of effluent reduction attainable by the application of the best available technology economically achievable.

The following limitations establish the quantity or quality of pollutants or pollutant properties which may be discharged by a point source subject to

§ 426.34

the provisions of this subpart after application of the best available technology economically achievable: There shall be no discharge of process waste water pollutants to navigable waters.

§ 426.34 Pretreatment standards for existing sources.

Any existing source subject to this subpart that introduces process wastewater pollutants into a publicly owned treatment works must comply with 40 CFR part 403. In addition, the following pretreatment standard establishes the quantity or quality of pollutants or pollutant properties controlled by this section which may be discharged to a publicly owned treatment works by a point source subject to the provisions of this subpart.

Pollutant or pollutant property	Pretreatment standard
pH	No limitation.
TSS	Do.

[40 FR 6444, Feb. 11, 1975, as amended at 60 FR 33958, June 29, 1995]

§ 426.35 Standards of performance for new sources.

The following standards of performance establish the quantity or quality of pollutants or pollutant properties which may be discharged by a new source subject to the provisions of this subpart: There shall be no discharge of process waste water pollutants to navigable waters.

§ 426.36 Pretreatment standards for new sources.

Any new source subject to this subpart that introduces process wastewater pollutants into a publicly owned treatment works must comply with 40 CFR part 403.

[60 FR 33958, June 29, 1995]

§ 426.37 Effluent limitations guidelines representing the degree of effluent reduction attainable by the application of the best conventional pollutant control technology.

The following limitations establish the quantity or quality of pollutants or

40 CFR Ch. I (7–1–21 Edition)

pollutant properties, which may be discharged by a point source subject to the provisions of this subpart after application of the best conventional pollutant control technology: There shall be no discharge of process waste water pollutants to navigable waters.

[44 FR 50746, Aug. 29, 1979]

Subpart D—Plate Glass Manufacturing Subcategory

SOURCE: 39 FR 5714, Feb. 14, 1974, unless otherwise noted.

§ 426.40 Applicability; description of the plate glass manufacturing subcategory.

The provisions of this subpart are applicable to discharges of pollutants resulting from the process in which several mineral ingredients (sand, soda ash, limestone, dolomite, cullet and other ingredients) are melted in a furnace, pressed between rollers, and finally ground and polished to form plate glass.

§ 426.41 Specialized definitions.

For the purpose of this subpart:

(a) Except as provided below, the general definitions, abbreviations and methods of analysis set forth in 40 CFR part 401 shall apply to this subpart.

(b) The term “cullet” shall mean any broken glass generated in the manufacturing process.

§ 426.42 Effluent limitations guidelines representing the degree of effluent reduction attainable by the application of the best practicable control technology currently available.

Except as provided in §§ 125.30 through 125.32, any existing point source subject to this subpart shall achieve the following effluent limitations representing the degree of effluent reduction attainable by the application of the best practicable control technology currently available (BPT):

Environmental Protection Agency

§ 426.52

Effluent characteristic	Effluent limitations	
	Maximum for any 1 day	Average of daily values for 30 consecutive days shall not exceed—
	Metric units (kg/kkg of product)	
TSS	2.76	.138
pH	(¹)	(¹)
	English units (lb/ton of product)	
TSS	5.52	2.76
pH	(¹)	(¹)

¹ Within the range 6.0 to 9.0.

[39 FR 5714, Feb. 14, 1974, as amended at 60 FR 33958, June 29, 1995]

§ 426.43 [Reserved]

§ 426.44 Pretreatment standards for existing sources.

Any existing source subject to this subpart that introduces process wastewater pollutants into a publicly owned treatment works must comply with 40 CFR part 403. In addition, the following pretreatment standard establishes the quantity or quality of pollutants or pollutant properties controlled by this section which may be discharged to a publicly owned treatment works by a point source subject to the provisions of this subpart.

Pollutant or pollutant property	Pretreatment standard
pH	No limitation.
TSS	Do.

[40 FR 6444, Feb. 11, 1975, as amended at 60 FR 33958, June 29, 1995]

§ 426.45 Standards of performance for new sources.

The following standards of performance establish the quantity or quality of pollutants or pollutant properties which may be discharged by a new source subject to the provisions of this subpart: There shall be no discharge of process waste water pollutants to navigable waters.

§ 426.46 Pretreatment standards for new sources.

Any new source subject to this subpart that introduces process wastewater pollutants into a publicly owned

treatment works must comply with 40 CFR part 403.

[60 FR 33958, June 29, 1995]

§ 426.47 Effluent limitations guidelines representing the degree of effluent reduction attainable by the application of the best conventional pollutant control technology (BCT).

Except as provided in §§ 125.30 through 125.32, any existing point source subject to this subpart shall achieve the following effluent limitations representing the degree of effluent reduction attainable by the application of the best conventional pollutant control technology (BCT): The limitations shall be the same as those specified for conventional pollutants (which are defined in § 401.16) in § 426.42 of this subpart for the best practicable control technology currently available (BPT).

[51 FR 25000, July 9, 1986]

Subpart E—Float Glass Manufacturing Subcategory

SOURCE: 39 FR 5714, Feb. 14, 1974, unless otherwise noted.

§ 426.50 Applicability; description of the float glass manufacturing subcategory.

The provisions of this subpart are applicable to discharges of pollutants resulting from the process in which several mineral ingredients (sand, soda ash, limestone, dolomite, cullet, and other ingredients) are mixed, melted in a furnace, and floated on a molten tin bath to produce float glass.

§ 426.51 Specialized definitions.

For the purpose of this subpart:

(a) Except as provided below, the general definitions, abbreviations and methods of analysis set forth in 40 CFR part 401 shall apply to this subpart.

§ 426.52 Effluent limitations guidelines representing the degree of effluent reduction attainable by the application of the best practicable control technology currently available.

Except as provided in §§ 125.30 through 125.32, any existing point source subject to this subpart shall

§ 426.53

achieve the following effluent limitations representing the degree of effluent reduction attainable by the application of the best practicable control technology currently available (BPT):

Effluent characteristic	Effluent limitations	
	Maximum for any 1 day	Average of daily values for 30 consecutive days shall not exceed—
	Metric units (g/kg of product)	
TSS	2.00	2.00
Oil	1.40	1.40
Phosphorus	0.05	.05
pH	(¹)	(¹)
	English units (lb/ton of product)	
TSS	0.0040	0.0040
Oil	0.0028	.0028
Phosphorus	0.0001	.0001
pH	(¹)	(¹)

¹ Within the range 6.0 to 9.0.

[39 FR 5714, Feb. 14, 1974, as amended at 60 FR 33958, June 29, 1995]

§ 426.53 Effluent limitations guidelines representing the degree of effluent reduction attainable by the application of the best available technology economically achievable.

The following limitations establish the quantity or quality of pollutants or pollutant properties, controlled by this section, which may be discharged by a point source subject to the provisions of this subpart after application of the best available technology economically achievable:

Effluent characteristic	Effluent limitations	
	Maximum for any 1 day	Average of daily values for 30 consecutive days shall not exceed—
	Metric units (g/kg of product)	
Phosphorus	0.05	.05
	English units (lb/ton of product)	
Phosphorus	0.0001	.0001

[39 FR 5714, Feb. 14, 1974, as amended at 44 FR 50746, Aug. 29, 1979]

40 CFR Ch. I (7–1–21 Edition)

§ 426.54 [Reserved]

§ 426.55 Standards of performance for new sources.

The following standards of performance establish the quantity or quality of pollutants or pollutant properties, controlled by this section, which may be discharged by a new source subject to the provisions of this subpart:

Effluent characteristic	Effluent limitations	
	Maximum for any 1 day	Average of daily values for 30 consecutive days shall not exceed—
	Metric units (g/kg of product)	
TSS	0.70	0.70
Oil	1.40	1.40
Phosphorus	0.05	.05
pH	(¹)	(¹)
	English units (lb/ton of product)	
TSS	0.0014	0.0014
Oil	0.0028	.0028
Phosphorus	0.0001	.0001
pH	(¹)	(¹)

¹ Within the range 6.0 to 9.0.

§ 426.56 Pretreatment standards for new sources.

Any new source subject to this subpart that introduces process wastewater pollutants into a publicly owned treatment works must comply with 40 CFR part 403.

[60 FR 33958, June 29, 1995]

§ 426.57 Effluent limitations guidelines representing the degree of effluent reduction attainable by the application of the best conventional pollutant control technology.

Except as provided in §§ 125.30 through 125.32, any existing point source subject to this subpart shall achieve the following effluent limitations representing the degree of effluent reduction attainable by the application of the best conventional pollutant control technology (BCT): The limitations shall be the same as those specified for conventional pollutants (which are defined in § 401.16) in § 426.52 of this subpart for the best practicable control technology currently available (BPT).

[51 FR 25000, July 9, 1986]

Environmental Protection Agency

§ 426.65

Subpart F—Automotive Glass Tempering Subcategory

SOURCE: 39 FR 5714, Feb. 14, 1974, unless otherwise noted.

§ 426.60 Applicability; description of the automotive glass tempering subcategory.

The provisions of this subpart are applicable to discharges of pollutants resulting from the processes in which glass is cut and then passed through a series of processes that grind and polish the edges, bend the glass, and then temper the glass to produce side and back windows for automobiles.

§ 426.61 Specialized definitions.

For the purpose of this subpart:

(a) Except as provided below, the general definitions, abbreviations and methods of analysis set forth in 40 CFR part 401 shall apply to this subpart.

(b) The term “tempering” shall mean the process whereby glass is heated near the melting point and then rapidly cooled to increase its mechanical and thermal endurance.

§ 426.62 Effluent limitations guidelines representing the degree of effluent reduction attainable by the application of the best practicable control technology currently available.

Except as provided in §§ 125.30 through 125.32, any existing point source subject to this subpart shall achieve the following effluent limitations representing the degree of effluent reduction attainable by the application of the best practicable control technology currently available (BPT):

Effluent characteristic	Effluent limitations	
	Maximum for any 1 day	Average of daily values for 30 consecutive days shall not exceed—
	Metric units (g/sq m of product)	
TSS	1.95	1.22
Oil	0.64	.64
pH	(¹)	(¹)
	English units (lb/1,060 sq ft of product)	
TSS	0.40	0.25
Oil	0.13	.13
pH	(¹)	(¹)

¹ Within the range 6.0 to 9.0.

[39 FR 5714, Feb. 14, 1974, as amended at 60 FR 33959, June 29, 1995]

§ 426.63 [Reserved]

§ 426.64 Pretreatment standards for existing sources.

Any existing source subject to this subpart that introduces process wastewater pollutants into a publicly owned treatment works must comply with 40 CFR part 403. In addition, the following pretreatment standard establishes the quantity or quality of pollutants or pollutant properties controlled by this section which may be discharged to a publicly owned treatment works by a point source subject to the provisions of this subpart.

Pollutant or pollutant property	Pretreatment standard
pH	No limitation.
Oil	Do.
TSS	Do.

[40 FR 6444, Feb. 11, 1975, as amended at 60 FR 33959, June 29, 1995]

§ 426.65 Standards of performance for new sources.

The following standards of performance establish the quantity or quality of pollutants or pollutant properties, controlled by this section, which may be discharged by a new source subject to the provisions of this subpart:

§ 426.66

Effluent characteristic	Effluent limitations	
	Maximum for any 1 day	Average of daily values for 30 consecutive days shall not exceed—
	Metric units (q/sq m of product)	
TSS	0.24	0.24
Oil	0.49	.49
pH	(¹)	(¹)
	English units (lb/1,000 sq ft of product)	
TSS	0.05	0.05
Oil	0.10	.10
pH	(¹)	(¹)

¹ Within the range 6.0 to 9.0.

§ 426.66 Pretreatment standards for new sources.

Any new source subject to this subpart that introduces process wastewater pollutants into a publicly owned treatment works must comply with 40 CFR part 403.

[60 FR 33959, June 29, 1995]

§ 426.67 Effluent limitations guidelines representing the degree of effluent reduction attainable by the application of the best conventional pollutant control technology.

Except as provided in §§ 125.30 through 125.32, any existing point source subject to this subpart shall achieve the following effluent limitations representing the degree of effluent reduction attainable by the application of the best conventional pollutant control technology (BCT): The limitations shall be the same as those specified for conventional pollutants (which are defined in § 401.16) in § 426.62 of this subpart for the best practicable control technology currently available (BPT).

[51 FR 25000, July 9, 1986]

Subpart G—Automotive Glass Laminating Subcategory

SOURCE: 39 FR 5714, Feb. 14, 1974, unless otherwise noted.

40 CFR Ch. I (7–1–21 Edition)

§ 426.70 Applicability; description of the automotive glass laminating subcategory.

The provisions of this subpart are applicable to discharges of pollutants resulting from the processes which laminate a plastic sheet between two layers of glass, and which prepare the glass for lamination such as cutting, bending and washing, to produce automobile windshields.

§ 426.71 Specialized definitions.

For the purpose of this subpart:

(a) Except as provided below, the general definitions, abbreviations and methods of analysis set forth in 40 CFR part 401 shall apply to this subpart.

§ 426.72 Effluent limitations guidelines representing the degree of effluent reduction attainable by the application of the best practicable control technology currently available.

Except as provided in §§ 125.30 through 125.32, any existing point source subject to this subpart shall achieve the following effluent limitations representing the degree of effluent reduction attainable by the application of the best practicable control technology currently available (BPT):

Effluent characteristic	Effluent limitations	
	Maximum for any 1 day	Average of daily values for 30 consecutive days shall not exceed—
	Metric units (q/sq m of product)	
TSS	4.40	4.40
Oil	1.76	1.76
Phosphorus	1.07	1.07
pH	(¹)	(¹)
	English units (lb/1,000 sq ft of product)	
TSS	0.90	0.90
Oil	0.36	.36
Phosphorus	0.22	.22
pH	(¹)	(¹)

¹ Within the range 6.0 to 9.0.

[39 FR 5714, Feb. 14, 1974, as amended at 60 FR 33959, June 29, 1995]

Environmental Protection Agency

§ 426.77

§ 426.73 Effluent limitations guidelines representing the degree of effluent reduction attainable by the application of the best available technology economically achievable.

The following limitations establish the quantity or quality of pollutants or pollutant properties, controlled by this section, which may be discharged by a point source subject to the provisions of this subpart after application of the best available technology economically achievable:

Effluent characteristic	Effluent limitations	
	Maximum for any 1 day	Average of daily values for 30 consecutive days shall not exceed—
	Metric units (g/sq m of products)	
Phosphorus	0.30	.30
	English units (lb/1,000 sq ft of product)	
Phosphorus	0.06	.06

[39 FR 5714, Feb. 14, 1974, as amended at 44 FR 50746, Aug. 29, 1979]

§ 426.74 [Reserved]

§ 426.75 Standards of performance for new sources.

The following standards of performance establish the quantity or quality of pollutants or pollutant properties, controlled by this section, which may be discharged by a new point source subject to the provisions of this subpart:

Effluent characteristic	Effluent limitations	
	Maximum for any 1 day	Average of daily values for 30 consecutive days shall not exceed—
	Metric units (g/sq m of product)	
TSS	0.88	0.88
Oil	1.76	1.76
Phosphorus	0.30	.30
pH	(¹)	(¹)
	English units (lb/1,000 lb of product)	
TSS	0.18	0.18
Oil	0.36	.36
Phosphorus	0.06	.06
pH	(¹)	(¹)

¹ Within the range 6.0 to 9.0.

§ 426.76 Pretreatment standards for new sources.

Any new source subject to this subpart that introduces process wastewater pollutants into a publicly owned treatment works must comply with 40 CFR part 403.

[60 FR 33959, June 29, 1995]

§ 426.77 Effluent limitations guidelines representing the degree of effluent reduction attainable by the application of the best conventional pollutant control technology.

Except as provided in §§ 125.30 through 125.32, any existing point source subject to this subpart shall achieve the following effluent limitations representing the degree of effluent reduction attainable by the application of the best conventional pollutant control technology (BCT): The limitations shall be the same as those specified for conventional pollutants (which are defined in § 401.16) in § 426.72 of this subpart for the best practicable control technology currently available (BPT).

[51 FR 25000, July 9, 1986]

Subpart H—Glass Container Manufacturing Subcategory

SOURCE: 40 FR 2956, Jan. 16, 1975, unless otherwise noted.

§ 426.80

§ 426.80 Applicability; description of the glass container manufacturing subcategory.

The provisions of this subpart are applicable to discharges resulting from the process by which raw materials are melted in a furnace and mechanically processed into glass containers.

§ 426.81 Specialized definitions.

For the purpose of this subpart:

(a) Except as provided below, the general definitions, abbreviations and methods of analysis set forth in part 401 of this chapter shall apply to this subpart.

(b) The term “furnace pull” shall mean that amount of glass drawn from the glass furnace or furnaces.

(c) The term “oil” shall mean those components of a waste water amenable to measurement by the technique or techniques described in the most recent addition of “Standard Methods” for the analysis of grease in polluted waters, waste waters, and effluents, such as “Standard Methods,” 13th Edition, 2nd Printing, page 407.

§ 426.82 Effluent limitations guidelines representing the degree of effluent reduction attainable by the application of the best practicable control technology currently available.

Except as provided in §§ 125.30 through 125.32, any existing point source subject to this subpart shall achieve the following effluent limitations representing the degree of effluent reduction attainable by the application of the best practicable control technology currently available (BPT):

Effluent characteristic	Effluent limitations	
	Maximum for any 1 day	Average of daily values for 30 consecutive days shall not exceed—
	Metric units (g/kg of furnace pull)	
Oil	60.0	30.0
TSS	140.0	70.0
pH	(¹)	(¹)
Effluent characteristic	Effluent limitations	
	Maximum for any 1 day	Average of daily values for 30 consecutive days shall not exceed—
	English units (lb/1,000 lb of furnace pull)	
Oil	0.06	0.03
TSS	0.14	0.07
pH	(¹)	(¹)

¹ Within the range 6.0 to 9.0.

40 CFR Ch. I (7–1–21 Edition)

[40 FR 2956, Jan. 16, 1975, as amended at 60 FR 33959, June 29, 1995]

§§ 426.83–426.84 [Reserved]

§ 426.85 Standards of performance for new sources.

The following standards of performance establish the quantity or quality of pollutants or pollutant properties, controlled by this section, which may be discharged by a new source subject to the provisions of this subpart:

Effluent characteristic	Effluent limitations	
	Maximum for any 1 day	Average of daily values for 30 consecutive days shall not exceed—
	Metric units (g/kg of furnace pull)	
Oil	1.6	0.8
TSS	1.6	0.8
pH	(¹)	(¹)
Effluent characteristic	Effluent limitations	
	Maximum for any 1 day	Average of daily values for 30 consecutive days shall not exceed—
	English units (lb/1,000 lb of furnace pull)	
Oil	0.0016	0.0008
TSS	0.0016	0.0008
pH	(¹)	(¹)

¹ Within the range 6.0 to 9.0.

§ 426.86 Pretreatment standards for new sources.

Any new source subject to this subpart that introduces process wastewater pollutants into a publicly owned treatment works must comply with 40 CFR part 403. In addition, the following pretreatment standard establishes the quantity or quality of pollutants or pollutant properties controlled by this section which may be discharged to a publicly owned treatment works by a new point source subject to the provisions of this subpart. Because of the recognition that animal and vegetable oils can be adequately removed in a publicly owned treatment works, whereas mineral oil may not be readily removed and may pass through untreated, two separate limitations are established.

Environmental Protection Agency

§ 426.102

Pollutant or pollutant property	Pretreatment standards	
	Maximum for any 1 day	Average of daily values for 30 consecutive days shall not exceed—
	Metric units (g/kg of furnace pull)	
Oil (animal and vegetable) ..	(¹)	(¹)
Oil (mineral)	60.0	30.0
TSS	(¹)	(¹)
pH	(¹)	(¹)
	English units (lb/1,000 lb of furnace pull)	
Oil (animal and vegetable) ..	(¹)	(¹)
Oil (mineral)	0.06	0.03
TSS	(¹)	(¹)
pH	(¹)	(¹)

¹ No limitation.

[40 FR 2956, Jan. 16, 1975, as amended at 60 FR 33959, June 29, 1995]

§ 426.87 Effluent limitations guidelines representing the degree of effluent reduction attainable by the application of the best conventional pollutant control technology.

Except as provided in §§ 125.30 through 125.32, any existing point source subject to this subpart shall achieve the following effluent limitations representing the degree of effluent reduction attainable by the application of the best conventional pollutant control technology (BCT): The limitations shall be the same as those specified for conventional pollutants (which are defined in § 401.16) in § 426.82 of this subpart for the best practicable control technology currently available (BPT).

[51 FR 25000, July 9, 1986]

Subpart I—Machine Pressed and Blown Glass Manufacturing Subcategory [Reserved]

Subpart J—Glass Tubing (Danner) Manufacturing Subcategory

SOURCE: 40 FR 2957, Jan. 16, 1975, unless otherwise noted.

§ 426.100 Applicability; description of the glass tubing (Danner) manufacturing subcategory.

The provisions of this subpart are applicable to discharges resulting from the process by which raw materials are melted in a furnace and glass tubing mechanically drawn from the furnace horizontally by means of the Danner process, which requires the intermittent quenching of cullet.

§ 426.101 Specialized definitions.

For the purpose of this subpart:

(a) Except as provided below, the general definitions, abbreviations and methods of analysis set forth in part 401 of this chapter shall apply to this subpart.

(b) The term “furnace pull” shall mean that amount of glass drawn from the glass furnace or furnaces.

(c) The term “cullet” shall mean any excess glass generated in the manufacturing process.

§ 426.102 Effluent limitations guidelines representing the degree of effluent reduction attainable by the application of the best practicable control technology currently available.

Except as provided in §§ 125.30 through 125.32, any existing point source subject to this subpart shall achieve the following effluent limitations representing the degree of effluent reduction attainable by the application of the best practicable control technology currently available (BPT):

Effluent characteristic	Effluent limitations	
	Maximum for any 1 day	Average of daily values for 30 consecutive days shall not exceed—
	Metric units (g/kg of furnace pull)	
TSS	460.0	230.0
pH	(¹)	(¹)
	English units (lb/1,000 lb of furnace pull)	
TSS	0.46	0.23
pH	(¹)	(¹)

¹ Within the range 6.0 to 9.0.

[40 FR 2957, Jan. 16, 1975, as amended at 60 FR 33959, June 29, 1995]

§§ 426.103–426.104

§§ 426.103–426.104 [Reserved]

§ 426.105 Standards of performance for new sources.

The following standards of performance establish the quantity or quality of pollutants or pollutant properties, controlled by this section, which may be discharged by a new source subject to the provisions of this subpart:

Effluent characteristic	Effluent limitations	
	Maximum for any 1 day	Average of daily values for 30 consecutive days shall not exceed—
	Metric units (g/kg of furnace pull)	
TSS	0.4	0.2
pH	(¹)	(¹)
	English units (lb/1,000 lb of furnace pull)	
TSS	0.0004	0.0002
pH	(¹)	(¹)

¹ Within the range 6.0 to 9.0.

§ 426.106 Pretreatment standards for new sources.

Any new source subject to this subpart that introduces process wastewater pollutants into a publicly owned treatment works must comply with 40 CFR part 403. In addition, the following pretreatment standard establishes the quantity or quality of pollutants or pollutant properties controlled by this section which may be discharged to a publicly owned treatment works by a new point source subject to the provisions of this subpart.

Pollutant or pollutant property	Pretreatment standard
pH	No limitation. Do.
TSS	

[40 FR 2957, Jan. 16, 1975, as amended at 60 FR 33959, June 29, 1995]

§ 426.107 Effluent limitations guidelines representing the degree of effluent reduction attainable by the application of the best conventional pollutant control technology.

Except as provided in §§ 125.30 through 125.32, any existing point source subject to this subpart shall achieve the following effluent limitations representing the degree of efflu-

40 CFR Ch. I (7–1–21 Edition)

ent reduction attainable by the application of the best conventional pollutant control technology (BCT): The limitations shall be the same as those specified for conventional pollutants (which are defined in § 401.16) in § 426.102 of this subpart for the best practicable control technology currently available (BPT).

[51 FR 25000, July 9, 1986]

Subpart K—Television Picture Tube Envelope Manufacturing Subcategory

SOURCE: 40 FR 2957, Jan. 16, 1975, unless otherwise noted.

§ 426.110 Applicability; description of the television picture tube envelope manufacturing subcategory.

The provisions of this subpart are applicable to discharges resulting from the process by which raw materials are melted in a furnace and processed into television picture tube envelopes.

§ 426.111 Specialized definitions.

For the purpose of this subpart:

(a) Except as provided below, the general definitions, abbreviations and methods of analysis set forth in part 401 of this chapter shall apply to this subpart.

(b) The term “furnace pull” shall mean that amount of glass drawn from the glass furnace or furnaces.

(c) The term “oil” shall mean those components of a waste water amenable to measurement by the technique or techniques described in the most recent addition of “Standard Methods” for the analysis of grease in polluted waters, waste waters, and effluents, such as “Standard Methods,” 13th Edition, 2nd Printing, page 407.

§ 426.112 Effluent limitations guidelines representing the degree of effluent reduction attainable by the application of the best practicable control technology currently available.

Except as provided in §§ 125.30 through 125.32, any existing point source subject to this subpart shall

Environmental Protection Agency

§ 426.115

achieve the following effluent limitations representing the degree of effluent reduction attainable by the application of the best practicable control technology currently available (BPT). (The fluoride and lead limitations are applicable to the abrasive polishing and acid polishing waste water streams while the TSS, oil, and pH limitations are applicable to the entire process waste water stream):

Effluent characteristic	Effluent limitations	
	Maximum for any 1 day	Average of daily values for 30 consecutive days shall not exceed—
	Metric units (g/kg of furnace pull)	
Oil	260.0	130.0
TSS	300.0	150.0
Fluoride	140.0	70.0
Lead	39.0	4.5
pH	(¹)	(¹)
	English units (lb/1,000 lb of furnace pull)	
Oil	0.26	0.13
TSS	0.30	0.15
Fluoride	0.14	0.07
Lead	0.009	0.0045
pH	(¹)	(¹)

¹ Within the range 6.0 to 9.0.

[40 FR 2957, Jan. 16, 1975, as amended at 60 FR 33959, June 29, 1995]

§ 426.113 Effluent limitations guidelines representing the degree of effluent reduction attainable by the application of the best available technology economically achievable.

The following limitations establish the quantity or quality of pollutants or pollutant properties, controlled by this section, which may be discharged by a point source subject to the provisions of this subpart after application of the best available technology economically achievable. These limitations are applicable to the abrasive polishing and acid polishing waste water streams.

Effluent characteristic	Effluent limitations	
	Maximum for any 1 day	Average of daily values for 30 consecutive days shall not exceed—
	Metric units (g/kg of furnace pull)	
Fluoride	120.0	60.0
Lead	0.9	0.45
	English units (lb/1,000 lb of furnace pull)	
Fluoride	0.12	0.06
Lead	0.0009	0.00045

[44 FR 50747, Aug. 29, 1979]

§ 426.114 [Reserved]

§ 426.115 Standards of performance for new sources.

The following standards of performance establish the quantity or quality of pollutants or pollutant properties, controlled by this section, which may be discharged by a new source subject to the provisions of this subpart (the fluoride and lead limitations are applicable to the abrasive polishing and acid polishing waste water streams while the TSS, oil, and pH limitations are applicable to the entire process waste water stream):

Effluent characteristic	Effluent limitations	
	Maximum for any 1 day	Average of daily values for 30 consecutive days shall not exceed—
	Metric units (g/kg of furnace pull)	
Oil	260.0	130.0
TSS	260.0	130.0
Fluoride	120.0	60.0
Lead	30.9	0.45
pH	(¹)	(¹)
	English units (lb/1,000 lb of furnace pull)	
Oil	0.26	0.13
TSS	0.26	0.13
Fluoride	0.12	0.06
Lead	0.0009	0.00045
pH	(¹)	(¹)

¹ Within the range 6.0 to 9.0.

§ 426.116

§ 426.116 Pretreatment standards for new sources.

Any new source subject to this subpart that introduces process wastewater pollutants into a publicly owned treatment works must comply with 40 CFR part 403. In addition, the following pretreatment standard establishes the quantity or quality of pollutants or pollutant properties controlled by this section which may be discharged to a publicly owned treatment works by a new point source subject to the provisions of this subpart. Because of the recognition that animal and vegetable oils can be adequately removed in a publicly owned treatment works, whereas mineral oil may not be readily removed and may pass through untreated, two separate limitations are established.

Pollutant or pollutant property	Pretreatment standards	
	Maximum for any 1 day	Average of daily values for 30 consecutive days shall not exceed—
	Metric units (g/kg of furnace pull)	
Oil (animal and vegetable) ..	(¹)	(¹)
Oil (mineral)	260.0	130.0
TSS	(¹)	(¹)
Fluoride	120.0	60.0
Lead	(¹)	(¹)
pH	(¹)	(¹)
	English units (lb/1,000 lb of furnace pull)	
Oil (animal and vegetable) ..	(¹)	(¹)
Oil	0.26	0.13
TSS	(¹)	(¹)
Fluoride	0.12	0.06
Lead	(¹)	(¹)
pH	(¹)	(¹)

¹ No limitation.

[40 FR 2957, Jan. 16, 1975, as amended at 60 FR 33959, June 29, 1995]

§ 426.117 Effluent limitations guidelines representing the degree of effluent reduction attainable by the application of the best conventional pollutant control technology.

Except as provided in §§ 125.30 through 125.32, any existing point source subject to this subpart shall achieve the following effluent limitations representing the degree of effluent reduction attainable by the application of the best conventional pollut-

40 CFR Ch. I (7–1–21 Edition)

ant control technology (BCT): The limitations shall be the same as those specified for conventional pollutants (which are defined in § 401.16) in § 426.112 of this subpart for the best practicable control technology currently available (BPT).

[51 FR 25000, July 9, 1986]

Subpart L—Incandescent Lamp Envelope Manufacturing Subcategory

SOURCE: 40 FR 2959, Jan. 16, 1975, unless otherwise noted.

§ 426.120 Applicability; description of the incandescent lamp envelope manufacturing subcategory.

The provisions of this subpart are applicable to discharges resulting from the processes by which (a) raw materials are melted in a furnace and mechanically processed into incandescent lamp envelopes or (b) incandescent lamp envelopes are etched with hydrofluoric acid to produce frosted envelopes.

§ 426.121 Specialized definitions.

For the purpose of this subpart:

(a) Except as provided below, the general definitions, abbreviations and methods of analysis set forth in part 401 of this chapter shall apply to this subpart.

(b) The term “furnace pull” shall mean that amount of glass drawn from the glass furnace or furnaces.

(c) The term “oil” shall mean those components of a waste water amenable to measurement by the technique or techniques described in the most recent addition of “Standard Methods” for the analysis of grease in polluted waters, waste waters, and effluents, such as “Standard Methods,” 13th Edition, 2nd Printing, page 407.

(d) The term “product frosted” shall mean that portion of the “furnace pull” associated with the fraction of finished incandescent lamp envelopes which is frosted; this quantity shall be calculated by multiplying “furnace pull” by the fraction of finished incandescent lamp envelopes which is frosted.

Environmental Protection Agency

§ 426.125

§ 426.122 Effluent limitations guidelines representing the degree of effluent reduction attainable by the application of the best practicable control technology currently available.

Except as provided in §§ 125.30 through 125.32, any existing point source subject to this subpart shall achieve the following effluent limitations representing the degree of effluent reduction attainable by the application of the best practicable control technology currently available (BPT):

(a) Any manufacturing plant which produces incandescent lamp envelopes shall meet the following limitations with regard to the forming operations.

Effluent characteristic	Effluent limitations	
	Maximum for any 1 day	Average of daily values for 30 consecutive days shall not exceed—
Metric units (g/kg of furnace pull)		
Oil	230.0	115.0
TSS	230.0	115.0
pH	(¹)	(¹)
English units (lb/1,000 lb of furnace pull)		
Oil	0.23	0.115
TSS	0.23	0.115
pH	(¹)	(¹)

¹ Within the range 6.0 to 9.0.

(b) Any manufacturing plant which frosts incandescent lamp envelopes shall meet the following limitations with regard to the finishing operations.

Effluent characteristic	Effluent limitations	
	Maximum for any 1 day	Average of daily values for 30 consecutive days shall not exceed—
Metric units (g/kg of product frosted)		
Fluoride	230.0	115.0
Ammonia	(¹)	(¹)
TSS	460.0	230.0
pH	(²)	(²)
English units (lb/1000 lb of product frosted)		
Fluoride	0.23	0.115
Ammonia	(¹)	(¹)
TSS	0.46	0.23
pH	(²)	(²)

¹ No limitation.

² Within the range 6.0 to 9.0.

[40 FR 2959, Jan. 16, 1975, as amended at 60 FR 33960, June 29, 1995]

§ 426.123 Effluent limitations guidelines representing the degree of effluent reduction attainable by the application of the best available technology economically achievable.

Except as provided in §§ 125.30 through 125.32, the following limitations establish the quantity or quality of pollutants or pollutant properties, controlled by this section, which may be discharged by a point source subject to the provisions of this subpart after application of the best available technology economically achievable:

(a) [Reserved]

(b) Any manufacturing plant which frosts incandescent lamp envelopes shall meet the following limitations with regard to the finishing operations.

Effluent characteristic	Effluent limitations	
	Maximum for any 1 day	Average of daily values for 30 consecutive days shall not exceed—
Metric units (g/kg of product frosted)		
Fluoride	104.0	52.0
Ammonia	240.0	120.0
English units (lb/1,000 lb of product frosted)		
Fluoride	0.104	0.052
Ammonia	0.24	0.12

[51 FR 25001, July 9, 1986]

§ 426.124 [Reserved]

§ 426.125 Standards of performance for new sources.

The following standards of performance establish the quantity or quality of pollutants or pollutant properties, controlled by this section, which may be discharged by a new source subject to the provisions of this subpart:

(a) Any manufacturing plant which produces incandescent lamp envelopes shall meet the following limitations with regard to the forming operations.

§ 426.126

Effluent characteristic	Effluent limitations	
	Maximum for any 1 day	Average of daily values for 30 consecutive days shall not exceed—
	Metric units (g/kg of furnace pull)	
Oil	90.0	45.0
TSS	90.0	45.0
pH	(¹)	(¹)
	English units (lb/1,000 lb of furnace pull)	
Oil	0.09	0.045
TSS	0.09	0.045
pH	(¹)	(¹)

¹ Within the range 6.0 to 9.0.

(b) Any manufacturing plant which frosts incandescent lamp envelopes shall meet the following limitations with regard to the finishing operations.

Effluent characteristic	Effluent limitations	
	Maximum for any 1 day	Average of daily values for 30 consecutive days shall not exceed—
	Metric units (g/kg of product frosted)	
Fluoride	104.0	52.0
Ammonia	240.0	120.0
TSS	80.0	40.0
pH	(¹)	(¹)
	English units (lb/1,000 lb of product frosted)	
Fluoride	0.104	0.052
Ammonia	0.24	0.12
TSS	0.08	0.04
pH	(¹)	(¹)

¹ Within the range 6.0 to 9.0.

§ 426.126 Pretreatment standards for new sources.

Any new source subject to this subpart that introduces process wastewater pollutants into a publicly owned treatment works must comply with 40 CFR part 403. In addition, the following pretreatment standard establishes the quantity or quality of pollutants or pollutant properties controlled by this section which may be discharged to a publicly owned treatment works by a new point source subject to the provisions of this subpart. Because of the recognition that animal and vegetable oils can be adequately removed in a publicly owned treatment works, whereas mineral oil may not be readily

40 CFR Ch. I (7–1–21 Edition)

removed and may pass through untreated, two separate limitations are established.

Pollutant or pollutant property	Pretreatment standards	
	Maximum for any 1 day	Average of daily values for 30 consecutive days shall not exceed—
	Metric units (g/kg of furnace pull)	
Oil (animal and vegetable) ..	(¹)	(¹)
Oil (mineral)	230.0	115.0
TSS	(¹)	(¹)
pH	(¹)	(¹)
	English units (lb/1,000 lb of furnace pull)	
Oil (animal and vegetable) ..	(¹)	(¹)
Oil (mineral)	0.23	0.115
TSS	(¹)	(¹)
pH	(¹)	(¹)
	Metric units (g/kg of product frosted)	
Fluoride	104.0	52.0
Ammonia	(¹)	(¹)
TSS	(¹)	(¹)
pH	(¹)	(¹)
	English units (lb/1,000 lb of product frosted)	
Fluoride	0.104	0.052
Ammonia	(¹)	(¹)
TSS	(¹)	(¹)
pH	(¹)	(¹)

¹ No limitation.

[40 FR 2959, Jan. 16, 1975, as amended at 60 FR 33960, June 29, 1995]

§ 426.127 Effluent limitations guidelines representing the degree of effluent reduction attainable by the application of the best conventional pollutant control technology.

Except as provided in §§ 125.30 through 125.32, any existing point source subject to this subpart shall achieve the following effluent limitations representing the degree of effluent reduction attainable by the application of the best conventional pollutant control technology (BCT): The limitations shall be the same as those specified for conventional pollutants (which are defined in § 401.16) in § 426.122 of this subpart for the best practicable control technology currently available (BPT).

[51 FR 25000, July 9, 1986]

Environmental Protection Agency

§ 426.133

Subpart M—Hand Pressed and Blown Glass Manufacturing Subcategory

SOURCE: 40 FR 2960, Jan. 16, 1975, unless otherwise noted.

§ 426.130 Applicability; description of the hand pressed and blown glass manufacturing subcategory.

The provisions of this subpart are applicable to discharges resulting from the process by which raw materials are melted in a furnace and processed by hand into pressed or blown glassware. This includes those plants which:

- (a) Produce leaded glass and employ hydrofluoric acid finishing techniques,
- (b) Produce non-leaded glass and employ hydrofluoric acid finishing techniques, or
- (c) Produce leaded or non-leaded glass and do not employ hydrofluoric acid finishing techniques.

§ 426.131 Specialized definitions.

For the purpose of this subpart:

- (a) Except as provided below, the general definitions, abbreviations and methods of analysis set forth in part 401 of this chapter shall apply to this subpart.

§ 426.132 Effluent limitations guidelines representing the degree of effluent reduction attainable by the application of the best practicable control technology currently available.

Except as provided in §§ 125.30 through 125.32, any existing point source subject to this subpart shall achieve the following effluent limitations representing the degree of effluent reduction attainable by the application of the best practicable control technology currently available (BPT):

- (a) Any plant which melts raw materials, produces hand pressed or blown leaded glassware, employs hydrofluoric acid finishing techniques, and discharges greater than 50 gallons per day of process waste water, shall meet the following limitations.

Effluent characteristic	Effluent limitations
Lead	No limitation.
Fluoride	Do.
TSS	Do.
pH	Do.

- (b) Any plant which melts raw materials, produces non-leaded hand pressed or blown glassware, discharges greater than 50 gallons per day of process waste water, and employs hydrofluoric acid finishing techniques shall meet the following limitations.

Effluent characteristic	Effluent limitations
Fluoride	No limitation.
TSS	Do.
pH	Do.

- (c) Any plant which melts raw materials, produces leaded or non-leaded hand pressed or blown glassware, discharges greater than 50 gallons per day of process waste water, and does not employ hydrofluoric acid finishing techniques shall meet the following limitations.

Effluent characteristic	Effluent limitations
TSS	No limitation.
pH	Do.

[40 FR 2960, Jan. 16, 1975, as amended at 60 FR 33960, June 29, 1995]

§ 426.133 Effluent limitations guidelines representing the degree of effluent reduction attainable by the application of the best available technology economically achievable.

The following limitations establish the quantity or quality of pollutants or pollutant properties, controlled by this section, which may be discharged by a point source subject to the provisions of this subpart after application of the best available technology economically achievable:

- (a) Any plant which melts raw materials, produces hand pressed or blown leaded glassware, discharges greater than 50 gallons per day of process waste water, and employs hydrofluoric acid finishing techniques shall meet the following limitations.

§ 426.134

Effluent characteristic	Effluent limitations (mg/l)	
	Maximum for any 1 day	Average of daily values for 30 consecutive days shall not exceed—
Lead	0.2	0.1
Fluoride	26.0	13.0

(b) Any plant which melts raw materials, produces non-leaded hand pressed or blown glassware, discharges greater than 50 gallons per day of process waste water, and employs hydrofluoric acid finishing techniques shall meet the following limitations.

Effluent characteristic	Effluent limitations (mg/l)	
	Maximum for any 1 day	Average of daily values for 30 consecutive days shall not exceed—
Fluoride	26.0	13.0

[44 FR 50747, Aug. 29, 1979, as amended at 51 FR 25001, July 9, 1986]

§ 426.134 [Reserved]

§ 426.135 Standards of performance for new sources.

The following standards of performance establish the quantity or quality of pollutants or pollutant properties, controlled by this section, which may be discharged by a new source subject to the provisions of this subpart:

(a) Any plant which melts raw materials, produces hand pressed or blown leaded glassware, discharges greater than 50 gallons per day of process waste water, and employs hydrofluoric acid finishing techniques shall meet the following limitations.

Effluent characteristic	Effluent limitations (mg/l)	
	Maximum for any 1 day	Average of daily values for 30 consecutive days shall not exceed—
Lead	0.2	0.1
Fluoride	26.0	13.0
TSS	20.0	10.0
pH	(¹)	(¹)

¹ Within the range 6.0 to 9.0.

40 CFR Ch. I (7–1–21 Edition)

(b) Any plant which melts raw materials, produces non-leaded hand pressed or blown glassware, discharges greater than 50 gallons per day of process waste water, and employs hydrofluoric acid finishing techniques shall meet the following limitations.

Effluent characteristic	Effluent limitations (mg/l)	
	Maximum for any 1 day	Average of daily values for 30 consecutive days shall not exceed—
Fluoride	26.0	13.0
TSS	20.0	10.0
pH	(¹)	(¹)

¹ Within the range 6.0 to 9.0.

(c) Any plant which melts raw materials, produces leaded or non-leaded hand pressed or blown glassware, discharges greater than 50 gallons per day of process waste water, and does not employ hydrofluoric acid finishing techniques shall meet the following limitations.

Effluent characteristic	Effluent limitations (mg/l)	
	Maximum for any 1 day	Average of daily values for 30 consecutive days shall not exceed—
TSS	20.0	10.0
pH	(¹)	(¹)

¹ Within the range 6.0 to 9.0.

§ 426.136 Pretreatment standards for new sources.

Any new source subject to this subpart that introduces process wastewater pollutants into a publicly owned treatment works must comply with 40 CFR part 403. In addition, the following pretreatment standard establishes the quantity or quality of pollutants or pollutant properties controlled by this section which may be discharged to a publicly owned treatment works by a new point source subject to the provisions of this subpart.

Environmental Protection Agency

Pt. 427

Pollutant or pollutant property	Pretreatment standards (mg/l)	
	Maximum for any 1 day	Average of daily values for 30 consecutive days shall not exceed—
(a):		
Fluoride	26.0	13.0
Lead	(¹)	(¹)
TSS	(¹)	(¹)
pH	(¹)	(¹)
(b):		
Fluoride	26.0	13.0
Lead	(¹)	(¹)
TSS	(¹)	(¹)
pH	(¹)	(¹)
(c):		
TSS	(¹)	(¹)
pH	(¹)	(¹)

¹ No limitation.

[40 FR 2960, Jan. 16, 1975, as amended at 60 FR 33960, June 29, 1995]

§ 426.137 [Reserved]

PART 427—ASBESTOS MANUFACTURING POINT SOURCE CATEGORY

Subpart A—Asbestos-Cement Pipe Subcategory

Sec.

427.10 Applicability; description of the asbestos-cement pipe subcategory.

427.11 Specialized definitions.

427.12 Effluent limitations guidelines representing the degree of effluent reduction attainable by the application of the best practicable control technology currently available.

427.13 Effluent limitations guidelines representing the degree of effluent reduction attainable by the application of the best available technology economically achievable.

427.14 Pretreatment standards for existing sources.

427.15 Standards of performance for new sources.

427.16 Pretreatment standards for new sources.

Subpart B—Asbestos-Cement Sheet Subcategory

427.20 Applicability; description of the asbestos-cement sheet subcategory.

427.21 Specialized definitions.

427.22 Effluent limitations guidelines representing the degree of effluent reduction attainable by the application of the best practicable control technology currently available.

427.23 Effluent limitations guidelines representing the degree of effluent reduction attainable by the application of the best available technology economically achievable.

427.24 Pretreatment standards for existing sources.

427.25 Standards of performance for new sources.

427.26 Pretreatment standards for new sources.

Subpart C—Asbestos Paper (Starch Binder) Subcategory

427.30 Applicability; description of the asbestos paper (starch binder) subcategory.

427.31 Specialized definitions.

427.32 Effluent limitations guidelines representing the degree of effluent reduction attainable by the application of the best practicable control technology currently available.

427.33 Effluent limitations guidelines representing the degree of effluent reduction attainable by the application of the best available technology economically achievable.

427.34 Pretreatment standards for existing sources.

427.35 Standards of performance for new sources.

427.36 Pretreatment standards for new sources.

Subpart D—Asbestos Paper (Elastomeric Binder) Subcategory

427.40 Applicability; description of the asbestos paper (elastomeric binder) subcategory.

427.41 Specialized definitions.

427.42 Effluent limitations guidelines representing the degree of effluent reduction attainable by the application of the best practicable control technology currently available.

427.43 Effluent limitations guidelines representing the degree of effluent reduction attainable by the application of the best available technology economically achievable.

427.44 Pretreatment standards for existing sources.

427.45 Standards of performance for new sources.

427.46 Pretreatment standards for new sources.

Subpart E—Asbestos Millboard Subcategory

427.50 Applicability; description of the asbestos millboard subcategory.

427.51 Specialized definitions.

427.52 Effluent limitations guidelines representing the degree of effluent reduction

attainable by the application of the best practicable control technology currently available.

427.53 Effluent limitations guidelines representing the degree of effluent reduction attainable by the application of the best available technology economically achievable.

427.54 Pretreatment standards for existing sources.

427.55 Standards of performance for new sources.

427.56 Pretreatment standards for new sources.

Subpart F—Asbestos Roofing Subcategory

427.60 Applicability; description of the asbestos roofing subcategory.

427.61 Specialized definitions.

427.62 Effluent limitations guidelines representing the degree of effluent reduction attainable by the application of the best practicable control technology currently available.

427.63 Effluent limitations guidelines representing the degree of effluent reduction attainable by the application of the best available technology economically achievable.

427.64 Pretreatment standards for existing sources.

427.65 Standards of performance for new sources.

427.66 Pretreatment standards for new sources.

Subpart G—Asbestos Floor Tile Subcategory

427.70 Applicability; description of the asbestos floor tile subcategory.

427.71 Specialized definitions.

427.72 Effluent limitations guidelines representing the degree of effluent reduction attainable by the application of the best practicable control technology currently available.

427.73 Effluent limitations guidelines representing the degree of effluent reduction attainable by the application of the best available technology economically achievable.

427.74 Pretreatment standards for existing sources.

427.75 Standards of performance for new sources.

427.76 Pretreatment standards for new sources.

Subpart H—Coating or Finishing of Asbestos Textiles Subcategory

427.80 Applicability; description of the coating or finishing of asbestos textiles subcategory.

427.81 Specialized definitions.

427.82 Effluent limitations guidelines representing the degree of effluent reduction attainable by the application of the best practicable control technology currently available.

427.83 Effluent limitations guidelines representing the degree of effluent reduction attainable by the application of the best available technology economically achievable.

427.84 [Reserved]

427.85 Standards of performance for new sources.

427.86 Pretreatment standards for new sources.

Subpart I—Solvent Recovery Subcategory

427.90 Applicability; description of the solvent recovery subcategory.

427.91 Specialized definitions.

427.92 Effluent limitations guidelines representing the degree of effluent reduction attainable by the application of the best practicable control technology currently available.

427.93 Effluent limitations guidelines representing the degree of effluent reduction attainable by the application of the best available technology economically achievable.

427.94 [Reserved]

427.95 Standards of performance for new sources.

427.96 Pretreatment standards for new sources.

427.97 Effluent limitations guidelines representing the degree of effluent reduction attainable by the application of the best conventional pollutant control technology.

Subpart J—Vapor Absorption Subcategory

427.100 Applicability; description of the vapor absorption subcategory.

427.101 Specialized definitions.

427.102 Effluent limitations guidelines representing the degree of effluent reduction attainable by the application of the best practicable control technology currently available.

427.103 Effluent limitations guidelines representing the degree of effluent reduction attainable by the application of the best available technology economically achievable.

427.104 [Reserved]

427.105 Standards of performance for new sources.

427.106 Pretreatment standards for new sources.

Subpart K—Wet Dust Collection Subcategory

427.110 Applicability; description of the wet dust collection subcategory.

Environmental Protection Agency

§ 427.15

427.111 Specialized definitions.

427.112 Effluent limitations guidelines representing the degree of effluent reduction attainable by the application of the best practicable control technology currently available.

427.113 Effluent limitations guidelines representing the degree of effluent reduction attainable by the application of the best available technology economically achievable.

427.114 [Reserved]

427.115 Standards of performance for new sources.

427.116 Pretreatment standards for new sources.

AUTHORITY: Secs. 301, 304 (b) and (c), 306 (b) and (c), 307(c), Federal Water Pollution Control Act, as amended; 33 U.S.C. 1251, 1311, 1314 (b) and (c), 1316 (b) and (c), 1317(c); 86 Stat. 816 *et seq.*; Pub. L. 92-500.

SOURCE: 39 FR 7527, Feb. 26, 1974, unless otherwise noted.

Subpart A—Asbestos-Cement Pipe Subcategory

§ 427.10 Applicability; description of the asbestos-cement pipe subcategory.

The provisions of this subpart are applicable to discharges resulting from the process in which asbestos. Portland cement, silica and other ingredients are used in the manufacturing of asbestos-cement pipe.

§ 427.11 Specialized definitions.

For the purpose of this subpart:

(a) Except as provided below, the general definitions, abbreviations and methods of analysis set forth in 40 CFR part 401 shall apply to this subpart.

§ 427.12 Effluent limitations guidelines representing the degree of effluent reduction attainable by the application of the best practicable control technology currently available.

Except as provided in §§ 125.30 through 125.32, any existing point source subject to this subpart shall achieve the following effluent limitations representing the degree of effluent reduction attainable by the application of the best practicable control technology currently available (BPT):

Effluent characteristic	Effluent limitations	
	Maximum for any 1 day	Average of daily values for 30 consecutive days shall not exceed—
Metric units (kg/kg of product)		
TSS	0.57	0.19
pH	(¹)	(¹)
English units (lb/ton of product)		
TSS	1.14	0.38
pH	(¹)	(¹)

¹ Within the range 6.0 to 9.0.

[39 FR 7527, Feb. 26, 1974, as amended at 60 FR 33960, June 29, 1995]

§ 427.13 Effluent limitations guidelines representing the degree of effluent reduction attainable by the application of the best available technology economically achievable.

The following limitations establish the quantity or quality of pollutants or pollutants properties which may be discharged by a point source subject to the provisions of this subpart after application of the best available technology economically achievable: There shall be no discharge of process waste water pollutants to navigable waters.

§ 427.14 Pretreatment standards for existing sources.

Any existing source subject to this subpart that introduces process wastewater pollutants into a publicly owned treatment works must comply with 40 CFR part 403. In addition, the following pretreatment standard establishes the quantity or quality of pollutants or pollutant properties controlled by this section which may be discharged to a publicly owned treatment works by a point source subject to the provisions of this subpart.

Pollutant or pollutant property	Pretreatment standard
pH	No limitation.
TSS	Do.

[40 FR 6444, Feb. 11, 1975, as amended at 60 FR 33960, June 29, 1995]

§ 427.15 Standards of performance for new sources.

The following standards of performance establish the quantity or quality

§ 427.16

of pollutants or pollutant properties, controlled by this section, which may be discharged by a new source subject to the provisions of this subpart:

Effluent characteristic	Effluent limitations	
	Maximum for any 1 day	Average of daily values for 30 consecutive days shall not exceed—
	Metric units (kg/kg of product)	
TSS	0.57	0.19
pH	(¹)	(¹)
	English units (lb/ton of product)	
TSS	1.14	0.38
pH	(¹)	(¹)

¹ Within the range 6.0 to 9.0.

§ 427.16 Pretreatment standards for new sources.

Any new source subject to this subpart that introduces process wastewater pollutants into a publicly owned treatment works must comply with 40 CFR part 403.

[60 FR 33960, June 29, 1995]

Subpart B—Asbestos-Cement Sheet Subcategory

§ 427.20 Applicability; description of the asbestos-cement sheet subcategory.

The provisions of this subpart are applicable to discharges resulting from the process in which asbestos, Portland cement, silica, and other ingredients are used in the manufacturing of asbestos-cement sheets. Discharges resulting from manufacture of asbestos-cement sheet laboratory tops are specifically excluded from the provisions of this subpart.

§ 427.21 Specialized definitions.

For the purpose of this subpart:

(a) Except as provided below, the general definitions, abbreviations and methods of analysis set forth in 40 CFR part 401 shall apply to this subpart.

40 CFR Ch. I (7–1–21 Edition)

§ 427.22 Effluent limitations guidelines representing the degree of effluent reduction attainable by the application of the best practicable control technology currently available.

Except as provided in §§ 125.30 through 125.32, any existing point source subject to this subpart shall achieve the following effluent limitations representing the degree of effluent reduction attainable by the application of the best practicable control technology currently available (BPT):

Effluent characteristic	Effluent limitations	
	Maximum for any 1 day	Average of daily values for 30 consecutive days shall not exceed—
	Metric units (kg/kg of product)	
TSS	0.68	0.23
pH	(¹)	(¹)
	English units (lb/ton of product)	
TSS	1.35	0.45
pH	(¹)	(¹)

¹ Within the range 6.0 to 9.0.

[39 FR 7527, Feb. 26, 1974, as amended at 60 FR 33960, June 29, 1995]

§ 427.23 Effluent limitations guidelines representing the degree of effluent reduction attainable by the application of the best available technology economically achievable.

The following limitations establish the quantity or quality of pollutants or pollutant properties which may be discharged by a point source subject to the provisions of this subpart after application of the best available technology economically achievable: There shall be no discharge of process waste water pollutants to navigable waters.

§ 427.24 Pretreatment standards for existing sources.

Any existing source subject to this subpart that introduces process wastewater pollutants into a publicly owned treatment works must comply with 40 CFR part 403. In addition, the following pretreatment standard establishes the quantity or quality of pollutants or pollutant properties controlled by this section which may be discharged to a publicly owned treatment works by a

Environmental Protection Agency

§ 427.34

point source subject to the provisions of this subpart.

Pollutant or pollutant property	Pretreatment standard
pH	No limitation.
TSS	Do.

[40 FR 6444, Feb. 11, 1975, as amended at 60 FR 33960, June 29, 1995]

§ 427.25 Standards of performance for new sources.

The following standards of performance establish the quantity or quality of pollutants or pollutant properties which may be discharged by a new source subject to the provisions of this subpart: There shall be no discharge of process waste waters pollutants to navigable waters.

§ 427.26 Pretreatment standards for new sources.

Any new source subject to this subpart that introduces process wastewater pollutants into a publicly owned treatment works must comply with 40 CFR part 403.

[60 FR 33960, June 29, 1995]

Subpart C—Asbestos Paper (Starch Binder) Subcategory

§ 427.30 Applicability; description of the asbestos paper (starch binder) subcategory.

The provisions of this subpart are applicable to discharges resulting from the process in which asbestos, starch binders and other ingredients are used in the manufacture of asbestos paper (starch binder).

§ 427.31 Specialized definitions.

For the purpose of this subpart:

(a) Except as provided below, the general definitions, abbreviations and methods of analysis set forth in 40 CFR part 401 shall apply to this subpart.

§ 427.32 Effluent limitations guidelines representing the degree of effluent reduction attainable by the application of the best practicable control technology currently available.

Except as provided in §§ 125.30 through 125.32, any existing point source subject to this subpart shall achieve the following effluent limita-

tions representing the degree of effluent reduction attainable by the application of the best practicable control technology currently available (BPT):

Effluent characteristic	Effluent limitations	
	Maximum for any 1 day	Average of daily values for 30 consecutive days shall not exceed—
Metric units (kg/kg of product)		
TSS	0.55	0.35
pH	(¹)	(¹)
English units (lb/ton of product)		
TSS	1.10	0.70
pH	(¹)	(¹)

¹ Within the range 6.0 to 9.0.

[39 FR 7527, Feb. 26, 1974, as amended at 60 FR 33961, June 29, 1995]

§ 427.33 Effluent limitations guidelines representing the degree of effluent reduction attainable by the application of the best available technology economically achievable.

The following limitations establish the quantity or quality of pollutants or pollutant properties which may be discharged by point source subject to the provisions of this subpart after application of the best available technology economically achievable: There shall be no discharge of process waste water pollutants to navigable waters.

§ 427.34 Pretreatment standards for existing sources.

Any existing source subject to this subpart that introduces process wastewater pollutants into a publicly owned treatment works must comply with 40 CFR part 403. In addition, the following pretreatment standard establishes the quantity or quality of pollutants or pollutant properties controlled by this section which may be discharged to a publicly owned treatment works by a point source subject to the provisions of this subpart.

Pollutant or pollutant property	Pretreatment standard
pH	No limitation.
TSS	Do.

[40 FR 6445, Feb. 11, 1975, as amended at 60 FR 33961, June 29, 1995]

§ 427.35

§ 427.35 Standards of performance for new sources.

The following standards of performance establish the quantity or quality of pollutants or pollutant properties which may be discharged by a new source subject to the provisions of this subpart: There shall be no discharge of process waste water pollutants to navigable waters.

§ 427.36 Pretreatment standards for new sources.

Any new source subject to this subpart that introduces process wastewater pollutants into a publicly owned treatment works must comply with 40 CFR part 403.

[60 FR 33961, June 29, 1995]

Subpart D—Asbestos Paper (Elastomeric Binder) Subcategory

§ 427.40 Applicability; description of the asbestos paper (elastomeric binder) subcategory.

The provisions of this subpart are applicable to discharges resulting from the process in which asbestos, elastomeric binder, and other ingredients are used in the manufacture of asbestos paper (elastomeric binder).

§ 427.41 Specialized definitions.

For the purpose of this subpart:

(a) Except as provided below, the general definitions, abbreviations and methods of analysis set forth in 40 CFR part 401 shall apply to this subpart.

§ 427.42 Effluent limitations guidelines representing the degree of effluent reduction attainable by the application of the best practicable control technology currently available.

Except as provided in §§ 125.30 through 125.32, any existing point source subject to this subpart shall achieve the following effluent limitations representing the degree of effluent reduction attainable by the application of the best practicable control technology currently available (BPT):

40 CFR Ch. I (7–1–21 Edition)

Effluent characteristic	Effluent limitations	
	Maximum for any 1 day	Average of daily values for 30 consecutive days shall not exceed—
	Metric units (kg/kg of product)	
TSS	0.55	0.35
pH	(¹)	(¹)
	English units (lb/ton of product)	
TSS	1.10	0.70
pH	(¹)	(¹)

¹ Within the range 6.0 to 9.0.

[39 FR 7527, Feb. 26, 1974, as amended at 60 FR 33961, June 29, 1995]

§ 427.43 Effluent limitations guidelines representing the degree of effluent reduction attainable by the application of the best available technology economically achievable.

The following limitations establish the quantity or quality of pollutants or pollutant properties which may be discharged by a point source subject to the provisions of this subpart after application of the best available technology economically achievable: There shall be no discharge of process waste water pollutants to navigable waters.

§ 427.44 Pretreatment standards for existing sources.

Any existing source subject to this subpart that introduces process wastewater pollutants into a publicly owned treatment works must comply with 40 CFR part 403. In addition, the following pretreatment standard establishes the quantity or quality of pollutants or pollutant properties controlled by this section which may be discharged to a publicly owned treatment works by a point source subject to the provisions of this subpart.

Pollutant or pollutant property	Pretreatment standard
pH	No limitation.
TSS	Do.

[40 FR 6445, Feb. 11, 1975, as amended at 60 FR 33961, June 29, 1995]

§ 427.45 Standards of performance for new sources.

The following standards of performance establish the quantity or quality

Environmental Protection Agency

§ 427.55

of pollutants or pollutant properties, controlled by this section, which may be discharged by a new source subject to the provisions of this subpart:

Effluent characteristic	Effluent limitations	
	Maximum for any 1 day	Average of daily values for 30 consecutive days shall not exceed—
	Metric units (kg/kg of product)	
TSS	0.55	0.35
pH	(¹)	(¹)
	English units (lb/ton of product)	
TSS110	0.70
pH	(¹)	(¹)

¹ Within the range 6.0 to 9.0.

§ 427.46 Pretreatment standards for new sources.

Any new source subject to this subpart that introduces process wastewater pollutants into a publicly owned treatment works must comply with 40 CFR part 403.

[60 FR 33961, June 29, 1995]

Subpart E—Asbestos Millboard Subcategory

§ 427.50 Applicability; description of the asbestos millboard subcategory.

The provisions of this subpart are applicable to discharges resulting from the process in which asbestos in combination with various other materials such as cement, starch, clay, lime, and mineral wool are used in the manufacture of asbestos millboard.

§ 427.51 Specialized definitions.

For the purpose of this subpart:

(a) Except as provided below, the general definitions, abbreviations and methods of analysis set forth in 40 CFR part 401 shall apply to this subpart.

§ 427.52 Effluent limitations guidelines representing the degree of effluent reduction attainable by the application of the best practicable control technology currently available.

Except as provided in §§ 125.30 through 125.32, any existing point source subject to this subpart shall achieve the following effluent limita-

tions representing the degree of effluent reduction attainable by the application of the best practicable control technology currently available (BPT): There shall be no discharge of process waste water pollutants to navigable waters.

[60 FR 33961, June 29, 1995]

§ 427.53 Effluent limitations guidelines representing the degree of effluent reduction attainable by the application of the best available technology economically achievable.

The following limitations establish the quantity or quality of pollutants or pollutant properties which may be discharged by a point source subject to the provisions of this subpart after application of the best available technology economically achievable: There shall be no discharge of process waste water pollutants to navigable waters.

§ 427.54 Pretreatment standards for existing sources.

Any existing source subject to this subpart that introduces process wastewater pollutants into a publicly owned treatment works must comply with 40 CFR part 403. In addition, the following pretreatment standard establishes the quantity or quality of pollutants or pollutant properties controlled by this section which may be discharged to a publicly owned treatment works by a point source subject to the provisions of this subpart.

Pollutant or pollutant property	Pretreatment standard
pH	No limitation.
TSS	Do.

[40 FR 6445, Feb. 11, 1975, as amended at 60 FR 33961, June 29, 1995]

§ 427.55 Standards of performance for new sources.

The following standards of performance establish the quantity or quality of pollutants or pollutant properties which may be discharged by a new source subject to the provisions of this subpart: There shall be no discharge of process waste water pollutants to navigable waters.

§ 427.56

§ 427.56 Pretreatment standards for new sources.

Any new source subject to this subpart that introduces process wastewater pollutants into a publicly owned treatment works must comply with 40 CFR part 403.

[60 FR 33961, June 29, 1995]

Subpart F—Asbestos Roofing Subcategory

§ 427.60 Applicability; description of the asbestos roofing subcategory.

The provisions of this subpart are applicable to discharges resulting from the process in which asbestos paper is saturated with asphalt or coal tar with the subsequent application of various surface treatments to produce asbestos roofing products.

§ 427.61 Specialized definitions.

For the purpose of this subpart:

(a) Except as provided below, the general definitions, abbreviations and methods of analysis set forth in 40 CFR part 401 shall apply to this subpart.

(b) COD shall mean COD added to the process waste water.

§ 427.62 Effluent limitations guidelines representing the degree of effluent reduction attainable by the application of the best practicable control technology currently available.

Except as provided in §§ 125.30 through 125.32, any existing point source subject to this subpart shall achieve the following effluent limitations representing the degree of effluent reduction attainable by the application of the best practicable control technology currently available (BPT):

40 CFR Ch. I (7–1–21 Edition)

Effluent characteristic	Effluent limitations	
	Maximum for any 1 day	Average of daily values for 30 consecutive days shall not exceed—
	Metric units (kg/kg of product)	
COD	0.015	0.008
TSS	0.010	.006
pH	(¹)	(¹)
	English units (lb/ton of product)	
COD	0.029	0.016
TSS	0.020	.012
pH	(¹)	(¹)

¹ Within the range 6.0 to 9.0.

[39 FR 7527, Feb. 26, 1974, as amended at 60 FR 33961, June 29, 1995]

§ 427.63 Effluent limitations guidelines representing the degree of effluent reduction attainable by the application of the best available technology economically achievable.

The following limitations establish the quantity or quality of pollutants or pollutant properties which may be discharged by a point source subject to the provisions of this subpart after application of the best available technology economically achievable: There shall be no discharge of process waste water pollutants to navigable waters.

§ 427.64 Pretreatment standards for existing sources.

Any existing source subject to this subpart that introduces process wastewater pollutants into a publicly owned treatment works must comply with 40 CFR part 403. In addition, the following pretreatment standard establishes the quantity or quality of pollutants or pollutant properties controlled by this section which may be discharged to a publicly owned treatment works by a point source subject to the provisions of this subpart.

Pollutant or pollutant property	Pretreatment standard
pH	No limitation.
COD	Do.
TSS	Do.

[40 FR 6445, Feb. 11, 1975, as amended at 60 FR 33961, June 29, 1995]

Environmental Protection Agency

§ 427.74

§ 427.65 Standards of performance for new sources.

The following standards of performance establish the quantity or quality of pollutants or pollutant properties which may be discharged by a new source subject to the provisions of this subpart: There shall be no discharge of process waste water pollutants to navigable waters.

§ 427.66 Pretreatment standards for new sources.

Any new source subject to this subpart that introduces process wastewater pollutants into a publicly owned treatment works must comply with 40 CFR part 403.

[60 FR 33961, June 29, 1995]

Subpart G—Asbestos Floor Tile Subcategory

§ 427.70 Applicability; description of the asbestos floor tile subcategory.

The provisions of this subpart are applicable to discharges resulting from the process in which asbestos, polyvinyl chloride resin, chemical stabilizers, limestone, and other fillers are used in the manufacture of asbestos floor tile.

§ 427.71 Specialized definitions.

For the purpose of this subpart:

(a) Except as provided below, the general definitions, abbreviations and methods of analysis set forth in 40 CFR part 401 shall apply to this subpart.

(b) The abbreviation “mpc” shall mean 1000 pieces of floor tile.

(c) The term “pieces” shall mean floor tile measured in the standard size of 12" × 12" × 3/32".

(d) COD shall mean COD added to the process waste water.

§ 427.72 Effluent limitations guidelines representing the degree of effluent reduction attainable by the application of the best practicable control technology currently available.

Except as provided in §§ 125.30 through 125.32, any existing point source subject to this subpart shall achieve the following effluent limitations representing the degree of effluent reduction attainable by the appli-

cation of the best practicable control technology currently available (BPT):

Effluent characteristic	Effluent limitations	
	Maximum for any 1 day	Average of daily values for 30 consecutive days shall not exceed—
	Metric units (kg/mpc of product)	
COD	0.14	0.09
TSS	0.06	.04
pH	(¹)	(¹)
	English units (lb/mpc of product)	
COD	0.30	0.18
TSS	0.13	.08
pH	(¹)	(¹)

¹ Within the range 6.0 to 9.0.

[39 FR 7527, Feb. 26, 1974, as amended at 60 FR 33961, June 29, 1995]

§ 427.73 Effluent limitations guidelines representing the degree of effluent reduction attainable by the application of the best available technology economically achievable.

The following limitations establish the quantity or quality of pollutants or pollutant properties which may be discharged by a point source subject to the provisions of this subpart after application of the best available technology economically achievable: There shall be no discharge of process waste water pollutants to navigable waters.

§ 427.74 Pretreatment standards for existing sources.

Any existing source subject to this subpart that introduces process wastewater pollutants into a publicly owned treatment works must comply with 40 CFR part 403. In addition, the following pretreatment standard establishes the quantity or quality of pollutants or pollutant properties controlled by this section which may be discharged to a publicly owned treatment works by a point source subject to the provisions of this subpart.

Pollutant or pollutant property	Pretreatment standard
pH	No limitation.
COD	Do.
TSS	Do.

[40 FR 6445, Feb. 11, 1975, as amended at 60 FR 33962, June 29, 1995]

§ 427.75

§ 427.75 Standards of performance for new sources.

The following standards of performance establish the quantity or quality of pollutants or pollutant properties which may be discharged by a new source subject to the provisions of this subpart: There shall be no discharge of process waste water pollutants to navigable waters.

§ 427.76 Pretreatment standards for new sources.

Any new source subject to this subpart that introduces process wastewater pollutants into a publicly owned treatment works must comply with 40 CFR part 403.

[60 FR 33962, June 29, 1995]

Subpart H—Coating or Finishing of Asbestos Textiles Subcategory

SOURCE: 40 FR 1875, Jan. 9, 1975, unless otherwise noted.

§ 427.80 Applicability; description of the coating or finishing of asbestos textiles subcategory.

The provisions of this subpart are applicable to discharges resulting from the process of coating or impregnating asbestos textiles with materials which impart specific desired qualities to the finished product.

§ 427.81 Specialized definitions.

For the purpose of this subpart:

(a) Except as provided below, the general definitions, abbreviations and methods of analysis set forth in 40 CFR part 401 shall apply to this subpart.

§ 427.82 Effluent limitations guidelines representing the degree of effluent reduction attainable by the application of the best practicable control technology currently available.

Except as provided in §§ 125.30 through 125.32, any existing point source subject to this subpart shall achieve the following effluent limitations representing the degree of effluent reduction attainable by the application of the best practicable control technology currently available (BPT): There shall be no discharge of process

40 CFR Ch. I (7–1–21 Edition)

wastewater pollutants to navigable waters.

[60 FR 33962, June 29, 1995]

§ 427.83 Effluent limitations guidelines representing the degree of effluent reduction attainable by the application of the best available technology economically achievable.

The following limitations establish the quantity or quality of pollutants or pollutant properties which may be discharged by a point source subject to the provisions of this subpart after application of the best available technology economically achievable: There shall be no discharge of process waste water pollutants to navigable waters.

[40 FR 1875, Jan. 9, 1975; 40 FR 18172, Apr. 25, 1975]

§ 427.84 [Reserved]

§ 427.85 Standards of performance for new sources.

The following standards of performance establish the quantity or quality of pollutants or pollutant properties which may be discharged by a new source subject to the provisions of this subpart: There shall be no discharge of process waste water pollutants to navigable waters.

[40 FR 1875, Jan. 9, 1975; 40 FR 18172, Apr. 25, 1975]

§ 427.86 Pretreatment standards for new sources.

Any new source subject to this subpart that introduces process wastewater pollutants into a publicly owned treatment works must comply with 40 CFR part 403. In addition, the following pretreatment standard establishes the quantity or quality of pollutants or pollutant properties, controlled by this section, which may be discharged to a publicly owned treatment works by a new point source subject to the provisions of this subpart.

Pollutant or pollutant property	Pretreatment standard
pH	No limitation.
COD	Do.
TSS	Do.

[40 FR 1875, Jan. 9, 1975, as amended at 60 FR 33962, June 29, 1995]

Environmental Protection Agency

§ 427.95

Subpart I—Solvent Recovery Subcategory

SOURCE: 40 FR 1876, Jan. 9, 1975, unless otherwise noted.

§ 427.90 Applicability; description of the solvent recovery subcategory.

The provisions of this subpart are applicable to discharges resulting from the process of solvent recovery in the manufacture of asbestos products.

§ 427.91 Specialized definitions.

For the purpose of this subpart:

(a) Except as provided below, the general definitions, abbreviations and methods of analysis set forth in 40 CFR part 401 shall apply to this subpart.

§ 427.92 Effluent limitations guidelines representing the degree of effluent reduction attainable by the application of the best practicable control technology currently available.

Except as provided in §§ 125.30 through 125.32, any existing point source subject to this subpart shall achieve the following effluent limitations representing the degree of effluent reduction attainable by the application of the best practicable control technology currently available (BPT):

Effluent characteristic	Effluent limitations	
	Maximum for any 1 day	Average of daily values for 30 consecutive days shall not exceed—
	Metric units (kg/kkg of finished asbestos product)	
COD	0.30	0.15
TSS	0.18	0.09
pH	(¹)	(¹)
	English units (lbs/1,000 lbs of finished asbestos product)	
COD	0.30	0.15
TSS	0.18	0.09
pH	(¹)	(¹)

¹ Within the range 6.0 to 9.0.

[40 FR 1876, Jan. 9, 1975, as amended at 60 FR 33962, June 29, 1995]

§ 427.93 Effluent limitations guidelines representing the degree of effluent reduction attainable by the application of the best available technology economically achievable.

The following limitations establish the quantity or quality of pollutants or pollutant properties, controlled by this section, which may be discharged by a point source subject to the provisions of this subpart after application of the best available technology economically achievable.

Effluent characteristic	Effluent limitations	
	Maximum for any 1 day	Average of daily values for 30 consecutive days shall not exceed—
	Metric units (kg/kkg of finished asbestos products)	
COD	0.30	0.15
	English units (lb/1,000 lb of finished asbestos products)	
COD	0.30	0.15

[44 FR 50747, Aug. 29, 1979]

§ 427.94 [Reserved]

§ 427.95 Standards of performance for new sources.

The following standards of performance establish the quantity or quality of pollutants or pollutant properties, controlled by this section, which may be discharged by a new source subject to the provisions of this subpart:

Effluent characteristic	Effluent limitations	
	Maximum for any 1 day	Average of daily values for 30 consecutive days shall not exceed—
	Metric units (kg/kkg of finished asbestos product)	
COD	0.30	0.15
TSS	0.18	0.09
pH	(¹)	(¹)
	English units (lbs/1,000 lbs of finished asbestos product)	
COD	0.30	0.15
TSS	0.18	0.09
pH	(¹)	(¹)

¹ Within the range 6.0 to 9.0.

§ 427.96

§ 427.96 Pretreatment standards for new sources.

Any new source subject to this subpart that introduces process wastewater pollutants into a publicly owned treatment works must comply with 40 CFR part 403. In addition, the following pretreatment standard establishes the quantity or quality of pollutants or pollutant properties, controlled by this section, which may be discharged to a publicly owned treatment works by a new point source subject to the provisions of this subpart.

Pollutant or pollutant property	Pretreatment standard
pH	No limitation.
COD	Do.
TSS	Do.

[40 FR 1876, Jan. 9, 1975, as amended at 60 FR 33962, June 29, 1995]

§ 427.97 Effluent limitations guidelines representing the degree of effluent reduction attainable by the application of the best conventional pollutant control technology.

The following limitations establish the quantity or quality of pollutants or pollutant properties, controlled by this section, which may be discharged by a point source subject to the provisions of this subpart after application of the best conventional pollutant control technology.

Effluent characteristic	Effluent limitations	
	Maximum for any 1 day	Average of daily values for 30 consecutive days shall not exceed—
	Metric units (kg/kkg of finished asbestos products)	
TSS	0.18	0.09
pH	(¹)	(¹)
	English units (lb/1,000 lb of finished asbestos products)	
TSS	0.18	0.09
pH	(¹)	(¹)

¹ Within the range 6.0 to 9.0.

[44 FR 50747, Aug. 29, 1979]

40 CFR Ch. I (7–1–21 Edition)

Subpart J—Vapor Absorption Subcategory

SOURCE: 40 FR 1876, Jan. 9, 1975, unless otherwise noted.

§ 427.100 Applicability; description of the vapor absorption subcategory.

The provisions of this subpart are applicable to discharges resulting from the removal of volatilized organic materials from atmospheric emissions by means of wet scrubbers.

§ 427.101 Specialized definitions.

For the purpose of this subpart:

(a) Except as provided below, the general definitions, abbreviations, and methods of analysis set forth in 40 CFR part 401 shall apply to this subpart.

§ 427.102 Effluent limitations guidelines representing the degree of effluent reduction attainable by the application of the best practicable control technology currently available.

Except as provided in §§ 125.30 through 125.32, any existing point source subject to this subpart shall achieve the following effluent limitations representing the degree of effluent reduction attainable by the application of the best practicable control technology currently available (BPT): There shall be no discharge of process wastewater pollutants to navigable waters.

[60 FR 33962, June 29, 1995]

§ 427.103 Effluent limitations guidelines representing the degree of effluent reduction attainable by the application of the best available technology economically achievable.

The following limitations establish the quantity or quality of pollutants or pollutant properties which may be discharged by a point source subject to the provisions of this subpart after application of the best available technology economically achievable: There shall be no discharge of process wastewater pollutants to navigable waters.

[40 FR 1877, Jan. 9, 1975; 40 FR 18172, Apr. 25, 1975]

Environmental Protection Agency

§ 427.115

§ 427.104 [Reserved]

§ 427.105 Standards of performance for new sources.

The following standards of performance establish the quantity or quality of pollutants or pollutant properties which may be discharged by a new source subject to the provisions of this subpart: There shall be no discharge of process waste water pollutants to navigable waters.

[40 FR 1877, Jan. 9, 1975; 40 FR 18172, Apr. 25, 1975]

§ 427.106 Pretreatment standards for new sources.

Any new source subject to this subpart that introduces process wastewater pollutants into a publicly owned treatment works must comply with 40 CFR part 403. In addition, the following pretreatment standard establishes the quantity or quality of pollutants or pollutant properties, controlled by this section, which may be discharged to a publicly owned treatment works by a new point source subject to the provisions of this subpart.

Pollutant or pollutant property	Pretreatment standard
pH	No limitation.
COD	Do.
TSS	Do.

[40 FR 1876, Jan. 9, 1975, as amended at 60 FR 33962, June 29, 1995]

Subpart K—Wet Dust Collection Subcategory

SOURCE: 40 FR 1877, Jan. 9, 1975, unless otherwise noted.

§ 427.110 Applicability; description of the wet dust collection subcategory.

The provisions of this subpart are applicable to discharges resulting from the removal of dust (particulates) from atmospheric emissions by means of wet scrubbers.

§ 427.111 Specialized definitions.

For the purpose of this subpart:

(a) Except as provided below, the general definitions, abbreviations and methods of analysis set forth in 40 CFR part 401 shall apply to this subpart.

§ 427.112 Effluent limitations guidelines representing the degree of effluent reduction attainable by the application of the best practicable control technology currently available.

Except as provided in §§ 125.30 through 125.32, any existing point source subject to this subpart shall achieve the following effluent limitations representing the degree of effluent reduction attainable by the application of the best practicable control technology currently available (BPT):

Effluent characteristic	Effluent limitations	
	Maximum for any 1 day	Average of daily values for 30 consecutive days shall not exceed—
Metric units (kg/1,000 std cu m of air scrubbed)		
TSS	0.08	0.04
pH	(¹)	(¹)
English units (lbs/MM std cu ft of air scrubbed)		
TSS	5.0	2.50
pH	(¹)	(¹)

¹ Within the range 6.0 to 9.0.

[40 FR 1877, Jan. 9, 1975; 40 FR 18172, Apr. 25, 1975, as amended at 60 FR 33962, June 29, 1995]

§ 427.113 Effluent limitations guidelines representing the degree of effluent reduction attainable by the application of the best available technology economically achievable.

The following limitations establish the quantity or quality of pollutants or pollutant properties which may be discharged by a point source subject to the provisions of this subpart after application of the best available technology economically achievable: There shall be no discharge of waste water pollutants to navigable waters.

§ 427.114 [Reserved]

§ 427.115 Standards of performance for new sources.

The following standards of performance establish the quantity or quality of pollutants or pollutant properties which may be discharged by a new source subject to the provisions of this subpart: There shall be no discharge of

§ 427.116

process waste water pollutants to navigable waters.

[40 FR 1877, Jan. 9, 1975; 40 FR 18172, Apr. 25, 1975]

§ 427.116 Pretreatment standards for new sources.

Any new source subject to this subpart that introduces process wastewater pollutants into a publicly owned treatment works must comply with 40 CFR part 403. In addition, the following pretreatment standard establishes the quantity or quality of pollutants or pollutant properties, controlled by this section, which may be discharged to a publicly owned treatment works by a new point source subject to the provisions of this subpart.

Pollutant or pollutant property	Pretreatment standard
pH	No limitation.
COD	Do.
TSS	Do.

[40 FR 1877, Jan. 9, 1975, as amended at 60 FR 33962, June 29, 1995]

PART 428—RUBBER MANUFACTURING POINT SOURCE CATEGORY

Subpart A—Tire and Inner Tube Plants Subcategory

Sec.

428.10 Applicability; description of the tire and inner tube plants subcategory.

428.11 Specialized definitions.

428.12 Effluent limitations guidelines representing the degree of effluent reduction attainable by the application of the best practicable control technology currently available.

428.13 Effluent limitations guidelines representing the degree of effluent reduction attainable by the application of the best available technology economically achievable.

428.14 [Reserved]

428.15 Standards of performance for new sources.

428.16 Pretreatment standards for new sources.

Subpart B—Emulsion Crumb Rubber Subcategory

428.20 Applicability; description of the emulsion crumb rubber subcategory.

428.21 Specialized definitions.

40 CFR Ch. I (7–1–21 Edition)

428.22 Effluent limitations guidelines representing the degree of effluent reduction attainable by the application of the best practicable control technology currently available.

428.23 Effluent limitations guidelines representing the degree of effluent reduction attainable by the application of the best available technology economically achievable.

428.24 [Reserved]

428.25 Standards of performance for new sources.

Subpart C—Solution Crumb Rubber Subcategory

428.30 Applicability; description of the solution crumb rubber subcategory.

428.31 Specialized definitions.

428.32 Effluent limitations guidelines representing the degree of effluent reduction attainable by the application of the best practicable control technology currently available.

428.33 Effluent limitations guidelines representing the degree of effluent reduction attainable by the application of the best available technology economically achievable.

428.34 [Reserved]

428.35 Standards of performance for new sources.

Subpart D—Latex Rubber Subcategory

428.40 Applicability; description of the latex rubber subcategory.

428.41 Specialized definitions.

428.42 Effluent limitations guidelines representing the degree of effluent reduction attainable by the application of the best practicable control technology currently available.

428.43 Effluent limitations guidelines representing the degree of effluent reduction attainable by the application of the best available technology economically achievable.

428.44 [Reserved]

428.45 Standards of performance for new sources.

428.46 Pretreatment standards for new sources.

Subpart E—Small-Sized General Molded, Extruded, and Fabricated Rubber Plants Subcategory

428.50 Applicability; description of the small-sized general molded, extruded, and fabricated rubber plants subcategory.

428.51 Specialized definitions.

428.52 Effluent limitations guidelines representing the degree of effluent reduction attainable by the application of the best

Environmental Protection Agency

Pt. 428

practicable control technology currently available.

428.53 Effluent limitations guidelines representing the degree of effluent reduction attainable by the application of the best available technology economically achievable.

428.54 [Reserved]

428.55 Standards of performance for new sources.

428.56 Pretreatment standards for new sources.

Subpart F—Medium-Sized General Molded, Extruded, and Fabricated Rubber Plants Sub-category

428.60 Applicability; description of the medium-sized general molded, extruded, and fabricated rubber plants subcategory.

428.61 Specialized definitions.

428.62 Effluent limitations guidelines representing the degree of effluent reduction attainable by the application of the best practicable control technology currently available.

428.63 Effluent limitations guidelines representing the degree of effluent reduction attainable by the application of the best available technology economically achievable.

428.64 [Reserved]

428.65 Standards of performance for new sources.

428.66 Pretreatment standards for new sources.

Subpart G—Large-Sized General Molded, Extruded, and Fabricated Rubber Plants Sub-category

428.70 Applicability; description of the large-sized general molded, extruded, and fabricated rubber plants subcategory.

428.71 Specialized definitions.

428.72 Effluent limitations guidelines representing the degree of effluent reduction attainable by the application of the best practicable control technology currently available.

428.73 Effluent limitations guidelines representing the degree of effluent reduction attainable by the application of the best available technology economically achievable.

428.74 [Reserved]

428.75 Standards of performance for new sources.

428.76 Pretreatment standards for new sources.

Subpart H—Wet Digestion Reclaimed Rubber Subcategory

428.80 Applicability; description of the wet digestion reclaimed rubber subcategory.

428.81 Specialized definitions.

428.82 Effluent limitations guidelines representing the degree of effluent reduction attainable by the application of the best practicable control technology currently available.

428.83 Effluent limitations guidelines representing the degree of effluent reduction attainable by the application of the best available technology economically achievable.

428.84 [Reserved]

428.85 Standards of performance for new sources.

428.86 Pretreatment standards for new sources.

Subpart I—Pan, Dry Digestion, and Mechanical Reclaimed Rubber Sub-category

428.90 Applicability; description of the pan, dry digestion, and mechanical reclaimed rubber subcategory.

428.91 Specialized definitions.

428.92 Effluent limitations guidelines representing the degree of effluent reduction attainable by the application of the best practicable control technology currently available.

428.93 Effluent limitations guidelines representing the degree of effluent reduction attainable by the application of the best available technology economically achievable.

428.94 [Reserved]

428.95 Standards of performance for new sources.

428.96 Pretreatment standards for new sources.

Subpart J—Latex-Dipped, Latex-Extruded, and Latex-Molded Rubber Subcategory

428.100 Applicability; description of the latex-dipped, latex-extruded, and latex-molded rubber subcategory.

428.101 Specialized definitions.

428.102 Effluent limitations guidelines representing the degree of effluent reduction attainable by the application of the best practicable control technology currently available.

428.103 Effluent limitations guidelines representing the degree of effluent reduction attainable by the application of the best available technology economically achievable.

428.104 [Reserved]

428.105 Standards of performance for new sources.

428.106 Pretreatment standards for new sources.

Subpart K—Latex Foam Subcategory

428.110 Applicability; description of the latex foam subcategory.

§ 428.10

428.111 Specialized definitions.

428.112 Effluent limitations guidelines representing the degree of effluent reduction attainable by the application of the best practicable control technology currently available.

428.113 Effluent limitations guidelines representing the degree of effluent reduction attainable by the application of the best available technology economically achievable.

428.114 [Reserved]

428.115 Standards of performance for new sources.

428.116 Pretreatment standards for new sources.

AUTHORITY: Secs. 301, 304(b) and (c), 306(b) and (c), 307(c), Federal Water Pollution Control Act, as amended; 33 U.S.C. 1251, 1311, 1314(b) and (c), 1316(b) and (c), 1317(c); 86 Stat. 816 *et seq.*; Pub. L. 92-500.

SOURCE: 39 FR 6662, Feb. 21, 1974, unless otherwise noted.

Subpart A—Tire and Inner Tube Plants Subcategory

§ 428.10 Applicability; description of the tire and inner tube plants subcategory.

The provisions of this subpart are applicable to discharges of process wastewater pollutants resulting from the production of pneumatic tires and inner tubes in tire and inner tube plants.

[40 FR 18173, Apr. 25, 1975]

§ 428.11 Specialized definitions.

For the purpose of this subpart:

(a) Except as provided below, the general definitions, abbreviations and methods of analysis set forth in 40 CFR part 401 shall apply to this subpart.

(b) The term “raw material” shall mean all natural and synthetic rubber, carbon black, oils, chemical compounds, fabric and wire used in the manufacture of pneumatic tires and inner tubes or components thereof.

(c) The term “process waste water” shall mean, in the case of tire and inner tube plants constructed before 1959, discharges from the following: Soapstone solution applications; steam cleaning operations; air pollution control equipment; unroofed process oil unloading areas; mold cleaning operations; latex applications; and air compressor receivers. Discharges from

40 CFR Ch. I (7–1–21 Edition)

other areas of such plants shall not be classified as process waste water for the purposes of this section.

(d) Except as provided in paragraphs (c) and (e) of this section, the term “process waste water” shall have the meaning set forth in § 401.11(q) of this chapter.

(e) Water used only for tread cooling shall be classified as “nonprocess waste water.”

[39 FR 6662, Feb. 21, 1974, as amended at 40 FR 18173, Apr. 25, 1975]

§ 428.12 Effluent limitations guidelines representing the degree of effluent reduction attainable by the application of the best practicable control technology currently available.

(a) Except as provided in §§ 125.30 through 125.32, any existing point source subject to this subpart shall achieve the following effluent limitations representing the degree of effluent reduction attainable by the application of the best practicable control technology currently available (BPT):

Effluent characteristic	Effluent limitations	
	Maximum for any 1 day	Average of daily values for 30 consecutive days shall not exceed—
	Metric units (kg/kg of raw material)	
TSS	0.096	0.064
Oil and grease	0.024	.016
pH	(¹)	(¹)
	English units (lb/1,000 lb of raw material)	
TSS	0.096	0.064
Oil and grease	0.024	.016
pH	(¹)	(¹)

¹ Within the range 6.0 to 9.0.

(b) All plants constructed before 1959 shall employ the best practicable maintenance and housekeeping practices in order to minimize the discharge of oil and grease in nonprocess waste waters. The concentration of oil and grease in discharges of nonprocess waste water shall meet the following limitations:

(1) The average of daily values for 30 consecutive days shall not exceed 5 mg/l.

Environmental Protection Agency

§ 428.21

(2) The maximum for any one day shall not exceed 10 mg/l.

[39 FR 6662, Feb. 21, 1974; 39 FR 26423, July 19, 1974, as amended at 40 FR 18173, Apr. 25, 1975; 60 FR 33963, June 29, 1995]

§ 428.13 Effluent limitations guidelines, representing the degree of effluent reduction attainable by the application of the best available technology economically achievable.

(a) The following limitations establish the quantity or quality of pollutants or pollutant properties, controlled by this section, which may be discharged by a point source subject to the provisions of this subpart after application of the best available technology economically achievable:

Effluent limitations		
Effluent characteristic	Maximum for any 1 day	Average of daily values for 30 consecutive days shall not exceed—
Metric units (kg/kg of raw material)		
TSS	0.096	0.064
Oil and grease	0.024	.016
pH	(¹)	(¹)
English units (lb/1,000 lb of raw material)		
TSS	0.096	0.064
Oil and grease	0.024	.016
pH	(¹)	(¹)

¹ Within the range 6.0 to 9.0.

(b) All plants constructed before 1959 shall employ the best available maintenance and housekeeping practices in order to minimize the discharge of oil and grease in nonprocess waste waters. The concentration of oil and grease in discharges of nonprocess waste waters shall meet the following limitations:

(1) The average of daily values for 30 consecutive days shall not exceed 5 mg/l.

(2) The maximum for any one day shall not exceed 10 mg/l.

[39 FR 6662, Feb. 21, 1974; 39 FR 26423, July 19, 1974, as amended at 40 FR 18173, Apr. 25, 1975]

§ 428.14 [Reserved]

§ 428.15 Standards of performance for new sources.

The following standards of performance establish the quantity or quality of pollutants or pollutant properties, controlled by this section, which may be discharged by a new source subject to the provisions of this subpart:

Effluent limitations		
Effluent characteristic	Maximum for any 1 day	Average of daily values for 30 consecutive days shall not exceed—
Metric units (kg/kg of raw material)		
TSS	0.096	180.064
Oil and grease	0.024	.016
pH	(¹)	(¹)
English units (lb/1,000 lb of raw material)		
TSS	0.096	0.064
Oil and grease	0.024	.016
pH	(¹)	(¹)

¹ Within the range 6.0 to 9.0.

[39 FR 6662, Feb. 21, 1974; 39 FR 26423, July 19, 1974]

§ 428.16 Pretreatment standards for new sources.

Any new source subject to this subpart that introduces process wastewater pollutants into a publicly owned treatment works must comply with 40 CFR part 403.

[60 FR 33963, June 29, 1995]

Subpart B—Emulsion Crumb Rubber Subcategory

§ 428.20 Applicability; description of the emulsion crumb rubber subcategory.

The provisions of this subpart are applicable to discharges of pollutants resulting from the manufacture of emulsion crumb rubber, other than acrylonitrilebutadiene rubber.

[40 FR 18173, Apr. 25, 1975]

§ 428.21 Specialized definitions.

For the purpose of this subpart:

(a) Except as provided below, the general definitions, abbreviations and

§ 428.22

methods of analysis set forth in 40 CFR part 401 shall apply to this subpart.

[39 FR 6662, Feb. 21, 1974, as amended at 40 FR 18173, Apr. 25, 1975]

§ 428.22 Effluent limitations guidelines representing the degree of effluent reduction attainable by the application of the best practicable control technology currently available.

Except as provided in §§ 125.30 through 125.32, any existing point source subject to this subpart shall achieve the following effluent limitations representing the degree of effluent reduction attainable by the application of the best practicable control technology currently available (BPT):

Effluent characteristic	Effluent limitations	
	Maximum for any 1 day	Average of daily values for 30 consecutive days shall not exceed—
	Metric units (kg/kkg of product)	
COD	12.00	8.00
BOD ₅	0.60	.40
TSS	0.98	.65
Oil and grease	0.24	.16
pH	(¹)	(¹)
	English units (lb/1,000 lb of product)	
COD	12.00	8.00
BOD ₅	0.60	.40
TSS	0.98	.65
Oil and grease	0.24	.16
pH	(¹)	(¹)

¹ Within the range 6.0 to 9.0.

[39 FR 6662, Feb. 21, 1974, as amended at 60 FR 33963, June 29, 1995]

§ 428.23 Effluent limitations guidelines representing the degree of effluent reduction attainable by the application of the best available technology economically achievable.

The following limitations establish the quantity or quality of pollutants or pollutant properties, controlled by this section, which may be discharged by a point source subject to the provisions of this subpart after application of the best available technology economically achievable:

40 CFR Ch. I (7–1–21 Edition)

Effluent characteristic	Effluent limitations	
	Maximum for any 1 day	Average of daily values for 30 consecutive days shall not exceed—
	Metric units (kg/kkg of product)	
COD	3.12	2.08
BOD ₅	0.12	.08
TSS	0.24	.16
Oil and grease	0.12	.08
pH	(¹)	(¹)
	English units (lb/1,000 lb of product)	
COD	3.12	2.08
BOD ₅	0.12	.08
TSS	0.24	.16
Oil and grease	0.12	.08
pH	(¹)	(¹)

¹ Within the range 6.0 to 9.0.

§ 428.24 [Reserved]

§ 428.25 Standards of performance for new sources.

The following standards of performance establish the quantity or quality of pollutants or pollutant properties, controlled by this section, which may be discharged by a new source subject to the provisions of this subpart: The limitations shall be as specified in § 428.22.

Subpart C—Solution Crumb Rubber Subcategory

§ 428.30 Applicability; description of the solution crumb rubber subcategory.

The provisions of this subpart are applicable to discharges of pollutants resulting from the manufacture of crumb rubber.

§ 428.31 Specialized definitions.

For the purpose of this subpart:

(a) Except as provided below, the general definitions, abbreviations and methods of analysis set forth in 40 CFR part 401 shall apply to this subpart.

[39 FR 6662, Feb. 21, 1974, as amended at 40 FR 18173, Apr. 25, 1975]

Environmental Protection Agency

§ 428.42

§ 428.32 Effluent limitations guidelines representing the degree of effluent reduction attainable by the application of the best practicable control technology currently available.

Except as provided in §§ 125.30 through 125.32, any existing point source subject to this subpart shall achieve the following effluent limitations representing the degree of effluent reduction attainable by the application of the best practicable control technology currently available (BPT):

Effluent characteristic	Effluent limitations	
	Maximum for any 1 day	Average of daily values for 30 consecutive days shall not exceed—
Metric units (kg/kg of product)		
COD	5.91	3.94
BOD ₅	0.60	.40
TSS	0.98	.65
Oil and grease	0.24	.16
pH	(¹)	(¹)
English units (lb/1,000 lb of product)		
COD	5.91	3.94
BOD ₅	0.60	.40
TSS	0.98	.65
Oil and grease	0.24	.16
pH	(¹)	(¹)

¹ Within the range 6.0 to 9.0.

[39 FR 6662, Feb. 21, 1974, as amended at 60 FR 33963, June 29, 1995]

§ 428.33 Effluent limitations guidelines representing the degree of effluent reduction attainable by the application of the best available technology economically achievable.

The following limitations establish the quantity or quality of pollutants or pollutant properties, controlled by this section, which may be discharged by a point source subject to the provisions of this subpart after application of the best available technology economically achievable:

Effluent characteristic	Effluent limitations	
	Maximum for any 1 day	Average of daily values for 30 consecutive days shall not exceed—
Metric units (kg/kg of product)		
COD	3.12	2.08
BOD ₅	0.12	.08
TSS	0.24	.16
Oil and grease	0.12	.08
pH	(¹)	(¹)
English units (lb/1,000 lb of product)		
COD	3.12	2.08
BOD ₅	0.12	.08
TSS	0.24	.16
Oil and grease	0.12	.08
pH	(¹)	(¹)

¹ Within the range 6.0 to 9.0.

§ 428.34 [Reserved]

§ 428.35 Standards of performance for new sources.

The following standards of performance establish the quantity or quality of pollutants or pollutant properties, controlled by this section, which may be discharged by a new source subject to the provisions of this subpart: The limitations shall be as specified in § 428.32.

Subpart D—Latex Rubber Subcategory

§ 428.40 Applicability; description of the latex rubber subcategory.

The provisions of this subpart are applicable to discharges of pollutants resulting from the manufacture of latex rubber.

§ 428.41 Specialized definitions.

For the purpose of this subpart:

(a) Except as provided below, the general definitions, abbreviations and methods of analysis set forth in 40 CFR part 401 shall apply to this subpart.

[39 FR 6662, Feb. 21, 1974, as amended at 40 FR 18173, Apr. 25, 1975]

§ 428.42 Effluent limitations guidelines representing the degree of effluent reduction attainable by the application of the best practicable control technology currently available.

Except as provided in §§ 125.30 through 125.32, any existing point

§ 428.43

source subject to this subpart shall achieve the following effluent limitations representing the degree of effluent reduction attainable by the application of the best practicable control technology currently available (BPT):

Effluent characteristic	Effluent limitations	
	Maximum for any 1 day	Average of daily values for 30 consecutive days shall not exceed—
Metric units (kg/kg of product)		
COD	10.27	6.85
BOD ₅	0.51	.34
TSS	0.82	.55
Oil and grease	0.21	.14
pH	(¹)	(¹)
English units (lb/1,000 lb of product)		
COD	10.27	6.85
BOD ₅	0.51	.34
TSS	0.82	.55
Oil and grease	0.21	.14
pH	(¹)	(¹)

¹ Within the range 6.0 to 9.0.

[39 FR 6662, Feb. 21, 1974, as amended at 60 FR 33963, June 29, 1995]

§ 428.43 Effluent limitations guidelines representing the degree of effluent reduction attainable by the application of the best available technology economically achievable.

The following limitations establish the quantity or quality of pollutants or pollutant properties, controlled by this section, which may be discharged by a point source subject to the provisions of this subpart after application of the best available technology economically achievable:

40 CFR Ch. I (7–1–21 Edition)

Effluent characteristic	Effluent limitations	
	Maximum for any 1 day	Average of daily values for 30 consecutive days shall not exceed—
Metric units (kg/kg of product)		
COD	2.66	1.78
BOD ₅	0.11	.07
TSS	0.21	.14
Oil and grease	0.11	.07
pH	(¹)	(¹)
English units (lb/1,000 lb of product)		
COD	2.66	1.78
BOD ₅	0.11	.07
TSS	0.21	.14
Oil and grease	0.11	.07
pH	(¹)	(¹)

¹ Within the range 6.0 to 9.0.

§ 428.44 [Reserved]

§ 428.45 Standards of performance for new sources.

The following standards of performance establish the quantity or quality of pollutants or pollutant properties, controlled by this section, which may be discharged by a new point source subject to the provisions of this subpart: The limitations shall be as specified for § 428.42.

§ 428.46 Pretreatment standards for new sources.

Any new source subject to this subpart that introduces process wastewater pollutants into a publicly owned treatment works must comply with 40 CFR part 403.

[60 FR 33963, June 29, 1995]

Subpart E—Small-Sized General Molded, Extruded, and Fabricated Rubber Plants Subcategory

SOURCE: 40 FR 2336, Jan. 10, 1975, unless otherwise noted.

§ 428.50 Applicability; description of the small-sized general molded, extruded, and fabricated rubber plants subcategory.

The following provisions of this subpart are applicable to process waste water discharges resulting from the production of molded, extruded, and

Environmental Protection Agency

§ 428.52

fabricated rubber products, foam rubber backing, rubber cement-dipped goods, and retreaded tires by small-sized plants. Specifically excluded from the provisions of this subpart are the discharges resulting from the production of latex-based products, tires and inner tubes, and those discharges from textile plants subject to the provisions of part 410 of this chapter.

§ 428.51 Specialized definitions.

For the purpose of this subpart:

(a) Except as provided below, the general definitions, abbreviations and methods of analysis set forth in part 401 of this chapter shall apply to this subpart.

(b) The term “raw material” shall mean all natural and synthetic rubber, carbon black, oils, chemical compounds, and fabric used in the manufacture of general molded, extruded, and fabricated rubber products.

(c) The term “raw material equivalent” shall be equal to the raw material usage multiplied by the volume of air scrubbed via wet scrubbers divided by the total volume of air scrubbed.

(d) The term “small-sized plants” shall mean plants which process less than 3,720 kg/day (8,200 lbs/day) of raw materials.

§ 428.52 Effluent limitations guidelines representing the degree of effluent reduction attainable by the application of the best practicable control technology currently available.

Except as provided in §§ 125.30 through 125.32, any existing point source subject to this subpart shall achieve the following effluent limitations representing the degree of effluent reduction attainable by the application of the best practicable control technology currently available (BPT):

(a) The following limitations establish the quantity or quality of pollutants or pollutant properties, controlled by this section, which may be discharged by a point source subject to the provisions of this subpart after application of the best practicable control technology currently available:

Effluent characteristic	Effluent limitations	
	Maximum for any 1 day	Average of daily values for 30 consecutive days shall not exceed—
Metric units (kg/kg of raw material)		
Oil and grease	0.70	0.25
TSS	1.28	0.64
pH	(¹)	(¹)
English units (lb/1,000 lb of raw material)		
Oil and grease	0.70	0.25
TSS	1.28	0.65
pH	(¹)	(¹)

¹ Within the range 6.0 to 9.0.

(b) The following limitations establish the quantity or quality of pollutants or pollutant properties, controlled by this section, and attributable to lead-sheathed hose production, which may be discharged by a point source subject to the provisions of this subpart after application of the best practicable control technology currently available, in addition to the limitations set forth by § 428.52(a):

Effluent characteristic	Effluent limitations	
	Maximum for any 1 day	Average of daily values for 30 consecutive days shall not exceed—
Metric units (kg/kg of raw material)		
Lead	0.0017	0.0007
English units (lb/1,000 lb of raw material)		
Lead	0.0017	0.0007

(c) The following limitations establish the quantity or quality of pollutants or pollutant properties, controlled by this section, and attributable to wet scrubbers, which may be discharged by a point source subject to the provisions of this subpart after application of the best practicable control technology currently available, in addition to the limitations set forth by § 428.52(a):

§ 428.53

Effluent characteristic	Effluent limitations	
	Maximum for any 1 day	Average of daily values for 30 consecutive days shall not exceed—
	Metric units (kg/kkg of raw material equivalent)	
TSS	5.8	2.9
Effluent characteristic	Effluent limitations	
	Maximum for any 1 day	Average of daily values for 30 consecutive days shall not exceed—
	Metric units (kg/kkg of raw material equivalent)	
TSS	5.8	2.9
Effluent characteristic	Effluent limitations	
	Maximum for any 1 day	Average of daily values for 30 consecutive days shall not exceed—
	English units (lb/1,000 lb of raw material equivalent)	
TSS	5.8	2.9

[40 FR 2336, Jan. 10, 1975, as amended at 60 FR 33963, June 29, 1995]

§ 428.53 Effluent limitations guidelines representing the degree of effluent reduction attainable by the application of the best available technology economically achievable.

(a) The following limitations establish the quantity or quality of pollutants or pollutant properties, controlled by this section, which may be discharged by a point source subject to the provisions of this subpart after application of the best available technology economically achievable:

Effluent characteristic	Effluent limitations	
	Maximum for any 1 day	Average of daily values for 30 consecutive days shall not exceed—
	Metric units (kg/kkg of raw material)	
Oil and grease	0.70	0.25
TSS	1.28	0.64
pH	(¹)	(¹)
Effluent characteristic	Effluent limitations	
	Maximum for any 1 day	Average of daily values for 30 consecutive days shall not exceed—
	English units (lb/1,000 lb of raw material)	
Oil and grease	0.70	0.25
TSS	1.28	0.64
pH	(¹)	(¹)

¹ Within the range 6.0 to 9.0.

(b) The following limitations establish the quantity or quality of pollutants or pollutant properties, controlled by this section, and attributable to lead-sheathed hose production, which may be discharged by a point source subject to the provisions of this sub-

40 CFR Ch. I (7–1–21 Edition)

part after application of the best available technology economically achievable, in addition to the limitations set forth by § 428.53(a):

Effluent characteristic	Effluent limitations	
	Maximum for any 1 day	Average of daily values for 30 consecutive days shall not exceed—
	Metric units (kg/kkg of raw material)	
Lead	0.0017	0.0007
Effluent characteristic	Effluent limitations	
	Maximum for any 1 day	Average of daily values for 30 consecutive days shall not exceed—
	English units (lb/1,000 lb of raw material)	
Lead	0.0017	0.0007

(c) The following limitations establish the quantity or quality of pollutants or pollutant properties, controlled by this section, and attributable to wet scrubbers, which may be discharged by a point source subject to the provisions of this subpart after application of the best available technology economically achievable, in addition to the limitations set forth by § 428.53(a):

Effluent characteristic	Effluent limitations	
	Maximum for any 1 day	Average of daily values for 30 consecutive days shall not exceed—
	Metric units (kg/kkg of raw material equivalent)	
TSS	1.0	0.5
Effluent characteristic	Effluent limitations	
	Maximum for any 1 day	Average of daily values for 30 consecutive days shall not exceed—
	English units (lb/1,000 lb of raw material equivalent)	
TSS	1.0	0.5

§ 428.54 [Reserved]

§ 428.55 Standards of performance for new sources.

(a) The following standards of performance establish the quantity or quality of pollutants or pollutant properties, controlled by this section, which may be discharged by a new source subject to the provisions of this subpart:

Environmental Protection Agency

§ 428.60

Effluent characteristic	Effluent limitations	
	Maximum for any 1 day	Average of daily values for 30 consecutive days shall not exceed—
Metric units (kg/kg of raw material)		
Oil and grease	0.70	0.25
TSS	1.28	0.64
pH	(¹)	(¹)
English units (lb/1,000 lb of raw material)		
Oil and grease	0.70	0.25
TSS	1.28	0.64
pH	(¹)	(¹)

¹ Within the range 6.0 to 9.0.

(b) The following standards of performance establish the quantity or quality of pollutants or pollutant properties, controlled by this section, and attributable to lead-sheathed hose production, which may be discharged by a new source subject to the provisions of this subpart, in addition to the limitations set forth by § 428.55(a):

Effluent characteristic	Effluent limitations	
	Maximum for any 1 day	Average of daily values for 30 consecutive days shall not exceed—
Metric units (kg/kg of raw material)		
Lead	0.0017	0.0007
English units (lb/1,000 lb of raw material)		
Lead	0.0017	0.0007

§ 428.56 Pretreatment standards for new sources.

Any new source subject to this subpart that introduces process wastewater pollutants into a publicly owned treatment works must comply with 40 CFR part 403, in addition to the limitations set forth in paragraphs (a) and (b) of this section.

(a) The following pretreatment standard establishes the quantity or quality of pollutants or pollutant properties, controlled by this section, which may be discharged to a publicly owned treatment works by a new point source subject to the provisions of this subpart:

Pollutant or pollutant property	Pretreatment standard
pH	No limitation.
TSS	Do.
Oil and grease	100 mg/l daily maximum.

(b) The following pretreatment standard establishes the quantity or quality of pollutants or pollutant properties, controlled by this section, and attributable to lead-sheathed hose production, which may be discharged to a publicly owned treatment works by a new point source subject to the provisions of this subpart, in addition to the limitations set forth by § 428.56(a):

Pollutant or pollutant property	Pretreatment standards	
	Maximum for any 1 day	Average of daily values for thirty consecutive days shall not exceed—
Metric units (kg/kg of raw material)		
Lead	0.0017	0.0007
English units (lb/1,000 lb of raw material)		
Lead	0.0017	0.0007

[40 FR 2336, Jan. 10, 1975, as amended at 60 FR 33963, June 29, 1995]

Subpart F—Medium-Sized General Molded, Extruded, and Fabricated Rubber Plants Subcategory

SOURCE: 40 FR 2338, Jan. 10, 1975, unless otherwise noted.

§ 428.60 Applicability; description of the medium-sized general molded, extruded, and fabricated rubber plants subcategory.

The following provisions of this subpart are applicable to process waste water discharges resulting from the production of molded, extruded, and fabricated rubber products, foam rubber backing, rubber cement-dipped goods, and retreaded tires by medium-sized plants. Specifically excluded from the provisions of this subpart are the discharges resulting from the production of latex-based products, tires and inner tubes, and those discharges from textile plants subject to the provisions of part 410 of this chapter.

§ 428.61

40 CFR Ch. I (7–1–21 Edition)

§ 428.61 Specialized definitions.

For the purpose of this subpart:

(a) Except as provided below, the general definitions, abbreviations and methods of analysis set forth in part 401 of this chapter shall apply to this subpart.

(b) The term “raw material” shall mean all natural and synthetic rubber, carbon black, oils, chemical compounds, and fabric used in the manufacture of general molded, extruded, and fabricated rubber products.

(c) The term “raw material equivalent” shall be equal to the raw material usage multiplied by the volume of air scrubbed via wet scrubbers divided by the total volume of air scrubbed.

(d) The term “medium-sized plants” shall mean plants which process between 3,720 kg/day (8,200 lbs/day) and 10,430 kg/day (23,000 lbs/day) of raw materials.

§ 428.62 Effluent limitations guidelines representing the degree of effluent reduction attainable by the application of the best practicable control technology currently available.

Except as provided in §§ 125.30 through 125.32, any existing point source subject to this subpart shall achieve the following effluent limitations representing the degree of effluent reduction attainable by the application of the best practicable control technology currently available (BPT):

(a) The following limitations establish the quantity or quality of pollutants or pollutant properties, controlled by this section, which may be discharged by a point source subject to the provisions of this subpart after application of the best practicable control technology currently available:

Effluent characteristic	Effluent limitations	
	Maximum for any 1 day	Average of daily values for 30 consecutive days shall not exceed—
Metric units (kg/kg of raw material)		
Oil and grease	0.42	0.15
TSS	0.80	0.40
pH	(¹)	(¹)
English units (lb/1,000 lb of raw material)		
Oil and grease	0.42	0.15
TSS	0.80	0.40
pH	(¹)	(¹)

¹ Within the range 6.0 to 9.0.

(b) The following limitations establish the quantity or quality of pollutants or pollutant properties, controlled by this section, and attributable to leadsheathed hose production, which may be discharged by a point source subject to the provisions of this subpart after application of the best practicable control technology currently available, in addition to the limitations set forth by § 428.62(a):

Effluent characteristic	Effluent limitations	
	Maximum for any 1 day	Average of daily values for 30 consecutive days shall not exceed—
Metric units (kg/kg of raw material)		
Lead	0.0017	0.0007
English units (lb/1,000 lb of raw material)		
Lead	0.0017	0.0007

(c) The following limitations establish the quantity or quality of pollutants or pollutant properties, controlled by this section, and attributable to wet scrubbers, which may be discharged by a point source subject to the provisions of this subpart after application of the best practicable control technology currently available, in addition to the limitations set forth by § 428.62(a):

Environmental Protection Agency

Effluent characteristic	Effluent limitations	
	Maximum for any 1 day	Average of daily values for 30 consecutive days shall not exceed—
	Metric units (kg/kkg of raw material equivalent)	
TSS	5.8	2.9
Effluent characteristic	Effluent limitations	
	Maximum for any 1 day	Average of daily values for 30 consecutive days shall not exceed—
	Metric units (kg/kkg of raw material equivalent)	
TSS	5.8	2.9
Effluent characteristic	Effluent limitations	
	Maximum for any 1 day	Average of daily values for 30 consecutive days shall not exceed—
	English units (lb/1,000 lb of raw material equivalent)	
TSS	5.8	2.9

[40 FR 2338, Jan. 10, 1975, as amended at 60 FR 33963, June 29, 1995]

§ 428.63 Effluent limitations guidelines representing the degree of effluent reduction attainable by the application of the best available technology economically achievable.

(a) The following limitations establish the quantity or quality of pollutants or pollutant properties, controlled by this section, which may be discharged by a point source subject to the provisions of this subpart after application of the best available technology economically achievable:

Effluent characteristic	Effluent limitations	
	Maximum for any 1 day	Average of daily values for 30 consecutive days shall not exceed—
	Metric units (kg/kkg of raw material)	
Oil and grease	0.42	0.15
TSS	0.80	0.40
pH	(¹)	(¹)
Effluent characteristic	Effluent limitations	
	Maximum for any 1 day	Average of daily values for 30 consecutive days shall not exceed—
	English units (lb/1,000 lb of raw material)	
Oil and grease	0.42	0.15
TSS	0.80	0.40
pH	(¹)	(¹)

¹ Within the range 6.0 to 9.0.

(b) The following limitations establish the quantity or quality of pollutants or pollutant properties, controlled by this section, and attributable to lead-sheathed hose production, which may be discharged by a point source subject to the provisions of this sub-

§ 428.65

part after application of the best available technology economically achievable, in addition to the limitations set forth by § 428.63(a):

Effluent characteristic	Effluent limitations	
	Maximum for any 1 day	Average of daily values for 30 consecutive days shall not exceed—
	Metric units (kg/kkg of raw material)	
Lead	0.0017	0.0007
Effluent characteristic	Effluent limitations	
	Maximum for any 1 day	Average of daily values for 30 consecutive days shall not exceed—
	English units (lb/1,000 lb of raw material)	
Lead	0.0017	0.0007

(c) The following limitations establish the quantity or quality of pollutants or pollutant properties, controlled by this section, and attributable to wet scrubbers, which may be discharged by a point source subject to the provisions of this subpart after application of the best available technology economically achievable, in addition to the limitations set forth by § 428.63:

Effluent characteristic	Effluent limitations	
	Maximum for any 1 day	Average of daily values for 30 consecutive days shall not exceed—
	Metric units (kg/kkg of raw material equivalent)	
TSS	1.0	0.5
Effluent characteristic	Effluent limitations	
	Maximum for any 1 day	Average of daily values for 30 consecutive days shall not exceed—
	English units (lb/1,000 lb of raw material equivalent)	
TSS	1.0	0.5

§ 428.64 [Reserved]

§ 428.65 Standards of performance for new sources.

(a) The following standards of performance establish the quantity or quality of pollutants or pollutant properties, controlled by this section, which may be discharged by a new source subject to the provisions of this subpart:

§ 428.66

Effluent characteristic	Effluent limitations	
	Maximum for any 1 day	Average of daily values for 30 consecutive days shall not exceed—
Metric units (kg/kg of raw material)		
Oil and grease	0.42	0.15
TSS	0.80	0.40
pH	(¹)	(¹)
English units (lb/1,000 lb of raw material)		
Oil and grease	0.42	0.0
TSS	0.80	0.4
pH	(¹)	(¹)

¹ Within the range 6.0 to 9.0.

(b) The following standards of performance establish the quantity or quality of pollutants or pollutant properties, controlled by this section, and attributable to lead-sheathed hose production, which may be discharged by a new source subject to the provisions of this subpart, in addition to the limitations set forth by § 428.65(a):

Effluent characteristic	Effluent limitations	
	Maximum for any 1 day	Average of daily values for 30 consecutive days shall not exceed—
Metric units (kg/kg of raw material)		
Lead	0.0017	0.0007
English units (lb/1,000 lb of raw material)		
Lead	0.0017	0.0007

§ 428.66 Pretreatment standards for new sources.

Any new source subject to this subpart that introduces process wastewater pollutants into a publicly owned treatment works must comply with 40 CFR part 403, in addition to the limitations set forth in paragraphs (a) and (b) of this section.

(a) The following pretreatment standard establishes the quantity or quality of pollutants or pollutant properties controlled by this section which may be discharged to a publicly owned treatment works by a new point source subject to the provisions of this subpart:

40 CFR Ch. I (7–1–21 Edition)

Pollutant or pollutant property	Pretreatment standard
pH	No limitation.
TSS	Do.
Oil and grease	100 mg/l daily maximum.

(b) The following pretreatment standard establishes the quantity or quality of pollutants or pollutant properties, controlled by this section, and attributable to lead-sheathed hose production, which may be discharged to a publicly owned treatment works by a new point source subject to the provisions of this subpart, in addition to the limitations set forth by § 428.66(a):

Pollutant or pollutant property	Pretreatment standards	
	Maximum for any 1 day	Average of daily values for thirty consecutive days shall not exceed—
Metric units (kg/kg of raw material)		
Lead	0.0017	0.0007
English units (lb/1,000 lb of raw material)		
Lead	0.0017	0.0007

[40 FR 2338, Jan. 10, 1975, as amended at 60 FR 33963, June 29, 1995]

Subpart G—Large-Sized General Molded, Extruded, and Fabricated Rubber Plants Subcategory

SOURCE: 40 FR 2340, Jan. 10, 1975, unless otherwise noted.

§ 428.70 Applicability; description of the large-sized general molded, extruded, and fabricated rubber plants subcategory.

The following provisions of this subpart are applicable to process waste water discharges resulting from the production of molded, extruded, and fabricated rubber products, foam rubber backing, rubber cement-dipped goods, and retreaded tires by large-sized plants. Specifically excluded from the provisions of this subpart are the discharges resulting from the production of latex-based products, tires and inner tubes, and those discharges from textile plants subject to the provisions of part 410 of this chapter.

Environmental Protection Agency

§ 428.72

§ 428.71 Specialized definitions.

For the purpose of this subpart:

(a) Except as provided below, the general definitions, abbreviations and methods of analysis set forth in part 401 of this chapter shall apply to this subpart.

(b) The term “raw material” shall mean all natural and synthetic rubber, carbon black, oils, chemical compounds, and fabric used in the manufacture of general molded, extruded, and fabricated rubber products.

(c) The term “raw material equivalent” shall be equal to the raw material usage multiplied by the volume of air scrubbed via wet scrubbers divided by the total volume of air scrubbed.

(d) The term “large-sized plants” shall mean plants which process more than 10,430 kg/day (23,000 lbs/day) of raw materials.

§ 428.72 Effluent limitations guidelines representing the degree of effluent reduction attainable by the application of the best practicable control technology currently available.

Except as provided in §§ 125.30 through 125.32, any existing point source subject to this subpart shall achieve the following effluent limitations representing the degree of effluent reduction attainable by the application of the best practicable control technology currently available (BPT):

(a) The following limitations establish the quantity or quality of pollutants or pollutant properties, controlled by this section, which may be discharged by a point source subject to the provisions of this subpart after application of the best practicable control technology currently available:

Effluent characteristic	Effluent limitations	
	Maximum for any 1 day	Average of daily values for 30 consecutive days shall not exceed—
Metric units (kg/kg of raw material)		
Oil and grease	0.26	0.093
TSS	0.50	0.25
pH	(¹)	(¹)
English units (lb/1,000 lb of raw material)		
Oil and grease	0.26	0.093
TSS	0.50	0.25
pH	(¹)	(¹)

¹ Within the range 6.0 to 9.0.

(b) The following limitations establish the quantity or quality of pollutants or pollutant properties, controlled by this section, and attributable to lead-sheathed hose production, which may be discharged by a point source subject to the provisions of this subpart after application of the best practicable control technology currently available, in addition to the limitations set forth by § 428.72(a):

Effluent characteristic	Effluent limitations	
	Maximum for any 1 day	Average of daily values for 30 consecutive days shall not exceed—
Metric units (kg/kg of raw material)		
Lead	0.0017	0.0007
English units (lb/1,000 lb of raw material)		
Lead	0.0017	0.0007

(c) The following limitations establish the quantity or quality of pollutants or pollutant properties, controlled by this section, and attributable to wet scrubbers, which may be discharged by a point source subject to the provisions of this subpart after application of the best practicable control technology currently available, in addition to the limitations set forth by § 428.72(a):

§ 428.73

Effluent characteristic	Effluent limitations	
	Maximum for any 1 day	Average of daily values for 30 consecutive days shall not exceed—
	Metric units (kg/kkg of raw material equivalent)	
Lead	5.8	2.9
Effluent characteristic	Effluent limitations	
	Maximum for any 1 day	Average of daily values for 30 consecutive days shall not exceed—
	English units (lb/1,000 lb of raw material equivalent)	
Lead	5.8	2.9

[40 FR 2340, Jan. 10, 1975, as amended at 60 FR 33963, June 29, 1995]

§ 428.73 Effluent limitations guidelines representing the degree of effluent reduction attainable by the application of the best available technology economically achievable.

(a) The following limitations establish the quantity or quality of pollutants or pollutant properties, controlled by this section, which may be discharged by a point source subject to the provisions of this subpart after application of the best available technology economically achievable:

Effluent characteristic	Effluent limitations	
	Maximum for any 1 day	Average of daily values for 30 consecutive days shall not exceed—
	Metric units (kg/kkg of raw material)	
Oil and grease	0.26	0.093
TSS	0.50	0.25
pH	(¹)	(¹)
Effluent characteristic	Effluent limitations	
	Maximum for any 1 day	Average of daily values for 30 consecutive days shall not exceed—
	English units (lb/1,000 lb of raw material)	
Oil and grease	0.26	0.093
TSS	0.50	0.25
pH	(¹)	(¹)

¹ Within the range 6.0 to 9.0.

(b) The following limitations establish the quantity or quality of pollutants or pollutant properties, controlled by this section, and attributable to lead-sheathed hose production, which may be discharged by a point source subject to the provisions of this sub-

40 CFR Ch. I (7–1–21 Edition)

part after application of the best available technology economically achievable, in addition to the limitations set forth by § 428.73(a):

Effluent characteristic	Effluent limitations	
	Maximum for any 1 day	Average of daily values for 30 consecutive days shall not exceed—
	Metric units (kg/kkg of raw material)	
Lead	0.0017	0.0007
Effluent characteristic	Effluent limitations	
	Maximum for any 1 day	Average of daily values for 30 consecutive days shall not exceed—
	English units (lb/1,000 lb of raw material)	
Lead	0.0017	0.0007

(c) The following limitations establish the quantity or quality of pollutants or pollutant properties, controlled by this section, and attributable to wet scrubbers, which may be discharged by a point source subject to the provisions of this subpart after application of the best available technology economically achievable, in addition to the limitations set forth by § 428.73(a):

Effluent characteristic	Effluent limitations	
	Maximum for any 1 day	Average of daily values for 30 consecutive days shall not exceed—
	Metric units (kg/kkg of raw material equivalent)	
Lead	1.0	0.5
Effluent characteristic	Effluent limitations	
	Maximum for any 1 day	Average of daily values for 30 consecutive days shall not exceed—
	English units (lb/1,000 lb of raw material equivalent)	
Lead	1.0	0.5

§ 428.74 [Reserved]

§ 428.75 Standards of performance for new sources.

(a) The following standards of performance establish the quantity or quality of pollutants or pollutant properties, controlled by this section, which may be discharged by a new source subject to the provisions of this subpart:

Environmental Protection Agency

§ 428.81

Effluent characteristic	Effluent limitations	
	Maximum for any 1 day	Average of daily values for 30 consecutive days shall not exceed—
Metric units (kg/kg of raw material)		
Oil and grease	0.26	0.093
TSS	0.50	0.25
pH	(¹)	(¹)
English units (lb/1,000 lb of raw material)		
Oil and grease	0.26	0.093
TSS	0.50	0.25
pH	(¹)	(¹)

¹ Within the range 6.0 to 9.0.

(b) The following standards of performance establish the quantity or quality of pollutants or pollutant properties, controlled by this section and attributable to lead-sheathed hose production, which may be discharged by a new source subject to the provisions of this subpart, in addition to the limitations set forth by § 428.75(a):

Effluent characteristic	Effluent limitations	
	Maximum for any 1 day	Average of daily values for 30 consecutive days shall not exceed—
Metric units (kg/kg of raw material)		
Lead	0.0017	0.0007
English units (lb/1,000 lb of raw material)		
Lead	0.0017	0.0007

§ 428.76 Pretreatment standards for new sources.

Any new source subject to this subpart that introduces process wastewater pollutants into a publicly owned treatment works must comply with 40 CFR part 403, in addition to the limitations set forth in paragraphs (a) and (b) of this section.

(a) The following pretreatment standard establishes the quantity or quality of pollutants or pollutant properties, controlled by this section, which may be discharged to a publicly owned treatment works by a new point source subject to the provisions of this subpart:

Pollutant or pollutant property	Pretreatment standard
pH	No limitation.
TSS	Do.
Oil and grease	100 mg/l daily maximum.

(b) The following pretreatment standard establishes the quantity or quality of pollutants or pollutant properties controlled by this section, and attributable to lead-sheathed hose production, which may be discharged to a publicly owned treatment works by a new point source subject to the provisions of this subpart, in addition to the limitations set forth by § 428.76(a):

Effluent characteristic	Effluent limitations	
	Maximum for any 1 day	Average of daily values for 30 consecutive days shall not exceed—
Metric units (kg/kg of raw material)		
Lead	0.0017	0.0007
English units (lb/1,000 lb of raw material)		
Lead	0.0017	0.0007

[40 FR 2340, Jan. 10, 1975, as amended at 60 FR 33963, June 29, 1995]

Subpart H—Wet Digestion Reclaimed Rubber Subcategory

SOURCE: 40 FR 2341, Jan. 10, 1975, unless otherwise noted.

§ 428.80 Applicability; description of the wet digestion reclaimed rubber subcategory.

The provisions of this subpart are applicable to process waste water discharges resulting from the production of reclaimed rubber by use of the wet digestion process.

§ 428.81 Specialized definitions.

For the purpose of this subpart:

(a) Except as provided below, the general definitions, abbreviations and methods of analysis set forth in part 401 of this chapter shall apply to this subpart.

§ 428.82

§ 428.82 Effluent limitations guidelines representing the degree of effluent reduction attainable by the application of the best practicable control technology currently available.

Except as provided in §§ 125.30 through 125.32, any existing point source subject to this subpart shall achieve the following effluent limitations representing the degree of effluent reduction attainable by the application of the best practicable control technology currently available (BPT):

Effluent characteristic	Effluent limitations	
	Maximum for any 1 day	Average of daily values for 30 consecutive days shall not exceed—
Metric units (kg/kg of product)		
COD	14.7	6.11
Oil and grease	0.40	0.144
TSS	1.04	0.52
pH	(¹)	(¹)
English units (lb/1,000 lb of product)		
COD	14.7	6.11
Oil and grease	0.40	0.144
TSS	1.04	0.52
pH	(¹)	(¹)

¹ Within the range 6.0 to 9.0.

[40 FR 2341, Jan. 10, 1975, as amended at 60 FR 33963, June 29, 1995]

§ 428.83 Effluent limitations guidelines representing the degree of effluent reduction attainable by the application of the best available technology economically achievable.

The following limitations establish the quantity or quality of pollutants or pollutant properties, controlled by this section, which may be discharged by a point source subject to the provisions of this subpart after application of the best available technology economically achievable:

40 CFR Ch. I (7–1–21 Edition)

Effluent characteristic	Effluent limitations	
	Maximum for any 1 day	Average of daily values for 30 consecutive days shall not exceed—
Metric units (kg/kg of product)		
COD	14.7	6.11
Oil and grease	0.40	0.144
TSS	1.04	0.52
pH	(¹)	(¹)
English units (lb/1,000 lb of product)		
COD	14.7	6.11
Oil and grease	0.40	0.144
TSS	1.04	0.52
pH	(¹)	(¹)

¹ Within the range 6.0 to 9.0.

§ 428.84 [Reserved]

§ 428.85 Standards of performance for new sources.

The following standards of performance establish the quantity or quality of pollutants or pollutant properties, controlled by this section, which may be discharged by a new source subject to the provisions of this subpart:

Effluent characteristic	Effluent limitations	
	Maximum for any 1 day	Average of daily values for 30 consecutive days shall not exceed—
Metric units (kg/kg of product)		
COD	14.7	6.11
Oil and grease	0.40	0.144
TSS	1.04	0.52
pH	(¹)	(¹)
English units (lb/1,000 lb of product)		
COD	14.7	6.11
Oil and grease	0.40	0.144
TSS	1.04	0.52
pH	(¹)	(¹)

¹ Within the range 6.0 to 9.0.

§ 428.86 Pretreatment standards for new sources.

Any new source subject to this subpart that introduces process wastewater pollutants into a publicly owned treatment works must comply with 40 CFR part 403. In addition, the following pretreatment standard establishes the quantity or quality of pollutants or pollutant properties, controlled by this section, which may be discharged to a publicly owned treatment works by a

Environmental Protection Agency

§ 428.92

new point source subject to the provisions of this subpart:

Pollutant or pollutant property	Pretreatment standards	
	Maximum for any 1 day	Average of daily values for 30 consecutive days shall not exceed—
Metric units (kg/kg of product)		
COD	14.7	6.11
Oil and grease	(¹)	(¹)
TSS	(²)	(²)
pH	(²)	(²)
English units (lb/1,000 lb of product)		
COD	14.7	6.11
Oil and grease	(¹)	(¹)
TSS	(²)	(²)
pH	(²)	(²)

¹ 100 mg/l.

² No limitation.

[40 FR 2341, Jan. 10, 1975, as amended at 60 FR 33964, June 29, 1995]

Subpart I—Pan, Dry Digestion, and Mechanical Reclaimed Rubber Subcategory

SOURCE: 40 FR 2342, Jan. 10, 1975, unless otherwise noted.

§ 428.90 Applicability; description of the pan, dry digestion, and mechanical reclaimed rubber subcategory.

The provisions of this subpart are applicable to process waste water discharges resulting from the production of reclaimed rubber except when produced by the wet digestion process.

§ 428.91 Specialized definitions.

For the purpose of this subpart:

(a) Except as provided below, the general definitions, abbreviations and methods of analysis set forth in part 401 of this chapter shall apply to this subpart.

§ 428.92 Effluent limitations guidelines representing the degree of effluent reduction attainable by the application of the best practicable control technology currently available.

Except as provided in §§ 125.30 through 125.32, any existing point source subject to this subpart shall achieve the following effluent limitations representing the degree of efflu-

ent reduction attainable by the application of the best practicable control technology currently available (BPT):

(a) The following limitations establish the quantity or quality of pollutants or pollutant properties controlled by this section, which may be discharged by a point source subject to the provisions of this subpart after application of the best practicable control technology currently available:

Effluent characteristic	Effluent limitations	
	Maximum for any 1 day	Average of daily values for 30 consecutive days shall not exceed—
Metric units (kg/kg of product)		
Oil and grease	0.40	0.144
TSS	0.384	0.192
pH	(¹)	(¹)
English units (lb/1,000 lb of product)		
Oil and grease	0.40	0.144
TSS	0.384	0.192
pH	(¹)	(¹)

¹ Within the range 6.0 to 9.0.

(b) The following limitations establish the quantity or quality of pollutants or pollutant properties, controlled by this section and attributable to pan, dry digestion, and mechanical reclaimed rubber processes which are integrated with a wet digestion reclaimed process, which may be discharged by a point source subject to the provisions of this subpart after application of the best practicable control technology currently available, in addition to the limitations set forth by § 428.92(a):

Effluent characteristic	Effluent limitations	
	Maximum for any 1 day	Average of daily values for 30 consecutive days shall not exceed—
Metric units (kg/kg of product)		
COD	6.7	2.8
English units (lb/1,000 lb of product)		
COD	6.7	2.8

[40 FR 2342, Jan. 10, 1975, as amended at 60 FR 33964, June 29, 1995]

§ 428.93

§ 428.93 Effluent limitations guidelines representing the degree of effluent reduction attainable by the application of the best available technology economically achievable.

(a) The following limitations establish the quantity or quality of pollutants or pollutant properties, controlled by this section, which may be discharged by a point source subject to the provisions of this subpart after application of the best available technology economically achievable:

Effluent characteristic	Effluent limitations	
	Maximum for any 1 day	Average of daily values for 30 consecutive days shall not exceed—
	Metric units (kg/kg of product)	
Oil and grease	0.40	0.144
TSS	0.384	0.192
pH	(¹)	(¹)
	English units (lb/1,000 lb of product)	
	Maximum for any 1 day	Average of daily values for 30 consecutive days shall not exceed—
	Metric units (kg/kg of product)	
Oil and grease	0.40	0.144
TSS	0.384	0.192
pH	(¹)	(¹)

¹ Within the range 6.0 to 9.0.

(b) The following limitations establish the quantity or quality of pollutants or pollutant properties, controlled by this section, and attributable to pan, dry digestion, and mechanical reclaimed rubber processes which are integrated with a wet digestion reclaimed rubber process, which may be discharged by a point source subject to the provisions of this subpart after application of the best available technology economically achievable in addition to the limitations set forth by § 428.93(a):

Effluent characteristic	Effluent limitations	
	Maximum for any 1 day	Average of daily values for 30 consecutive days shall not exceed—
	Metric units (kg/kg of product)	
COD	6.7	2.8
	English units (lb/1,000 lb of product)	
	Maximum for any 1 day	Average of daily values for 30 consecutive days shall not exceed—
	Metric units (kg/kg of product)	
COD	6.7	2.8

40 CFR Ch. I (7–1–21 Edition)

§ 428.94 [Reserved]

§ 428.95 Standards of performance for new sources.

(a) The following standards of performance establish the quantity or quality of pollutants or pollutant properties, controlled by this section, which may be discharged by a new source subject to the provisions of this subpart:

Effluent characteristic	Effluent limitations	
	Maximum for any 1 day	Average of daily values for 30 consecutive days shall not exceed—
	Metric units (kg/kg of product)	
Oil and grease	0.40	0.144
TSS	0.384	0.192
pH	(¹)	(¹)
	English units (lb/1,000 lb of product)	
	Maximum for any 1 day	Average of daily values for 30 consecutive days shall not exceed—
	Metric units (kg/kg of product)	
Oil and grease	0.40	0.144
TSS	0.384	0.192
pH	(¹)	(¹)

¹ Within the range 6.0 to 9.0.

(b) The following standards of performance establish the quantity or quality of pollutants or pollutant properties, controlled by this section and attributable to pan, dry digestion, and mechanical reclaimed rubber processes which are integrated with a wet digestion reclaimed rubber process, which may be discharged by a new source subject to the provisions of this subpart, in addition to the limitations set forth by § 428.95:

Effluent characteristic	Effluent limitations	
	Maximum for any 1 day	Average of daily values for 30 consecutive days shall not exceed—
	Metric units (kg/kg of product)	
COD	6.7	2.8
	English units (lb/1,000 lb of product)	
	Maximum for any 1 day	Average of daily values for 30 consecutive days shall not exceed—
	Metric units (kg/kg of product)	
COD	6.7	2.8

§ 428.96 Pretreatment standards for new sources.

Any new source subject to this subpart that introduces process wastewater pollutants into a publicly owned

Environmental Protection Agency

§ 428.102

treatment works must comply with 40 CFR part 403, in addition to the limitations set forth in paragraphs (a) and (b) of this section.

(a) The following pretreatment standard establishes the quantity or quality of pollutants or pollutant properties, controlled by this section, which may be discharged to a publicly owned treatment works by a new point source subject to the provisions of this subpart:

Pollutant or pollutant property	Pretreatment standard
pH	No limitation.
TSS	Do.
Oil and grease	100 mg/l daily maximum.

(b) The following pretreatment standard establishes the quantity or quality or pollutant properties controlled by this section and attributable to pan, dry digestion, and mechanical reclaimed rubber processes which are integrated with a wet digestion reclaimed rubber process, which may be discharged to a publicly owned treatment works by a new point source subject to the provisions of this subpart, in addition to the limitations set forth by § 428.96(a):

Pollutant or pollutant property	Pretreatment standards	
	Maximum for any 1 day	Average of daily values for 30 consecutive days shall not exceed—
Metric units (kg/kg of product)		
COD	6.7	2.8
English units (lb/1,000 lb of product)		
COD	6.7	2.8

[40 FR 2342, Jan. 10, 1975, as amended at 60 FR 33964, June 29, 1995]

Subpart J—Latex-Dipped, Latex-Extruded, and Latex-Molded Rubber Subcategory

SOURCE: 40 FR 2344, Jan. 10, 1975, unless otherwise noted.

§ 428.100 Applicability; description of the latex-dipped, latex-extruded, and latex-molded rubber subcategory.

The provisions of this subpart are applicable to process waste water discharges resulting from the manufacture of latex-dipped, latex-extruded, and latex-molded products with the exception of those discharges from textile plants subject to the provisions of part 410 of this chapter.

§ 428.101 Specialized definitions.

For the purpose of this subpart:

(a) Except as provided below, the general definitions, abbreviations and methods of analysis set forth in part 401 of this chapter shall apply to this subpart.

(b) The term “chromium” shall mean total chromium.

(c) The term “raw material” shall mean all latex solids used in the manufacture of latex-dipped, latex-extruded, and latex-molded products.

§ 428.102 Effluent limitations guidelines representing the degree of effluent reduction attainable by the application of the best practicable control technology currently available.

Except as provided in §§ 125.30 through 125.32, any existing point source subject to this subpart shall achieve the following effluent limitations representing the degree of effluent reduction attainable by the application of the best practicable control technology currently available (BPT):

(a) The following limitations establish the quantity or quality of pollutants or pollutant properties, controlled by this section, which may be discharged by a point source subject to the provisions of this subpart after application of the best practicable control technology currently available:

§ 428.103

Effluent characteristic	Effluent limitations	
	Maximum for any 1 day	Average of daily values for 30 consecutive days shall not exceed—
	Metric units (kg/kkg of raw material)	
Oil and grease	2.0	0.73
BOD ₅	3.72	2.20
TSS	6.96	2.90
pH	(¹)	(¹)
	English units (lb/1,000 lb of raw material)	
	Maximum for any 1 day	Average of daily values for 30 consecutive days shall not exceed—
	Metric units (kg/kkg of raw material)	
Oil and grease	2.0	0.73
BOD ₅	3.72	2.20
TSS	6.96	2.90
pH	(¹)	(¹)

¹ Within the range 6.0 to 9.0.

(b) The following limitations establish the quantity or quality of pollutants or pollutant properties, controlled by this section, and attributable to plants employing the chromic acid form-cleaning operation, by a point source subject to the provisions of this subpart after application of the best practicable control technology currently available, in addition to the limitations set forth by § 428.102(a):

Effluent characteristic	Effluent limitations	
	Maximum for any 1 day	Average of daily values for 30 consecutive days shall not exceed—
	Metric units (kg/kkg of raw material)	
Chromium	0.0086	0.0036
	English units (lb/1,000 lb of raw material)	
	Maximum for any 1 day	Average of daily values for 30 consecutive days shall not exceed—
	Metric units (kg/kkg of raw material)	
Chromium	0.0086	0.0036

[40 FR 2344, Jan. 10, 1975, as amended at 60 FR 33964, June 29, 1995]

§ 428.103 Effluent limitations guidelines representing the degree of effluent reduction attainable by the application of the best available technology economically achievable.

(a) The following limitations establish the quantity or quality of pollutants or pollutant properties, controlled by this section, which may be discharged by a point source subject to the provisions of this subpart after ap-

40 CFR Ch. I (7–1–21 Edition)

plication of the best available technology economically achievable:

Effluent characteristic	Effluent limitations	
	Maximum for any 1 day	Average of daily values for 30 consecutive days shall not exceed—
	Metric units (kg/kkg of raw material)	
Oil and grease	2.0	0.73
BOD ₅	3.72	2.20
TSS	6.96	2.90
pH	(¹)	(¹)
	English units (lb/1,000 lb of raw material)	
	Maximum for any 1 day	Average of daily values for 30 consecutive days shall not exceed—
	Metric units (kg/kkg of raw material)	
Oil and grease	2.0	0.73
BOD ₅	3.72	2.20
TSS	6.96	2.90
pH	(¹)	(¹)

¹ Within the range 6.0 to 9.0.

(b) The following limitations establish the quantity or quality of pollutants or pollutant properties, controlled by this section and attributable to plants employing the chromic acid form-cleaning operation, by a point source subject to the provisions of this subpart after application of the best available technology economically achievable, in addition to the limitations set forth by § 428.103(a):

Effluent characteristic	Effluent limitations	
	Maximum for any 1 day	Average of daily values for 30 consecutive days shall not exceed—
	Metric units (kg/kkg of raw material)	
Chromium	0.0086	0.0036
	English units (lb/1,000 lb of raw material)	
	Maximum for any 1 day	Average of daily values for 30 consecutive days shall not exceed—
	Metric units (kg/kkg of raw material)	
Chromium	0.0086	0.0036

§ 428.104 [Reserved]

§ 428.105 Standards of performance for new sources.

(a) The following standards of performance establish the quantity or quality of pollutants or pollutant properties, controlled by this section, which may be discharged by a new source subject to the provisions of this subpart:

Environmental Protection Agency

§ 428.111

Effluent characteristic	Effluent limitations	
	Maximum for any 1 day	Average of daily values for 30 consecutive days shall not exceed—
Metric units (kg/kg of raw material)		
Oil and grease	2.0	0.73
BOD ₅	3.72	2.20
TSS	6.96	2.90
pH	(¹)	(¹)
English units (lb/1,000 lb of raw material)		
Oil and grease	2.0	0.73
BOD ₅	3.72	2.20
TSS	6.96	2.90
pH	(¹)	(¹)

¹ Within the range 6.0 to 9.0.

(b) The following standards of performance establish the quantity or quality of pollutants or pollutant properties, controlled by this section, and attributable to plants employing the chromic acid form-cleaning operation, which may be discharged by a new source subject to the provisions of this subpart, in addition to the limitations set forth by § 428.102(a):

Effluent characteristic	Effluent limitations	
	Maximum for any 1 day	Average of daily values for 30 consecutive days shall not exceed—
Metric units (kg/kg of raw material)		
Chromium	0.0086	0.0036
English units (lb/1,000 lb of raw material)		
Chromium	0.0086	0.0036

§ 428.106 Pretreatment standards for new sources.

Any new source subject to this subpart that introduces process wastewater pollutants into a publicly owned treatment works must comply with 40 CFR part 403, in addition to the limitations set forth in paragraphs (a) and (b) of this section.

(a) The following pretreatment standard establishes the quantity or quality of pollutants or pollutant properties, controlled by this section, which may be discharged to a publicly owned treatment works by a new point

source subject to the provisions of this subpart:

Pollutant or pollutant property	Pretreatment standard
pH	No limitation.
BOD ₅	Do.
TSS	Do.
Oil and grease	100 mg/l daily maximum.

(b) The following pretreatment standard establishes the quantity or quality of pollutant properties controlled by this section and attributable to plants employing the chromic acid form-cleaning operation, which may be discharged to a publicly owned treatment works by a new point source subject to the provisions of this subpart, in addition to the limitations set forth by § 428.106(a):

Pollutant or pollutant property	Pretreatment standards	
	Maximum for any 1 day	Average of daily values for 30 consecutive days shall not exceed—
Metric units (kg/kg of raw material)		
Chromium	0.0086	0.0036
English units (lb/1,000 lb of raw material)		
Chromium	0.0086	0.0036

[40 FR 2344, Jan. 10, 1975, as amended at 60 FR 33964, June 29, 1995]

Subpart K—Latex Foam Subcategory

SOURCE: 40 FR 2345, Jan. 10, 1975, unless otherwise noted.

§ 428.110 Applicability; description of the latex foam subcategory.

The provisions of this subpart are applicable to process waste water discharges resulting from the manufacture of latex foam except for those discharges from textile plants subject to the provisions of part 410 of this chapter.

§ 428.111 Specialized definitions.

For the purpose of this subpart:

(a) Except as provided below, the general definitions, abbreviations and methods of analysis set forth in part

§ 428.112

401 of this chapter shall apply to this subpart.

(b) The term “raw material” shall mean all latex solids used in the manufacture of latex foam.

§ 428.112 Effluent limitations guidelines representing the degree of effluent reduction attainable by the application of the best practicable control technology currently available.

Except as provided in §§ 125.30 through 125.32, any existing point source subject to this subpart shall achieve the following effluent limitations representing the degree of effluent reduction attainable by the application of the best practicable control technology currently available (BPT):

Effluent characteristic	Effluent limitations	
	Maximum for any 1 day	Average of daily values for 30 consecutive days shall not exceed—
Metric units (kg/kg of raw material)		
Zinc	0.058	0.024
BOD ₅	2.4	1.4
TSS	2.26	0.94
pH	(¹)	(¹)
English units (lb/1,000 lb of raw material)		
Zinc	0.058	0.024
BOD ₅	2.4	1.4
TSS	2.26	0.94
pH	(¹)	(¹)

¹ Within the range 6.0 to 9.0.

[40 FR 2345, Jan. 10, 1975, as amended at 60 FR 33964, June 29, 1995]

§ 428.113 Effluent limitations guidelines representing the degree of effluent reduction attainable by the application of the best available technology economically achievable.

The following limitations establish the quantity or quality of pollutants or pollutant properties, controlled by this section, which may be discharged by a point source subject to the provisions of this subpart after application of the best available technology economically achievable:

40 CFR Ch. I (7–1–21 Edition)

Effluent characteristic	Effluent limitations	
	Maximum for any 1 day	Average of daily values for 30 consecutive days shall not exceed—
Metric units (kg/kg of raw material)		
Zinc	0.058	0.024
BOD ₅	2.4	1.4
TSS	2.26	0.94
pH	(¹)	(¹)
English units (lb/1,000 lb of raw material)		
Zinc	0.058	0.024
BOD ₅	2.4	1.4
TSS	2.26	0.94
pH	(¹)	(¹)

¹ Within the range 6.0 to 9.0.

§ 428.114 [Reserved]

§ 428.115 Standards of performance for new sources.

The following standards of performance establish the quantity or quality of pollutants or pollutant properties, controlled by this section, which may be discharged by a new source subject to the provisions of this subpart:

Effluent characteristic	Effluent limitations	
	Maximum for any 1 day	Average of daily values for 30 consecutive days shall not exceed—
Metric units (kg/kg of raw material)		
Zinc	0.058	0.024
BOD ₅	2.4	1.4
TSS	2.26	0.94
pH	(¹)	(¹)
English units (lb/1,000 lb of raw material)		
Zinc	0.058	0.024
BOD ₅	2.4	1.4
TSS	2.26	0.94
pH	(¹)	(¹)

¹ Within the range 6.0 to 9.0.

§ 428.116 Pretreatment standards for new sources.

Any new source subject to this subpart that introduces process wastewater pollutants into a publicly owned treatment works must comply with 40 CFR part 403. In addition, the following pretreatment standard establishes the quantity or quality of pollutants or pollutant properties, controlled by this

section, which may be discharged to a publicly owned treatment works by a new point source subject to the provisions of this subpart:

Pollutant or pollutant property	Pretreatment standards	
	Maximum for any 1 day	Average of daily values for 30 consecutive days shall not exceed—
	Metric units (kg/kg of raw material)	
Zinc	0.058	0.024
BOD ₅	(¹)	(¹)
TSS	(¹)	(¹)
pH	(¹)	(¹)
	English units (lb/1,000 lb of raw material)	
Zinc	0.058	0.024
BOD ₅	(¹)	(¹)
TSS	(¹)	(¹)
pH	(¹)	(¹)

¹ No limitation.

[40 FR 2345, Jan. 10, 1975, as amended at 60 FR 33964, June 29, 1995]

PART 429—TIMBER PRODUCTS PROCESSING POINT SOURCE CATEGORY

GENERAL PROVISIONS

Sec.

429.10 Applicability.

429.11 General definitions.

429.12 Monitoring requirements. [Reserved]

Subpart A—Barking Subcategory

429.20 Applicability; description of the barking subcategory.

429.21 Effluent limitations representing the degree of effluent reduction attainable by the application of the best practicable control technology currently available (BPT).

429.22 Effluent limitations representing the degree of effluent reduction attainable by the application of the best conventional pollutant control technology (BCT). [Reserved]

429.23 Effluent limitations representing the degree of effluent reduction attainable by the application of the best available technology economically achievable (BAT). [Reserved]

429.24 New source performance standards (NSPS).

429.25 Pretreatment standards for existing sources (PSES).

429.26 Pretreatment standards for new sources (PSNS).

Subpart B—Veneer Subcategory

429.30 Applicability; description of the veneer subcategory.

429.31 Effluent limitations representing the degree of effluent reduction attainable by the application of the best practicable control technology currently available (BPT).

429.32 Effluent limitations representing the degree of effluent reduction attainable by the application of the best conventional pollutant control technology (BCT). [Reserved]

429.33 Effluent limitations representing the degree of effluent reduction attainable by the application of the best available technology economically achievable (BAT).

429.34 New source performance standards (NSPS).

429.35 Pretreatment standards for existing sources (PSES).

429.36 Pretreatment standards for new sources (PSNS).

Subpart C—Plywood Subcategory

429.40 Applicability; description of the plywood subcategory.

429.41 Effluent limitations representing the degree of effluent reduction attainable by the application of the best practicable control technology currently available (BPT).

429.42 Effluent limitations representing the degree of effluent reduction attainable by the application of the best conventional pollutant control technology (BCT). [Reserved]

429.43 Effluent limitations representing the degree of effluent reduction attainable by the application of the best available technology economically achievable (BAT).

429.44 New source performance standards (NSPS).

429.45 Pretreatment standards for existing sources (PSES).

429.46 Pretreatment standards for new sources (PSNS).

Subpart D—Dry Process Hardboard Subcategory

429.50 Applicability; description of the dry process hardboard subcategory.

429.51 Effluent limitations representing the degree of effluent reduction attainable by the application of the best practicable control technology currently available (BPT).

429.52 Effluent limitations representing the degree of effluent reduction attainable by the application of the best conventional pollutant control technology (BCT). [Reserved]

Pt. 429

40 CFR Ch. I (7–1–21 Edition)

- 429.53 Effluent limitations representing the degree of effluent reduction attainable by the application of the best available technology economically achievable (BAT).
- 429.54 New source performance standards (NSPS).
- 429.55 Pretreatment standards for existing sources (PSES).
- 429.56 Pretreatment standards for new sources (PSNS).

Subpart E—Wet Process Hardboard Subcategory

- 429.60 Applicability; description of the wet process hardboard subcategory.
- 429.61 Effluent limitations representing the degree of effluent reduction attainable by the application of the best practicable control technology currently available (BPT).
- 429.62 [Reserved]
- 429.63 Effluent limitations representing the degree of effluent reduction attainable by the application of the best available technology economically achievable (BAT). [Reserved]
- 429.64 New source performance standards (NSPS).
- 429.65 Pretreatment standards for existing sources (PSES).
- 429.66 Pretreatment standards for new sources (PSNS).

Subpart F—Wood Preserving—Water Borne or Nonpressure Subcategory

- 429.70 Applicability; description of the wood preserving—water borne or nonpressure subcategory.
- 429.71 Effluent limitations representing the degree of effluent reduction attainable by the application of the best practicable control technology currently available (BPT).
- 429.72 Effluent limitations representing the degree of effluent reduction attainable by the application of the best conventional pollutant control technology (BCT). [Reserved]
- 429.73 Effluent limitations representing the degree of effluent reduction attainable by the application of the best available technology economically achievable (BAT).
- 429.74 New source performance standards (NSPS).
- 429.75 Pretreatment standards for existing sources (PSES).
- 429.76 Pretreatment standards for new sources (PSNS).

Subpart G—Wood Preserving—Steam Subcategory

- 429.80 Applicability; description of the wood preserving—steam subcategory.
- 429.81 Effluent limitations representing the degree of effluent reduction attainable by the application of the best practicable control technology currently available (BPT).
- 429.82 Effluent limitations representing the degree of effluent reduction attainable by the application of the best conventional pollutant control technology (BCT). [Reserved]
- 429.83 Effluent limitations representing the degree of effluent reduction attainable by the application of the best available technology economically achievable (BAT). [Reserved]
- 429.84 New source performance standards (NSPS).
- 429.85 Pretreatment standards for existing sources (PSES).
- 429.86 Pretreatment standards for new sources (PSNS).

Subpart H—Wood Preserving—Boulton Subcategory

- 429.90 Applicability; description of the wood preserving—Boulton subcategory.
- 429.91 Effluent limitations representing the degree of effluent reduction attainable by the application of the best practicable control technology currently available (BPT).
- 429.92 Effluent limitations representing the degree of effluent reduction attainable by the application of the best conventional pollutant control technology (BCT). [Reserved]
- 429.93 Effluent limitations representing the degree of effluent reduction attainable by the application of the best available technology economically achievable (BAT).
- 429.94 New source performance standards (NSPS).
- 429.95 Pretreatment standards for existing sources (PSES).
- 429.96 Pretreatment standards for new sources (PSNS).

Subpart I—Wet Storage Subcategory

- 429.100 Applicability; description of the wet storage subcategory.
- 429.101 Effluent limitations representing the degree of effluent reduction attainable by the application of the best practicable control technology currently available (BPT).

Environmental Protection Agency

Pt. 429

- 429.102 Effluent limitations representing the degree of effluent reduction attainable by the application of the best conventional pollutant control technology (BCT). [Reserved]
- 429.103 Effluent limitations representing the degree of effluent reduction attainable by the application of the best available technology economically achievable (BAT).
- 429.104 New source performance standards (NSPS).
- 429.105 Pretreatment standards for existing sources (PSES).
- 429.106 Pretreatment standards for new sources (PSNS).

Subpart J—Log Washing Subcategory

- 429.110 Applicability; description of the log washing subcategory.
- 429.111 Effluent limitations representing the degree of effluent reduction attainable by the application of the best practicable control technology currently available (BPT).
- 429.112 Effluent limitations representing the degree of effluent reduction attainable by the application of the best conventional pollutant control technology (BCT). [Reserved]
- 429.113 Effluent limitations representing the degree of effluent reduction attainable by the application of the best available technology economically achievable (BAT).
- 429.114 New source performance standards (NSPS).
- 429.115 Pretreatment standards for existing sources (PSES).
- 429.116 Pretreatment standards for new sources (PSNS).

Subpart K—Sawmills and Planing Mills Subcategory

- 429.120 Applicability; description of the sawmills and planing mills subcategory.
- 429.121 Effluent limitations representing the degree of effluent reduction attainable by the application of the best practicable control technology currently available (BPT).
- 429.122 Effluent limitations representing the degree of effluent reduction attainable by the application of the best conventional pollutant control technology (BCT). [Reserved]
- 429.123 Effluent limitations representing the degree of effluent reduction attainable by the application of the best available technology economically achievable (BAT).
- 429.124 New source performance standards (NSPS).
- 429.125 Pretreatment standards for existing sources (PSES).

- 429.126 Pretreatment standards for new sources (PSNS).

Subpart L—Finishing Subcategory

- 429.130 Applicability; description of the finishing subcategory.
- 429.131 Effluent limitations representing the degree of effluent reduction attainable by the application of the best practicable control technology currently available (BPT).
- 429.132 Effluent limitations representing the degree of effluent reduction attainable by the application of the best conventional pollutant control technology (BCT). [Reserved]
- 429.133 Effluent limitations representing the degree of effluent reduction attainable by the application of the best available technology economically achievable (BAT).
- 429.134 New source performance standards (NSPS).
- 429.135 Pretreatment standards for existing sources (PSES).
- 429.136 Pretreatment standards for new sources (PSNS).

Subpart M—Particleboard Manufacturing Subcategory

- 429.140 Applicability; description of the particleboard manufacturing subcategory.
- 429.141 Effluent limitations representing the degree of effluent reduction attainable by the application of the best practicable control technology currently available (BPT).
- 429.142 Effluent limitations representing the degree of effluent reduction attainable by the application of the best conventional pollutant control technology (BCT). [Reserved]
- 429.143 Effluent limitations representing the degree of effluent reduction attainable by the application of the best available technology economically achievable (BAT).
- 429.144 New source performance standards (NSPS).
- 429.145 Pretreatment standards for existing sources (PSES).
- 429.146 Pretreatment standards for new sources (PSNS).

Subpart N—Insulation Board Subcategory

- 429.150 Applicability; description of the insulation board subcategory.
- 429.151 Effluent limitations representing the degree of effluent reduction attainable by the application of the best practicable control technology currently available (BPT).
- 429.152 [Reserved]

§ 429.10

- 429.153 Effluent limitations representing the degree of effluent reduction attainable by the application of the best available technology economically achievable (BAT). [Reserved]
- 429.154 New source performance standards (NSPS).
- 429.155 Pretreatment standards for existing sources (PSES).
- 429.156 Pretreatment standards for new sources (PSNS).

Subpart O—Wood Furniture and Fixture Production Without Water Wash Spray Booth(s) or Without Laundry Facilities Subcategory

- 429.160 Applicability; description of the wood furniture and fixture production without water wash spray booth(s) or without laundry facilities subcategory.
- 429.161 Effluent limitations representing the degree of effluent reduction attainable by the application of the best practicable control technology currently available (BPT).
- 429.162 Effluent limitations representing the degree of effluent reduction attainable by the application of the best conventional pollutant control technology (BCT). [Reserved]
- 429.163 Effluent limitations representing the degree of effluent reduction attainable by the application of the best available technology economically achievable (BAT).
- 429.164 New source performance standards (NSPS).
- 429.165 Pretreatment standards for existing sources (PSES).
- 429.166 Pretreatment standards for new sources (PSNS).

Subpart P—Wood Furniture and Fixture Production With Water Wash Spray Booth(s) or With Laundry Facilities Subcategory

- 429.170 Applicability; description of the wood furniture and fixture production with water wash spray booth(s) or with laundry facilities subcategory.
- 429.171 Effluent limitations representing the degree of effluent reduction attainable by the application of the best practicable control technology currently available (BPT).
- 429.172 Effluent limitations representing the degree of effluent reduction attainable by the application of the best conventional pollutant control technology (BCT). [Reserved]
- 429.173 Effluent limitations representing the degree of effluent reduction attainable by the application of the best available technology economically achievable (BAT).

40 CFR Ch. I (7–1–21 Edition)

- 429.174 New source performance standards (NSPS).
- 429.175 Pretreatment standards for existing sources (PSES).
- 429.176 Pretreatment standards for new sources (PSNS).

AUTHORITY: Secs. 301, 304(b), (c), (e), and (g), 306(b) and (c), 307(a)(b) and (c) and 501 of the Clean Water Act (the Federal Water Pollution Control Act Amendments of 1972, as amended by the Clean Water Act of 1977) (the “Act”); 33 U.S.C. 1311, 1314(b), (c), (e), and (g), 1316(b) and (c), 1317(b) and (c), and 1361; 86 Stat. 815, Pub. L. 92–500; 91 Stat. 1567, Pub. L. 95–217.

SOURCE: 46 FR 8285, Jan. 26, 1981, unless otherwise noted.

GENERAL PROVISIONS

§ 429.10 Applicability.

This part applies to any timber products processing operation, and any plant producing insulation board with wood as the major raw material, which discharges or may discharge process wastewater pollutants to the waters of the United States, or which introduces or may introduce process wastewater pollutants into a publicly owned treatment works.

§ 429.11 General definitions.

In addition to the definitions set forth in 40 CFR part 401, the following definitions apply to this part:

(a) The term “hydraulic barking” means a wood processing operation that removes bark from wood by the use of water under a pressure of 6.8 atm (100 psia) or greater.

(b) The terms “cubic feet” or “cubic meters” of production in subpart A means the cubic feet or cubic meters of logs from which bark is removed.

(c) The term “process wastewater” specifically excludes non-contact cooling water, material storage yard runoff (either raw material or processed wood storage), boiler blowdown, and wastewater from washout of thermal oxidizers or catalytic oxidizers, wastewater from biofilters, or wastewater from wet electrostatic precipitators used upstream of thermal oxidizers or catalytic oxidizers installed by facilities covered by subparts B, C, D or M to comply with the national emissions standards for hazardous air pollutants (NESHAP) for plywood and composite

Environmental Protection Agency

§ 429.21

wood products (PCWP) facilities (40 CFR part 63, subpart DDDD). For the dry process hardboard, veneer, finishing, particleboard, and sawmills and planing mills subcategories, fire control water is excluded from the definition.

(d) The term “gross production of fiberboard products” means the air dry weight of hardboard or insulation board following formation of the mat and prior to trimming and finishing operations.

(e) The term “hardboard” means a panel manufactured from interfelted ligno-cellulosic fibers consolidated under heat and pressure to a density of 0.5 g/cu cm (31 lb/cu ft) or greater.

(f) The term “insulation board” means a panel manufactured from interfelted ligno-cellulosic fibers consolidated to a density of less than 0.5 g/cu cm (less than 31 lb/cu ft).

(g) The term “smooth-one-side (S1S) hardboard” means hardboard which is produced by the wet-matting, wet-pressing process.

(h) The term “smooth-two-sides (S2S) hardboard” means hardboard which is produced by the wet-matting, dry-pressing process.

(i) The term “debris” means woody material such as bark, twigs, branches, heartwood or sapwood that will not pass through a 2.54 cm (1.0 in) diameter round opening and is present in the discharge from a wet storage facility.

(j) For the subcategories for which numerical limitations are given, the daily maximum limitation is a value that should not be exceeded by any one effluent measurement. The 30-day limitation is a value that should not be exceeded by the average of daily measurements taken during any 30-day period.

[46 FR 8285, Jan. 26, 1981, as amended at 46 FR 57287, Nov. 23, 1981; 69 FR 46045, July 30, 2004]

§ 429.12 Monitoring requirements. [Reserved]

Subpart A—Barking Subcategory

§ 429.20 Applicability; description of the barking subcategory.

This subpart applies to discharges to waters of the United States and to the introduction of process wastewater pollutants into publicly owned treatment works from the barking of logs by plants in SIC major group 24, and by plants producing insulation board (SIC group 2661).

§ 429.21 Effluent limitations representing the degree of effluent reduction attainable by the application of the best practicable control technology currently available (BPT).

Except as provided in 40 CFR 125.30 through 125.32, any existing point source subject to this subpart must achieve the following effluent limitations representing the degree of effluent reduction attainable by the application of the best practicable control technology currently available (BPT):

(a) The following limitations apply to all mechanical barking installations: There shall be no discharge of process wastewater pollutants into navigable waters.

(b) The following limitations constitute the maximum permissible discharge for hydraulic barking installations:

SUBPART A		
Pollutant or pollutant property	BPT effluent limitations	
	Maximum for any 1 day	Average of daily values for 30 consecutive days
	Metric units (kilograms per cubic meter of production)	
BOD ₅	1.5	0.5
TSS	6.9	2.3
pH	(¹)	(¹)
	English units (pounds per cubic foot of production)	
BOD ₅	0.09	0.03
TSS	0.431	0.144
pH	(¹)	(¹)

¹ Within the range 6.0 to 9.0 at all times.

§ 429.22

§ 429.22 Effluent limitations representing the degree of effluent reduction attainable by the application of the best conventional pollutant control technology (BCT). [Reserved]

§ 429.23 Effluent limitations representing the degree of effluent reduction of the best available technology economically achievable (BAT). [Reserved]

§ 429.24 New source performance standards (NSPS).

Any new source subject to this subpart must achieve the following new source performance standards (NSPS):

(a) The following limitations apply to all mechanical barking installations: There shall be no discharge of process wastewater pollutants into navigable waters.

(b) The following limitations constitute the maximum permissible discharge for hydraulic barking installations:

SUBPART A

Pollutant or pollutant property	NSPS effluent limitations	
	Maximum for any 1 day	Average of daily values for 30 consecutive days
	Metric units (kilograms per cubic meter of production)	
BOD ₅	1.5	0.5
TSS	6.9	2.3
pH	(¹)	(¹)
	English units (pounds per cubic foot of production)	
BOD ₅	0.09	0.03
TSS	0.431	0.144
pH	(¹)	(¹)

¹ Within the range 6.0 to 9.0 at all times.

§ 429.25 Pretreatment standards for existing sources (PSES).

Any existing source subject to this subpart which introduces process wastewater pollutants into a publicly

40 CFR Ch. I (7–1–21 Edition)

owned treatment works must comply with 40 CFR part 403.

§ 429.26 Pretreatment standards for new sources (PSNS).

Any new source subject to this subpart which introduces process wastewater pollutants into a publicly owned treatment works must comply with 40 CFR part 403.

Subpart B—Veneer Subcategory

§ 429.30 Applicability; description of the veneer subcategory.

This subpart applies to discharges to waters of the United States and to the introduction of process wastewater pollutants into publicly owned treatment works from any plant which manufactures veneer and does not store or hold raw materials in wet storage conditions.

§ 429.31 Effluent limitations representing the degree of effluent reduction attainable by the application of the best practicable control technology currently available (BPT).

Except as provided in 40 CFR 125.30 through 125.32, any existing point source subject to this subpart must achieve the following effluent limitations representing the degree of effluent reduction attainable by application of the best practicable control technology currently available (BPT):

(a) The following limitations constitute the maximum permissible discharge for all veneer manufacturing installations other than those referred to in paragraphs (b) and (c) of this section: There shall be no discharge of process wastewater pollutants into navigable waters.

(b) The following limitations constitute the maximum permissible discharge for softwood veneer manufacturing processes which use direct steaming for the conditioning of logs:

Environmental Protection Agency

§ 429.41

SUBPART B

Pollutant or pollutant property	BPT effluent limitations	
	Maximum for any 1 day	Average of daily values for 30 consecutive days shall not exceed
Metric units (kilograms per cubic meter of production)		
BOD ₅	0.72	0.24
pH	(¹)	(¹)
English units (pounds per cubic foot of production)		
BOD ₅	0.045	0.015
pH	(¹)	(¹)

¹ Within the range 6.0 to 9.0 at all times.

(c) The following limitations constitute the maximum permissible discharge for hardwood veneer manufacturing processes which use direct steaming for the conditioning of logs:

SUBPART B

Pollutant or pollutant property	BPT effluent limitations	
	Maximum for any 1 day	Average of daily values for 30 consecutive days shall not exceed
Metric units (kilograms per cubic meter of production)		
BOD ₅	1.62	0.54
pH	(¹)	(¹)
English units (pounds per cubic foot of production)		
BOD ₅	0.10	0.034
pH	(¹)	(¹)

¹ Within the range 6.0 to 9.0 at all times.

§ 429.32 Effluent limitations representing the degree of effluent reduction attainable by the application of the best conventional pollutant control technology (BCT). [Reserved]

§ 429.33 Effluent limitations representing the degree of effluent reduction attainable by the application of the best available technology economically achievable (BAT).

Except as provided in 40 CFR 125.30 through 125.32, any existing point source subject to this subpart must achieve the following effluent limitations representing the degree of efflu-

ent reduction attainable by the application of best available technology economically achievable (BAT): There shall be no discharge of process wastewater pollutants into navigable waters.

§ 429.34 New source performance standards (NSPS).

Any new source subject to this subpart must achieve the following new source performance standards (NSPS): There shall be no discharge of process wastewater pollutants into navigable waters.

§ 429.35 Pretreatment standards for existing sources (PSES).

Any existing source subject to this subpart which introduces process wastewater pollutants into a publicly owned treatment works must comply with 40 CFR part 403.

§ 429.36 Pretreatment standards for new sources (PSNS).

Any new source subject to this subpart which introduces process wastewater pollutants into a publicly owned treatment works must comply with 40 CFR part 403.

Subpart C—Plywood Subcategory

§ 429.40 Applicability; description of the plywood subcategory.

This subpart applies to discharges to waters of the United States and to the introduction of process wastewater pollutants into publicly owned treatment works from any plywood producing plant that does not store or hold raw materials in wet storage conditions.

§ 429.41 Effluent limitations representing the degree of effluent reduction attainable by the application of the best practicable control technology currently available (BPT).

Except as provided in 40 CFR 125.30 through 125.32, any existing point source subject to this subpart must achieve the following effluent limitations representing the degree of effluent reduction attainable by the application of the best practicable control technology (BPT): There shall be no discharge of process wastewater pollutants into navigable waters.

§ 429.42

§ 429.42 Effluent limitations representing the degree of effluent reduction attainable by the application of the best conventional pollutant control technology (BCT). [Reserved]

§ 429.43 Effluent limitations representing the degree of effluent reduction attainable by the application of the best available technology economically achievable (BAT).

Except as provided in 40 CFR 125.30 through 125.32, any existing point source subject to this subpart must achieve the following effluent limitations representing the degree of effluent reduction attainable by the application of the best available technology economically achievable (BAT): There shall be no discharge of process wastewater pollutants into navigable waters.

§ 429.44 New source performance standards (NSPS).

Any new source subject to this subpart must achieve the following new source performance standards (NSPS): There shall be no discharge of process wastewater pollutants into navigable waters.

§ 429.45 Pretreatment standards for existing sources (PSES).

Any existing source subject to this subpart which introduces process wastewater pollutants into a publicly owned treatment works must comply with 40 CFR part 403.

§ 429.46 Pretreatment standards for new sources (PSNS).

Any new source subject to this subpart which introduces process wastewater pollutants into a publicly owned treatment works must comply with 40 CFR part 403.

Subpart D—Dry Process Hardboard Subcategory

§ 429.50 Applicability; description of the dry process hardboard subcategory.

This subpart applies to discharges to waters of the United States and to the introduction of process wastewater pollutants into publicly owned treatment works from any plant that produces

40 CFR Ch. I (7–1–21 Edition)

hardboard using the dry matting process for forming the board mat.

§ 429.51 Effluent limitations representing the degree of effluent reduction attainable by the application of the best practicable control technology currently available (BPT).

Except as provided in 40 CFR 125.30 through 125.32, any existing point source subject to this subpart must achieve the following effluent limitations representing the degree of effluent reduction attainable by the application of the best practicable control technology (BPT): There shall be no discharge of process wastewater pollutants into navigable waters.

§ 429.52 Effluent limitations representing the degree of effluent reduction attainable by the application of the best conventional pollutant control technology (BCT). [Reserved]

§ 429.53 Effluent limitations representing the degree of effluent reduction attainable by the application of the best available technology economically achievable (BAT).

Except as provided in 40 CFR 125.30 through 125.32, any existing point source subject to this subpart must achieve the following effluent limitations representing the degree of effluent reduction attainable by the application of the best available technology economically achievable (BAT): There shall be no discharge of process wastewater pollutants into navigable waters.

§ 429.54 New source performance standards (NSPS).

Any new source subject to this subpart must achieve the following new source performance standards (NSPS): There shall be no discharge of process wastewater pollutants into navigable waters.

§ 429.55 Pretreatment standards for existing sources (PSES).

Any existing source subject to this subpart which introduces process wastewater pollutants into a publicly owned treatment works must comply with 40 CFR part 403.

Environmental Protection Agency

§ 429.66

§ 429.56 Pretreatment standards for new sources (PSNS).

Any new source subject to this subpart which introduces process wastewater pollutants into a publicly owned treatment works must comply with 40 CFR part 403.

Subpart E—Wet Process Hardboard Subcategory

§ 429.60 Applicability; description of the wet process hardboard subcategory.

This subpart applies to discharges to waters of the United States and to the introduction of process wastewater pollutants into publicly owned treatment works from any plant which produces hardboard products using the wet matting process for forming the board mat.

§ 429.61 Effluent limitations representing the degree of effluent reduction attainable by the application of the best practicable control technology currently available (BPT).

Except as provided in 40 CFR 125.30 through 125.32, any existing point source subject to this subpart must achieve the following effluent limitations representing the degree of effluent reduction attainable by the application of the best practicable control technology currently available (BPT):

(a) The following limitations apply to plants which produce smooth-one-side (S1S) hardboard:

SUBPART E (S1S)

Pollutant or pollutant property	BPT Effluent Limitations	
	Maximum for any 1 day	Average of daily values for 30 consecutive days
	kg/(kkg (lb/1000 lb) of gross production)	
BOD ₅	20.5	10.7
TSS	37.3	24.6
pH	(¹)	(¹)

¹ Within the range 6.0 to 9.0 at all times.

(b) The following limitations apply to plants which produce smooth-two-sides (S2S) hardboard:

SUBPART E (S2S)

Pollutant or pollutant property	BPT Effluent Limitations	
	Maximum for any 1 day	Average of daily values for 30 consecutive days
	kg/(kkg (lb/1000 lb) of gross production)	
BOD ₅	32.9	21.4
TSS	54.2	37.1
pH	(¹)	(¹)

¹ Within the range 6.0 to 9.0 at all times.

[46 FR 8285, Jan. 26, 1981, as amended at 46 FR 11972, Feb. 12, 1981]

§ 429.62 [Reserved]

§ 429.63 Effluent limitations representing the degree of effluent reduction attainable by the application of the best available technology economically achievable (BAT). [Reserved]

§ 429.64 New source performance standards (NSPS).

For purpose of this new source performance standard only, “new source” means a source which is constructed at a site at which no other source covered by this part is located. Any new source subject to this subpart must achieve the following new source performance standards (NSPS): There shall be no discharge of process wastewater pollutants into navigable waters.

[46 FR 8285, Jan. 26, 1981, as amended at 46 FR 57287, Nov. 23, 1981]

§ 429.65 Pretreatment standards for existing sources (PSES).

Any existing source subject to this subpart which introduces process wastewater pollutants into a publicly owned treatment works must comply with 40 CFR part 403.

§ 429.66 Pretreatment standards for new sources (PSNS).

Any new source subject to this subpart which introduces process wastewater pollutants into a publicly owned treatment works must comply with 40 CFR part 403.

**Subpart F—Wood Preserving—
Water Borne or Nonpressure
Subcategory**

**§ 429.70 Applicability; description of
the wood preserving-water borne or
nonpressure subcategory.**

This subpart applies to discharges and to the introduction of process wastewater pollutants into publicly owned treatment works from all non-pressure wood preserving treatment processes and all pressure wood preserving treatment processes employing water borne inorganic salts.

§ 429.71 Effluent limitations representing the degree of effluent reduction attainable by the application of the best practicable control technology currently available (BPT).

Except as provided in 40 CFR 125.30 through 125.32, any existing point source subject to this subpart must achieve the following effluent limitations representing the degree of reduction attainable by the application of the best practicable control technology (BPT): There shall be no discharge of process wastewater pollutants into navigable waters.

§ 429.72 Effluent limitations representing the degree of effluent reduction attainable by the application of the best conventional pollutant control technology (BCT). [Reserved]

§ 429.73 Effluent limitations representing the degree of effluent reduction attainable by the application of the best available technology economically achievable (BAT).

Except as provided in 40 CFR 125.30 through 125.32, any existing point source subject to this subpart must achieve the following effluent limitations representing the degree of effluent reduction attainable by the application of the best available technology economically achievable (BAT): There shall be no discharge of process wastewater pollutants into navigable waters.

§ 429.74 New source performance standards (NSPS).

Any new source subject to this subpart must achieve the following new

source performance standards (NSPS): There shall be no discharge of process wastewater pollutants into navigable waters.

§ 429.75 Pretreatment standards for existing sources (PSES).

Except as provided in 40 CFR 403.7 and 403.13, any existing source subject to this subpart which introduces process wastewater pollutants into a publicly owned treatment works must comply with 40 CFR part 403 and achieve the following pretreatment standards for existing sources (PSES): There shall be no introduction of process wastewater pollutants into publicly owned treatment works.

§ 429.76 Pretreatment standards for new sources (PSNS).

Except as provided in 40 CFR 403.7, any new source subject to this subpart which introduces process wastewater pollutants into a publicly owned treatment works must comply with 40 CFR part 403 and achieve the following pretreatment standards for new sources (PSNS): There shall be no introduction of process wastewater pollutants into publicly owned treatment works.

**Subpart G—Wood Preserving
Steam Subcategory**

**§ 429.80 Applicability; description of
the wood preserving—steam sub-
category.**

This subpart applies to discharges to waters of the United States and to the introduction of process wastewater pollutants into publicly owned treatment works from wood preserving processes that use direct steam impingement on wood as the predominant conditioning method; processes that use the vapor drying process as the predominant conditioning method; direct steam conditioning processes which use the same retort to treat with both salt and oil type preservatives; and steam conditioning processes which apply both salt type and oil type preservatives to the same stock.

Environmental Protection Agency

§ 429.90

§ 429.81 Effluent limitations representing the degree of effluent reduction attainable by the application of the best practicable control technology currently available (BPT).

Except as provided in 40 CFR 125.30 through 125.32, any existing point source subject to this subpart must achieve the following effluent limitations representing the degree of effluent reduction attainable by the application of the best practicable control technology currently available (BPT):

SUBPART G

Pollutant or pollutant property	BPT Effluent Limitations	
	Maximum for any 1 day	Average of daily values for 30 consecutive days
English units (lb/1000 cubic feet of product)		
COD	68.5	34.5
Phenols14	.04
Oil and Grease	1.5	.75
pH	(¹)	(¹)
Metric units (kg/1000 cu m of product)		
COD	1,100	550
Phenols	2.18	.65
Oil and Grease	24.0	12.0
pH	(¹)	(¹)

¹ Within the range of 6.0 to 9.0 at all times.

§ 429.82 Effluent limitations representing the degree of effluent reduction attainable by the application of the best conventional pollutant control technology (BCT). [Reserved]

§ 429.83 Effluent limitations representing the degree of effluent reduction attainable by the application of the best available technology economically achievable (BAT). [Reserved]

§ 429.84 New source performance standards (NSPS).

Any new source subject to this subpart must achieve the following new source performance standards (NSPS): There shall be no discharge of process wastewater pollutants into navigable waters.

§ 429.85 Pretreatment standards for existing sources (PSES).

Except as provided in 40 CFR 403.7 and 403.13, any existing source subject to this subpart which introduces process wastewater pollutants into a publicly owned treatment works must comply with 40 CFR part 403 and meet the following pretreatment standards for existing sources (PSES):

SUBPART G [PSES Effluent Limitations]

Pollutant or pollutant property	Maximum for any 1 day (mg/l)
Oil and grease	100
Copper	5
Chromium	4
Arsenic	4

In cases where POTWs find it necessary to impose mass limitations, the following equivalent mass limitations are provided as guidance.

[Grams per cubic meter of production]

Pollutant or pollutant property	Maximum for any 1 day
Oil and grease	20.5
Copper62
Chromium41
Arsenic41

§ 429.86 Pretreatment standards for new sources (PSNS).

Except as provided in 40 CFR 403.7, any new source subject to this subpart which introduces process wastewater pollutants into a publicly owned treatment works must comply with 40 CFR part 403 and achieve the following pretreatment standards for new sources (PSNS): There shall be no introduction of process wastewater pollutants into publicly owned treatment works.

Subpart H—Wood Preserving— Boulton Subcategory

§ 429.90 Applicability; description of the wood preserving—Boulton subcategory.

This subpart applies to discharges to waters of the United States and to the

§ 429.91

introduction of process wastewater pollutants into a publicly owned treatment works from wood preserving operations which use the Boulton process as the predominant method of conditioning stock.

§ 429.91 Effluent limitations representing the degree of effluent reduction attainable by the application of the best practicable control technology currently available (BPT).

Except as provided in 40 CFR 125.30 through 125.32, any existing point source subject to this subpart must achieve the following effluent limitations representing the degree of effluent reduction attainable by the application of the best practicable control technology (BPT): There shall be no discharge of process wastewater pollutants into navigable waters.

§ 429.92 Effluent limitations representing the degree of effluent reduction attainable by the application of the best conventional pollutant control technology (BCT). [Reserved]

§ 429.93 Effluent limitations representing the degree of effluent reduction attainable by the application of the best available technology economically achievable (BAT).

Except as provided in 40 CFR 125.30 through 125.32, any existing point source subject to this subpart must achieve the following effluent limitations representing the degree of effluent reduction attainable by the application of the best available technology economically achievable (BAT): There shall be no discharge of process wastewater pollutants into navigable waters.

§ 429.94 New source performance standards (NSPS).

Any new source subject to this subpart must achieve the following new source performance standards (NSPS): There shall be no discharge of process wastewater pollutants into navigable waters.

§ 429.95 Pretreatment standards for existing sources (PSES).

Except as provided in 40 CFR 403.7 and 403.13, any existing source subject

40 CFR Ch. I (7–1–21 Edition)

to this subpart which introduces process wastewater pollutants into a publicly owned treatment works must comply with 40 CFR part 403 and meet the following pretreatment standards for existing sources (PSES):

SUBPART H [PSES Effluent Limitations]

Pollutant or pollutant property	Maximum for any 1 day (mg/l)
Oil and grease	100
Copper	5
Chromium	4
Arsenic	4

In cases where POTWs find it necessary to impose mass limitations, the following equivalent mass limitations are provided as guidance.

SUBPART H [PSES Effluent Limitations; grams per cu m of production]

Pollutant or pollutant property	Maximum for any 1 day
Oil and grease	20.5
Copper62
Chromium41
Arsenic41

§ 429.96 Pretreatment standards for new sources (PSNS).

Except as provided in 40 CFR 403.7, any new source subject to this subpart which introduces process wastewater pollutants into a publicly owned treatment works must comply with 40 CFR part 403 and achieve the following pretreatment standards for new sources (PSNS): There shall be no introduction of process wastewater pollutants into publicly owned treatment works.

Subpart I—Wet Storage Subcategory

§ 429.100 Applicability; description of the wet storage subcategory.

This subpart applies to discharges to waters of the United States and to the introduction of process wastewater pollutants into publicly owned treatment works from the storage of unprocessed wood, *i.e.*, the storage of logs or roundwood before or after removal of bark in self-contained bodies of water

Environmental Protection Agency

§ 429.111

(mill ponds or log ponds) or the storage of logs or roundwood on land during which water is sprayed or deposited intentionally on the logs (wet decking).

§ 429.101 Effluent limitations representing the degree of effluent reduction attainable by the application of the best practicable control technology currently available (BPT).

Except as provided in 40 CFR 125.30 through 125.32, any existing point source subject to this subpart must achieve the following effluent reduction attainable by the application of the best practicable control technology currently available (BPT): There shall be no debris discharged and the pH shall be within the range of 6.0 to 9.0

§ 429.102 Effluent limitations representing the degree of effluent reduction attainable by the application of the best conventional pollutant control technology (BCT). [Reserved]

§ 429.103 Effluent limitations representing the degree of effluent reduction attainable by the application of the best available technology economically achievable (BAT).

Except as provided in 40 CFR 125.30 through 125.32, any existing point source subject to this subpart must achieve the following effluent limitations representing the degree of effluent reduction attainable by the application of the best available technology economically achievable (BAT): There shall be no debris discharged and the pH shall be within the range of 6.0 to 9.0.

§ 429.104 New source performance standards (NSPS).

Any new source subject to this subpart must achieve the following new source performance standards (NSPS): There shall be no debris discharged and the pH shall be within the range of 6.0 to 9.0.

§ 429.105 Pretreatment standards for existing sources (PSES).

Any existing source subject to this subpart which introduces process wastewater pollutants into a publicly owned treatment works must comply with 40 CFR part 403.

§ 429.106 Pretreatment standards for new sources (PSNS).

Any new source subject to this subpart which introduces process wastewater pollutants into a publicly owned treatment works must comply with 40 CFR part 403.

Subpart J—Log Washing Subcategory

§ 429.110 Applicability; description of the log washing subcategory.

This subpart applies to discharges to waters of the United States and to the introduction of process wastewater pollutants into publicly owned treatment works from the log washing process in which water under pressure is applied to logs for the purpose of removing foreign material from the surface of the log before further processing.

§ 429.111 Effluent limitations representing the degree of effluent reduction attainable by the application of the best practicable control technology currently available (BPT).

Except as provided in 40 CFR 125.30 through 125.32, any existing point source subject to this subpart must achieve the following effluent limitations representing the degree of effluent reduction attainable by the application of the best practicable control technology currently available (BPT): There shall be no discharge of process wastewater pollutants to navigable waters containing a total suspended solids concentration greater than 50 mg/l and the pH shall be within the range of 6.0 to 9.0.

§ 429.112

§ 429.112 Effluent limitations representing the degree of effluent reduction attainable by the application of the best conventional pollutant control technology (BCT). [Reserved]

§ 429.113 Effluent limitations representing the degree of effluent reduction attainable by the application of the best available technology economically achievable (BAT).

Except as provided in 40 CFR 125.30 through 125.32, any existing point source subject to this subpart must achieve the following effluent limitations representing the degree of effluent reduction attainable by the application of the best available technology economically achievable (BAT): There shall be no discharge of process wastewater pollutants into navigable waters.

§ 429.114 New source performance standards (NSPS).

Any new source subject to this subpart must achieve the following new source performance standards (NSPS): There shall be no discharge of process wastewater pollutants into navigable waters.

§ 429.115 Pretreatment standards for existing sources (PSES).

Any existing source subject to this subpart which introduces process wastewater pollutants into a publicly owned treatment works must comply with 40 CFR part 403.

§ 429.116 Pretreatment standards for new sources (PSNS).

Any new source subject to this subpart which introduces process wastewater pollutants into a publicly owned treatment works must comply with 40 CFR part 403.

Subpart K—Sawmills and Planing Mills Subcategory

§ 429.120 Applicability; description of the sawmills and planing mills subcategory.

This subpart applies to discharges to waters of the United States and to the introduction of process wastewater pollutants into publicly owned treatment works from the timber products proc-

40 CFR Ch. I (7–1–21 Edition)

essing procedures that include all or part of the following operations: bark removal (other than hydraulic barking as defined in § 429.11 of this part), sawing, resawing, edging, trimming, planing and machining.

§ 429.121 Effluent limitations representing the degree of effluent reduction attainable by the application of the best practicable control technology currently available (BPT).

Except as provided in 40 CFR 125.30 through 125.32, any existing point source subject to this subpart must achieve the following effluent limitations representing the degree of effluent reduction attainable by the application of the best practicable control technology (BPT): There shall be no discharge of process wastewater pollutants into navigable waters.

§ 429.122 Effluent limitations representing the degree of effluent reduction attainable by the application of the best conventional pollutant control technology (BCT). [Reserved]

§ 429.123 Effluent limitations representing the degree of effluent reduction attainable by the application of the best available technology economically achievable (BAT).

Except as provided in 40 CFR 125.30 through 125.32, any existing point source subject to this subpart must achieve the following effluent limitations representing the degree of effluent reduction attainable by the application of the best available technology economically achievable (BAT): There shall be no discharge of process wastewater pollutants into navigable waters.

§ 429.124 New source performance standards (NSPS).

Any new source subject to this subpart must achieve the following new source performance standards (NSPS): There shall be no discharge of process wastewater pollutants into navigable waters.

§ 429.125 Pretreatment standards for existing sources (PSES).

Any existing source subject to this subpart which introduces process

Environmental Protection Agency

§ 429.141

wastewater pollutants into a publicly owned treatment works must comply with 40 CFR part 403.

§ 429.126 Pretreatment standards for new sources (PSNS).

Any new source subject to this subpart which introduces process wastewater pollutants into a publicly owned treatment works must comply with 40 CFR part 403.

Subpart L—Finishing Subcategory

§ 429.130 Applicability; description of the finishing subcategory.

This subpart applies to discharges to waters of the United States and to the introduction of process wastewater pollutants into publicly owned treatment works from the drying, planing, dipping, staining, end coating, moisture proofing, fabrication, and by-product utilization timber processing operations not otherwise covered by specific guidelines and standards.

§ 429.131 Effluent limitations representing the degree of effluent reduction attainable by the application of the best practicable control technology currently available (BPT).

Except as provided in 40 CFR 125.30 through 125.32, any existing point source subject to this subpart must achieve the following effluent limitations representing the degree of effluent reduction attainable by the application of the best practicable control technology (BPT): There shall be no discharge of process wastewater pollutants into navigable waters.

§ 429.132 Effluent limitations representing the degree of effluent reduction attainable by the application of the best conventional pollutant control technology (BCT). [Reserved]

§ 429.133 Effluent limitations representing the degree of effluent reduction attainable by the application of the best available technology economically achievable (BAT).

Except as provided in 40 CFR 125.30 through 125.32, any existing point source subject to this subpart must achieve the following effluent limita-

tions representing the degree of effluent reduction attainable by the application of the best available technology economically achievable (BAT): There shall be no discharge of process wastewater pollutants into navigable waters.

§ 429.134 New source performance standards (NSPS).

Any new source subject to this subpart must achieve the following new source performance standards (NSPS): There shall be no discharge of process wastewater pollutants into navigable waters.

§ 429.135 Pretreatment standards for existing sources (PSES).

Any existing source subject to this subpart which introduces process wastewater pollutants into a publicly owned treatment works must comply with 40 CFR part 403.

§ 429.136 Pretreatment standards for new sources (PSNS).

Any new source subject to this subpart which introduces process wastewater pollutants into a publicly owned treatment works must comply with 40 CFR part 403.

Subpart M—Particleboard Manufacturing Subcategory

§ 429.140 Applicability; description of the particleboard manufacturing subcategory.

This subpart applies to discharges to waters of the United States and to the introduction of process wastewater pollutants into publicly owned treatment works from any plant which manufactures particleboard.

§ 429.141 Effluent limitations representing the degree of effluent reduction attainable by the application of the best practicable control technology currently available (BPT).

Except as provided in 40 CFR 125.30 through 125.32, any existing point source subject to this subpart must achieve the following effluent limitations representing the degree of effluent reduction attainable by the application of the best practicable control technology (BPT): There shall be no

§ 429.142

discharge of process wastewater pollutants into navigable waters.

§ 429.142 Effluent limitations representing the degree of effluent reduction attainable by the application of the best conventional pollutant control technology (BCT). [Reserved]

§ 429.143 Effluent limitations representing the degree of effluent reduction attainable by the application of the best available technology economically achievable (BAT).

Except as provided in 40 CFR 125.30 through 125.32, any existing point source subject to this subpart must achieve the following effluent limitations representing the degree of effluent reduction attainable by the application of the best available technology economically achievable (BAT): There shall be no discharge of process wastewater pollutants into navigable waters.

§ 429.144 New source performance standards (NSPS).

Any new source subject to this subpart must achieve the following new source performance standards (NSPS): There shall be no discharge of process wastewater pollutants into navigable waters.

§ 429.145 Pretreatment standards for existing sources (PSES).

Any existing source subject to this subpart which introduces process wastewater pollutants into a publicly owned treatment works must comply with 40 CFR part 403.

§ 429.146 Pretreatment standards for new sources (PSNS).

Any new source subject to this subpart which introduce process wastewater pollutants into a publicly owned treatment works must comply with 40 CFR part 403.

Subpart N—Insulation Board Subcategory

§ 429.150 Applicability; description of the insulation board subcategory.

This subpart applies to discharges to waters of the United States and to the introduction of process wastewater pol-

40 CFR Ch. I (7–1–21 Edition)

lutants into publicly owned treatment works from plants which produce insulation board using wood as the primary raw material. Specifically excluded from this subpart is the manufacture of insulation board from the primary raw material bagasse.

§ 429.151 Effluent limitations representing the degree of effluent reduction attainable by the application of the best practicable control technology currently available (BPT).

Except as provided in 40 CFR 125.30 through 125.32, any existing point source subject to this subpart must achieve the following effluent limitations representing the degree of effluent reduction attainable by the application of the best practicable control technology currently available (BPT):

SUBPART N

Pollutant or pollutant property	BPT effluent limitations	
	Maximum for any 1 day	Average of daily values for 30 consecutive days
	kg/kg (lb/1000 lb) of gross production	
BOD ₅	8.13	4.32
TSS	5.69	2.72
pH		(¹)

¹ Within the range 6.0 to 9.0 at all times.

§ 429.152 [Reserved]

§ 429.153 Effluent limitations representing the degree of effluent reduction attainable by the application of the best available technology economically achievable (BAT). [Reserved]

§ 429.154 New source performance standards (NSPS).

Any new source subject to this subpart must achieve the following new source performance standards (NSPS): There shall be no discharge of process wastewater pollutants into navigable waters.

§ 429.155 Pretreatment standards for existing sources (PSES).

Any existing source subject to this subpart which introduces process wastewater pollutants into publicly

Environmental Protection Agency

§ 429.166

owned treatment works must comply with 40 CFR part 403.

§ 429.156 Pretreatment standards for new sources (PSNS).

Any new source subject to this subpart which introduces process wastewater pollutants into publicly owned treatment works must comply with 40 CFR part 403.

Subpart O—Wood Furniture and Fixture Production Without Water Wash Spray Booth(s) or Without Laundry Facilities Subcategory

§ 429.160 Applicability; description of the wood furniture and fixture production without water wash spray booth(s) or without laundry facilities subcategory.

This subpart applies to discharges to waters of the United States and to the introduction of process wastewater pollutants into publicly owned treatment works from the manufacture of wood furniture and fixtures at establishments that (a) do not utilize water wash spray booths to collect and contain the overspray from spray applications of finishing materials and (b) do not maintain on-site laundry facilities for fabric utilized in various finishing operations.

§ 429.161 Effluent limitations representing the degree of effluent reduction attainable by the application of the best practicable control technology currently available (BPT).

Except as provided in 40 CFR 125.30 through 125.32, any existing point source subject to this subpart must achieve the following effluent limitations representing the degree of effluent reduction attainable by the application of the best practicable control technology limitations (BPT): There

shall be no discharge of process wastewater pollutants into navigable waters.

§ 429.162 Effluent limitations representing the degree of effluent reduction attainable by the application of the best conventional pollutant control technology (BCT). [Reserved]

§ 429.163 Effluent limitations representing the degree of effluent reduction attainable by the application of the best available technology economically achievable (BAT).

Except as provided in 40 CFR 125.30 through 125.32, any existing point source subject to this subpart must achieve the following effluent limitations representing the degree of effluent reduction attainable by the application of the best available technology economically achievable (BAT): There shall be no discharge of process wastewater pollutants into navigable waters.

§ 429.164 New source performance standards (NSPS).

Any new source subject to this subpart must achieve the following new source performance standards (NSPS):

There shall be no discharge of process wastewater pollutants into navigable waters.

§ 429.165 Pretreatment standards for existing sources (PSES).

Any existing source subject to this subpart which introduces process wastewater pollutants into a publicly owned treatment works must comply with 40 CFR part 403.

§ 429.166 Pretreatment standards for new sources (PSNS).

Any new source subject to this subpart which introduces process wastewater pollutants into a publicly owned treatment works must comply with 40 CFR part 403.

Subpart P—Wood Furniture and Fixture Production With Water Wash Spray Booth(s) or With Laundry Facilities Subcategory

§ 429.170 Applicability; description of the wood furniture and fixture production with water wash spray booth(s) or with laundry facilities subcategory.

This subpart applies to discharges to waters of the United States and to the introduction of process wastewater pollutants into publicly owned treatment works from the manufacture of wood furniture and fixtures at establishments that either (a) utilize water wash spray booth(s) to collect and contain the overspray from spray applications of finishing materials, or (b) utilize on-site laundry facilities for fabric utilized in various finishing operations.

§ 429.171 Effluent limitations representing the degree of effluent reduction attainable by the application of the best practicable control technology currently available (BPT).

Except as provided in 40 CFR 125.30 through 125.32, any existing point source subject to this subpart must achieve the following effluent limitations representing the degree of effluent reduction attainable by the application of the best practicable control technology (BPT): Settleable solids shall be less than or equal to 0.2 ml/l and pH shall be between 6.0 and 9.0 at all times.

§ 429.172 Effluent limitations representing the degree of effluent reduction attainable by the application of the best conventional pollutant control technology (BCT). [Reserved]

§ 429.173 Effluent limitations representing the degree of effluent reduction attainable by the application of the best available technology economically achievable (BAT).

Except as provided in 40 CFR 125.30 through 125.32, any existing point source subject to this subpart must achieve the following effluent limitations representing the degree of effluent reduction attainable by the appli-

cation of the best available technology economically achievable (BAT): There shall be no discharge of process wastewater pollutants.

§ 429.174 New source performance standards (NSPS).

Any new source subject to this subpart must achieve the following new source performance standards (NSPS): There shall be no discharge of process wastewater pollutants.

§ 429.175 Pretreatment standards for existing sources (PSES).

Any existing source subject to this subpart which introduces process wastewater pollutants into a publicly owned treatment works must comply with 40 CFR part 403.

§ 429.176 Pretreatment standards for new sources (PSNS).

Any new source subject to this subpart which introduces process wastewater pollutants into a publicly owned treatment works must comply with 40 CFR part 403.

PART 430—THE PULP, PAPER, AND PAPERBOARD POINT SOURCE CATEGORY

GENERAL PROVISIONS

Sec.

- 430.00 Applicability.
- 430.01 General definitions.
- 430.02 Monitoring requirements.
- 430.03 Best management practices (BMPs) for spent pulping liquor, soap, and turpentine management, spill prevention, and control.

Subpart A—Dissolving Kraft Subcategory

- 430.10 Applicability; description of the dissolving kraft subcategory.
- 430.11 Specialized definitions.
- 430.12 Effluent limitations representing the degree of effluent reduction attainable by the application of best practicable control technology currently available (BPT).
- 430.13 Effluent limitations guidelines representing the degree of effluent reduction attainable by the best conventional pollutant control technology (BCT).
- 430.14 Effluent limitations representing the degree of effluent reduction attainable by the application of best available technology economically achievable (BAT).

Environmental Protection Agency

Pt. 430

- 430.15 New source performance standards (NSPS).
- 430.16 Pretreatment standards for existing sources (PSES).
- 430.17 Pretreatment standards for new sources (PSNS).

Subpart B—Bleached Papergrade Kraft and Soda Subcategory

- 430.20 Applicability; description of the bleached papergrade kraft and soda subcategory.
- 430.21 Specialized definitions.
- 430.22 Effluent limitations representing the degree of effluent reduction attainable by the application of best practicable control technology currently available (BPT).
- 430.23 Effluent limitations representing the degree of effluent reduction attainable by the best conventional pollutant control technology (BCT).
- 430.24 Effluent limitations representing the degree of effluent reduction attainable by the application of best available technology economically achievable (BAT).
- 430.25 New source performance standards (NSPS).
- 430.26 Pretreatment standards for existing sources (PSES).
- 430.27 Pretreatment standards for new sources (PSNS).
- 430.28 Best management practices (BMPs).

Subpart C—Unbleached Kraft Subcategory

- 430.30 Applicability; description of the unbleached kraft subcategory.
- 430.31 Specialized definitions.
- 430.32 Effluent limitations representing the degree of effluent reduction attainable by the application of best practicable control technology currently available (BPT).
- 430.33 Effluent limitations representing the degree of effluent reduction attainable by the best conventional pollutant control technology (BCT).
- 430.34 Effluent limitations representing the degree of effluent reduction attainable by the application of best available technology economically achievable (BAT).
- 430.35 New source performance standards (NSPS).
- 430.36 Pretreatment standards for existing sources (PSES).
- 430.37 Pretreatment standards for new sources (PSNS).

Subpart D—Dissolving Sulfite Subcategory

- 430.40 Applicability; description of the dissolving sulfite subcategory.
- 430.41 Specialized definitions.
- 430.42 Effluent limitations representing the degree of effluent reduction attainable

by the application of best practicable control technology currently available (BPT).

- 430.43 Effluent limitations representing the degree of effluent reduction attainable by the best conventional pollutant control technology (BCT).
- 430.44 Effluent limitations representing the degree of effluent reduction attainable by the application of best available technology economically achievable (BAT).
- 430.45 New source performance standards (NSPS).
- 430.46 Pretreatment standards for existing sources (PSES).
- 430.47 Pretreatment standards for new sources (PSNS).

Subpart E—Papergrade Sulfite Subcategory

- 430.50 Applicability; description of the papergrade sulfite subcategory.
- 430.51 Specialized definitions.
- 430.52 Effluent limitations representing the degree of effluent reduction attainable by the application of best practicable control technology currently available (BPT).
- 430.53 Effluent limitations representing the degree of effluent reduction attainable by the best conventional pollutant control technology (BCT).
- 430.54 Effluent limitations representing the degree of effluent reduction attainable by the application of best available technology economically achievable (BAT).
- 430.55 New source performance standards (NSPS).
- 430.56 Pretreatment standards for existing sources (PSES).
- 430.57 Pretreatment standards for new sources (PSNS).
- 430.58 Best management practices (BMPs).

Subpart F—Semi-Chemical Subcategory

- 430.60 Applicability; description of the semi-chemical subcategory.
- 430.61 Specialized definitions.
- 430.62 Effluent limitations representing the degree of effluent reduction attainable by the application of best practicable control technology currently available (BPT).
- 430.63 Effluent limitations representing the degree of effluent reduction attainable by the best conventional pollutant control technology (BCT).
- 430.64 Effluent limitations representing the degree of effluent reduction attainable by the application of best available technology economically achievable (BAT).
- 430.65 New source performance standards (NSPS).
- 430.66 Pretreatment standards for existing sources (PSES).

Pt. 430

40 CFR Ch. I (7–1–21 Edition)

430.67 Pretreatment standards for new sources (PSNS).

Subpart G—Mechanical Pulp Subcategory

430.70 Applicability; description of the mechanical pulp subcategory.

430.71 Specialized definitions.

430.72 Effluent limitations representing the degree of effluent reduction attainable by the application of best practicable control technology currently available (BPT).

430.73 Effluent limitations representing the degree of effluent reduction attainable by the best conventional pollutant control technology (BCT).

430.74 Effluent limitations representing the degree of effluent reduction attainable by the application of best available technology economically achievable (BAT).

430.75 New source performance standards (NSPS).

430.76 Pretreatment standards for existing sources (PSES).

430.77 Pretreatment standards for new sources (PSNS).

Subpart H—Non-Wood Chemical Pulp Subcategory

430.80 Applicability; description of the non-wood chemical pulp subcategory.

430.81 Specialized definitions.

430.82 Effluent limitations representing the degree of effluent reduction attainable by the application of best practicable control technology currently available (BPT). [Reserved]

430.83 Effluent limitations representing the degree of effluent reduction attainable by the best conventional pollutant control technology (BCT). [Reserved]

430.84 Effluent limitations representing the degree of effluent reduction attainable by the application of best available technology economically achievable (BAT). [Reserved]

430.85 New source performance standards (NSPS). [Reserved]

430.86 Pretreatment standards for existing sources (PSES). [Reserved]

430.87 Pretreatment standards for new sources (PSNS). [Reserved]

Subpart I—Secondary Fiber Deink Subcategory

430.90 Applicability; description of the secondary fiber deink subcategory.

430.91 Specialized definitions.

430.92 Effluent limitations representing the degree of effluent reduction attainable by the application of best practicable control technology currently available (BPT).

430.93 Effluent limitations representing the degree of effluent reduction attainable by the best conventional pollutant control technology (BCT).

430.94 Effluent limitations representing the degree of effluent reduction attainable by the application of best available technology economically achievable (BAT).

430.95 New source performance standards (NSPS).

430.96 Pretreatment standards for existing sources (PSES).

430.97 Pretreatment standards for new sources (PSNS).

Subpart J—Secondary Fiber Non-Deink Subcategory

430.100 Applicability; description of the secondary fiber non-deink subcategory.

430.101 Specialized definitions.

430.102 Effluent limitations representing the degree of effluent reduction attainable by the application of best practicable control technology currently available (BPT).

430.103 Effluent limitations representing the degree of effluent reduction attainable by the best conventional pollutant control technology (BCT).

430.104 Effluent limitations representing the degree of effluent reduction attainable by the application of best available technology economically achievable (BAT).

430.105 New source performance standards (NSPS).

430.106 Pretreatment standards for existing sources (PSES).

430.107 Pretreatment standards for new sources (PSNS).

Subpart K—Fine and Lightweight Papers From Purchased Pulp Subcategory

430.110 Applicability; description of the fine and lightweight papers from purchased pulp subcategory.

430.111 Specialized definitions.

430.112 Effluent limitations representing the degree of effluent reduction attainable by the application of best practicable control technology currently available (BPT).

430.113 Effluent limitations representing the degree of effluent reduction attainable by the best conventional pollutant control technology (BCT).

430.114 Effluent limitations representing the degree of effluent reduction attainable by the application of best available technology economically achievable (BAT).

430.115 New source performance standards (NSPS).

430.116 Pretreatment standards for existing sources (PSES).

Environmental Protection Agency

\$ 430.00

430.117 Pretreatment standards for new sources (PSNS).

Subpart L—Tissue, Filter, Non-Woven, and Paperboard From Purchased Pulp Subcategory

430.120 Applicability; description of the tissue, filter, non-woven, and paperboard from purchased pulp subcategory.

430.121 Specialized definitions.

430.122 Effluent limitations representing the degree of effluent reduction attainable by the application of best practicable control technology currently available (BPT).

430.123 Effluent limitations representing the degree of effluent reduction attainable by the best conventional pollutant control technology (BCT).

430.124 Effluent limitations representing the degree of effluent reduction attainable by the application of best available technology economically achievable (BAT).

430.125 New source performance standards (NSPS).

430.126 Pretreatment standards for existing sources (PSES).

430.127 Pretreatment standards for new sources (PSNS).

APPENDIX A TO PART 430—METHODS 1650 AND 1653

AUTHORITY: Sections 301, 304, 306, 307, 308, 402, and 501 of the Clean Water Act, as amended, (33 U.S.C. 1311, 1314, 1316, 1317, 1318, 1342, and 1361), and Section 112 of the Clean Air Act, as amended (42 U.S.C. 7412).

SOURCE: 63 FR 18635, Apr. 15, 1998, unless otherwise noted.

GENERAL PROVISIONS

\$ 430.00 Applicability.

(a) This part applies to any pulp, paper, or paperboard mill that discharges or may discharge process wastewater pollutants to the waters of the United States, or that introduces or may introduce process wastewater pollutants into a publicly owned treatment works.

(b) The following table presents the subcategorization scheme codified in this part, with references to former subpart designations contained in the 1997 edition of 40 CFR parts 425 through 699:

SUBCATEGORIZATION SCHEME WITH REFERENCES TO FORMER SUBPARTS CONTAINED IN THE JULY 1, 1997 EDITION OF 40 CFR PARTS 425 THROUGH 699

Final codified subpart	Final subcategorization scheme	Types of products covered in the subpart
A	Dissolving Kraft	Dissolving pulp at kraft mills (F ^a)
B	Bleached Papergrade Kraft and Soda	Market pulp at bleached kraft mills (G ^a); paperboard, coarse paper, and tissue paper at bleached kraft mills (H ^a); pulp and fine papers at bleached kraft mills (I ^a); and pulp and paper at soda mills (P ^a).
C	Unbleached Kraft	Pulp and paper at unbleached kraft mills including linerboard or bag paper and other mixed products (A ^a); pulp and paper using the unbleached kraft-neutral sulfite semi-chemical (cross recovery) process (D ^a); and pulp and paper at combined unbleached kraft and semi-chemical mills, wherein the spent semi-chemical cooking liquor is burned within the unbleached kraft chemical recovery system (V ^a).
D	Dissolving Sulfite	Pulp at dissolving sulfite mills for the following grades: nitration, viscose, cellophane, and acetate (K ^a).
E	Papergrade Sulfite	Pulp and paper at papergrade sulfite mills where blow pit pulp washing techniques are used (J ^a) and pulp and paper at papergrade sulfite mills where vacuum or pressure drums are used to wash pulp (U ^a).
F	—Calcium-, Magnesium-, or Sodium-based pulps. —Ammonium-based pulps. —Specialty grade pulps. Semi-Chemical	Pulp and paper at semi-chemical mills using an ammonia base or a sodium base (B ^a).
G	Mechanical Pulp	Pulp and paper at groundwood chemi-mechanical mills (L ^a); pulp and paper at groundwood mills through the application of the thermo-mechanical process (M ^a); pulp and coarse paper, molded pulp products, and newsprint at groundwood mills (N ^a); and pulp and fine paper at groundwood mills (O ^a).
H	Non-Wood Chemical Pulp	Pulp and paper at non-wood chemical pulp mills.
I	Secondary Fiber Deink	Pulp and paper at deink mills including fine papers, tissue papers, or newsprint (Q ^a).
J	Secondary Fiber Non-Deink	Paperboard from wastepaper from noncorrugating medium furnish or from corrugating medium furnish (E ^a); tissue paper from wastepaper without deinking at secondary fiber mills (T ^a); molded products from wastepaper without deinking (W ^a); and builders' paper and roofing felt from wastepaper (40 CFR part 431, subpart A ^a).

SUBCATEGORIZATION SCHEME WITH REFERENCES TO FORMER SUBPARTS CONTAINED IN THE JULY 1, 1997 EDITION OF 40 CFR PARTS 425 THROUGH 699—Continued

Final codified subpart	Final subcategorization scheme	Types of products covered in the subpart
K	Fine and Lightweight Papers from Purchased Pulp.	Fine Papers at nonintegrated mills using wood fiber furnish or cotton fiber furnish (R ^a); and lightweight papers at nonintegrated mills or lightweight electrical papers at nonintegrated mills (X ^a).
L	Tissue, Filter, Non-woven, and Paperboard from Purchased Pulp.	Tissue papers at nonintegrated mills (S ^a); filter and non-woven papers at nonintegrated mills (Y ^a); and paperboard at nonintegrated mills (Z ^a).

^aThis subpart is contained in the 40 CFR parts 425 through 699, edition revised as of July 1, 1997.

§ 430.01 General definitions.

In addition to the definitions set forth in 40 CFR part 401 and 40 CFR 403.3, the following definitions apply to this part:

(a) *Adsorbable organic halides (AOX)*. A bulk parameter that measures the total mass of chlorinated organic matter in water and wastewater. The approved method of analysis for AOX is Method 1650, which is available in Appendix A of this part, and online at <http://water.epa.gov/scitech/methods/cwa/index.cfm>.

(b) *Annual average*. The mean concentration, mass loading or production-normalized mass loading of a pollutant over a period of 365 consecutive days (or such other period of time determined by the permitting authority to be sufficiently long to encompass expected variability of the concentration, mass loading, or production-normalized mass loading at the relevant point of measurement).

(c) *Bleach plant*. All process equipment used for bleaching beginning with the first application of bleaching agents (e.g., chlorine, chlorine dioxide, ozone, sodium or calcium hypochlorite, or peroxide), each subsequent extraction stage, and each subsequent stage where bleaching agents are applied to the pulp. For mills in subpart E of this part producing specialty grades of pulp, the bleach plant includes process equipment used for the hydrolysis or extraction stages prior to the first application of bleaching agents. Process equipment used for oxygen

delignification prior to the application of bleaching agents is not part of the bleach plant.

(d) *Bleach plant effluent*. The total discharge of process wastewaters from the bleach plant from each physical bleach line operated at the mill, comprising separate acid and alkaline filtrates or the combination thereof.

(e) *Chemical oxygen demand (COD)*. A bulk parameter that measures the oxygen-consuming capacity of organic and inorganic matter present in water or wastewater. It is expressed as the amount of oxygen consumed from a chemical oxidant in a specific test.

(f) *Elemental chlorine-free (ECF)*. Any process for bleaching pulps in the absence of elemental chlorine and hypochlorite that uses exclusively chlorine dioxide as the only chlorine-containing bleaching agent.

(g) *End of the pipe*. The point at which final mill effluent is discharged to waters of the United States or introduced to a POTW.

(h) *Fiber line*. A series of operations employed to convert wood or other fibrous raw material into pulp. If the final product is bleached pulp, the fiber line encompasses pulping, de-knotting, brownstock washing, pulp screening, centrifugal cleaning, and multiple bleaching and washing stages.

(i) *Minimum level (ML)*. The level at which the analytical system gives recognizable signals and an acceptable calibration point. The following minimum levels apply to pollutants in this part:

Pollutant	Method	Minimum level
2,3,7,8-TCDD	1613	10 pg/L ^a
2,3,7,8-TCDF	1613	10 pg/L ^a
Trichlorosyringol	1653	2.5 ug/L ^b
3,4,5-Trichlorocatechol	1653	5.0 ug/L ^b

Environmental Protection Agency

§ 430.01

Pollutant	Method	Minimum level
3,4,6-Trichlorocatechol	1653	5.0 ug/L ^b
3,4,5-Trichloroguaiacol	1653	2.5 ug/L ^b
3,4,6-Trichloroguaiacol	1653	2.5 ug/L ^b
4,5,6-Trichloroguaiacol	1653	2.5 ug/L ^b
2,4,5-Trichlorophenol	1653	2.5 ug/L ^b
2,4,6-Trichlorophenol	1653	2.5 ug/L ^b
Tetrachlorocatechol	1653	5.0 ug/L ^b
Tetrachloroguaiacol	1653	5.0 ug/L ^b
2,3,4,6-Tetrachlorophenol	1653	2.5 ug/L ^b
Pentachlorophenol	1653	5.0 ug/L ^b
AOX	1650	20 ug/L ^b

^a Picograms per liter.

^b Micrograms per liter.

(j) *New source.* (1) Notwithstanding the criteria codified at 40 CFR 122.29(b)(1), a source subject to subpart B or E of this part is a “new source” if it meets the definition of “new source” at 40 CFR 122.2 and:

(i) It is constructed at a site at which no other source is located; or

(ii) It totally replaces the process or production equipment that causes the discharge of pollutants at an existing source, including the total replacement of a fiber line that causes the discharge of pollutants at an existing source, except as provided in paragraph (j)(2) of this section; or

(iii) Its processes are substantially independent of an existing source at the same site. In determining whether these processes are substantially independent, the Director shall consider such factors as the extent to which the new facility is integrated with the existing plant; and the extent to which the new facility is engaged in the same general type of activity as the existing source.

(2) The following are examples of changes made by mills subject to subparts B or E of this part that alone do not cause an existing mill to become a “new source”:

(i) Upgrades of existing pulping operations;

(ii) Upgrades or replacement of pulp screening and washing operations;

(iii) Installation of extended cooking and/or oxygen delignification systems or other post-digester, pre-bleaching delignification systems;

(iv) Bleach plant modifications including changes in methods or amounts of chemical applications, new chemical applications, installation of new bleaching towers to facilitate replace-

ment of sodium or calcium hypochlorite, and installation of new pulp washing systems; or

(v) Total replacement of process or production equipment that causes the discharge of pollutants at an existing source (including a replacement fiber line), but only if such replacement is performed for the purpose of achieving limitations that have been included in the discharger’s NPDES permit pursuant to § 430.24(b).

(k) *Non-continuous discharger.* (1) Except as provided in paragraph (k)(2) of this section, a non-continuous discharger is a mill which is prohibited by the NPDES authority from discharging pollutants during specific periods of time for reasons other than treatment plant upset control, such periods being at least 24 hours in duration. A mill shall not be deemed a non-continuous discharger unless its permit, in addition to setting forth the prohibition described above, requires compliance with the effluent limitations established for non-continuous dischargers and also requires compliance with maximum day and average of 30 consecutive days effluent limitations. Such maximum day and average of 30 consecutive days effluent limitations for non-continuous dischargers shall be established by the NPDES authority in the form of concentrations which reflect wastewater treatment levels that are representative of the application of the best practicable control technology currently available, the best conventional pollutant control technology, or new source performance standards in lieu of the maximum day and average of 30 consecutive days effluent limitations for conventional pollutants set forth in each subpart.

(2) A mill is a non-continuous discharger for the purposes of determining applicable effluent limitations under subpart B or E of this part (other than conventional limits for existing sources) if, for reasons other than treatment plant upset control (e.g., protecting receiving water quality), the mill is prohibited by the NPDES authority from discharging pollutants during specific periods of time or if it is required to release its discharge on a variable flow or pollutant loading rate basis.

(l) *POTW*. Publicly owned treatment works as defined at 40 CFR 403.3(o).

(m) *Process wastewater*. For subparts B and E only, process wastewater is any water that, during manufacturing or processing, comes into direct contact with or results from the production or use of any raw material, intermediate product, finished product, by-product, or waste product. For purposes of subparts B and E of this part, process wastewater includes boiler blowdown; wastewaters from water treatment and other utility operations; blowdowns from high rate (e.g., greater than 98 percent) recycled non-contact cooling water systems to the extent they are mixed and co-treated with other process wastewaters; wastewater, including leachates, from landfills owned by pulp and paper mills subject to subpart B or E of this part if the wastewater is commingled with wastewater from the mill's manufacturing or processing facility; and storm waters from the immediate process areas to the extent they are mixed and co-treated with other process wastewaters. For purposes of this part, contaminated groundwaters from on-site or off-site groundwater remediation projects are not process wastewater.

(n) *Production*. (1) For all limitations and standards specified in this part except those pertaining to AOX and chloroform: Production shall be defined as the annual off-the-machine production (including off-the-machine coating where applicable) divided by the number of operating days during that year. Paper and paperboard production shall be measured at the off-the-machine moisture content, except for subpart C of this part (as it pertains to pulp and paperboard production at unbleached

kraft mills including linerboard or bag paper and other mixed products, and to pulp and paperboard production using the unbleached kraft neutral sulfite semi-chemical (cross recovery) process), and subparts F and J of this part (as they pertain to paperboard production from wastepaper from noncorrugating medium furnish or from corrugating medium furnish) where paper and paperboard production shall be measured in air-dry-tons (10% moisture content). Market pulp shall be measured in air-dry tons (10% moisture). Production shall be determined for each mill based upon past production practices, present trends, or committed growth.

(2) For AOX and chloroform limitations and standards specified in subparts B and E of this part: Production shall be defined as the annual unbleached pulp production entering the first stage of the bleach plant divided by the number of operating days during that year. Unbleached pulp production shall be measured in air-dried-metric tons (10% moisture) of brownstock pulp entering the bleach plant at the stage during which chlorine or chlorine-containing compounds are first applied to the pulp. In the case of bleach plants that use totally chlorine free bleaching processes, unbleached pulp production shall be measured in air-dried-metric tons (10% moisture) of brownstock pulp entering the first stage of the bleach plant from which wastewater is discharged. Production shall be determined for each mill based upon past production practices, present trends, or committed growth.

(o) *TCDD*. 2,3,7,8-tetrachlorodibenzo-p-dioxin.

(p) *TCDF*. 2,3,7,8-tetrachlorodibenzofuran.

(q) *Totally chlorine-free (TCF) bleaching*. Pulp bleaching operations that are performed without the use of chlorine, sodium hypochlorite, calcium hypochlorite, chlorine dioxide, chlorine monoxide, or any other chlorine-containing compound.

(r) *Wet Barking*. Wet barking operations shall be defined to include hydraulic barking operations and wet drum barking operations which are those drum barking operations that use substantial quantities of water in

Environmental Protection Agency

§ 430.02

either water sprays in the barking drums or in a partial submersion of the drums in a “tub” of water.

(s) TCDD. 2,3,7,8-tetrachlorodibenzo-*p*-dioxin. The approved method of analysis for TCDD is Method 1613B, which is available in Appendix A of this part, and online at <http://water.epa.gov/scitech/methods/cwa/index.cfm>.

(t) TCDF. 2,3,7,8-tetrachlorodibenzofuran. The approved method of analysis for TCDF is Method 1613B, which is available in Appendix A of this part, and online at <http://water.epa.gov/scitech/methods/cwa/index.cfm>.

(u) *Chloroform*. The approved methods of analysis for chloroform are listed in Table IC at 40 CFR 136.3.

(v) The approved method of analysis for the following chlorinated phenolic compounds is Method 1653, which is available in Appendix A of this part, and online at <http://water.epa.gov/scitech/methods/cwa/index.cfm>:

- (1) Trichlorosyringol.
- (2) 3,4,5-Trichlorocatechol.
- (3) 3,4,6-Trichlorocatechol.
- (4) 3,4,5-Trichloroguaiacol.
- (5) 3,4,6-Trichloroguaiacol.

- (6) 4,5,6-Trichloroguaiacol.
- (7) 2,4,5-Trichlorophenol.
- (8) 2,4,6-Trichlorophenol.
- (9) Tetrachlorocatechol.
- (10) Tetrachloroguaiacol.
- (11) 2,3,4,6-Tetrachlorophenol.
- (12) Pentachlorophenol.

[63 FR 18635, Apr. 15, 1998; 63 FR 42239, Aug. 7, 1998, as amended at 29834, May 18, 2012]

§ 430.02 Monitoring requirements.

This section establishes minimum monitoring frequencies for certain pollutants. Where no monitoring frequency is specified in this section or where the duration of the minimum monitoring frequency has expired under paragraphs (b) through (e) of this section, the permit writer or pretreatment control authority shall determine the appropriate monitoring frequency in accordance with 40 CFR 122.44(i) or 40 CFR part 403, as applicable.

(a) *BAT, NSPS, PSES, and PSNS monitoring frequency for chlorinated organic pollutants*. The following monitoring frequencies apply to discharges subject to subpart B or subpart E of this part:

CAS number	Pollutant	Minimum monitoring frequency	
		Non-TCF ^a	TCF ^b
1198556	Tetrachlorocatechol	Monthly	(c)
2539175	Tetrachloroguaiacol	Monthly	(c)
2539266	Trichlorosyringol	Monthly	(c)
2668248	4,5,6-trichloroguaiacol	Monthly	(c)
32139723	3,4,6-trichlorocatechol	Monthly	(c)
56961207	3,4,5-trichlorocatechol	Monthly	(c)
57057837	3,4,5-trichloroguaiacol	Monthly	(c)
58902	2,3,4,6-tetrachlorophenol	Monthly	(c)
60712449	3,4,6-trichloroguaiacol	Monthly	(c)
87865	Pentachlorophenol ^d	Monthly	(c)
88062	2,4,6-trichlorophenol ^d	Monthly	(c)
95954	2,4,5-trichlorophenol ^d	Monthly	(c)
1746016	2,3,7,8-TCDD	Monthly	(c)
51207319	2,3,7,8-TCDF	Monthly	(c)
67663	chloroform ^e	Weekly	(c)
59473040	AOX ^f	Daily	None specified.

^a Non-TCF: Pertains to any fiber line that does not use exclusively TCF bleaching processes.

^b TCF: Pertains to any fiber line that uses exclusively TCF bleaching processes, as disclosed by the discharger in its permit application under 40 CFR 122.21(g)(3) and certified under 40 CFR 122.22 or, for indirect dischargers, as reported to the pretreatment control authority under 40 CFR 403.12 (b), (d), or (e).

^c This regulation does not specify a limit for this pollutant for TCF bleaching processes.

^d Monitoring frequency does not apply to this compound when used as a biocide. The permitting or pretreatment control authority must determine the appropriate monitoring frequency for this compound, when used as a biocide, under 40 CFR 122.44(i) or 40 CFR part 403, as applicable.

^e This regulation does not specify a limit for this pollutant for subpart E mills.

^f This regulation does not specify a limit for this pollutant for the ammonium-based or specialty grade sulfite pulp segments of subpart E.

(b) *Duration of required monitoring for BAT, NSPS, PSES, and PSNS*. The monitoring frequencies specified in para-

graph (a) of this section apply for the following time periods:

§ 430.02

40 CFR Ch. I (7–1–21 Edition)

(1) For direct dischargers, a duration of 5 years commencing on the date the applicable limitations or standards from subpart B or subpart E of this part are first included in the discharger's NPDES permit;

(2) For existing indirect dischargers, until April 17, 2006;

(3) For new indirect dischargers, a duration of 5 years commencing on the date the indirect discharger commences operation.

(c) *Reduced monitoring frequencies for bleach plant pollutants under the Voluntary Advanced Technology Incentives Program.* The following monitoring frequencies apply to mills enrolled in the Voluntary Advanced Technology Incentives Program established under subpart B of this part for a duration of 5 years commencing after achievement of the applicable BAT limitations specified in § 430.24(b)(3) or NSPS specified in § 430.25(c)(1) for the following pollutants, except as noted in footnote f:

CAS number	Pollutant	Minimum monitoring frequency		
		Non-ECF ^a	Advanced ECF ^{b,f}	TCF ^c
1198556	Tetrachlorocatechol	Monthly	Monthly	(^d)
2539175	Tetrachloroguaiacol	Monthly	Monthly	(^d)
2539266	Trichlorosyringol	Monthly	Monthly	(^d)
2668248	4,5,6-trichloroguaiacol	Monthly	Monthly	(^d)
32139723	3,4,6-trichlorocatechol	Monthly	Monthly	(^d)
56961207	3,4,5-trichlorocatechol	Monthly	Monthly	(^d)
57057837	3,4,5-trichloroguaiacol	Monthly	Monthly	(^d)
58902	2,3,4,6-tetrachlorophenol	Monthly	Monthly	(^d)
60712449	3,4,6-trichloroguaiacol	Monthly	Monthly	(^d)
87865	Pentachlorophenol ^e	Monthly	Monthly	(^d)
88062	2,4,6-trichlorophenol ^e	Monthly	Monthly	(^d)
95954	2,4,5-trichlorophenol ^e	Monthly	Monthly	(^d)
1746016	2,3,7,8-TCDD	Monthly	Monthly	(^d)
51207319	2,3,7,8-TCDF	Monthly	Monthly	(^d)
67663	Chloroform	Weekly	Monthly	(^d)

^a Non-ECF: Pertains to any fiber line that does not use exclusively ECF or TCF bleaching processes.

^b Advanced ECF: Pertains to any fiber line that uses exclusively Advanced ECF bleaching processes, or exclusively ECF and TCF bleaching processes as disclosed by the discharger in its permit application under 40 CFR 122.21(g)(3) and certified under 40 CFR 122.22. Advanced ECF consists of the use of extended delignification or other technologies that achieve at least the Tier I performance levels specified in § 430.24(b)(4)(i).

^c TCF: Pertains to any fiber line that uses exclusively TCF bleaching processes, as disclosed by the discharger in its permit application under 40 CFR 122.21(g)(3) and certified under 40 CFR 122.22.

^d This regulation does not specify a limit for this pollutant for TCF bleaching processes.

^e Monitoring frequency does not apply to this compound when used as a biocide. The permitting authority must determine the appropriate monitoring frequency for this compound, when used as a biocide, under 40 CFR 122.44(i).

^f Monitoring requirements for these pollutants by mills certifying as Advanced ECF in their NPDES permit application or other communication to the permitting authority will be suspended after one year of monitoring. The permitting authority must determine the appropriate monitoring frequency for these pollutants beyond that time under 40 CFR 122.44(i).

(d) *Reduced monitoring frequencies for AOX under the Voluntary Advanced Technology Incentives Program (year one).* The following monitoring frequencies apply to direct dischargers enrolled in the Voluntary Advanced

Technology Incentives Program established under subpart B of this part for a duration of one year after achievement of the applicable BAT limitations specified in § 430.24(b)(4)(i) or NSPS specified in § 430.25(c)(2):

CAS number	Pollutant	Non-ECF, any tier ^a	Advanced ECF, any tier ^b	TCF, any tier ^c
59473040	AOX	Daily	Weekly	None specified.

^a Non-ECF: Pertains to any fiber line that does not use exclusively ECF or TCF bleaching processes.

^b Advanced ECF: Pertains to any fiber line that uses exclusively Advanced ECF bleaching processes or exclusively ECF and TCF bleaching processes, as disclosed by the discharger in its permit application under 40 CFR 122.21(g)(3) and certified under 40 CFR 122.22. Advanced ECF consists of the use of extended delignification or other technologies that achieve at least the Tier I performance levels specified in § 430.24(b)(4)(i).

^c TCF: Pertains to any fiber line that uses exclusively TCF bleaching processes, as disclosed by the discharger in its permit application under 40 CFR 122.21(g)(3) and certified under 40 CFR 122.22.

(e) *Reduced monitoring frequencies for AOX under the Voluntary Advanced*

Technology Incentives Program (years

Environmental Protection Agency

§ 430.02

two through five). The following monitoring frequencies apply to mills enrolled in the Voluntary Advanced Technology Incentives Program established under subpart B of this part for

a duration of four years starting one year after achievement of the applicable BAT limitations specified in § 430.24(b)(4)(i) or NSPS specified in § 430.25(c)(2):

CAS number	Pollutant	Non-ECF any tier ^a	Advanced ECF—tier I ^b	Advanced ECF—tier II ^b	Advanced ECF—tier III ^b	TCF— any tier ^c
59473040	AOX	Daily	Monthly	Quarterly	Annually	None specified.

^aNon-ECF: Pertains to any fiber line that does not use exclusively ECF or TCF bleaching processes.

^bAdvanced ECF: Pertains to any fiber line that uses exclusively Advanced ECF bleaching processes or exclusively ECF and TCF bleaching processes, as disclosed by the discharger in its permit application under 40 CFR 122.21(g)(3) and certified under 40 CFR 122.22. Advanced ECF consists of the use of extended delignification or other technologies that achieve at least the Tier I performance levels specified in § 430.24(b)(4)(i).

^cTCF: Pertains to any fiber line that uses exclusively TCF bleaching processes, as disclosed by the discharger in its permit application under 40 CFR 122.21(g)(3) and certified under 40 CFR 122.22.

(f) *Certification in Lieu of Monitoring for Chloroform*—(1) *Under what circumstances may a discharger be exempt from the minimum monitoring requirements of this section for chloroform?* A discharger subject to limitations or standards for chloroform under subpart B of this part is not subject to the minimum monitoring requirements specified in this section for chloroform at a fiber line to which the limitations or standards apply if the discharger meets the requirements of this section.

(2) *How do I qualify for the exemption?* At the time you request an exemption from the minimum monitoring requirements of this section for chloroform from your permitting authority or pretreatment control authority for a fiber line, you must:

(i) Demonstrate, based on 104 measurements taken over a period of not less than two years of monitoring conducted in accordance with paragraph (a) of this section, that you are complying with the applicable limitations or standards for chloroform;

(ii) Certify that you will maintain a record of the maximum value for each of the following process and operating conditions for the fiber line that was recorded during the collection of each of the samples used to make the demonstration required under paragraph (f)(2)(i) of this section.

(A) The pH of the first chlorine dioxide bleaching stage;

(B) The chlorine (Cl₂) content of chlorine dioxide (ClO₂) used on the bleach line;

(C) The kappa factor of the first chlorine dioxide bleaching stage; and

(D) The total bleach line chlorine dioxide application rate;

(iii) Identify the chlorine-containing compound used for bleaching during the collection of samples used to make the demonstration required under paragraph (f)(2)(i) of this section; and

(iv) Certify that the fiber line does not use either elemental chlorine or hypochlorite as bleaching agents.

(3) *What happens if I change the process and operating conditions on the fiber line so that one or more exceeds the maximum value recorded under paragraph (f)(2)(ii) of this section for that process and operating condition?* If you wish to continue your exemption from the minimum monitoring requirements of this section for chloroform, you must:

(i) Demonstrate, based on monitoring conducted at a frequency similar to that required in paragraph (a) of this section and for a duration determined by the permitting or pretreatment control authority, that you are complying with the applicable limitations or standards for chloroform;

(ii) Certify that you will maintain a record of the maximum value for each of the following process and operating conditions for the fiber line that was recorded during the collection of each of the samples used to make the demonstration required under paragraph (f)(6)(i) of this section:

(A) The pH of the first chlorine dioxide bleaching stage;

(B) The chlorine (Cl₂) content of chlorine dioxide (ClO₂) used on the bleach line;

(C) The kappa factor of the first chlorine dioxide bleaching stage; and

(D) The total bleach line chlorine dioxide application rate;

(iii) Identify the chlorine-containing compound used for bleaching during the collection of each sample used to make the demonstration required under paragraph (f)(3)(i) of this section; and

(iv) Certify that the fiber line does not use either elemental chlorine or hypochlorite as bleaching agents.

(4) *What are my reporting obligations?* You must certify in reports required under § 122.41(l)(4) or § 403.12(b) of this chapter, as appropriate, that the chlorine-containing compounds used for bleaching are unchanged from those identified under paragraph (f)(2)(iii) of this section and that the following process and operating conditions maintained on the fiber line during the reporting period have not exceeded the maximum value recorded for each such condition during the collection of the samples used to make the demonstration required under paragraphs (f)(2)(i) or (f)(3)(i) of this section:

(i) The pH of the first chlorine dioxide bleaching stage;

(ii) The chlorine (Cl₂) content of chlorine dioxide (ClO₂) used on the bleach line;

(iii) The kappa factor of the first chlorine dioxide bleaching stage; and

(iv) The total bleach line chlorine dioxide application rate.

(5) *What happens if I fail to maintain the records described in paragraphs (f)(2)(ii) and (f)(3)(ii) of this section?* You will be required to comply with the minimum monitoring requirements of this section for chloroform.

(6) *What happens if I exceed the maximum value recorded under paragraphs (f)(2)(ii) or (f)(3)(ii) of this section for any of the process and operating conditions identified in that section?*

(i) If for any reason (e.g., intentionally or due to process upset) you fail to maintain process and operating conditions at values equal to or less than the maximum value recorded under paragraphs (f)(2)(ii) or (f)(3)(ii) of this section for each such condition, you will be in violation of the applicable chloroform limitation or standard unless:

(A) Within 30 days, you notify your permitting or pretreatment control au-

thority in writing of the exceedance; and

(B) You demonstrate compliance with the applicable chloroform limitation or standard by immediately monitoring the bleach plant effluent for chloroform at a frequency similar to that required in paragraph (a) of this section and for a duration determined by the permit or pretreatment control authority.

(ii) In order to continue your exemption from the minimum monitoring requirements of this section for chloroform, you must meet the requirements of paragraph (f)(6)(i) of this section and you must recertify that the fiber line process and operating conditions do not exceed the maximum value recorded under paragraphs (f)(2)(ii) or (f)(3)(ii) of this section for each of the parameters identified in those paragraphs.

(7) *Definitions:*

(i) *Kappa factor*—the ratio of available chlorine (total equivalent chlorine, as percent on oven dry pulp) to the kappa number of the pulp. Kappa number is the lignin content of pulp, as measured by a modified permanganate test corrected to 50 percent consumption of the chemical.

(ii) *Total bleach line chlorine dioxide application rate*—mass of chlorine dioxide applied in all stages of the bleach line per mass of unbleached pulp (*i.e.*, lb/ton or kg/kkg).

(iii) *Chlorine-containing compounds*—compounds containing chlorine used in the bleach plant for bleaching, brightening, whitening, or viscosity control. These compounds include but are not limited to chlorine (Cl₂), sodium hypochlorite (NaOCl), chlorine dioxide (ClO₂) and chlorine monoxide (Cl₂O).

(g) Analyst may use NCASI Method CP-86.07, “Chlorinated Phenolics in Water by *In situ* Acetylation and GC/MS Determination” (January 2002) for determination of certain chlorinated phenols, chlorinated guaiacols, chlorinated catechols, chlorinated benzaldehydes (*i.e.*, vanillins and syringaldehydes), and trichlorsyringol (analytes specified in the method) in bleach plant filtrate as an alternative to EPA Method 1653. NCASI Method CP-86.07 is available from the Publications Coordinator, NCASI, P.O. Box

Environmental Protection Agency

§ 430.03

13318, Research Triangle Park, NC 27709-3318. Telephone: 919-588-1987.

[63 FR 18635, Apr. 15, 1998, as amended at 67 FR 58997, Sept. 19, 2002; 72 FR 11248, Mar. 12, 2007]

§ 430.03 Best management practices (BMPs) for spent pulping liquor, soap, and turpentine management, spill prevention, and control.

(a) *Applicability.* This section applies to direct and indirect discharging pulp, paper, and paperboard mills with pulp production in subparts B (Bleached Papergrade Kraft and Soda) and E (Papergrade Sulfite).

(b) *Specialized definitions*—(1) *Action Level:* A daily pollutant loading that when exceeded triggers investigative or corrective action. Mills determine action levels by a statistical analysis of six months of daily measurements collected at the mill. For example, the lower action level may be the 75th percentile of the running seven-day averages (that value exceeded by 25 percent of the running seven-day averages) and the upper action level may be the 90th percentile of the running seven-day averages (that value exceeded by 10 percent of the running seven-day averages).

(2) *Equipment Items in Spent Pulping Liquor, Soap, and Turpentine Service:* Any process vessel, storage tank, pumping system, evaporator, heat exchanger, recovery furnace or boiler, pipeline, valve, fitting, or other device that contains, processes, transports, or comes into contact with spent pulping liquor, soap, or turpentine. Sometimes referred to as “equipment items.”

(3) *Immediate Process Area:* The location at the mill where pulping, screening, knotting, pulp washing, pulping liquor concentration, pulping liquor processing, and chemical recovery facilities are located, generally the battery limits of the aforementioned processes. “Immediate process area” includes spent pulping liquor storage and spill control tanks located at the mill, whether or not they are located in the immediate process area.

(4) *Intentional Diversion:* The planned removal of spent pulping liquor, soap, or turpentine from equipment items in spent pulping liquor, soap, or turpentine service by the mill for any purpose

including, but not limited to, maintenance, grade changes, or process shutdowns.

(5) *Mill:* The owner or operator of a direct or indirect discharging pulp, paper, or paperboard manufacturing facility subject to this section.

(6) *Senior Technical Manager:* The person designated by the mill manager to review the BMP Plan. The senior technical manager shall be the chief engineer at the mill, the manager of pulping and chemical recovery operations, or other such responsible person designated by the mill manager who has knowledge of and responsibility for pulping and chemical recovery operations.

(7) *Soap:* The product of reaction between the alkali in kraft pulping liquor and fatty acid portions of the wood, which precipitate out when water is evaporated from the spent pulping liquor.

(8) *Spent Pulping Liquor:* For kraft and soda mills “spent pulping liquor” means black liquor that is used, generated, stored, or processed at any point in the pulping and chemical recovery processes. For sulfite mills “spent pulping liquor” means any intermediate, final, or used chemical solution that is used, generated, stored, or processed at any point in the sulfite pulping and chemical recovery processes (e.g., ammonium-, calcium-, magnesium-, or sodium-based sulfite liquors).

(9) *Turpentine:* A mixture of terpenes, principally pinene, obtained by the steam distillation of pine gum recovered from the condensation of digester relief gases from the cooking of softwoods by the kraft pulping process. Sometimes referred to as sulfate turpentine.

(c) *Requirement to implement Best Management Practices.* Each mill subject to this section must implement the Best Management Practices (BMPs) specified in paragraphs (c)(1) through (10) of this section. The primary objective of the BMPs is to prevent leaks and spills of spent pulping liquors, soap, and turpentine. The secondary objective is to contain, collect, and recover at the immediate process area, or otherwise control, those leaks, spills, and intentional diversions of spent pulping liquor,

soap, and turpentine that do occur. BMPs must be developed according to best engineering practices and must be implemented in a manner that takes into account the specific circumstances at each mill. The BMPs are as follows:

(1) The mill must return spilled or diverted spent pulping liquors, soap, and turpentine to the process to the maximum extent practicable as determined by the mill, recover such materials outside the process, or discharge spilled or diverted material at a rate that does not disrupt the receiving wastewater treatment system.

(2) The mill must establish a program to identify and repair leaking equipment items. This program must include:

(i) Regular visual inspections (e.g., once per day) of process areas with equipment items in spent pulping liquor, soap, and turpentine service;

(ii) Immediate repairs of leaking equipment items, when possible. Leaking equipment items that cannot be repaired during normal operations must be identified, temporary means for mitigating the leaks must be provided, and the leaking equipment items repaired during the next maintenance outage;

(iii) Identification of conditions under which production will be curtailed or halted to repair leaking equipment items or to prevent pulping liquor, soap, and turpentine leaks and spills; and

(iv) A means for tracking repairs over time to identify those equipment items where upgrade or replacement may be warranted based on frequency and severity of leaks, spills, or failures.

(3) The mill must operate continuous, automatic monitoring systems that the mill determines are necessary to detect and control leaks, spills, and intentional diversions of spent pulping liquor, soap, and turpentine. These monitoring systems should be integrated with the mill process control system and may include, e.g., high level monitors and alarms on storage tanks; process area conductivity (or pH) monitors and alarms; and process area sewer, process wastewater, and wastewater treatment plant conductivity (or pH) monitors and alarms.

(4) The mill must establish a program of initial and refresher training of operators, maintenance personnel, and other technical and supervisory personnel who have responsibility for operating, maintaining, or supervising the operation and maintenance of equipment items in spent pulping liquor, soap, and turpentine service. The refresher training must be conducted at least annually and the training program must be documented.

(5) The mill must prepare a brief report that evaluates each spill of spent pulping liquor, soap, or turpentine that is not contained at the immediate process area and any intentional diversion of spent pulping liquor, soap, or turpentine that is not contained at the immediate process area. The report must describe the equipment items involved, the circumstances leading to the incident, the effectiveness of the corrective actions taken to contain and recover the spill or intentional diversion, and plans to develop changes to equipment and operating and maintenance practices as necessary to prevent recurrence. Discussion of the reports must be included as part of the annual refresher training.

(6) The mill must establish a program to review any planned modifications to the pulping and chemical recovery facilities and any construction activities in the pulping and chemical recovery areas before these activities commence. The purpose of such review is to prevent leaks and spills of spent pulping liquor, soap, and turpentine during the planned modifications, and to ensure that construction and supervisory personnel are aware of possible liquor diversions and of the requirement to prevent leaks and spills of spent pulping liquors, soap, and turpentine during construction.

(7) The mill must install and maintain secondary containment (*i.e.*, containment constructed of materials impervious to pulping liquors) for spent pulping liquor bulk storage tanks equivalent to the volume of the largest tank plus sufficient freeboard for precipitation. An annual tank integrity testing program, if coupled with other containment or diversion structures,

may be substituted for secondary containment for spent pulping liquor bulk storage tanks.

(8) The mill must install and maintain secondary containment for turpentine bulk storage tanks.

(9) The mill must install and maintain curbing, diking or other means of isolating soap and turpentine processing and loading areas from the wastewater treatment facilities.

(10) The mill must conduct wastewater monitoring to detect leaks and spills, to track the effectiveness of the BMPs, and to detect trends in spent pulping liquor losses. Such monitoring must be performed in accordance with paragraph (i) of this section.

(d) *Requirement to develop a BMP Plan.* (1) Each mill subject to this section must prepare and implement a BMP Plan. The BMP Plan must be based on a detailed engineering review as described in paragraphs (d)(2) and (3) of this section. The BMP Plan must specify the procedures and the practices required for each mill to meet the requirements of paragraph (c) of this section, the construction the mill determines is necessary to meet those requirements including a schedule for such construction, and the monitoring program (including the statistically derived action levels) that will be used to meet the requirements of paragraph (i) of this section. The BMP Plan also must specify the period of time that the mill determines the action levels established under paragraph (h) of this section may be exceeded without triggering the responses specified in paragraph (i) of this section.

(2) Each mill subject to this section must conduct a detailed engineering review of the pulping and chemical recovery operations—including but not limited to process equipment, storage tanks, pipelines and pumping systems, loading and unloading facilities, and other appurtenant pulping and chemical recovery equipment items in spent pulping liquor, soap, and turpentine service—for the purpose of determining the magnitude and routing of potential leaks, spills, and intentional diversions of spent pulping liquors, soap, and turpentine during the following periods of operation:

(i) Process start-ups and shut downs;

(ii) Maintenance;

(iii) Production grade changes;

(iv) Storm or other weather events;

(v) Power failures; and

(vi) Normal operations.

(3) As part of the engineering review, the mill must determine whether existing spent pulping liquor containment facilities are of adequate capacity for collection and storage of anticipated intentional liquor diversions with sufficient contingency for collection and containment of spills. The engineering review must also consider:

(i) The need for continuous, automatic monitoring systems to detect and control leaks and spills of spent pulping liquor, soap, and turpentine;

(ii) The need for process wastewater diversion facilities to protect end-of-pipe wastewater treatment facilities from adverse effects of spills and diversions of spent pulping liquors, soap, and turpentine;

(iii) The potential for contamination of storm water from the immediate process areas; and

(iv) The extent to which segregation and/or collection and treatment of contaminated storm water from the immediate process areas is appropriate.

(e) *Amendment of BMP Plan.* (1) Each mill subject to this section must amend its BMP Plan whenever there is a change in mill design, construction, operation, or maintenance that materially affects the potential for leaks or spills of spent pulping liquor, turpentine, or soap from the immediate process areas.

(2) Each mill subject to this section must complete a review and evaluation of the BMP Plan five years after the first BMP Plan is prepared and, except as provided in paragraph (e)(1) of this section, once every five years thereafter. As a result of this review and evaluation, the mill must amend the BMP Plan within three months of the review if the mill determines that any new or modified management practices and engineered controls are necessary to reduce significantly the likelihood of spent pulping liquor, soap, and turpentine leaks, spills, or intentional diversions from the immediate process areas, including a schedule for implementation of such practices and controls.

(f) *Review and certification of BMP Plan.* The BMP Plan, and any amendments thereto, must be reviewed by the senior technical manager at the mill and approved and signed by the mill manager. Any person signing the BMP Plan or its amendments must certify to the permitting or pretreatment control authority under penalty of law that the BMP Plan (or its amendments) has been prepared in accordance with good engineering practices and in accordance with this regulation. The mill is not required to obtain approval from the permitting or pretreatment control authority of the BMP Plan or any amendments thereto.

(g) *Record keeping requirements.* (1) Each mill subject to this section must maintain on its premises a complete copy of the current BMP Plan and the records specified in paragraph (g)(2) of this section and must make such BMP Plan and records available to the permitting or pretreatment control authority and the Regional Administrator or his or her designee for review upon request.

(2) The mill must maintain the following records for 3 years from the date they are created:

(i) Records tracking the repairs performed in accordance with the repair program described in paragraph (c)(2) of this section;

(ii) Records of initial and refresher training conducted in accordance with paragraph (c)(4) of this section;

(iii) Reports prepared in accordance with paragraph (c)(5) of this section; and

(iv) Records of monitoring required by paragraphs (c)(10) and (i) of this section.

(h) *Establishment of wastewater treatment system influent action levels.* (1) Each mill subject to this section must conduct a monitoring program, described in paragraph (h)(2) of this section, for the purpose of defining wastewater treatment system influent characteristics (or action levels), described in paragraph (h)(3) of this section, that will trigger requirements to initiate investigations on BMP effectiveness and to take corrective action.

(2) Each mill subject to this section must employ the following procedures

in order to develop the action levels required by paragraph (h) of this section:

(i) *Monitoring parameters.* The mill must collect 24-hour composite samples and analyze the samples for a measure of organic content (e.g., Chemical Oxygen Demand (COD) or Total Organic Carbon (TOC)). Alternatively, the mill may use a measure related to spent pulping liquor losses measured continuously and averaged over 24 hours (e.g., specific conductivity or color).

(ii) *Monitoring locations.* For direct dischargers, monitoring must be conducted at the point influent enters the wastewater treatment system. For indirect dischargers monitoring must be conducted at the point of discharge to the POTW. For the purposes of this requirement, the mill may select alternate monitoring point(s) in order to isolate possible sources of spent pulping liquor, soap, or turpentine from other possible sources of organic wastewaters that are tributary to the wastewater treatment facilities (e.g., bleach plants, paper machines and secondary fiber operations).

(3) By the date prescribed in paragraph (j)(1)(iii) of this section, each existing discharger subject to this section must complete an initial six-month monitoring program using the procedures specified in paragraph (h)(2) of this section and must establish initial action levels based on the results of that program. A wastewater treatment influent action level is a statistically determined pollutant loading determined by a statistical analysis of six months of daily measurements. The action levels must consist of a lower action level, which if exceeded will trigger the investigation requirements described in paragraph (i) of this section, and an upper action level, which if exceeded will trigger the corrective action requirements described in paragraph (i) of this section.

(4) By the date prescribed in paragraph (j)(1)(vi) of this section, each existing discharger must complete a second six-month monitoring program using the procedures specified in paragraph (h)(2) of this section and must establish revised action levels based on the results of that program. The initial

action levels shall remain in effect until replaced by revised action levels.

(5) By the date prescribed in paragraph (j)(2) of this section, each new source subject to this section must complete a six-month monitoring program using the procedures specified in paragraph (h)(2) of this section and must develop a lower action level and an upper action level based on the results of that program.

(6) Action levels developed under this paragraph must be revised using six months of monitoring data after any change in mill design, construction, operation, or maintenance that materially affects the potential for leaks or spills of spent pulping liquor, soap, or turpentine from the immediate process areas.

(i) *Monitoring, corrective action, and reporting requirements.* (1) Each mill subject to this section must conduct daily monitoring of the influent to the wastewater treatment system in accordance with the procedures described in paragraph (h)(2) of this section for the purpose of detecting leaks and spills, tracking the effectiveness of the BMPs, and detecting trends in spent pulping liquor losses.

(2) Whenever monitoring results exceed the lower action level for the period of time specified in the BMP Plan, the mill must conduct an investigation to determine the cause of such exceedance. Whenever monitoring results exceed the upper action level for the period of time specified in the BMP Plan, the mill must complete corrective action to bring the wastewater treatment system influent mass loading below the lower action level as soon as practicable.

(3) Although exceedances of the action levels will not constitute violations of an NPDES permit or pretreatment standard, failure to take the actions required by paragraph (i)(2) of this section as soon as practicable will be a permit or pretreatment standard violation.

(4) Each mill subject to this section must report to the NPDES permitting or pretreatment control authority the results of the daily monitoring conducted pursuant to paragraph (i)(1) of this section. Such reports must include a summary of the monitoring results,

the number and dates of exceedances of the applicable action levels, and brief descriptions of any corrective actions taken to respond to such exceedances. Submission of such reports shall be at the frequency established by the NPDES permitting or pretreatment control authority, but in no case less than once per year.

(j) *Compliance deadlines*—(1) *Existing direct and indirect dischargers.* Except as provided in paragraph (j)(2) of this section for new sources, indirect discharging mills subject to this section must meet the deadlines set forth below. Except as provided in paragraph (j)(2) of this section for new sources, NPDES permits must require direct discharging mills subject to this section to meet the deadlines set forth below. If a deadline set forth below has passed at the time the NPDES permit containing the BMP requirement is issued, the NPDES permit must require immediate compliance with such BMP requirement(s).

(i) Prepare BMP Plans and certify to the permitting or pretreatment authority that the BMP Plan has been prepared in accordance with this regulation not later than April 15, 1999;

(ii) Implement all BMPs specified in paragraph (c) of this section that do not require the construction of containment or diversion structures or the installation of monitoring and alarm systems not later than April 15, 1999.

(iii) Establish initial action levels required by paragraph (h)(3) of this section not later than April 15, 1999.

(iv) Commence operation of any new or upgraded continuous, automatic monitoring systems that the mill determines to be necessary under paragraph (c)(3) of this section (other than those associated with construction of containment or diversion structures) not later than April 17, 2000.

(v) Complete construction and commence operation of any spent pulping liquor, collection, containment, diversion, or other facilities, including any associated continuous monitoring systems, necessary to fully implement BMPs specified in paragraph (c) of this section not later than April 16, 2001.

§ 430.10

40 CFR Ch. I (7–1–21 Edition)

(vi) Establish revised action levels required by paragraph (h)(4) of this section as soon as possible after fully implementing the BMPs specified in paragraph (c) of this section, but not later than January 15, 2002.

(2) *New sources.* Upon commencing discharge, new sources subject to this section must implement all of the BMPs specified in paragraph (c) of this section, prepare the BMP Plan required by paragraph (d) of this section, and certify to the permitting or pretreatment authority that the BMP Plan has been prepared in accordance with this regulation as required by paragraph (f) of this section, except that the action levels required by paragraph (h)(5) of this section must be established not later than 12 months after commencement of discharge, based on six months of monitoring data obtained prior to that date in accordance with the procedures specified in paragraph (h)(2) of this section.

(k) The provisions of paragraphs (c) through (j) of this section do not apply to the bleached papergrade kraft mill, commonly known as the Androscoggin Mill, that is owned by International Paper and located in Jay, Maine. In lieu of imposing the requirements specified in those paragraphs, the permitting authority shall establish conditions for the discharge of COD and color for this mill on the basis of best professional judgment.

[63 FR 18635, Apr. 15, 1998, as amended at 65 FR 46108, July 27, 2000]

Subpart A—Dissolving Kraft Subcategory

§ 430.10 Applicability; description of the dissolving kraft subcategory.

The provisions of this subpart apply to discharges resulting from the production of dissolving pulp at kraft mills.

§ 430.11 Specialized definitions.

For the purpose of this subpart, the general definitions, abbreviations, and methods of analysis set forth in 40 CFR part 401 and § 430.01 of this part shall apply to this subpart.

§ 430.12 Effluent limitations representing the degree of effluent reduction attainable by the application of the best practicable control technology currently available (BPT).

(a) Except as provided in 40 CFR 125.30 through 125.32, any existing point source subject to this subpart must achieve the following effluent limitations representing the degree of effluent reduction attainable by the application of the best practicable control technology currently available (BPT), except that non-continuous dischargers shall not be subject to the maximum day and average of 30 consecutive days limitations but shall be subject to annual average effluent limitations:

SUBPART A
[BPT effluent limitations]

Pollutant or pollutant property	Kg/kgg (or pounds per 1,000 lb) of product		
	Continuous dischargers		Non-continuous dischargers
	Maximum for any 1 day	Average of daily values for 30 consecutive days	
BOD5	23.6	12.25	6.88
TSS	37.3	20.05	11.02
pH	(¹)	(¹)	(¹)

¹ Within the range of 5.0 to 9.0 at all times.

(b) The following limitations establish the quantity or quality of pollutants or pollutant properties, controlled

by this section, resulting from the use of wet barking operations, which may be discharged by a point source subject

Environmental Protection Agency

§ 430.12

to the provisions of this subpart. These limitations are in addition to the limitations set forth in paragraph (a) of this section and shall be calculated using the proportion of the mill's total production due to use of logs which are

subject to such operations. Non-continuous dischargers shall not be subject to the maximum day and average of 30 consecutive days limitations, but shall be subject to annual average effluent limitations:

SUBPART A

[BPT effluent limitations]

Pollutant or pollutant property	Kg/kg (or pounds per 1,000 lb) of product		
	Continuous dischargers		Non-continuous dischargers (annual average)
	Maximum for any 1 day	Average of daily values for 30 consecutive days	
BOD5	3.2	1.7	0.95
TSS	6.9	3.75	2.0
pH	(¹)	(¹)	(¹)

¹ Within the range of 5.0 to 9.0 at all times.

(c) The following limitations establish the quantity or quality of pollutants or pollutant parameters, controlled by this section, resulting from the use of log washing or chip washing operations, which may be discharged by a point source subject to the provisions of this subpart. These limitations are in addition to the limitations set forth in paragraph (a) of this section

and shall be calculated using the proportion of the mill's total production due to use of logs and/or chips which are subject to such operations. Non-continuous dischargers shall not be subject to the maximum day and average of 30 consecutive days limitations, but shall be subject to the annual average effluent limitations:

SUBPART A

[BPT effluent limitations]

Pollutant or pollutant property	Kg/kg (or pounds per 1,000 lb) of product		
	Continuous dischargers		Non-continuous dischargers (annual average)
	Maximum for any 1 day	Average of daily values for 30 consecutive days	
BOD5	0.35	0.2	0.1
TSS	0.70	0.4	0.2
pH	(¹)	(¹)	(¹)

¹ Within the range of 5.0 to 9.0 at all times.

(d) The following limitations establish the quantity or quality of pollutants or pollutant properties, controlled by this section, resulting from the use of log flumes or log ponds, which may be discharged by a point source subject to the provisions of this subpart. These limitations are in addition to the limitations set forth in paragraph (a) of this section and shall be calculated using the proportion of the mill's total

production due to use of logs which are subject to such operations. Non-continuous dischargers shall not be subject to the maximum day and average of 30 consecutive days limitations but shall be subject to the annual average effluent limitations:

SUBPART A
[BPT effluent limitations]

Pollutant or pollutant property	Kg/kkg (or pounds per 1,000 lb) of product		
	Continuous dischargers		Non-continuous dischargers (annual average)
	Maximum for any 1 day	Average of daily values for 30 consecutive days	
BOD5	0.6	0.35	0.2
TSS	1.45	0.8	0.4
pH	(¹)	(¹)	(¹)

¹ Within the range of 5.0 to 9.0 at all times.

§ 430.13 Effluent limitations guidelines representing the degree of effluent reduction attainable by the application of the best conventional pollutant control technology (BCT).

Except as provided in 40 CFR 125.30 through 125.32, any existing point source subject to this subpart shall achieve the following effluent limitations representing the degree of effluent reduction attainable by the application of the best conventional pollutant control technology (BCT): The limitations shall be the same as those specified for conventional pollutants (which are defined in 40 CFR 401.16) in § 430.12 of this subpart for the best practicable control technology currently available (BPT).

§ 430.14 Effluent limitations representing the degree of effluent reduction attainable by the application of the best available technology economically achievable (BAT).

Except as provided in 40 CFR 125.30 through 125.32, any existing point source subject to this subpart where chlorophenolic-containing biocides are used must achieve the following effluent limitations representing the degree of effluent reduction attainable by the application of the best available technology economically achievable (BAT). Non-continuous dischargers shall not be subject to the maximum day mass limitations in kg/kkg (lb/1000 lb) but shall be subject to concentration limitations. Concentration limitations are only applicable to non-continuous dischargers. Permittees not using chlorophenolic-containing biocides must certify to the permit-issuing authority that they are not using these biocides:

SUBPART A
[BAT effluent limitations]

Pollutant or pollutant property	Maximum for any 1 day	
	Kg/kkg (or pounds per 1,000 lb) of product	Milligrams/liter
Pentachlorophenol	0.0025	(0.011)(55.1)/y
Trichlorophenol	0.016	(0.068)(55.1)/y

y = wastewater discharged in kgal per ton of product.

§ 430.15 New source performance standards (NSPS).

Any new source subject to this subpart must achieve the following new

source performance standards (NSPS), except that non-continuous dischargers shall not be subject to the maximum day and average of 30 consecutive days effluent limitations for BOD5 and TSS,

Environmental Protection Agency

§ 430.16

but shall be subject to annual average effluent limitations. Also, for non-continuous dischargers, concentration limitations (mg/l) shall apply, where provided. Concentration limitations will only apply to non-continuous dischargers. Only facilities where chlorophenolic-containing biocides are

used shall be subject to pentachlorophenol and trichlorophenol limitations. Permittees not using chlorophenolic-containing biocides must certify to the permit-issuing authority that they are not using these biocides:

SUBPART A [NSPS]

Pollutant or pollutant property	Kg/kg (or pounds per 1,000 lb) of product		
	Continuous dischargers		Non-continuous dischargers (annual average)
	Maximum for any 1 day	Average of daily values for 30 consecutive days	
BOD5	15.6	8.4	4.4
TSS	27.3	14.3	7.5
pH	(¹)	(¹)	(¹)

	Maximum for any 1 day	
	Kg/kg (or pounds per 1,000 lb) of product	Milligrams/liter
Pentachlorophenol	0.0025	(0.012)(50.7)/y
Trichlorophenol	0.016	(0.074)(50.7)/y

y = wastewater discharged in kgal per ton at all times.

¹ Within the range of 5.0 to 9.0 at all times.

§ 430.16 Pretreatment standards for existing sources (PSES).

Except as provided in 40 CFR 403.7 and 403.13, any existing source subject to this subpart that introduces pollutants into a publicly owned treatment works must: comply with 40 CFR part 403; and achieve the following

pretreatment standards for existing sources (PSES) if it uses chlorophenolic-containing biocides. Permittees not using chlorophenolic-containing biocides must certify to the permit-issuing authority that they are not using these biocides. PSES must be attained on or before July 1, 1984:

SUBPART A [PSES]

Pollutant or pollutant property	Maximum for any 1 day	
	Milligrams/liter (mg/l)	Kg/kg (or pounds per 1,000 lb) of product ^a
Pentachlorophenol	(0.011)(55.1)/y	0.0025
Trichlorophenol	(0.082)(55.1)/y	0.019

^a The following equivalent mass limitations are provided as guidance in cases when POTWs find it necessary to impose mass effluent limitations.

§ 430.17

40 CFR Ch. I (7–1–21 Edition)

§ 430.17 Pretreatment standards for new sources (PSNS).

Except as provided in 40 CFR 403.7, any new source subject to this subpart that introduces pollutants into a publicly owned treatment works must: comply with 40 CFR part 403; and

achieve the following pretreatment standards for new sources (PSNS) if it uses chlorophenolic-containing biocides. Permittees not using chlorophenolic-containing biocides must certify to the permit-issuing authority that they are not using these biocides:

SUBPART A [PSNS]

Pollutant or pollutant property	Maximum for any 1 day	
	Milligrams/liter (mg/l)	Kg/kgg (or pounds per 1,000 lb) of product ^a
Pentachlorophenol	(0.012)(50.7)/y	0.0025
Trichlorophenol	(0.089)(50.7)/y	0.019

y = wastewater discharged in kgal per ton of product.

^a The following equivalent mass limitations are provided as guidance in cases when POTWs find it necessary to impose mass effluent limitations.

Subpart B—Bleached Papergrade Kraft and Soda Subcategory

§ 430.20 Applicability; description of the bleached papergrade kraft and soda subcategory.

The provisions of this subpart apply to discharges resulting from: The production of market pulp at bleached kraft mills; the integrated production of paperboard, coarse paper, and tissue paper at bleached kraft mills; the integrated production of pulp and fine papers at bleached kraft mills; and the integrated production of pulp and paper at soda mills.

§ 430.21 Specialized definitions.

(a) The general definitions, abbreviations, and methods of analysis set forth in 40 CFR part 401 and § 430.01 of this part apply to this subpart.

(b) *Baseline BAT limitations or NSPS* means the BAT limitations specified in § 430.24(a) (1) or (2), as applicable, and the NSPS specified in § 430.25(b) (1) or (2), as applicable, that apply to any direct discharger that is not “enrolled” in the “Voluntary Advanced Technology Incentives Program.”

(c) *Enroll* means to notify the permitting authority that a mill intends to participate in the “Voluntary Advanced Technology Incentives Program.” A mill can enroll by indicating

its intention to participate in the program either as part of its application for a National Pollutant Discharge Elimination System (NPDES) permit, or through separate correspondence to the permitting authority as long as the mill signs the correspondence in accordance with 40 CFR 122.22.

(d) *Existing effluent quality* means the level at which the pollutants identified in § 430.24(a)(1) are present in the effluent of a mill “enrolled” in the “Voluntary Advanced Technology Incentives Program.”

(e) *Kappa number* is a measure of the lignin content in unbleached pulp, determined after pulping and prior to bleaching.

(f) *Voluntary Advanced Technology Incentives Program* is the program established under § 430.24(b) (for existing direct dischargers) and § 430.25(c) (for new direct dischargers) whereby participating mills agree to accept enforceable effluent limitations and conditions in their NPDES permits that are more stringent than the “baseline BAT limitations or NSPS” that would otherwise apply, in exchange for regulatory- and enforcement-related rewards and incentives.

Environmental Protection Agency

§ 430.22

§ 430.22 Effluent limitations representing the degree of effluent reduction attainable by the application of the best practicable control technology currently available (BPT).

(a) Except as provided in 40 CFR 125.30 through 125.32, any existing point

source subject to this subpart must achieve the following effluent limitations representing the degree of effluent reduction attainable by the application of the best practicable control technology currently available (BPT):

SUBPART B

[BPT effluent limitations for bleached kraft facilities where market pulp is produced]

Pollutant or pollutant parameter	Kg/kg (or pounds per 1,000 lb) of product		
	Continuous dischargers		Non-continuous dischargers (annual average)
	Maximum for any 1 day	Average of daily values for 30 consecutive days	
BOD5	15.45	8.05	4.52
TSS	30.4	16.4	9.01
pH	(¹)	(¹)	(¹)

¹ Within the range of 5.0 to 9.0 at all times.

SUBPART B

[BPT effluent limitations for bleached kraft facilities where paperboard, coarse paper, and tissue paper are produced]

Pollutant or pollutant parameter	Kg/kg (or pounds per 1,000 lb) of product		
	Continuous dischargers		Non-continuous dischargers (annual average)
	Maximum for any 1 day	Average of daily values for 30 consecutive days	
BOD5	13.65	7.1	3.99
TSS	24.0	12.9	7.09
pH	(¹)	(¹)	(¹)

¹ Within the range of 5.0 to 9.0 at all times.

SUBPART B

[BPT effluent limitations for bleached kraft facilities where pulp and fine papers are produced]

Pollutant or pollutant parameter	Kg/kg (or pounds per 1,000 lb) of product		
	Continuous dischargers		Non-continuous dischargers (annual average)
	Maximum for any 1 day	Average of daily values for 30 consecutive days	
BOD5	10.6	5.5	3.09
TSS	22.15	11.9	6.54
pH	(¹)	(¹)	(¹)

¹ Within the range of 5.0 to 9.0 at all times.

SUBPART B

[BPT effluent limitations for soda facilities where pulp and paper are produced]

Pollutant or pollutant parameter	Kg/kg (or pounds per 1,000 lb) of product		
	Continuous dischargers		Non-continuous dischargers (annual average)
	Maximum for any 1 day	Average of daily values for 30 consecutive days	
BOD5	13.7	7.1	3.99
TSS	24.5	13.2	7.25
pH	(¹)	(¹)	(¹)

¹ Within the range of 5.0 to 9.0 at all times.

(b) The following limitations establish the quantity or quality of pollutants or pollutant properties, controlled by this section, resulting from the use of wet barking operations, which may be discharged by a point source subject to the provisions of this subpart. These

limitations are in addition to the limitations set forth in paragraph (a) of this section and shall be calculated using the proportion of the mill's total production due to use of logs which are subject to such operations:

SUBPART B

[BPT effluent limitations for bleached kraft facilities where market pulp is produced]

Pollutant or pollutant parameter	Kg/kg (or pounds per 1,000 lb) of product		
	Continuous dischargers		Non-continuous dischargers (annual average)
	Maximum for any 1 day	Average of daily values for 30 consecutive days	
BOD5	2.3	1.2	0.70
TSS	5.3	2.85	1.55
pH	(¹)	(¹)	(¹)

¹ Within the range of 5.0 to 9.0 at all times.

SUBPART B

[BPT effluent limitations for bleached kraft facilities where paperboard, coarse paper, and tissue paper are produced]

Pollutant or pollutant parameter	Kg/kg (or pounds per 1,000 lb) of product		
	Continuous dischargers		Non-continuous dischargers (annual average)
	Maximum for any 1 day	Average of daily values for 30 consecutive days	
BOD5	2.25	1.2	0.65
TSS	5.75	3.1	1.70
pH	(¹)	(¹)	(¹)

¹ Within the range of 5.0 to 9.0 at all times.

Environmental Protection Agency

§ 430.22

SUBPART B

[BPT effluent limitations for bleached kraft facilities where pulp and fine papers are produced]

Pollutant or pollutant parameter	Kg/kg (or pounds per 1,000 lb) of product		
	Continuous dischargers		Non-continuous dischargers (annual average)
	Maximum for any 1 day	Average of daily values for 30 consecutive days	
BOD5	1.95	1.0	0.55
TSS	5.3	2.85	1.55
pH	(¹)	(¹)	(¹)

¹ Within the range of 5.0 to 9.0 at all times.

SUBPART B

[BPT effluent limitations for soda facilities where pulp and papers are produced]

Pollutant or pollutant parameter	Kg/kg (or pounds per 1,000 lb) of product		
	Continuous dischargers		Non-continuous dischargers (annual average)
	Maximum for any 1 day	Average of daily values for 30 consecutive days	
BOD5	2.05	1.1	0.60
TSS	5.25	2.8	1.55
pH	(¹)	(¹)	(¹)

¹ Within the range of 5.0 to 9.0 at all times.

(c) The following limitations establish the quantity or quality of pollutants or pollutant parameters, controlled by this section, resulting from the use of log washing or chip washing operations, which may be discharged by a point source subject to the provisions of this subpart. These limitations are in addition to the limitations set forth in paragraph (a) of this section and shall be calculated using the proportion of the mill's total production due to use of logs and/or chips which are subject to such operations:

sions of this subpart. These limitations are in addition to the limitations set forth in paragraph (a) of this section and shall be calculated using the proportion of the mill's total production due to use of logs and/or chips which are subject to such operations:

SUBPART B

[BPT effluent limitations for bleached kraft facilities where market pulp is produced]

Pollutant or pollutant parameter	Kg/kg (or pounds per 1,000 lb) of product		
	Continuous dischargers		Non-continuous dischargers (annual average)
	Maximum for any 1 day	Average of daily values for 30 consecutive days	
BOD5	0.2	0.1	0.1
TSS	0.6	0.3	0.15
pH	(¹)	(¹)	(¹)

¹ Within the range of 5.0 to 9.0 at all times.

SUBPART B

[BPT effluent limitations for bleached kraft facilities where paperboard, coarse paper, and tissue paper are produced]

Pollutant or pollutant parameter	Kg/kg (or pounds per 1,000 lb) of product		
	Continuous dischargers		Non-continuous dischargers (annual average)
	Maximum for any 1 day	Average of daily values for 30 consecutive days	
BOD5	0.25	0.15	0.05
TSS	0.65	0.35	0.20
pH	(¹)	(¹)	(¹)

¹ Within the range of 5.0 to 9.0 at all times.

SUBPART B

[BPT effluent limitations for bleached kraft facilities where pulp and fine papers are produced]

Pollutant or pollutant parameter	Kg/kg (or pounds per 1,000 lb) of product		
	Continuous dischargers		Non-continuous dischargers (annual average)
	Maximum for any 1 day	Average of daily values for 30 consecutive days	
BOD5	0.2	0.1	0.05
TSS	0.55	0.3	0.15
pH	(¹)	(¹)	(¹)

¹ Within the range of 5.0 to 9.0 at all times.

SUBPART B

[BPT effluent limitations for soda facilities where pulp and papers are produced]

Pollutant or pollutant parameter	Kg/kg (or pounds per 1,000 lb) of product		
	Continuous dischargers		Non-continuous dischargers (annual average)
	Maximum for any 1 day	Average of daily values for 30 consecutive days	
BOD5	0.15	0.1	0.05
TSS	0.5	0.25	0.15
pH	(¹)	(¹)	(¹)

¹ Within the range of 5.0 to 9.0 at all times.

(d) The following limitations establish the quantity or quality of pollutants or pollutant properties, controlled by this section, resulting from the use of log flumes or log ponds, which may be discharged by a point source subject to the provisions of this subpart. These

limitations are in addition to the limitations set forth in paragraph (a) of this section and shall be calculated using the proportion of the mill's total production due to use of logs which are subject to such operations:

Environmental Protection Agency

\$ 430.22

SUBPART B

[BPT effluent limitations for bleached kraft facilities where market pulp is produced]

Pollutant or pollutant parameter	Kg/kg (or pounds per 1,000 lb) of product		
	Continuous dischargers		Non-continuous dischargers (annual average)
	Maximum for any 1 day	Average of daily values for 30 consecutive days	
BOD5	0.4	0.2	0.15
TSS	1.15	0.6	0.35
pH	(¹)	(¹)	(¹)

¹ Within the range of 5.0 to 9.0 at all times.

SUBPART B

[BPT effluent limitations for bleached kraft facilities where paperboard, coarse paper, and tissue paper are produced]

Pollutant or pollutant parameter	Kg/kg (or pounds per 1,000 lb) of product		
	Continuous dischargers		Non-continuous dischargers (annual average)
	Maximum for any 1 day	Average of daily values for 30 consecutive days	
BOD5	0.45	0.25	0.10
TSS	1.25	0.7	0.35
pH	(¹)	(¹)	(¹)

¹ Within the range of 5.0 to 9.0 at all times.

SUBPART B

[BPT effluent limitations for bleached kraft facilities where pulp and fine papers are produced]

Pollutant or pollutant parameter	Kg/kg (or pounds per 1,000 lb) of product		
	Continuous dischargers		Non-continuous dischargers (annual average)
	Maximum for any 1 day	Average of daily values for 30 consecutive days	
BOD5	0.35	0.2	0.10
TSS	1.15	0.6	0.30
pH	(¹)	(¹)	(¹)

¹ Within the range of 5.0 to 9.0 at all times.

SUBPART B

[BPT effluent limitations for soda facilities where pulp and papers are produced]

Pollutant or pollutant parameter	Kg/kg (or pounds per 1,000 lb) of product		
	Continuous dischargers		Non-continuous dischargers (annual average)
	Maximum for any 1 day	Average of daily values for 30 consecutive days	
BOD5	0.3	0.2	0.10
TSS	1.1	0.55	0.35
pH	(¹)	(¹)	(¹)

¹ Within the range of 5.0 to 9.0 at all times.

§ 430.23

40 CFR Ch. I (7–1–21 Edition)

§ 430.23 Effluent limitations representing the degree of effluent reduction attainable by the application of the best conventional pollutant control technology (BCT).

Except as provided in 40 CFR 125.30 through 125.32, any existing point source subject to this subpart must achieve the following effluent limitations representing the degree of effluent reduction attainable by the application of the best conventional pollutant control technology (BCT). The limitations shall be the same as those specified in § 430.22 of this subpart for the best practicable control technology currently available (BPT).

§ 430.24 Effluent limitations representing the degree of effluent reduction attainable by the application of best available technology economically achievable (BAT).

Except as provided in 40 CFR 125.30 through 125.32, any existing point source subject to this subpart must achieve the following effluent limitations representing the degree of effluent reduction attainable by the application of the best available technology economically achievable (BAT).

(a) Except as provided in paragraph (b) of this section—

(1) The following effluent limitations apply with respect to each fiber line that does not use an exclusively TCF bleaching process, as disclosed by the discharger in its NPDES permit application under 40 CFR 122.21(g)(3) and certified under 40 CFR 122.22:

SUBPART B

Pollutant or pollutant property	BAT effluent limitations	
	Maximum for any 1 day	Monthly average
TCDD	<ML ^a	(^b)
TCDF	31.9 ^c	(^b)
Chloroform	6.92 ^d	4.14 (^d)
Trichlorosyringol	<ML ^a	(^b)
3,4,5-trichlorocatechol	<ML ^a	(^b)
3,4,6-trichlorocatechol	<ML ^a	(^b)
3,4,5-trichloroguaiacol	<ML ^a	(^b)
3,4,6-trichloroguaiacol	<ML ^a	(^b)
4,5,6-trichloroguaiacol	<ML ^a	(^b)
2,4,5-trichlorophenol	<ML ^a	(^b)
2,4,6-trichlorophenol	<ML ^a	(^b)
Tetrachlorocatechol	<ML ^a	(^b)
Tetrachloroguaiacol	<ML ^a	(^b)
2,3,4,6-tetrachlorophenol	<ML ^a	(^b)
Pentachlorophenol	<ML ^a	(^b)

	Continuous dischargers		Non-continuous dischargers
	Maximum for any 1 day (kg/kg)	Monthly average (kg/kg)	Annual average (kg/kg)
AOX	0.951	0.623	0.512
COD	(^e)	(^e)	(^e)

^a “<ML” means less than the minimum level specified in § 430.01(i) for the particular pollutant.

^b This regulation does not specify this type of limitation for this pollutant; however, permitting authorities may do so as appropriate.

^c Picograms per liter.

^d Grams per 1,000 kilograms (g/kg).

^e [Reserved]

(2) The following effluent limitations apply with respect to each fiber line that uses exclusively TCF bleaching processes, as disclosed by the dis-

charger in its NPDES permit application under 40 CFR 122.21(g)(3) and certified under 40 CFR 122.22:

SUBPART B

Pollutant or pollutant property	BAT effluent limitations (TCF)			
	Continuous dischargers		Non-continuous dischargers	
	Maximum for any 1 day	Monthly average	Maximum for any 1 day	Annual average
	kg/kg (or pounds per 1,000 lb) of product			
AOX	<ML ^a	(b)	<ML ^a	(b)
COD	(c)	(c)	(c)	(c)

^a“<ML” means less than the minimum level specified in § 430.01(j) for the particular pollutant.

^bThis regulation does not specify this type of limitation for this pollutant; however, permitting authorities may do so as appropriate.

^c[Reserved]

(b) The following limitations apply with respect to each fiber line enrolled in the Voluntary Advanced Technology Incentives Program:

(1) Stage 1 Limitations: Numeric limitations that are equivalent to the discharger's existing effluent quality or the discharger's current effluent limitations established under CWA section 301(b)(2), whichever are more stringent, for the pollutants identified in paragraph (a)(1) of this section (with the exception of COD). For AOX, the permitting authority must determine existing effluent quality for each fiber line enrolled in the Voluntary Advanced Technology Incentives Program at the end of the pipe based on loadings attributable to that fiber line. For the remaining pollutants, with the exception of COD, the permitting authority must determine existing effluent quality for each fiber line enrolled in the Voluntary Advanced Technology Incentives Program at the point where the wastewater containing those pollutants leaves the bleach plant. These limitations must be recalculated each time the NPDES permit of a discharger enrolled in the Voluntary Advanced Technology Incentives Program is reissued, up to:

(i) April 15, 2004 for all pollutants in paragraph (a)(1) of this section except AOX; and

(ii) The date specified in paragraph (b)(4)(ii) of this section for achieving

the applicable AOX limitation specified in paragraph (b)(4)(i).

(2) Best Professional Judgment Milestones: Narrative or numeric limitations and/or special permit conditions, as appropriate, established by the permitting authority on the basis of his or her best professional judgment that reflect reasonable interim milestones toward achievement of the effluent limitations specified in paragraphs (b)(3) and (b)(4) of this section, as applicable, after consideration of the Milestones Plan submitted by the discharger in accordance with paragraph (c) of this section.

(3) Six-year Milestones: By April 15, 2004 all dischargers enrolled in the Voluntary Advanced Technology Incentives Program must achieve the following:

(i) The effluent limitations specified in paragraph (a)(1) of this section, except that, with respect to AOX, dischargers subject to Tier I effluent limitations specified in paragraph (b)(4)(i) of this section must achieve the AOX limitation specified in that paragraph; or

(ii) For dischargers that use exclusively TCF bleaching processes as of April 15, 2004, the effluent limitations specified in paragraph (a)(2) of this section.

(4)(i) Stage 2 Limitations:

ULTIMATE VOLUNTARY ADVANCED TECHNOLOGY INCENTIVES PROGRAM BAT LIMITATIONS

Tier	Kappa number (annual average)	Filtrate recycling	Total pulping area condensate, evaporator condensate, and bleach plant wastewater flow (annual average)	AOX (kg/kkg)			
				Non-TCF ^a		TCF	
				Maximum for any 1 day	Annual average	Maximum for any 1 day	Annual average
Tier I ...	20 (softwood furnish) ... 13 (Hardwood furnish)	(^b)	N/A	0.58	0.26	<ML ^c	(^d)
Tier II ..	NA	(^b)	10 cubic meters/kkg	0.23	0.10	<ML ^c	(^d)
Tier III	N/A	(^b)	5 cubic meters/kkg	0.11	0.05	<ML ^c	(^d)

^a Non-TCF: Pertains to any fiber line that does not use exclusively TCF bleaching processes.

^b Complete recycling to the chemical recovery system of all filtrates generated prior to bleaching. Under Tier I, this includes all filtrates up to the point where kappa number is measured.

^c “<ML” means less than the minimum level specified in § 430.01(i) for the particular pollutant.

^d This regulation does not specify this type of limitation for this pollutant; however, permitting authorities may do so as appropriate.

N/A means “not applicable.”

(ii) Deadlines.

(A) A discharger enrolled in Tier I of the Voluntary Advanced Technology Incentives Program must achieve the Tier I limitations in paragraph (b)(4)(i) of this section by April 15, 2004.

(B) A discharger enrolled in Tier II of the Voluntary Advanced Technology Incentives Program must achieve the Tier II limitations in paragraph (b)(4)(i) of this section by April 15, 2009.

(C) A discharger enrolled in Tier III of the Voluntary Advanced Technology Incentives Program must achieve the Tier III limitations in paragraph (b)(4)(i) of this section by April 15, 2014.

(c) All dischargers enrolled or intending to enroll in the Voluntary Advanced Technology Incentives Program must submit to the NPDES permitting authority a Milestones Plan covering all fiber lines enrolled or intended to be enrolled in that program at their mill by October 5, 1999 or the date the discharger applies for an NPDES permit containing limitations and conditions based on paragraph (b) of this section, whichever is later. Mills may claim all or part of the Milestones Plan as confidential business information (CBI) in accordance with 40 CFR part 2 and 40 CFR 122.7. If a mill claims all or part of the plan as CBI, the mill must prepare and submit to the NPDES permitting authority a summary of the plan for public release. The Milestones Plan must include the following information:

(1) A description of each anticipated new technology component or process modification that the discharger in-

tends to implement in order to achieve the limitations in paragraphs (b)(3) and (b)(4) of this section;

(2) A master schedule showing the sequence of implementing the new technology components or process modifications and identifying critical path relationships within the sequence;

(3) A schedule for each individual new technology component or process modification that includes:

(i) The anticipated initiation and completion dates of construction, installation and operational “shake-down” period associated with the technology components or process modifications and, when applicable, the anticipated dates of initiation and completion of associated research, process development, and mill trials;

(ii) The anticipated dates that the discharger expects the technologies and process modifications selected to achieve the limitations specified in paragraphs (b)(3) and (b)(4) of this section to be operational on a full-scale basis; and

(iii) The anticipated magnitude of reductions in effluent quantity and the anticipated improvements in effluent quality associated with each technology and process modification implemented as measured at the bleach plant (for bleach plant, pulping area and evaporator condensates flow and BAT parameters other than Adsorbable Organic Halides (AOX)) and at the end of the pipe (for AOX), and the dates the discharger expects those reductions and improvements to be achieved;

Environmental Protection Agency

\$ 430.24

(4) Contingency plans in the event that any technology or process specified in the Milestones Plan need to be adjusted or alternative approaches developed to ensure that the limitations specified in paragraphs (b)(3) and (b)(4) of this section are met; and

(5) A signature by the responsible corporate officer as defined in 40 CFR 122.22.

(d) The following additional effluent limitations apply to all dischargers

subject to this section in accordance with the previous subcategorization scheme unless the discharger certifies to the permitting authority that it is not using these compounds as biocides. Also, for non-continuous dischargers, concentration limitations (mg/l) shall apply. Concentration limitations will only apply to non-continuous dischargers:

SUBPART B

[Supplemental BAT effluent limitations for bleached kraft facilities where market pulp is produced]

Pollutant or pollutant property	Maximum for any 1 day	
	kg/kg (or pounds per 1,000 lb) of product	Milligrams/liter
Pentachlorophenol	0.0019	(0.011)(41.6)/y
Trichlorophenol	0.012	(0.068)(41.6)/y
y = wastewater discharged in kgal per ton product.		

SUBPART B

[Supplemental BAT effluent limitations for bleached kraft facilities where paperboard, coarse paper, and tissue paper are produced]

Pollutant or pollutant property	Maximum for any 1 day	
	kg/kg (or pounds per 1,000 lb) of product	Milligrams/liter
Pentachlorophenol	0.0016	(0.11)(35.4)/y
Trichlorophenol	0.010	(0.068)(35.4)/y
y = wastewater discharged in kgal per ton of product.		

SUBPART B

[Supplemental BAT effluent limitations for bleached kraft facilities where pulp and fine papers are produced and soda facilities where pulp and paper are produced]

Pollutant or pollutant property	Maximum for any 1 day	
	kg/kg (or pounds per 1,000 lb) of product	Milligrams/liter
Pentachlorophenol	0.0014	(0.011) (30.9)/y
Trichlorophenol	0.0088	(0.068) (30.9)/y
y = wastewater discharged in kgal per ton of product.		

(e) Pursuant to 40 CFR 122.44(i) and 122.45(h), a discharger must demonstrate compliance with the effluent limitations in paragraph (a)(1) or (b)(3) of this section, as applicable, by monitoring for all pollutants (except for AOX and COD) at the point where the wastewater containing those pollutants leaves the bleach plant. The permitting authority may impose effluent

limitations and/or monitoring requirements on internal wastestreams for any other pollutants covered in this section as appropriate under 40 CFR 122.44(i) and 122.45(h). In addition, a discharger subject to a limitation on total pulping area condensate, evaporator condensate, and bleach plant wastewater flow under paragraph (b)(4)(i) of this section, for Tier II and Tier III,

§ 430.25

40 CFR Ch. I (7–1–21 Edition)

must demonstrate compliance with that limitation by establishing and maintaining flow measurement equipment to monitor these flows at the point or points where they leave the pulping area, evaporator area, and bleach plant.

[63 FR 18635, Apr. 15, 1998; 63 FR 42239, Aug. 7, 1998, as amended at 64 FR 36586, July 7, 1999]

§ 430.25 New source performance standards (NSPS).

New sources subject to this subpart must achieve the following new source performance standards (NSPS), as applicable.

(a) The following standards apply to each new source that commenced discharge after June 15, 1988 and before June 15, 1998, provided that the new source was constructed to meet these standards:

SUBPART B

[1982 New Source Performance Standards for bleached kraft facilities where market pulp is produced]

Pollutant or pollutant property	Continuous dischargers		Non-continuous dischargers
	Maximum for any 1 day	Average of daily values for 30 consecutive days	Annual average
	kg/kg (or pounds per 1,000 lb) of product		
BOD5	10.3	5.5	2.88
TSS	18.2	9.5	5.00
pH	(¹)	(¹)	(¹)

¹ Within the range of 5.0 to 9.0 at all times.

SUBPART B

[1982 New Source Performance Standards for bleached kraft facilities where paperboard, coarse paper, and tissue paper are produced]

Pollutant or pollutant property	Continuous dischargers		Non-continuous dischargers
	Maximum for any 1 day	Average of daily values for 30 consecutive days	Annual average
	kg/kg (or pounds per 1,000 lb) of product		
BOD5	8.5	4.6	2.41
TSS	14.6	7.6	4.00
pH	(¹)	(¹)	(¹)

¹ Within the range of 5.0 to 9.0 at all times.

SUBPART B

[1982 New Source Performance Standards for bleached kraft facilities where pulp and fine papers are produced and soda facilities where pulp and paper are produced]

Pollutant or pollutant property	Continuous dischargers		Non-continuous dischargers
	Maximum for any 1 day	Average of daily values for 30 consecutive days	Annual average
	kg/kg (or pounds per 1,000 lb) of product		
BOD5	5.7	3.1	1.62
TSS	9.1	4.8	2.53
pH	(¹)	(¹)	(¹)

¹ Within the range of 5.0 to 9.0 at all times.

Environmental Protection Agency

§ 430.25

(b) Except as provided in paragraph (c) of this section—

(1) The following standards apply with respect to each new source fiber line that does not use an exclusively TCF bleaching process, as disclosed by

the discharger in its NPDES permit application under 40 CFR 122.21(g)(3) and certified under 40 CFR 122.22, and that commences discharge after June 15, 1998:

SUBPART B

Pollutant or pollutant property	NSPS	
	Maximum for any 1 day	Monthly average
TCDD	<ML ^a	(^b)
TCDF	31.9 ^c	(^b)
Chloroform	6.92 ^d	4.14 ^d
Trichlorosyringol	<ML ^a	(^b)
3,4,5-trichlorocatechol	<ML ^a	(^b)
3,4,6-trichlorocatechol	<ML ^a	(^b)
3,4,5-trichloroguaiacol	<ML ^a	(^b)
3,4,6-trichloroguaiacol	<ML ^a	(^b)
4,5,6-trichloroguaiacol	<ML ^a	(^b)
2,4,5-trichlorophenol	<ML ^a	(^b)
2,4,6-trichlorophenol	<ML ^a	(^b)
Tetrachlorocatechol	<ML ^a	(^b)
Tetrachloroguaiacol	<ML ^a	(^b)
2,3,4,6-tetrachlorophenol	<ML ^a	(^b)
Pentachlorophenol	<ML ^a	(^b)

	Continuous dischargers		Non-continuous dischargers
	Maximum for any 1 day (kg/kg)	Monthly average (kg/kg)	Annual average (kg/kg)
AOX	0.476	0.272	0.208
BOD5	4.52	2.41	1.73
TSS	8.47	3.86	2.72
pH	(¹)	(¹)	(¹)
COD	(^e)	(^e)	(^e)

^a“<ML” means less than the minimum level specified in § 430.01(i) for the particular pollutant.
^bThis regulation does not specify this type of limitation for this pollutant; however, permitting authorities may do so as appropriate.
^cPicograms per liter.
^dGrams per 1,000 kilograms(g/kgg).
^e[Reserved]
¹ Within the range of 5.0 to 9.0 at all times.

(2) The following standards apply with respect to each new source fiber line that uses exclusively TCF bleaching processes, as disclosed by the discharger in its NPDES permit applica-

tion under 40 CFR 122.21(g)(3) and certified under 40 CFR 122.22, and that commences discharge after June 15, 1998:

SUBPART B

Pollutant or pollutant property	NSPS (TCF)			
	Continuous dischargers		Non-continuous dischargers	
	Maximum for any 1 day	Monthly average	Maximum for any 1 day	Annual average
AOX	<ML ^a	(^b)	<ML ^a	(^b)
BOD5	4.52 ^d	2.41	N/A	1.73
TSS	8.47 ^d	3.86	N/A	2.72
pH	(¹)	(¹)	(¹)	(¹)
COD	(^c)	(^c)	(^c)	(^c)

^a“<ML” means less than the minimum level specified in § 430.01(i) for the particular pollutant.

§ 430.25

40 CFR Ch. I (7–1–21 Edition)

^bThis regulation does not specify this type of limitation for this pollutant; however, permitting authorities may do so as appropriate.

^c[Reserved]

^dKilograms per 1,000 kilograms (kg/kkg).

¹Within the range of 5.0 to 9.0 at all times.

(c) With respect to each new source fiber line that is enrolled in the Voluntary Advanced Technology Incentives Program, dischargers subject to this section must achieve:

(1) The standards specified in paragraph (b)(1) of this section (except for AOX) or paragraph (b)(2) of this section, as applicable; and

(2) Standards for filtrates, flow, and AOX:

ULTIMATE VOLUNTARY ADVANCED TECHNOLOGY INCENTIVES PROGRAM NSPS

Tier	Filtrate recycling	Total pulping area condensate, evaporator condensate, and bleach plant wastewater flow (annual average)	AOX (kg/kkg)			
			Non-TCF ^a		TCF	
			Maximum for any 1 day	Annual average	Maximum for any 1 day	Annual average
Tier II	(^b)	10 cubic meters/kkg	0.23	0.10	<ML ^c	(^d)
Tier III	(^b)	5 cubic meters/kkg	0.11	0.05	<ML ^c	(^d)

^aNon-TCF: Pertains to any fiber line that does not use exclusively TCF bleaching processes.

^bComplete recycling to the chemical recovery system of all filtrates generated prior to bleaching.

^c"<ML" means less than the minimum level specified in § 430.01(i) for the particular pollutant.

^dThis regulation does not specify this type of limitation for this pollutant; however, permitting authorities may do so as appropriate.

(d) These additional standards apply to all new sources, regardless of when they commenced discharge, in accordance with the previous subcategorization scheme unless the discharger certifies to the permitting authority that

it is not using these compounds as biocides. Also, for non-continuous dischargers, concentration limitations (mg/l) shall apply. Concentration limitations will only apply to non-continuous dischargers:

SUBPART B

[Supplemental NSPS for bleached kraft facilities where market pulp is produced]

Pollutant or pollutant property	Maximum for any 1 day	
	kg/kkg (or pounds per 1,000 lb) of product	Milligrams/liter
Pentachlorophenol	0.0019	(0.013)(36.6)/y
Trichlorophenol	0.012	(0.077)(36.6)/y

y = wastewater discharged in kgal per ton of product.

SUBPART B

[Supplemental NSPS for bleached kraft facilities where paperboard, coarse paper, and tissue paper are produced]

Pollutant or pollutant property	Maximum for any 1 day	
	kg/kkg (or pounds per 1,000 lb) of product	Milligrams/liter
Pentachlorophenol	0.0016	(0.012)(31.7)/y
Trichlorophenol	0.010	(0.076)(31.7)/y

y = wastewater discharged in kgal per ton of product.

SUBPART B

[Supplemental NSPS for bleached kraft facilities where pulp and fine papers are produced and soda facilities where pulp and paper are produced]

Pollutant or pollutant property	Maximum for any 1 day	
	kg/kg (or pounds per 1,000 lb) of product	Milligrams/liter
Pentachlorophenol	0.0014	(0.014)(25.1)/y
Trichlorophenol	0.0088	(0.084)(25.1)/y
y = wastewater discharged in kgal per ton of product.		

(e) Pursuant to 40 CFR 122.44(i) and 122.45(h), a discharger must demonstrate compliance with the limitations in paragraph (b)(1) or (c)(1) of this section, as applicable, by monitoring for all pollutants (except for AOX, COD, BOD₅, TSS, and pH) at the point where the wastewater containing those pollutants leaves the bleach plant. The permitting authority may impose effluent limitations and/or monitoring requirements on internal wastestreams for any other pollutants covered in this section as appropriate under 40 CFR 122.44(i) and 122.45(h). In addition, a discharger subject to a limitation on total pulping area condensate, evaporator condensate, and bleach plant wastewater flow under paragraph (c)(2) of this section must demonstrate compliance with that limitation by establishing and maintaining flow measurement equipment monitoring these flows at the point or points where they

leave the pulping area, evaporator area, and the bleach plant.

[63 FR 18635, Apr. 15, 1998; 63 FR 42239, Aug. 7, 1998]

§ 430.26 Pretreatment standards for existing sources (PSES).

Except as provided in 40 CFR 403.7 and 403.13, any existing source subject to this subpart that introduces pollutants into a publicly owned treatment works must comply with 40 CFR part 403 and must achieve the following pretreatment standards for existing sources (PSES).

(a)(1) The following pretreatment standards apply with respect to each fiber line operated by an indirect discharger subject to this section, unless the indirect discharger discloses to the pretreatment control authority in a report submitted under 40 CFR 403.12(b) that it uses exclusively TCF bleaching processes at that fiber line. These pretreatment standards must be attained on or before April 16, 2001:

SUBPART B

Pollutant or pollutant property	PSES	
	Maximum for any 1 day	Monthly average
TCDD	<ML ^a	(^b)
TCDF	31.9 ^c	(^b)
Chloroform	6.92 ^d	^d 4.14
Trichlorosyringol	<ML ^a	(^b)
3,4,5-trichlorocatechol	<ML ^a	(^b)
3,4,6-trichlorocatechol	<ML ^a	(^b)
3,4,5-trichloroguaiacol	<ML ^a	(^b)
3,4,6-trichloroguaiacol	<ML ^a	(^b)
4,5,6-trichloroguaiacol	<ML ^a	(^b)
2,4,5-trichlorophenol	<ML ^a	(^b)
2,4,6-trichlorophenol	<ML ^a	(^b)
Tetrachlorocatechol	<ML ^a	(^b)
Tetrachloroguaiacol	<ML ^a	(^b)
2,3,4,6-tetrachlorophenol	<ML ^a	(^b)
Pentachlorophenol	<ML ^a	(^b)
AOX	2.64 ^e	^e 1.41

^a "<ML" means less than the minimum level specified in § 430.01(i) for the particular pollutant.

§ 430.26

40 CFR Ch. I (7–1–21 Edition)

^b This regulation does not specify this type of limitation for this pollutant; however, pretreatment control authorities may do so as appropriate.

^c Picograms per liter.

^d Grams per 1,000 kilograms (g/kg).

^e Kilograms per 1,000 kilograms (kg/kg).

(2) The following pretreatment standards apply with respect to each fiber line operated by an indirect discharger subject to this section if the indirect discharger discloses to the pretreatment control authority in a re-

port submitted under 40 CFR 403.12(b), (d), or (e) that it uses exclusively TCF bleaching processes at that fiber line. These pretreatment standards must be attained on or before April 16, 2001:

SUBPART B

Pollutant or pollutant parameter	PSES (TCF)	
	Maximum for any 1 day	Monthly average
AOX	<ML ^a	(^b)

^a “<ML” means less than the minimum level specified in § 430.01(i) for the particular pollutant.

^b This regulation does not specify this type of limitation for this pollutant; however, pretreatment control authorities may do so as appropriate.

(b) The following pretreatment standards apply to all indirect dischargers, in accordance with the previous subcategorization scheme. An indirect discharger is not required to meet these pretreatment standards if it certifies to the pretreatment control

authority that it is not using these compounds as biocides. In cases when POTWs find it necessary to impose mass effluent limitations, equivalent mass limitations are provided as guidance:

SUBPART B

[Supplemental PSES for bleached kraft facilities where market pulp is produced]

Pollutant or pollutant property	Maximum for any 1 day	
	kg/kg (or pounds per 1,000 lb) of product	Milligrams/liter
Pentachlorophenol	0.0019	(0.011)(41.6)/y
Trichlorophenol	0.014	(0.082)(41.6)/y
y = wastewater discharged in kgal per ton of product.		

SUBPART B

[Supplemental PSES for bleached kraft facilities where paperboard, coarse paper, and tissue paper are produced]

Pollutant or pollutant property	Maximum for any 1 day	
	kg/kg (or pounds per 1,000 lb) of product	Milligrams/liter
Pentachlorophenol	0.0016	(0.011)(35.4)/y
Trichlorophenol	0.012	(0.082)(35.4)/y
y = wastewater discharged in kgal per ton of product.		

Environmental Protection Agency

§ 430.27

SUBPART B

[Supplemental PSES for bleached kraft facilities where pulp and fine papers are produced and soda facilities where pulp and paper are produced]

Pollutant or pollutant property	Maximum for any 1 day	
	kg/kg (or pounds per 1,000 lb) of product	Milligrams/liter
Pentachlorophenol	0.0014	(0.011)(30.9)/y
Trichlorophenol	0.011	(0.082)(30.9)/y
y = wastewater discharged in kgal per ton of product		

(c) An indirect discharger must demonstrate compliance with the pretreatment standards in paragraph (a)(1) of this section by monitoring at the point where the wastewater containing those pollutants leaves the bleach plant.

[63 FR 18635, Apr. 15, 1998; 63 FR 42239, Aug. 7, 1998]

§ 430.27 Pretreatment standards for new sources (PSNS).

Except as provided in 40 CFR 403.7, any new source subject to this subpart

that introduces pollutants into a publicly owned treatment works must comply with 40 CFR part 403 and must achieve the following pretreatment standards for new sources (PSNS).

(a)(1) The following pretreatment standards apply with respect to each fiber line that is a new source, unless the indirect discharger discloses to the pretreatment control authority in a report submitted under 40 CFR 403.12 that it uses exclusively TCF bleaching processes at that fiber line:

SUBPART B

Pollutant or pollutant property	PSNS	
	Maximum for any 1 day	Monthly average
TCDD	<ML ^a	(b)
TCDF	31.9 ^c	(b)
Chloroform	6.92 ^d	4.14 ^e
Trichlorosyringol	<ML ^a	(b)
3,4,5-trichlorocatechol	<ML ^a	(b)
3,4,6-trichlorocatechol	<ML ^a	(b)
3,4,5-trichloroguaiacol	<ML ^a	(b)
3,4,6-trichloroguaiacol	<ML ^a	(b)
4,5,6-trichloroguaiacol	<ML ^a	(b)
2,4,5-trichlorophenol	<ML ^a	(b)
2,4,6-trichlorophenol	<ML ^a	(b)
Tetrachlorocatechol	<ML ^a	(b)
Tetrachloroguaiacol	<ML ^a	(b)
2,3,4,6-tetrachlorophenol	<ML ^a	(b)
Pentachlorophenol	<ML ^a	(b)
AOX	1.16 ^e	0.814 ^e

^a“<ML” means less than the minimum level specified in § 430.01(i) for the particular pollutant.

^bThis regulation does not specify this type of limitation for this pollutant; however, pretreatment control authorities may do so as appropriate.

^cPicograms per liter.

^dGrams per 1,000 kilograms (g/kg).

^eKilograms per 1,000 kilograms (kg/kg).

(2) The following pretreatment standards apply with respect to each new source fiber line operated by an indirect discharger subject to this section if the indirect discharger discloses to the pretreatment control authority in a report submitted under 40 CFR

403.12(b), (d), or (e) that it uses exclusively TCF bleaching processes at that fiber line:

SUBPART B

Pollutant or pollutant parameter	PSNS (TCF)	
	Maximum for any 1 day	Monthly average
AOX	<ML ^a	(^b)

^a“<ML” means less than the minimum level specified in § 430.01(i) for the particular pollutant.

^bThis regulation does not specify this type of limitation for this pollutant; however, pretreatment control authorities may do so as appropriate.

(b) The following pretreatment standards apply to all new source indirect dischargers, regardless of when they commenced discharge, in accordance with the previous subcategorization scheme. An indirect discharger is not required to meet these pretreatment standards if it certifies to the pretreatment control authority that it is not using these compounds as biocides. In cases when POTWs find it necessary to impose mass-based effluent limitations, equivalent mass limitations are provided as guidance:

SUBPART B

[Supplemental PSNS for bleached kraft facilities where market pulp is produced]

Pollutant or pollutant property	Maximum for any 1 day	
	kg/kg (or pounds per 1,000 lb) of product	Milligrams/liter
Pentachlorophenol	0.0019	(0.013)(36.6)/y
Trichlorophenol	0.014	(0.093)(36.6)/y

y = wastewater discharged in kgal per ton of product.

SUBPART B

[Supplemental PSNS for bleached kraft facilities where paperboard, coarse paper, and tissue paper are produced]

Pollutant or pollutant property	Maximum for any 1 day	
	kg/kg (or pounds per 1,000 lb) of product	Milligrams/liter
Pentachlorophenol	0.0016	(0.012)(31.7)/y
Trichlorophenol	0.012	(0.092)(31.7)/y

y = wastewater discharged in kgal per ton of product.

SUBPART B

[Supplemental PSNS for bleached kraft facilities where pulp and fine papers are produced and soda facilities where pulp and paper are produced]

Pollutant or pollutant parameter	Maximum for any 1 day	
	kg/kg (or pounds per 1,000 lb) of product	Milligrams/liter
Pentachlorophenol	0.0014	(0.014)(25.1)/y
Trichlorophenol	0.011	(0.101)(25.1)/y

y = wastewater discharged in kgal per ton of product.

(c) An indirect discharger must demonstrate compliance with the pretreatment standards in paragraph (a)(1) of this section by monitoring at the point where the wastewater con-

taining those pollutants leaves the bleach plant.

[63 FR 18635, Apr. 15, 1998; 63 FR 42239, Aug. 7, 1998]

Environmental Protection Agency

§ 430.32

§ 430.28 Best management practices (BMPs).

The definitions and requirements set forth in 40 CFR 430.03 apply to facilities in this subpart.

Subpart C—Unbleached Kraft Subcategory

§ 430.30 Applicability; description of the unbleached kraft subcategory.

The provisions of this subpart are applicable to discharges resulting from: the production of pulp and paper at unbleached kraft mills; the production of pulp and paper at unbleached kraft-neutral sulfite semi-chemical (cross recovery) mills; and the production of pulp and paper at combined unbleached kraft and semi-chemical mills, wherein the spent semi-chemical cooking liquor is burned within the unbleached kraft chemical recovery system.

§ 430.31 Specialized definitions.

For the purpose of this subpart, the general definitions, abbreviations, and methods of analysis set forth in 40 CFR part 401 and § 430.01 of this part shall apply to this subpart.

§ 430.32 Effluent limitations representing the degree of effluent reduction attainable by the application of the best practicable control technology currently available (BPT).

Except as provided in 40 CFR 125.30 through 125.32, any existing point source subject to this subpart must achieve the following effluent limitations representing the degree of effluent reduction attainable by the application of the best practicable control technology currently available (BPT):

SUBPART C

[BPT effluent limitations for unbleached kraft facilities]

Pollutant or pollutant property	Kg/kg (or pounds per 1,000 lb) of product	
	Maximum for any 1 day	Average of daily values for 30 consecutive days
BOD5	5.6	2.8
TSS	12.0	6.0
pH	(¹)	(¹)

¹ Within the range of 6.0 to 9.0 at all times.

SUBPART C

[BPT effluent limitations for unbleached kraft facilities producing pulp and paper using the unbleached kraft-neutral sulfite semi-chemical (cross recovery) process]

Pollutant or pollutant property	Kg/kg (or pounds per 1,000 lb) of product	
	Maximum for any 1 day	Average of daily values for 30 consecutive days
BOD5	8.0	4.0
TSS	12.5	6.25
pH	(¹)	(¹)

¹ Within the range of 6.0 to 9.0 at all times.

SUBPART C

[BPT effluent limitations for unbleached kraft facilities where pulp and paper are produced using a combined unbleached kraft and semi-chemical process, wherein the spent semi-chemical cooking liquor is burned within the unbleached kraft chemical recovery system]

Pollutant or pollutant property	Kg/kg (or pounds per 1,000 lb) of product	
	Maximum for any 1 day	Average of daily values for 30 consecutive days
BOD5	(a)	(a)
TSS	(a)	(a)
pH	(a)	(a)

^a [Reserved]

§ 430.33 Effluent limitations guidelines representing the degree of effluent reduction attainable by the application of the best conventional pollutant control technology (BCT).

Except as provided in 40 CFR 125.30 through 125.32, any existing point source subject to this subpart shall achieve the following effluent limita-

tions representing the degree of effluent reduction attainable by the application of the best conventional pollutant control technology (BCT), except that non-continuous dischargers shall not be subject to the maximum day and average-of-30-consecutive-days limitations, but shall be subject to annual average effluent limitations:

SUBPART C

[BCT effluent limitations for unbleached kraft facilities]

Pollutant or pollutant property	Kg/kg (or pounds per 1,000 lb) of product		
	Continuous dischargers	Non-continuous dischargers (annual average)	
		Maximum for any 1 day	Average of daily values for 30 consecutive days
BOD5	5.6	2.8	1.9
TSS	12.0	6.0	3.6
pH	(¹)	(¹)	(¹)

¹ Within the range of 6.0 to 9.0 at all times.

SUBPART C

[BCT effluent limitations for unbleached kraft-neutral sulfite semi-chemical (cross recovery) process and/or a combined unbleached kraft and semi-chemical process, wherein the spent semi-chemical cooking liquor is burned within the unbleached kraft chemical recovery system]

Pollutant or pollutant property	Kg/kg (or pounds per 1,000 lb) of product		
	Continuous dischargers		Non-continuous dischargers (annual average)
	Maximum for any 1 day	Average of daily values for 30 consecutive days	
BOD5	8.0	4.0	2.9
TSS	12.5	6.25	3.57
pH	(¹)	(¹)	(¹)

¹ Within the range of 6.0 to 9.0 at all times.

Environmental Protection Agency

§ 430.35

§ 430.34 Effluent limitations representing the degree of effluent reduction attainable by the application of the best available technology economically achievable (BAT).

Except as provided in 40 CFR 125.30 through 125.32, any existing point source subject to this subpart where chlorophenolic-containing biocides are used must achieve the following effluent limitations representing the degree of effluent reduction attainable by the

application of the best available technology economically achievable (BAT). Non-continuous dischargers shall not be subject to the maximum day mass limitations in kg/kg (lb/1000 lb), but shall be subject to concentration limitations. Concentration limitations are only applicable to non-continuous dischargers. Permittees not using chlorophenolic-containing biocides must certify to the permit-issuing authority that they are not using these biocides:

SUBPART C

[BAT effluent limitations for unbleached kraft facilities]

Pollutant or pollutant property	Maximum for any 1 day	
	Kg/kg (or pounds per 1,000 lb) of product	Milligrams/liter
Pentachlorophenol	0.00058	(0.011)(12.6)/y
Trichlorophenol	0.00053	(0.010)(12.6)/y
y = wastewater discharged in kgal per ton of product.		

SUBPART C

[BAT effluent limitations for unbleached kraft facilities where pulp and paper are produced using the unbleached kraft-neutral sulfite semi-chemical (cross recovery) process and/or a combined unbleached kraft and semi-chemical process, wherein the spent semi-chemical cooking liquor is burned within the unbleached kraft chemical recovery system]

Pollutant or pollutant property	Maximum for any 1 day	
	Kg/kg (or pounds per 1,000 lb) of product	Milligrams/liter
Pentachlorophenol	0.00064	(0.011)(14.0)/y
Trichlorophenol	0.00059	(0.010)(14.0)/y
y = wastewater discharged in kgal per ton of product.		

§ 430.35 New source performance standards (NSPS).

Any new source subject to this subpart must achieve the following new source performance standards (NSPS), except that non-continuous dischargers shall not be subject to the maximum day and average of 30 consecutive days effluent limitations for BOD5 and TSS, but shall be subject to annual average effluent limitations. Also, for non-continuous dischargers, concentration lim-

itations (mg/l) shall apply, where provided. Concentration limitations will only apply to non-continuous dischargers. Only facilities where chlorophenolic-containing biocides are used shall be subject to pentachlorophenol and trichlorophenol limitations. Permittees not using chlorophenolic-containing biocides must certify to the permit-issuing authority that they are not using these biocides:

SUBPART C

[NSPS for unbleached kraft facilities where linerboard is produced]

Pollutant or pollutant property	Kg/kg (or pounds per 1,000 lb) of product		
	Continuous dischargers		Non-continuous dischargers (annual average)
	Maximum for any 1 day	Average of daily values for 30 consecutive days	
BOD5	3.4	1.8	0.94
TSS	5.8	3.0	1.6
pH	(¹)	(¹)	(¹)
	Maximum for any 1 day		
	Kg/kg (or pounds per 1,000 lb) of product	Milligrams/liter	
Pentachlorophenol	0.00058	(0.015)(9.4)/y	
Trichlorophenol	0.00053	(0.013)(9.4)/y	
y = wastewater discharged in kgal per ton at all times.			

¹ Within the range of 5.0 to 9.0 at all times.

SUBPART C

[NSPS for unbleached kraft facilities where bag paper and other mixed products are produced]

Pollutant or pollutant property	Kg/kg (or pounds per 1,000 lb) of product		
	Continuous dischargers		Non-continuous dischargers (annual average)
	Maximum for any 1 day	Average of daily values for 30 consecutive days	
BOD5	5.0	2.71	1.4
TSS	9.1	4.8	2.5
pH	(¹)	(¹)	(¹)
	Maximum for any 1 day		
	Kg/kg (or pounds per 1,000 lb) of product	Milligrams/liter	
Pentachlorophenol	0.00058	(0.012)(11.4)/y	
Trichlorophenol	0.00053	(0.011)(11.4)/y	
y = wastewater discharged in kgal per ton at all times.			

¹ Within the range of 5.0 to 9.0 at all times.

SUBPART C

[NSPS for unbleached kraft facilities where pulp and paper are produced using the unbleached kraft-neutral sulfite semi-chemical (cross recovery) process and/or a combined unbleached kraft and semi-chemical process, wherein the spent semi-chemical cooking liquor is burned within the unbleached kraft chemical recovery system]

Pollutant or pollutant property	Kg/kg (or pounds per 1,000 lb) of product		
	Continuous dischargers		Non-continuous dischargers (annual average)
	Maximum for any 1 day	Average of daily values for 30 consecutive days	
BOD5	3.9	2.1	1.1
TSS	7.3	3.8	1.9

Environmental Protection Agency

§ 430.36

SUBPART C—Continued

[NSPS for unbleached kraft facilities where pulp and paper are produced using the unbleached kraft-neutral sulfite semi-chemical (cross recovery) process and/or a combined unbleached kraft and semi-chemical process, wherein the spent semi-chemical cooking liquor is burned within the unbleached kraft chemical recovery system]

Pollutant or pollutant property	Kg/kg (or pounds per 1,000 lb) of product		
	Continuous dischargers		Non-continuous dischargers (annual average)
	Maximum for any 1 day	Average of daily values for 30 consecutive days	
pH	(¹)	(¹)	(¹)
	Maximum for any 1 day		
	Kg/kg (or pounds per 1,000 lb) of product	Milligrams/liter	
Pentachlorophenol	0.00064	(0.013)(11.5)/y	
Trichlorophenol	0.00059	(0.012)(11.5)/y	
y = wastewater discharged in kgal per ton at all times.			

¹ Within the range of 5.0 to 9.0 at all times.

§ 430.36 Pretreatment standards for existing sources (PSES).

Except as provided in 40 CFR 403.7 and 403.13, any existing source subject to this subpart that introduces pollutants into a publicly owned treatment works must: comply with 40 CFR part 403; and achieve the following

pretreatment standards for existing sources (PSES) if it uses chlorophenolic-containing biocides. Permittees not using chlorophenolic-containing biocides must certify to the permit-issuing authority that they are not using those biocides. PSES must be attained on or before July 1, 1984:

SUBPART C [PSES for unbleached kraft facilities]

Pollutant or pollutant property	Maximum for any 1 day	
	Milligrams/liter	Kg/kg (or pounds per 1,000 lb) of product ^a
Pentachlorophenol	(0.011)(12.6)/y	0.00058
Trichlorophenol	(0.010)(12.6)/y	0.00053
y = wastewater discharged in kgal per ton of product.		

^a The following equivalent mass limitations are provided as guidance in cases where POTWs find it necessary to impose mass effluent limitations.

SUBPART C

[PSES for unbleached kraft facilities where pulp and paper are produced using the unbleached kraft-neutral sulfite semi-chemical (cross recovery) process and/or a combined unbleached kraft and semi-chemical process, wherein the spent semi-chemical cooking liquor is burned within the unbleached kraft chemical recovery system]

Pollutant or pollutant property	Maximum for any 1 day	
	Milligrams/liter	Kg/kg (or pounds per 1,000 lb) of product ^a
Pentachlorophenol	(0.011)(14.0)/y	0.00064
Trichlorophenol	(0.010)(14.0)/y	0.00059
y = wastewater discharged in kgal per ton of product.		

^a The following equivalent mass limitations are provided as guidance in cases where POTWs find it necessary to impose mass effluent limitations.

§ 430.37

40 CFR Ch. I (7–1–21 Edition)

§ 430.37 Pretreatment standards for new sources (PSNS).

(a) Except as provided in 40 CFR 403.7, any new source subject to this subpart that introduces pollutants into a publicly owned treatment works must: comply with 40 CFR part 403; and

achieve the following pretreatment standards for new sources (PSNS) if it uses chlorophenolic-containing biocides. Permittees not using chlorophenolic-containing biocides must certify to the permit-issuing authority that they are not using these biocides:

SUBPART C

[PSNS for unbleached kraft facilities where linerboard is produced]

Pollutant or pollutant property	Maximum for any 1 day	
	Milligrams/liter	Kg/kg (or pounds per 1,000 lb) of product ^a
Pentachlorophenol	(0.015)(9.4)/y	0.00058
Trichlorophenol	(0.013)(9.4)/y	0.00053
y = wastewater discharged in kgal per ton of product.		

^a The following equivalent mass limitations are provided as guidance in cases where POTWs find it necessary to impose mass effluent limitations.

SUBPART C

[PSNS for unbleached kraft facilities where bag paper and other mixed products are produced]

Pollutant or pollutant property	Maximum for any 1 day	
	Milligrams/liter	Kg/kg (or pounds per 1,000 lb) of product ^a
Pentachlorophenol	(0.012)(11.4)/y	0.00058
Trichlorophenol	(0.011)(11.4)/y	0.00053
y = wastewater discharged in kgal per ton of product.		

^a The following equivalent mass limitations are provided as guidance in cases where POTWs find it necessary to impose mass effluent limitations.

SUBPART C

[PSNS for unbleached kraft facilities where pulp and paper are produced using the unbleached kraft-neutral sulfite semi-chemical (cross recovery) process and/or a combined unbleached kraft and semi-chemical process, wherein the spent semi-chemical cooking liquor is burned within the unbleached kraft chemical recovery system]

Pollutant or pollutant property	Maximum for any 1 day	
	Milligrams/liter	Kg/kg (or pounds per 1,000 lb) of product ^a
Pentachlorophenol	(0.013)(11.5)/y	0.00064
Trichlorophenol	(0.012)(11.5)/y	0.00059
y = wastewater discharged in kgal per ton of product.		

^a The following equivalent mass limitations are provided as guidance in cases where POTWs find it necessary to impose mass effluent limitations.

Subpart D—Dissolving Sulfite Subcategory

§ 430.40 Applicability; description of the dissolving sulfite subcategory.

The provisions of this subpart are applicable to discharges resulting from the production of pulp at dissolving sulfite mills.

§ 430.41 Specialized definitions.

For the purpose of this subpart, the general definitions, abbreviations, and methods of analysis set forth in 40 CFR part 401 and § 430.01 of this part shall apply to this subpart.

Environmental Protection Agency

§ 430.42

§ 430.42 Effluent limitations representing the degree of effluent reduction attainable by the application of the best practicable control technology currently available (BPT).

(a) Except as provided in 40 CFR 125.30 through 125.32, any existing point source subject to this subpart must achieve the following effluent limita-

tions representing the degree of effluent reduction attainable by the application of the best practicable control technology currently available (BPT), except that non-continuous dischargers shall not be subject to the maximum day and average of 30 consecutive days limitations but shall be subject to annual average effluent limitations:

SUBPART D

[BPT effluent limitations for dissolving sulfite pulp facilities where nitration grade pulp is produced]

Pollutant or pollutant property	Kg/kg (or pounds per 1,000 lb) of product		
	Continuous dischargers		Non-continuous dischargers (annual average)
	Maximum for any 1 day	Average of daily values for 30 consecutive days	
BOD5	41.4	21.5	12.1
TSS	70.65	38.05	20.9
pH	(¹)	(¹)	(¹)

¹ Within the range of 5.0 to 9.0 at all times.

SUBPART D

[BPT effluent limitations for dissolving sulfite pulp facilities where viscose grade pulp is produced]

Pollutant or pollutant property	Kg/kg (or pounds per 1,000 lb) of product		
	Continuous dischargers		Non-continuous dischargers (annual average)
	Maximum for any 1 day	Average of daily values for 30 consecutive days	
BOD5	44.3	23.0	12.9
TSS	70.65	38.05	20.9
pH	(¹)	(¹)	(¹)

¹ Within the range of 5.0 to 9.0 at all times.

SUBPART D

[BPT effluent limitations for dissolving sulfite pulp facilities where cellophane grade pulp is produced]

Pollutant or pollutant property	Kg/kg (or pounds per 1,000 lb) of product		
	Continuous dischargers		Non-continuous dischargers (annual average)
	Maximum for any 1 day	Average of daily values for 30 consecutive days	
BOD5	48.05	24.95	14.0
TSS	70.65	38.05	20.9
pH	(¹)	(¹)	(¹)

¹ Within the range of 5.0 to 9.0 at all times.

SUBPART D

[BPT effluent limitations for dissolving sulfite pulp facilities where acetate grade pulp is produced]

Pollutant or pollutant property	Kg/kg (or pounds per 1,000 lb) of product		
	Continuous dischargers		Non-continuous dischargers (annual average)
	Maximum for any 1 day	Average of daily values for 30 consecutive days	
BOD5	150.80	126.40	114.83
TSS	70.65	38.05	20.9
pH	(²)	(²)	(²)

¹ BOD5 effluent limitations were remanded (Weyerhaeuser Company, et al v. Costle, 590 F. 2nd 1011; D.C. Circuit 1978).² Within the range of 5.0 to 9.0 at all times.

(b) The following limitations establish the quantity or quality of pollutants or pollutant properties, controlled by this section, resulting from the use of wet barking operations, which may be discharged by a point source subject to the provisions of this subpart. These limitations are in addition to the limitations set forth in paragraph (a) of

this section and shall be calculated using the proportion of the mill's total production due to use of logs which are subject to such operations. Non-continuous dischargers shall not be subject to the maximum day and average of 30 consecutive days limitations, but shall be subject to annual average effluent limitations:

SUBPART D

[BPT effluent limitations]

Pollutant or pollutant property	Kg/kg (or pounds per 1,000 lb) of product		
	Continuous dischargers		Non-continuous dischargers (annual average)
	Maximum for any 1 day	Average of daily values for 30 consecutive days	
BOD5	0.7	0.35	0.2
TSS	0.15	0.1	0.05
pH	(¹)	(¹)	(¹)

¹ Within the range of 5.0 to 9.0 at all times.

(c) The following limitations establish the quantity or quality of pollutants or pollutant parameters, controlled by this section, resulting from the use of log washing or chip washing operations, which may be discharged by a point source subject to the provisions of this subpart. These limitations are in addition to the limitations set forth in paragraph (a) of this section

and shall be calculated using the proportion of the mill's total production due to use of logs and/or chips which are subject to such operations. Non-continuous dischargers shall not be subject to the maximum day and average of 30 consecutive days limitations, but shall be subject to the annual average effluent limitations:

SUBPART D
[BPT effluent limitations]

Pollutant or pollutant property	Kg/kg (or pounds per 1,000 lb) of product		
	Continuous dischargers		Non-continuous dischargers (annual average)
	Maximum for any 1 day	Average of daily values for 30 consecutive days	
BOD5	0.15	0.1	0.05
TSS	0.15	0.1	0.05
pH	(¹)	(¹)	(¹)

¹ Within the range of 5.0 to 9.0 at all times.

(d) The following limitations establish the quantity or quality of pollutants or pollutant properties, controlled by this section, resulting from the use of log flumes or log ponds, which may be discharged by a point source subject to the provisions of this subpart. These limitations are in addition to the limitations set forth in paragraph (a) of

this section and shall be calculated using the proportion of the mill's total production due to use of logs which are subject to such operations. Non-continuous dischargers shall not be subject to the maximum day and average of 30 consecutive days limitations but shall be subject to the annual average effluent limitations:

SUBPART D
[BPT effluent limitations]

Pollutant or pollutant property	Kg/kg (or pounds per 1,000 lb) of product		
	Continuous dischargers		Non-continuous dischargers (annual average)
	Maximum for any 1 day	Average of daily values for 30 consecutive days	
BOD5	0.15	0.1	0.05
TSS	0.15	0.1	0.05
pH	(¹)	(¹)	(¹)

¹ Within the range of 5.0 to 9.0 at all times.

§ 430.43 Effluent limitations guidelines representing the degree of effluent reduction attainable by the application of the best conventional pollutant control technology (BCT).

Except as provided in 40 CFR 125.30 through 125.32, any existing point source subject to this subpart shall achieve the following effluent limitations representing the degree of effluent reduction attainable by the application of the best conventional pollutant control technology (BCT): The limitations shall be the same as those specified for conventional pollutants (which are defined in 40 CFR 401.16) in § 430.42 of this subpart for the best prac-

ticable control technology currently available (BPT).

§ 430.44 Effluent limitations representing the degree of effluent reduction attainable by the application of the best available technology economically achievable (BAT).

Except as provided in 40 CFR 125.30 through 125.32, any existing point source subject to this subpart where chlorophenolic-containing biocides are used must achieve the following effluent limitations representing the degree of effluent reduction attainable by the application of the best available technology economically achievable (BAT).

§ 430.45

40 CFR Ch. I (7–1–21 Edition)

Non-continuous dischargers shall not be subject to the maximum day mass limitations in kg/kg (lb/1000 lb) but shall be subject to concentration limitations. Concentration limitations are only applicable to non-continuous dis-

chargers. Permittees not using chlorophenolic-containing biocides must certify to the permit-issuing authority that they are not using these biocides:

SUBPART D

[BAT effluent limitations for dissolving sulfite pulp facilities where nitration, viscose, or cellophane pulps are produced]

Pollutant or pollutant property	Maximum for any 1 day	
	Kg/kg (or pounds per 1,000 lb) of product	Milligrams/liter
Pentachlorophenol	0.0030	(0.011)(66.0)/y
Trichlorophenol	0.019	(0.068)(66.0)/y
y = wastewater discharged in kgal per ton of product.		

SUBPART D

[BAT effluent limitations for dissolving sulfite pulp facilities where acetate grade pulp is produced]

Pollutant or pollutant property	Maximum for any 1 day	
	Kg/kg (or pounds per 1,000 lb) of product	Milligrams/liter
Pentachlorophenol	0.0033	(0.011)(72.7)/y
Trichlorophenol	0.021	(0.068)(72.7)/y
y = wastewater discharged in kgal per ton of product.		

§ 430.45 New source performance standards (NSPS).

Any new source subject to this subpart must achieve the following new source performance standards (NSPS), except that non-continuous dischargers shall not be subject to the maximum day and average of 30 consecutive days effluent limitations for BOD5 and TSS, but shall be subject to annual average effluent limitations. Also, for non-continuous dischargers, concentration lim-

itations (mg/l) shall apply, where provided. Concentration limitations will only apply to non-continuous dischargers. Only facilities where chlorophenolic-containing biocides are used shall be subject to pentachlorophenol and trichlorophenol limitations. Permittees not using chlorophenolic-containing biocides must certify to the permit-issuing authority that they are not using these biocides:

SUBPART D

[NSPS for dissolving sulfite pulp facilities where nitration grade pulp is produced]

Pollutant or pollutant property	Kg/kg (or pounds per 1,000 lb) of product		
	Continuous dischargers		Non-continuous dischargers (annual average)
	Maximum for any 1 day	Average of daily values for 30 consecutive days	
BOD5	26.9	14.5	7.59
TSS	40.8	21.3	11.2
pH	(¹)	(¹)	(¹)

Environmental Protection Agency

\$ 430.45

	Maximum for any 1 day	
	Kg/kg (or pounds per 1,000 lb) of product	Milligrams/liter
Pentachlorophenol	0.0030	(0.012)(59.0)/y
Trichlorophenol	0.019	(0.012)(59.0)/y
y = wastewater discharged in kgal per ton at all times.		

¹ Within the range of 5.0 to 9.0 at all times.

SUBPART D

[NSPS for dissolving sulfite pulp facilities where viscose grade pulp is produced]

Pollutant or pollutant property	Kg/kg (or pounds per 1,000 lb) of product		
	Continuous dischargers		Non-continuous dischargers (annual average)
	Maximum for any 1 day	Average of daily values for 30 consecutive days	
BOD5	28.7	15.5	8.12
TSS	40.8	21.3	11.2
pH	(¹)	(¹)	(¹)

	Maximum for any 1 day	
	Kg/kg (or pounds per 1,000 lb) of product	Milligrams/liter
Pentachlorophenol	0.0030	(0.012)(59.0)/y
Trichlorophenol	0.019	(0.012)(59.0)/y
y = wastewater discharged in kgal per ton at all times.		

¹ Within the range of 5.0 to 9.0 at all times.

SUBPART D

[NSPS for dissolving sulfite pulp facilities where cellophane grade pulp is produced]

Pollutant or pollutant property	Kg/kg (or pounds per 1,000 lb) of product		
	Continuous dischargers		Non-continuous dischargers (annual average)
	Maximum for any 1 day	Average of daily values for 30 consecutive days	
BOD5	31.2	16.8	8.80
TSS	40.8	21.3	11.2
pH	(¹)	(¹)	(¹)

	Maximum for any 1 day	
	Kg/kg (or pounds per 1,000 lb) of product	Milligrams/liter
Pentachlorophenol	0.0030	(0.012)(59.0)/y
Trichlorophenol	0.019	(0.076)(59.0)/y
y = wastewater discharged in kgal per ton at all times.		

¹ Within the range of 5.0 to 9.0 at all times.

§ 430.46

40 CFR Ch. I (7–1–21 Edition)

SUBPART D

[NSPS for dissolving sulfite pulp facilities where acetate grade pulp is produced]

Pollutant or pollutant property	Kg/kg (or pounds per 1,000 lb) of product		
	Continuous dischargers		Non-continuous dischargers (annual average)
	Maximum for any 1 day	Average of daily values for 30 consecutive days	
BOD5	39.6	21.4	11.2
TSS	41.1	21.5	11.3
pH	(¹)	(¹)	(¹)

Pollutant or pollutant property	Maximum for any 1 day	
	Kg/kg (or pounds per 1,000 lb) of product	Milligrams/liter
Pentachlorophenol	0.0033	(0.012)(65.7)/y
Trichlorophenol	0.021	(0.075)(65.7)/y

¹ Within the range of 5.0 to 9.0 at all times.

§ 430.46 Pretreatment standards for existing sources (PSES).

Except as provided in 40 CFR 403.7 and 403.13, any existing source subject to this subpart that introduces pollutants into a publicly owned treatment works must: comply with 40 CFR part 403; and achieve the following

pretreatment standards for existing sources (PSES) if it uses chlorophenolic-containing biocides. Permittees not using chlorophenolic-containing biocides must certify to the permit-issuing authority that they are not using these biocides. PSES must be attained on or before July 1, 1984:

SUBPART D

[PSES for dissolving sulfite pulp facilities where nitration, viscose, or cellophane grade pulps are produced]

Pollutant or pollutant property	Maximum for any 1 day	
	Milligrams/liter (mg/l)	Kg/kg (or pounds per 1,000 lb) of product ^a
Pentachlorophenol	(0.011)(66.0)/y	0.0030
Trichlorophenol	(0.082)(66.0)/y	0.023

^a The following equivalent mass limitations are provided as guidance in cases when POTWs find it necessary to impose mass effluent limitations.

SUBPART D

[PSES for dissolving sulfite pulp facilities where acetate grade pulp is produced]

Pollutant or pollutant property	Maximum for any 1 day	
	Milligrams/liter (mg/l)	Kg/kg (or pounds per 1,000 lb) of product ^a
Pentachlorophenol	(0.011)(72.7)/y	0.0033
Trichlorophenol	(0.082)(72.7)/y	0.025

^a The following equivalent mass limitations are provided as guidance in cases when POTWs find it necessary to impose mass effluent limitations.

Environmental Protection Agency

§ 430.51

§ 430.47 Pretreatment standards for new sources (PSNS).

Except as provided in 40 CFR 403.7, any new source subject to this subpart that introduces pollutants into a publicly owned treatment works must: comply with 40 CFR part 403; and

achieve the following pretreatment standards for new sources (PSNS) if it uses chlorophenolic-containing biocides. Permittees not using chlorophenolic-containing biocides must certify to the permit-issuing authority that they are not using these biocides:

SUBPART D

[PSNS for dissolving sulfite pulp facilities where nitration, viscose, or cellophane grade pulps are produced]

Pollutant or pollutant property	Maximum for any 1 day	
	Milligrams/liter (mg/l)	Kg/kg (or pounds per 1,000 lb) of product ^a
Pentachlorophenol	(0.012)(59.0)/y	0.0030
Trichlorophenol	(0.092)(59.0)/y	0.023
y = wastewater discharged in kgal per ton of product.		

^a The following equivalent mass limitations are provided as guidance in cases when POTWs find it necessary to impose mass effluent limitations.

SUBPART D

[PSNS for dissolving sulfite pulp facilities where acetate grade pulp is produced]

Pollutant or pollutant property	Maximum for any 1 day	
	Milligrams/liter (mg/l)	Kg/kg (or pounds per 1,000 lb) of product ^a
Pentachlorophenol	(0.012)(65.7)/y	0.0033
Trichlorophenol	(0.091)(65.7)/y	0.025
y = wastewater discharged in kgal per ton of product.		

^a The following equivalent mass limitations are provided as guidance in cases when POTWs find it necessary to impose mass effluent limitations.

Subpart E—Papergrade Sulfite Subcategory

§ 430.50 Applicability; description of the papergrade sulfite subcategory.

The provisions of this subpart apply to discharges resulting from the: Integrated production of pulp and paper at papergrade sulfite mills, where blow pit pulp washing techniques are used; and the integrated production of pulp and paper at papergrade sulfite mills where vacuum or pressure drums are used to wash pulp.

§ 430.51 Specialized definitions.

(a) Except as provided in paragraphs (b) and (c) of this section, the general definitions, abbreviations, and methods of analysis set forth in 40 CFR part 401 and § 430.01 of this part apply to this subpart.

(b) *Sulfite cooking liquor* is defined as bisulfite cooking liquor when the pH of the liquor is between 3.0 and 6.0 and as acid sulfite cooking liquor when the pH is less than 3.0.

(c) For this subpart, the segments for the papergrade sulfite subcategory are defined as follows:

(1) The calcium-, magnesium-, or sodium-based sulfite pulp segment consists of papergrade sulfite mills where pulp and paper are produced using an acidic cooking liquor of calcium, magnesium, or sodium sulfite, unless those mills are specialty grade sulfite mills;

(2) The ammonium-based sulfite pulp segment consists of papergrade sulfite mills where pulp and paper are produced using an acidic cooking liquor of ammonium sulfite, unless those mills are specialty grade sulfite mills;

(3) The specialty grade sulfite pulp segment consists of those papergrade

§ 430.52

40 CFR Ch. I (7–1–21 Edition)

sulfite mills where a significant portion of production is characterized by pulp with a high percentage of alpha cellulose and high brightness sufficient to produce end products such as plastic molding compounds, saturating and laminating products, and photographic papers. The specialty grade segment also includes those mills where a major portion of production is 91 ISO brightness and above.

§ 430.52 Effluent limitations representing the degree of effluent reduction attainable by the application of the best practicable control technology currently available (BPT).

(a) Except as provided in 40 CFR 125.30 through 125.32, any existing point source subject to this subpart must achieve the following effluent limitations representing the degree of effluent reduction attainable by the application of the best practicable control technology currently available (BPT):

SUBPART E

[Bisulfite liquor/surface condensers; BPT effluent limitations for papergrade sulfite facilities where blow pit washing techniques are used]

Pollutant or pollutant property	Kg/kg (or pounds per 1,000 lb) of product		
	Continuous dischargers		Non-continuous dischargers (annual average)
	Maximum for any 1 day	Average of daily values for 30 consecutive days	
BOD5	31.8	16.55	9.30
TSS	43.95	23.65	12.99
pH	(¹)	(¹)	(¹)

¹ Within the range of 5.0 to 9.0 at all times.

SUBPART E

[Bisulfite liquor/barometric condensers; BPT effluent limitations for papergrade sulfite facilities where blow pit washing techniques are used]

Pollutant or pollutant property	Kg/kg (or pounds per 1,000 lb) of product		
	Continuous dischargers		Non-continuous dischargers (annual average)
	Maximum for any 1 day	Average of daily values for 30 consecutive days	
BOD5	34.7	18.05	10.14
TSS	52.2	28.1	15.44
pH	(¹)	(¹)	(¹)

¹ Within the range of 5.0 to 9.0 at all times.

SUBPART E

[Acid sulfite liquor/surface condensers; BPT effluent limitations for papergrade sulfite facilities where blow pit washing techniques are used]

Pollutant or pollutant property	Kg/kg (or pounds per 1,000 lb) of product		
	Continuous dischargers		Non-continuous dischargers (annual average)
	Maximum for any 1 day	Average of daily values for 30 consecutive days	
BOD5	32.3	16.8	9.44
TSS	43.95	23.65	12.99
pH	(¹)	(¹)	(¹)

¹ Within the range of 5.0 to 9.0 at all times.

Environmental Protection Agency

\$ 430.52

SUBPART E

[Acid sulfite liquor/barometric condensers; BPT effluent limitations for papergrade sulfite facilities where blow pit washing techniques are used]

Pollutant or pollutant property	Kg/kg (or pounds per 1,000 lb) of product		
	Continuous dischargers		Non-continuous dischargers (annual average)
	Maximum for any 1 day	Average of daily values for 30 consecutive days	
BOD5	35.55	18.5	10.39
TSS	52.2	28.1	15.44
pH	(¹)	(¹)	(¹)

¹ Within the range of 5.0 to 9.0 at all times.

SUBPART E

[Bisulfite liquor/surface condensers; BPT effluent limitations for papergrade sulfite facilities where vacuum or pressure drums are used to wash pulp]

Pollutant or pollutant property	Kg/kg (or pounds per 1,000 lb) of product		
	Continuous dischargers		Non-continuous dischargers (annual average)
	Maximum for any 1 day	Average of daily values for 30 consecutive days	
BOD5	26.7	13.9	7.81
TSS	43.95	23.65	12.99
pH	(¹)	(¹)	(¹)

¹ Within the range of 5.0 to 9.0 at all times.

NOTE: Limitations above do not apply to mills using continuous digesters.

SUBPART E

[Bisulfite liquor/barometric condensers; BPT effluent limitations for papergrade sulfite facilities where vacuum or pressure drums are used to wash pulp]

Pollutant or pollutant property	Kg/kg (or pounds per 1,000 lb) of product		
	Continuous dischargers		Non-continuous dischargers (annual average)
	Maximum for any 1 day	Average of daily values for 30 consecutive days	
BOD5	29.4	15.3	8.60
TSS	52.2	28.1	15.44
pH	(¹)	(¹)	(¹)

¹ Within the range of 5.0 to 9.0 at all times.

NOTE: Limitations above do not apply to mills using continuous digesters.

SUBPART E

[Acid sulfite liquor/surface condensers; BPT effluent limitations for papergrade sulfite facilities where vacuum or pressure drums are used to wash pulp]

Pollutant or pollutant property	Kg/kg (or pounds per 1,000 lb) of product		
	Continuous dischargers		Non-continuous dischargers (annual average)
	Maximum for any 1 day	Average of daily values for 30 consecutive days	
BOD5	29.75	15.5	8.71
TSS	43.95	23.65	12.99

SUBPART E—Continued

[Acid sulfite liquor/surface condensers; BPT effluent limitations for papergrade sulfite facilities where vacuum or pressure drums are used to wash pulp]

Pollutant or pollutant property	Kg/kg (or pounds per 1,000 lb) of product		
	Continuous dischargers		Non-continuous dischargers (annual average)
	Maximum for any 1 day	Average of daily values for 30 consecutive days	
pH	(¹)	(¹)	(¹)

¹ Within the range of 5.0 to 9.0 at all times.

NOTE: Limitations above do not apply to mills using continuous digesters.

SUBPART E

[Acid sulfite liquor/barometric condensers; BPT effluent limitations for papergrade sulfite facilities where vacuum or pressure drums are used to wash pulp]

Pollutant or pollutant property	Kg/kg (or pounds per 1,000 lb) of product		
	Continuous dischargers		Non-continuous dischargers (annual average)
	Maximum for any 1 day	Average of daily values for 30 consecutive days	
BOD5	32.5	16.9	9.49
TSS	52.2	28.1	15.44
pH	(¹)	(¹)	(¹)

¹ Within the range of 5.0 to 9.0 at all times.

NOTE: Limitations above do not apply to mills using continuous digesters.

SUBPART E

[Continuous digesters; BPT effluent limitations for papergrade sulfite facilities where vacuum or pressure drums are used to wash pulp]

Pollutant or pollutant property	Kg/kg (or pounds per 1,000 lb) of product		
	Continuous dischargers		Non-continuous dischargers (annual average)
	Maximum for any 1 day	Average of daily values for 30 consecutive days	
BOD5	38.15	19.85	11.15
TSS	53.75	28.95	15.91
pH	(¹)	(¹)	(¹)

¹ Within the range of 5.0 to 9.0 at all times.

(b) The following limitations establish the quantity or quality of pollutants or pollutant properties, controlled by this section, resulting from the use of wet barking operations, which may be discharged by a point source subject to the provisions of this subpart. These

limitations are in addition to the limitations set forth in paragraph (a) of this section and shall be calculated using the proportion of the mill's total production due to use of logs which are subject to such operations:

Environmental Protection Agency

\$ 430.52

SUBPART E

[BPT effluent limitations for papergrade sulfite facilities where blow pit washing techniques are used]

Pollutant or pollutant property	Kg/kg (or pounds per 1,000 lb) of product		
	Continuous dischargers		Non-continuous dischargers (annual average)
	Maximum for any 1 day	Average of daily values for 30 consecutive days	
BOD5	2.7	1.45	0.80
TSS	7.5	3.95	2.19
pH	(¹)	(¹)	(¹)

¹ Within the range of 5.0 to 9.0 at all times.

SUBPART E

[BPT effluent limitations for papergrade sulfite facilities where vacuum or pressure drums are used to wash pulp]

Pollutant or pollutant property	Kg/kg (or pounds per 1,000 lb) of product		
	Continuous dischargers		Non-continuous dischargers (annual average)
	Maximum for any 1 day	Average of daily values for 30 consecutive days	
BOD5	3.05	1.6	0.90
TSS	7.5	3.95	2.19
pH	(¹)	(¹)	(¹)

¹ Within the range of 5.0 to 9.0 at all times.

(c) The following limitations establish the quantity or quality of pollutants or pollutant parameters, controlled by this section, resulting from the use of log washing or chip washing operations, which may be discharged by a point source subject to the provisions of this subpart. These limitations are in addition to the limitations set forth in paragraph (a) of this section and shall be calculated using the proportion of the mill's total production due to use of logs and/or chips which are subject to such operations:

sions of this subpart. These limitations are in addition to the limitations set forth in paragraph (a) of this section and shall be calculated using the proportion of the mill's total production due to use of logs and/or chips which are subject to such operations:

SUBPART E

[BPT effluent limitations for papergrade sulfite facilities where blow pit washing techniques are used]

Pollutant or pollutant property	Kg/kg (or pounds per 1,000 lb) of product		
	Continuous dischargers		Non-continuous dischargers (annual average)
	Maximum for any 1 day	Average of daily values for 30 consecutive days	
BOD5	0.15	0.1	0.05
TSS	2.55	1.35	0.75
pH	(¹)	(¹)	(¹)

¹ Within the range of 5.0 to 9.0 at all times.

SUBPART E

[BPT effluent limitations for papergrade sulfite facilities where vacuum or pressure drums are used to wash pulp]

Pollutant or pollutant property	Kg/kg (or pounds per 1,000 lb) of product		
	Continuous dischargers		Non-continuous dischargers (annual average)
	Maximum for any 1 day	Average of daily values for 30 consecutive days	
BOD5	0.35	0.2	0.1
TSS	2.55	1.35	0.75
pH	(¹)	(¹)	(¹)

¹ Within the range of 5.0 to 9.0 at all times.

(d) The following limitations establish the quantity or quality of pollutants or pollutant properties, controlled by this section, resulting from the use of log flumes or log ponds, which may be discharged by a point source subject to the provisions of this subpart. These

limitations are in addition to the limitations set forth in paragraph (a) of this section and shall be calculated using the proportion of the mill's total production due to use of logs which are subject to such operations:

SUBPART E

[BPT effluent limitations for papergrade sulfite facilities where blow pit washing techniques are used]

Pollutant or pollutant property	Kg/kg (or pounds per 1,000 lb) of product		
	Continuous dischargers		Non-continuous dischargers (annual average)
	Maximum for any 1 day	Average of daily values for 30 consecutive days	
BOD5	0.35	0.2	0.1
TSS	1.7	0.9	0.5
pH	(¹)	(¹)	(¹)

¹ Within the range of 5.0 to 9.0 at all times.

SUBPART E

[BPT effluent limitations for papergrade sulfite facilities where vacuum or pressure drums are used to wash pulp]

Pollutant or pollutant property	Kg/kg (or pounds per 1,000 lb) of product		
	Continuous dischargers		Non-continuous dischargers (annual average)
	Maximum for any 1 day	Average of daily values for 30 consecutive days	
BOD5	0.7	0.35	0.2
TSS	1.70	0.9	0.5
pH	(¹)	(¹)	(¹)

¹ Within the range of 5.0 to 9.0 at all times.

Environmental Protection Agency

§ 430.54

§ 430.53 Effluent limitations representing the degree of effluent reduction attainable by the application of the best conventional pollutant control technology (BCT).

Except as provided in 40 CFR 125.30 through 125.32, any existing point source subject to this subpart must achieve the following effluent limitations representing the degree of effluent reduction attainable by the application of the best conventional pollutant control technology (BCT). The limitations shall be the same as those specified for conventional pollutants in § 430.52 of this subpart for the best practicable control technology currently available (BCT).

§ 430.54 Effluent limitations representing the degree of effluent reduction attainable by the application of best available technology economically achievable (BAT).

Except as provided in 40 CFR 125.30 through 125.32, any existing point source subject to this subpart must achieve the following effluent limitations representing the degree of effluent reduction attainable by the application of the best available technology economically achievable (BAT).

(a)(1) The following effluent limitations apply to all dischargers in the calcium-, magnesium-, or sodium-based sulfite pulp segment:

SUBPART E

[Production of Calcium-, Magnesium-, or Sodium-based Sulfite Pulps]

Pollutant or pollutant property	BAT effluent limitations			
	Continuous dischargers		Non-continuous dischargers	
	Maximum for any 1 day	Monthly average	Maximum for any 1 day	Annual average
	kg/kg (or pounds per 1,000 lb) of product			
AOX	<ML ^a	(b)	<ML ^a	(b)
COD	(c)	(c)	(c)	(c)

^a“<ML” means less than the minimum level specified in § 430.01(i) for the particular pollutant.

^b This regulation does not specify this type of limitation for this pollutant; however, permitting authorities may do so as appropriate.

^c [Reserved]

(2)(i) The following effluent limitations apply to all dischargers in the ammonium-based sulfite pulp segment:

SUBPART E—PRODUCTION OF AMMONIUM-BASED SULFITE PULPS

Pollutant or pollutant property	BAT effluent limitations	
	Maximum for any 1 day	Monthly average
TCDD ^a	<ML ^b	(c)
TCDF ^a	<ML ^b	(c)
Chloroform ^a	(c)	(c)
Trichlorosyringol ^a	<ML ^b	(c)
3,4,5-trichlorocatechol ^a	<ML ^b	(c)
3,4,6-trichlorocatechol ^a	<ML ^b	(c)
3,4,5-trichloroguaiacol ^a	<ML ^b	(c)
3,4,6-trichloroguaiacol ^a	<ML ^b	(c)
4,5,6-trichloroguaiacol ^a	<ML ^b	(c)
2,4,5-trichlorophenol ^a	<ML ^b	(c)
2,4,6-trichlorophenol ^a	<ML ^b	(c)
Tetrachlorocatechol ^a	<ML ^b	(c)
Tetrachloroguaiacol ^a	<ML ^b	(c)
2,3,4,6-tetrachlorophenol ^a	<ML ^b	(c)
Pentachlorophenol ^a	<ML ^b	(c)

§ 430.54

40 CFR Ch. I (7–1–21 Edition)

	Continuous dischargers		Non-continuous dischargers	
	Maximum for any 1 day	Monthly average	Maximum for any 1 day	Annual average
	kg/kg (or pounds per 1,000 lb) of product			
AOX	(^d)	(^d)	(^d)	(^d)
COD	(^d)	(^d)	(^d)	(^d)

^a These limitations do not apply with respect to fiber lines that use a TCF bleaching process as disclosed by the discharger in its permit application under 40 CFR 122.21(g)(3) and certified under 40 CFR 122.22.

^b “<ML” means less than the minimum level specified in § 430.01(i) for the particular pollutant.

^c This regulation does not specify this type of limitation for this pollutant; however, permitting authorities may do so as appropriate.

^d [Reserved]

(ii) The following effluent limitations apply to all dischargers in the ammonium-based sulfite pulp segment with respect to each fiber line that uses exclusively TCF bleaching processes, as disclosed by the discharger in its NPDES permit application under 40 CFR 122.21(g)(3) and certified under 40 CFR 122.22:

SUBPART E—PRODUCTION OF AMMONIUM-BASED SULFITE PULPS

Pollutant or pollutant property	BAT effluent limitations (TCF)			
	Continuous dischargers		Non-continuous dischargers	
	Maximum for any 1 day	Monthly average	Maximum for any 1 day	Annual average
	kg/kg (or pounds per 1,000 lb) of product			
AOX	<ML ^a	(^b)	<ML ^a	(^b)
COD	(^c)	(^c)	(^c)	(^c)

^a “<ML” means less than the minimum level specified in § 430.01(i) for the particular pollutant.

^b This regulation does not specify this type of limitation for this pollutant; however, permitting authorities may do so as appropriate.

^c [Reserved]

(3)(i) The following effluent limitations apply to all dischargers in the specialty grade pulp segment:

SUBPART E—PRODUCTION OF SPECIALTY GRADE SULFITE PULPS

Pollutant or pollutant property	BAT effluent limitations	
	Maximum for any 1 day	Monthly Average
TCDD ^a	<ML ^b	(^c)
TCDF ^a	<ML ^b	(^c)
Chloroform ^a	(^d)	(^c)
Trichlorosyringol ^a	<ML ^b	(^c)
3,4,5-trichlorocatechol ^a	<ML ^b	(^c)
3,4,6-trichlorocatechol ^a	<ML ^b	(^c)
3,4,5-trichloroguaiacol ^a	<ML ^b	(^c)
3,4,6-trichloroguaiacol ^a	<ML ^b	(^c)
4,5,6-trichloroguaiacol ^a	<ML ^b	(^c)
2,4,5-trichlorophenol ^a	<ML ^b	(^c)
2,4,6-trichlorophenol ^a	<ML ^b	(^c)
Tetrachlorocatechol ^a	<ML ^b	(^c)
Tetrachloroguaiacol ^a	<ML ^b	(^c)
2,3,4,6-tetrachlorophenol ^a	<ML ^b	(^c)
Pentachlorophenol ^a	<ML ^b	(^c)

Environmental Protection Agency

§ 430.54

	Continuous dischargers		Non-continuous dischargers	
	Maximum for any 1 day	Monthly average	Maximum for any 1 day	Annual average
	kg/kg (or pounds per 1,000 lb) of product			
AOX	(^d)	(^d)	(^d)	(^d)
COD	(^d)	(^d)	(^d)	(^d)

^aThese limitations do not apply with respect to fiber lines that use a TCF bleaching process as disclosed by the discharger in its permit application under 40 CFR 122.21(g)(3) and certified under 40 CFR 122.22.

^b"<ML" means less than the minimum level specified in § 430.01(i) for the particular pollutant.

^cThis regulation does not specify this type of limitation for this pollutant; however, permitting authorities may do so as appropriate.

^d[Reserved]

(ii) The following effluent limitations apply to dischargers in the specialty grade pulp segment with respect to each fiber line that uses exclusively TCF bleaching processes, as disclosed by the discharger in its NPDES permit application under 40 CFR 122.21(g)(3) and certified under 40 CFR 122.22:

SUBPART E—PRODUCTION OF SPECIALTY GRADE PULPS

Pollutant or pollutant property	BAT effluent limitations (TCF)			
	Continuous dischargers		Non-continuous dischargers	
	Maximum for any 1 day	Monthly average	Maximum for any 1 day	Annual average
	kg/kg (or pounds per 1,000 lb) of product			
AOX	<ML ^a	(^b)	<ML ^a	(^b)
COD	(^c)	(^c)	(^c)	(^c)

^a"<ML" means less than the minimum level specified in § 430.01(i) for the particular pollutant.

^bThis regulation does not specify this type of limitation for this pollutant; however, permitting authorities may do so as appropriate.

^c[Reserved]

(b) The following additional effluent limitations apply to each discharger subject to this section in accordance with the previous subcategorization scheme unless it certifies to the permitting authority that it is not using these compounds as biocides. Also, for non-continuous dischargers, concentration limitations (mg/l) shall apply. Concentration limitations will only apply to non-continuous dischargers:

SUBPART E

[Supplemental BAT effluent limitations]

Pollutant or pollutant property	Maximum for any 1 day	
	kg/kg (or pounds per 1,000 lb) of product	Milligrams/liter
Pentachlorophenol	0.00058exp(0.017x)	((0.011)(12.67)exp(0.017x))/y
Trichlorophenol	0.0036exp(0.017x)	((0.068)(12.67)exp(0.017x))/y
x = percent sulfite pulp in final product.		
y = wastewater discharged in kgal per ton of product.		

(c) Pursuant to 40 CFR 122.44(i) and 122.45(h), a discharger must demonstrate compliance with the limitations in paragraphs (a)(2) or (a)(3) of this section, as applicable, by monitoring for all pollutants (except for AOX and COD) at the point where the wastewater containing those pollutants leaves the bleach plant. The permitting authority may impose effluent limitations and/or monitoring requirements on internal wastestreams for

§ 430.55

40 CFR Ch. I (7–1–21 Edition)

any other pollutants covered in this section as appropriate under 40 CFR 122.44(i) and 122.45(h).

performance standards (NSPS), as applicable.

(a) The following standards apply to each new source regardless of when it commenced discharge:

§ 430.55 New source performance standards (NSPS).

New sources subject to this subpart must achieve the following new source

SUBPART E
[1982 NSPS]

Pollutant or pollutant property	Kg/kg (or pounds per 1,000 lb) of product		
	Continuous dischargers		Non-continuous dischargers (annual average)
	Maximum for any 1 day	Average of daily values for 30 consecutive days	
BOD ₅	4.38exp(0.017x) ...	2.36exp(0.017x)	Average of daily values for 30 consecutive days divided by 1.91.
TSS	5.81exp(0.017x) ...	3.03exp(0.017x)	Average of daily values for 30 consecutive days divided by 1.90.
pH	(¹)	(¹)	(¹)

x = percent sulfite pulp in final product

¹ Within the range of 5.0 to 9.0 at all times.

(b) The following standards apply with respect to each new source fiber line that commences discharge after June 15, 1998.

(1) The following standards apply to all new sources in the calcium-, magnesium-, or sodium-based sulfite pulp segment:

SUBPART E

[Production of Calcium-, Magnesium-, or Sodium-based Sulfite Pulps]

Pollutant or pollutant property	NSPS			
	Continuous dischargers		Non-continuous dischargers	
	Maximum for any 1 day	Monthly average	Maximum for any 1 day	Annual average
kg/kg (or pounds per 1,000 lb) of product				
AOX	<ML ^a	(^b)	<ML ^a	(^b)
COD	(^c)	(^c)	(^c)	(^c)

^a “<ML” means less than the minimum level specified in § 430.01(i) for the particular pollutant.

^b This regulation does not specify this type of limitation for this pollutant; however, permitting authorities may do so as appropriate.

^c [Reserved]

(2)(i) The following standards apply to all new sources in the ammonium-based sulfite pulp segment:

SUBPART E—PRODUCTION OF AMMONIUM-BASED SULFITE PULPS

Pollutant or pollutant property	NSPS	
	Maximum for any 1 day	Monthly average
TCDD ^a	<ML ^b	(^c)
TCDF ^a	<ML ^b	(^c)
Chloroform ^a	(^d)	(^d)
Trichlorosyringol ^a	<ML ^b	(^c)
3,4,5-trichlorocatechol ^a	<ML ^b	(^c)
3,4,6-trichlorocatechol ^a	<ML ^b	(^c)
3,4,5-trichloroguaiacol ^a	<ML ^b	(^c)
3,4,6-trichloroguaiacol ^a	<ML ^b	(^c)

SUBPART E—PRODUCTION OF AMMONIUM-BASED SULFITE PULPS—Continued

Pollutant or pollutant property	NSPS	
	Maximum for any 1 day	Monthly average
4,5,6-trichloroguaiacol ^a	<ML ^b	(^c)
2,4,5-trichlorophenol ^a	<ML ^b	(^c)
2,4,6-trichlorophenol ^a	<ML ^b	(^c)
Tetrachlorocatechol ^a	<ML ^b	(^c)
Tetrachloroguaiacol ^a	<ML ^b	(^c)
2,3,4,6-tetrachlorophenol ^a	<ML ^b	(^c)
Pentachlorophenol ^a	<ML ^b	(^c)

	Continuous dischargers		Non-continuous dischargers	
	Maximum for any 1 day	Monthly average	Maximum for any 1 day	Annual average
	kg/kg (or pounds per 1,000 lb) of product			
AOX	(^d)	(^d)	(^d)	(^d)
COD	(^d)	(^d)	(^d)	(^d)

^a These limitations do not apply with respect to fiber lines that use a TCF bleaching process as disclosed by the discharger in its permit application under 40 CFR 122.21(g)(3) and certified under 40 CFR 122.22.

^b “<ML” means less than the minimum level specified in § 430.01(i) for the particular pollutant.

^c This regulation does not specify this type of limitation for this pollutant; however, permitting authorities may do so as appropriate.

^d [Reserved]

(ii) The following standards apply to all new sources in the ammonium-based sulfite pulp segment with respect to each fiber line that uses exclusively

TCF bleaching processes, as disclosed by the discharger in its NPDES permit application under 40 CFR 122.21(g)(3) and certified under 40 CFR 122.22:

SUBPART E—PRODUCTION OF AMMONIUM-BASED SULFITE PULPS

Pollutant or pollutant property	NSPS (TCF)			
	Continuous dischargers		Non-continuous dischargers	
	Maximum for any 1 day	Monthly average	Maximum for any 1 day	Annual average
kg/kg (or pounds per 1,000 lb) of product				
AOX	<ML ^a	(^b)	<ML ^a	(^b)
COD	(^c)	(^c)	(^c)	(^c)

^a “<ML” means less than the minimum level specified in § 430.01(i) for the particular pollutant.

^b This regulation does not specify this type of limitation for this pollutant; however, permitting authorities may do so as appropriate.

^c [Reserved]

(3)(i) The following standards apply to all new sources in the specialty grade sulfite pulp segment:

SUBPART E—PRODUCTION OF SPECIALTY GRADE SULFITE PULPS

Pollutant or pollutant property	NSPS	
	Maximum for any 1 day	Monthly average
TCDD ^a	<ML ^b	(^c)
TCDF ^a	<ML ^b	(^c)
Chloroform ^a	(^d)	(^d)
Trichlorosyringol ^a	<ML ^b	(^c)
3,4,5-trichlorocatechol ^a	<ML ^b	(^c)
3,4,6-trichlorocatechol ^a	<ML ^b	(^c)
3,4,5-trichloroguaiacol ^a	<ML ^b	(^c)
3,4,6-trichloroguaiacol ^a	<ML ^b	(^c)
4,5,6-trichloroguaiacol ^a	<ML ^b	(^c)

SUBPART E—PRODUCTION OF SPECIALTY GRADE SULFITE PULPS—Continued

Pollutant or pollutant property	NSPS	
	Maximum for any 1 day	Monthly average
2,4,5-trichlorophenol ^a	<ML ^b	(^c)
2,4,6-trichlorophenol ^a	<ML ^b	(^c)
Tetrachlorocatechol ^a	<ML ^b	(^c)
Tetrachloroguaiacol	<ML ^b	(^c)
2,3,4,6-tetrachlorophenol ^a	<ML ^b	(^c)
Pentachlorophenol ^a	<ML ^b	(^c)

	Continuous dischargers		Non-continuous dischargers	
	Maximum for any 1 day	Monthly average	Maximum for any 1 day	Annual average
	kg/kg (or pounds per 1,000 lb) of product			
AOX	(^d)	(^d)	(^d)	(^d)
COD	(^d)	(^d)	(^d)	(^d)

^a These limitations do not apply with respect to fiber lines that use a TCF bleaching process as disclosed by the discharger in its permit application under 40 CFR 122.21(g)(3) and certified under 40 CFR 122.22.

^b “<ML” means less than the minimum level specified in § 430.01(i) for the particular pollutant.

^c This regulation does not specify this type of limitation for this pollutant; however, permitting authorities may do so as appropriate.

^d [Reserved]

(ii) The following standards apply to all new sources within the specialty grade sulfite pulp segment with respect to each fiber line that uses exclusively TCF bleaching processes, as disclosed by the discharger in its NPDES permit application under 40 CFR 122.21(g)(3) and certified under 40 CFR 122.22:

SUBPART E—PRODUCTION OF SPECIALTY GRADE SULFITE PULPS

Pollutant or pollutant property	NSPS (TCF)			
	Continuous dischargers		Non-continuous dischargers	
	Maximum for any 1 day	Monthly average	Maximum for any 1 day	Annual average
	kg/kg (or pounds per 1,000 lb) of product			
AOX	<ML ^a	(^b)	<ML ^a	(^b)
COD	(^c)	(^c)	(^c)	(^c)

^a “<ML” means less than the minimum level specified in § 430.01(i) for the particular pollutant.

^b This regulation does not specify this type of limitation for this pollutant; however, permitting authorities may do so as appropriate.

^c [Reserved]

(c) The following standards apply to each new source regardless of when it commenced discharge, unless it certifies to the permitting authority that it is not using these compounds as biocides. Also, for non-continuous dischargers, concentration limitations (mg/l) shall apply. Concentration limitations will only apply to non-continuous dischargers:

SUBPART E
[Supplemental NSPS]

Pollutant or pollutant property	Maximum for any 1 day	
	kg/kg (or pounds per 1,000 lb) of product	Milligrams/liter
Pentachlorophenol	0.00058exp(0.017x)	((0.015)(9.12)exp(0.017x))/y
Trichlorophenol	0.0036exp(0.017x)	((0.094)(9.12)exp(0.017x))/y

SUBPART E—Continued
[Supplemental NSPS]

Pollutant or pollutant property	Maximum for any 1 day	
	kg/kg (or pounds per 1,000 lb) of product	Milligrams/liter
x = percent sulfite pulp in final product. y = wastewater discharged in kgal per ton of product.		

(d) Pursuant to 40 CFR 122.44(i) and 122.45(h), a discharger must demonstrate compliance with the standards in paragraphs (b)(2) or (b)(3) of this section, as applicable, by monitoring for all pollutants (except for AOX, COD, BOD₅, TSS, and pH) at the point where the wastewater containing those pollutants leaves the bleach plant. The permitting authority may impose effluent limitations and/or monitoring requirements on internal wastestreams for any other pollutants covered in this section as appropriate under 40 CFR 122.44(i) and 122.45(h).

§ 430.56 Pretreatment standards for existing sources (PSES).

Except as provided in 40 CFR 403.7 and 403.13, any existing source subject to this subpart that introduces pollutants into a publicly owned treatment works must comply with 40 CFR part 403 and must achieve the following pretreatment standards for existing sources (PSES).

(a) The following pretreatment standards must be attained on or before April 16, 2001.

(1) The following pretreatment standards apply to all indirect dischargers in the calcium-, magnesium-, or sodium-based sulfite pulp segment:

SUBPART E

[Production of Calcium-, Magnesium-, or Sodium-based Sulfite Pulps]

Pollutant or pollutant property	PSES	
	Maximum for any 1 day	Monthly average
	kg/kg (or pounds per 1,000 lb) of product	
AOX	<ML ^a	(^b)

^a“<ML” means less than the minimum level specified in § 430.01(i) for the particular pollutant.

^bThis regulation does not specify this type of limitation for this pollutant; however, pretreatment control authorities may do so as appropriate.

(2)(i) The following pretreatment standards apply to all indirect dischargers in the ammonium-based sulfite pulp segment:

SUBPART E—PRODUCTION OF AMMONIUM-BASED SULFITE PULPS

Pollutant or pollutant property	PSES	
	Maximum for any 1 day	Monthly average
TCDD ^a	<ML ^b	(^c)
TCDF ^a	<ML ^b	(^c)
Trichlorosyringol ^a	<ML ^b	(^c)
3,4,5-trichlorocatechol ^a	<ML ^b	(^c)
3,4,6-trichlorocatechol ^a	<ML ^b	(^c)
3,4,5-trichloroguaiacol ^a	<ML ^b	(^c)
3,4,6-trichloroguaiacol ^a	<ML ^b	(^c)
4,5,6-trichloroguaiacol ^a	<ML ^b	(^c)
2,4,5-trichlorophenol ^a	<ML ^b	(^c)
2,4,6-trichlorophenol ^a	<ML ^b	(^c)
Tetrachlorocatechol ^a	<ML ^b	(^c)
Tetrachloroguaiacol ^a	<ML ^b	(^c)
2,3,4,6-tetrachlorophenol ^a	<ML ^b	(^c)

SUBPART E—PRODUCTION OF AMMONIUM-BASED SULFITE PULPS—Continued

Pollutant or pollutant property	PSES	
	Maximum for any 1 day	Monthly average
Pentachlorophenol ^a	<ML ^b	(^c)

^aThese limitations do not apply with respect to fiber lines operated by any indirect discharger that discloses to the pretreatment control authority, at the time it submits the report required under 40 CFR 403.12(b), (d), or (e), that it uses a TCF bleaching process at that fiber line.

^b"<ML" means less than the minimum level specified in § 430.01(i) for the particular pollutant.

^cThis regulation does not specify this type of limitation for this pollutant; however, pretreatment control authorities may do so as appropriate.

(ii) The following pretreatment standards apply with respect to each new source fiber line operated by an indirect discharger producing ammonium-based sulfite pulps if the indirect discharger discloses to the pretreatment control authority in a report submitted under 40 CFR 403.12(b) that it uses exclusively TCF bleaching processes at that fiber line:

SUBPART E—PRODUCTION OF AMMONIUM-BASED SULFITE PULPS

Pollutant or pollutant parameter	PSES (TCF)	
	Maximum for any 1 day	Monthly average
AOX	<ML ^a	(^b)

^a"<ML" means less than the minimum level specified in § 430.01(i) for the particular pollutant.

^bThis regulation does not specify this type of limitation for this pollutant; however, pretreatment control authorities may do so as appropriate.

(3)(i) The following pretreatment standards apply to all indirect dischargers in the specialty grade sulfite pulp segment:

SUBPART E—PRODUCTION OF SPECIALTY GRADE SULFITE PULPS

Pollutant or pollutant property	PSES	
	Maximum for any 1 day	Monthly average
TCDD ^a	<ML ^b	(^c)
TCDF ^a	<ML ^b	(^c)
Trichlorosyringol ^a	<ML ^b	(^c)
3,4,5-trichlorocatechol ^a	<ML ^b	(^c)
3,4,6-trichlorocatechol ^a	<ML ^b	(^c)
3,4,5-trichloroguaiacol ^a	<ML ^b	(^c)
3,4,6-trichloroguaiacol ^a	<ML ^b	(^c)
4,5,6-trichloroguaiacol ^a	<ML ^b	(^c)
2,4,5-trichlorophenol ^a	<ML ^b	(^c)
2,4,6-Trichlorophenol ^a	<ML ^b	(^c)
Tetrachlorocatechol ^a	<ML ^b	(^c)
Tetrachloroguaiacol ^a	<ML ^b	(^c)
2,3,4,6-tetrachlorophenol ^a	<ML ^b	(^c)
Pentachlorophenol ^a	<ML ^b	(^c)

^aThese limitations do not apply with respect to fiber lines operated by any indirect discharger that discloses to the pretreatment control authority, at the time it submits the report required under 40 CFR 403.12(b), (d), or (e), that it uses a TCF bleaching process at that fiber line.

^b"<ML" means less than the minimum level specified in § 430.01(i) for the particular pollutant.

^cThis regulation does not specify this type of limitation for this pollutant; however, pretreatment control authorities may do so as appropriate.

(ii) The following pretreatment standards apply with respect to each fiber line operated by an indirect discharger producing specialty grade sulfite pulps if the indirect discharger discloses to the pretreatment control authority in a report submitted under 40 CFR 403.12(b), (d), or (e) that it uses exclusively TCF bleaching processes at that fiber line. These pretreatment standards must be attained on or before April 16, 2001:

SUBPART E

Pollutant or pollutant parameter	PSES (TCF)	
	Maximum for any 1 day	Monthly average
AOX	<ML ^a	(^b)

^a“<ML” means less than the minimum level specified in § 430.01(i) for the particular pollutant.

^bThis regulation does not specify this type of limitation for this pollutant; however, pretreatment control authorities may do so as appropriate.

(b) The following pretreatment standards apply to each indirect discharger, in accordance with the previous subcategorization scheme, unless it certifies to the pretreatment control authority that it is not using these compounds as biocides. In cases when POTWs find it necessary to impose mass effluent limitations, equivalent mass limitations are provided as guidance:

SUBPART E

Pollutant or pollutant property	Supplemental PSES	
	Maximum for any 1 day	
	kg/kg (or pounds per 1,000 lb) of product	Milligrams/liter
Pentachlorophenol	0.00058exp(0.017x)	((0.011)(12.67)exp(0.017x))/y
Trichlorophenol	0.0043exp(0.017x)	((0.082)(12.67)exp(0.017x))/y
x = percent sulfite pulp in final product. y = wastewater discharged in kgal per ton of product.		

(c) An indirect discharger must demonstrate compliance with the pretreatment standards in paragraphs (a)(2) or (a)(3) of this section, as applicable, by monitoring for all pollutants at the point where the wastewater containing those pollutants leaves the bleach plant.

[63 FR 18635, Apr. 15, 1998; 63 FR 42239 Aug. 7, 1998]

§ 430.57 Pretreatment standards for new sources (PSNS).

Except as provided in 40 CFR 403.7, any new source subject to this subpart that introduces pollutants into a publicly owned treatment works must: comply with 40 CFR part 403; and achieve the following pretreatment standards for new sources (PSNS).

(a) (1) The following pretreatment standards apply to each indirect discharger in the calcium-, magnesium-, or sodium-based sulfite pulp segment that is a new source:

SUBPART E

[Production of Calcium-, Magnesium-, or Sodium-Based Sulfite Pulps]

Pollutant or pollutant property	PSNS	
	Maximum for any 1 day	Monthly average
AOX	kg/kg (or pounds per 1,000 lb) of product	
	<ML ^a	(^b)

^a“<ML” means less than the minimum level specified in § 430.01(i) for the particular pollutant.

^bThis regulation does not specify this type of limitation for this pollutant; however, pretreatment control authorities may do so as appropriate.

(2)(i) The following standards apply to each indirect discharger in the ammonium-based sulfite pulp segment that is a new source:

SUBPART E—PRODUCTION OF AMMONIUM-BASED SULFITE PULPS

Pollutant or pollutant property	PSNS	
	Maximum for any 1 day	Monthly average
TCDD ^a	<ML ^b	(c)
TCDF ^a	<ML ^b	(c)
Trichlorosyringol ^a	<ML ^b	(c)
3,4,5-trichlorocatechol ^a	<ML ^b	(c)
3,4,6-trichlorocatechol ^a	<ML ^b	(c)
3,4,5-trichloroguaiacol ^a	<ML ^b	(c)
3,4,6-trichloroguaiacol ^a	<ML ^b	(c)
4,5,6-trichloroguaiacol ^a	<ML ^b	(c)
2,4,5-trichlorophenol ^a	<ML ^b	(c)
2,4,6-trichlorophenol ^a	<ML ^b	(c)
Tetrachlorocatechol ^a	<ML ^b	(c)
Tetrachloroguaiacol ^a	<ML ^b	(c)
2,3,4,6-tetrachlorophenol ^a	<ML ^b	(c)
Pentachlorophenol ^a	<ML ^b	(c)

^aThese limitations do not apply with respect to fiber lines operated by any indirect discharger that discloses to the pretreatment control authority, at the time it submits the report required under 40 CFR 403.12 (b), (d), or (e), that it uses a TCF bleaching process at that fiber line.

^b"<ML" means less than the minimum level specified in § 430.01(i) for the particular pollutant.

^cThis regulation does not specify this type of limitation for this pollutant; however, pretreatment control authorities may do so as appropriate.

(ii) The following pretreatment standards apply with respect to each new source fiber line operated by an indirect discharger producing ammonium-based sulfite pulps if the indirect discharger discloses to the pretreatment control authority in a report submitted under 40 CFR 403.12(b), (d), or (e) that it uses exclusively TCF bleaching processes at that fiber line:

SUBPART E—PRODUCTION OF AMMONIUM-BASED SULFITE PULPS

Pollutant or pollutant parameter	PSNS (TCF)	
	Maximum for any 1 day	Monthly average
AOX	<ML ^a	(b)

^a"<ML" means less than the minimum level specified in § 430.01(i) for the particular pollutant.

^bThis regulation does not specify this type of limitation for this pollutant; however, pretreatment control authorities may do so as appropriate.

(3)(i) The following pretreatment standards apply to each indirect discharger in the specialty grade sulfite pulp segment that is a new source:

SUBPART E—PRODUCTION OF SPECIALTY GRADE SULFITE PULPS

Pollutant or pollutant property	PSNS	
	Maximum for any 1 day	Monthly average
TCDD ^a	<ML ^b	(c)
TCDF ^a	<ML ^b	(c)
Trichlorosyringol ^a	<ML ^b	(c)
3,4,5-trichlorocatechol ^a	<ML ^b	(c)
3,4,6-trichlorocatechol ^a	<ML ^b	(c)
3,4,5-trichloroguaiacol ^a	<ML ^b	(c)
3,4,6-trichloroguaiacol ^a	<ML ^b	(c)
4,5,6-trichloroguaiacol ^a	<ML ^b	(c)
2,4,5-trichlorophenol ^a	<ML ^b	(c)
2,4,6-trichlorophenol ^a	<ML ^b	(c)
Tetrachlorocatechol ^a	<ML ^b	(c)
Tetrachloroguaiacol ^a	<ML ^b	(c)
2,3,4,6-tetrachlorophenol ^a	<ML ^b	(c)

Environmental Protection Agency

§ 430.58

SUBPART E—PRODUCTION OF SPECIALTY GRADE SULFITE PULPS—Continued

Pollutant or pollutant property	PSNS	
	Maximum for any 1 day	Monthly average
Pentachlorophenol ^a	<ML ^b	(^c)

^aThese limitations do not apply with respect to fiber lines operated by any indirect discharger that discloses to the pretreatment control authority, at the time it submits the report required under 40 CFR 403.12 (b), (d), or (e), that it uses a TCF bleaching process at that fiber line.

^b"<ML" means less than the minimum level specified in § 430.01(i) for the particular pollutant.

^cThis regulation does not specify this type of limitation for this pollutant; however, pretreatment control authorities may do so as appropriate.

(ii) The following pretreatment standards apply with respect to each new source fiber line operated by an indirect discharger producing specialty grade sulfite pulps if the indirect discharger discloses to the pretreatment control authority in a report submitted under 40 CFR 403.12(b), (d), or (e) that it uses exclusively TCF bleaching processes at that fiber line:

SUBPART E—PRODUCTION OF SPECIALTY GRADE SULFITE PULPS

Pollutant or pollutant parameter	PSNS (TCF)	
	Maximum for any 1 day	Monthly average
AOX	<ML ^a	(^b)

^a"<ML" means less than the minimum level specified in § 430.01(i) for the particular pollutant.

^bThis regulation does not specify this type of limitation for this pollutant; however, pretreatment control authorities may do so as appropriate.

(b) The following pretreatment standards shall apply to each new source indirect dischargers unless the indirect discharger certifies to the pretreatment control authority that it is not using these compounds as biocides. In cases when POTWs find it necessary to impose mass effluent standards, equivalent mass standards are provided as guidance:

SUBPART E

Pollutant or pollutant property	Supplemental PSNS	
	Maximum for any 1 day	
	kg/kg (or pounds per 1,000 lb) of product	Milligrams/liter
Pentachlorophenol	0.00058exp (0.017x)	((0.015)(9.12)exp(0.017x))/y
Trichlorophenol	0.0043exp (0.017x)	((0.114)(9.12)exp(0.017x))/y
x = percent sulfite pulp in final product.		
y = wastewater discharged in kgal per ton of product.		

(c) An indirect discharger must demonstrate compliance with the pretreatment standards in paragraphs (a)(2) or (a)(3) of this section, as applicable, by monitoring for all pollutants at the point where the wastewater containing those pollutants leaves the bleach plant.

§ 430.58 Best management practices (BMPs).

The definitions and requirements set forth in 40 CFR 430.03 apply to facilities in this subpart.

[63 FR 18635, Apr. 15, 1998; 63 FR 42240, Aug. 7, 1998]

**Subpart F—Semi-Chemical
Subcategory**

**§ 430.60 Applicability; description of
the semi-chemical subcategory.**

The provisions of this subpart are applicable to discharges resulting from the integrated production of pulp and paper at semi-chemical mills.

§ 430.61 Specialized definitions.

For the purpose of this subpart, the general definitions, abbreviations, and methods of analysis set forth in 40 CFR part 401 and § 430.01 of this part shall apply to this subpart.

§ 430.62 Effluent limitations representing the degree of effluent reduction attainable by the application of the best practicable control technology currently available (BPT).

Except as provided in 40 CFR 125.30 through 125.32, any existing point source subject to this subpart must achieve the following effluent limitations representing the degree of effluent reduction attainable by the application of the best practicable control technology currently available (BPT):

SUBPART F

[BPT effluent limitations for ammonia base mills]

Pollutant or pollutant property	Kg/kg (or pounds per 1,000 lb) of product	
	Maximum for any 1 day	Average of daily values for 30 consecutive days
BOD5	8.0	4.0
TSS	10.0	5.0
pH	(¹)	(¹)

¹ Within the range of 6.0 to 9.0 at all times.

SUBPART F

[BPT effluent limitations for sodium base mills]

Pollutant or pollutant property	Kg/kg (or pounds per 1,000 lb) of product	
	Maximum for any 1 day	Average of daily values for 30 consecutive days
BOD5	8.7	4.35
TSS	11.0	5.5
pH	(¹)	(¹)

¹ Within the range of 6.0 to 9.0 at all times.

§ 430.63 Effluent limitations guidelines representing the degree of effluent reduction attainable by the application of the best conventional pollutant control technology (BCT).

Except as provided in 40 CFR 125.30 through 125.32, any existing point source subject to this subpart shall achieve the following effluent limitations representing the degree of effluent reduction attainable by the application of the best conventional pollutant control technology (BCT): The limitations shall be the same as those

specified for conventional pollutants (which are defined in 40 CFR 401.16) in § 430.62 of this subpart for the best practicable control technology currently available (BPT), except that non-continuous dischargers shall not be subject to the maximum day and average-of-30-consecutive-days limitations, but shall be subject to annual average effluent limitations determined by dividing the average-of-30-consecutive-days limitations for BOD5 by 1.36 and TSS by 1.36.

Environmental Protection Agency

§ 430.65

§ 430.64 Effluent limitations representing the degree of effluent reduction attainable by the application of the best available technology economically achievable (BAT).

Except as provided in 40 CFR 125.30 through 125.32, any existing point source subject to this subpart where chlorophenolic-containing biocides are used must achieve the following effluent limitations representing the degree of effluent reduction attainable by the

application of the best available technology economically achievable (BAT). Non-continuous dischargers shall not be subject to the maximum day mass limitations in kg/kkg (lb/1,000 lb), but shall be subject to concentration limitations. Concentration limitations are only applicable to non-continuous dischargers. Permittees not using chlorophenolic-containing biocides must certify to the permit-issuing authority that they are not using these biocides:

SUBPART F

Pollutant or pollutant property	BAT effluent limitations	
	Maximum for any 1 day	
	Kg/kkg (or pounds per 1,000 lb) of product	Milligrams/liter
Pentachlorophenol	0.0012	(0.029)(10.3)/y
Trichlorophenol	0.00043	(0.010)(10.3)/y
y = wastewater discharged in kgal per ton of product.		

§ 430.65 New source performance standards (NSPS).

Any new source subject to this subpart must achieve the following new source performance standards (NSPS), except that non-continuous dischargers shall not be subject to the maximum day and average of 30 consecutive days effluent limitations for BOD5 and TSS, but shall be subject to annual average effluent limitations. Also, for non-continuous dischargers, concentration lim-

itations (mg/l) shall apply, where provided. Concentration limitations will only apply to non-continuous dischargers. Only facilities where chlorophenolic-containing biocides are used shall be subject to pentachlorophenol and trichlorophenol limitations. Permittees not using chlorophenolic-containing biocides must certify to the permit-issuing authority that they are not using these biocides:

SUBPART F

[NSPS]

Pollutant or pollutant property	Kg/kkg (or pounds per 1,000 lb) of product		
	Continuous dischargers		Non-continuous dischargers (annual average)
	Maximum for any 1 day	Average of daily values for 30 consecutive days	
BOD5	3.0	1.6	0.84
TSS	5.8	3.0	1.6
pH	(¹)	(¹)	(¹)
	Maximum for any 1 day		
	Kg/kkg (or pounds per 1,000 lb) of product	Milligrams/liter	
Pentachlorophenol	0.0012	(0.041)(7.3)/y	

§ 430.66

40 CFR Ch. I (7–1–21 Edition)

	Maximum for any 1 day	
	Kg/kg (or pounds per 1,000 lb) of product	Milligrams/liter
Trichlorophenol	0.00043	(0.014)(7.3)/y
y = wastewater discharged in kgal per ton at all times.		

¹ Within the range of 5.0 to 9.0 at all times.

§ 430.66 Pretreatment standards for existing sources (PSES).

Except as provided in 40 CFR 403.7 and 403.13, any existing source subject to this subpart that introduces pollutants into a publicly owned treatment works must: comply with 40 CFR part 403; and achieve the following

pretreatment standards for existing sources (PSES) if it uses chlorophenolic-containing biocides. Permittees not using chlorophenolic-containing biocides must certify to the permit-issuing authority that they are not using these biocides. PSES must be attained on or before July 1, 1984:

SUBPART F

Pollutant or pollutant property	PSES	
	Maximum for any 1 day	
	Milligrams/liter	Kg/kg (or pounds per 1,000 lb) of product ^a
Pentachlorophenol	(0.032)(10.3)/y	0.0014
Trichlorophenol	(0.010)(10.3)/y	0.00043
y = wastewater discharged in kgal per ton of product.		

^a The following equivalent mass limitations are provided as guidance in cases when POTWs find it necessary to impose mass equivalent limitations.

§ 430.67 Pretreatment standards for new sources (PSNS).

Except as provided in 40 CFR 403.7, any new source subject to this subpart that introduces pollutants into a publicly owned treatment works must: comply with 40 CFR part 403; and

achieve the following pretreatment standards for new sources (PSNS) if it uses chlorophenolic-containing biocides. Permittees not using chlorophenolic-containing biocides must certify to the permit-issuing authority that they are not using these biocides:

SUBPART F

Pollutant or pollutant property	PSNS	
	Maximum for any 1 day	
	Milligrams/liter	Kg/kg (or pounds per 1,000 lb) of product ^a
Pentachlorophenol	(0.045)(7.3)/y	0.0014
Trichlorophenol	(0.014)(7.3)/y	0.00043
y = wastewater discharged in kgal per ton of product.		

^a The following equivalent mass limitations are provided as guidance in cases when POTWs find it necessary to impose mass equivalent limitations.

Environmental Protection Agency

§ 430.72

Subpart G—Mechanical Pulp Subcategory

part 401 and § 430.01 of this part shall apply to this subpart.

§ 430.70 Applicability; description of the mechanical pulp subcategory.

The provisions of this subpart are applicable to discharges resulting from: the production of pulp and paper at groundwood chemi-mechanical mills; the production of pulp and paper at groundwood mills through the application of the thermo-mechanical process; the integrated production of pulp and coarse paper, molded pulp products, and newsprint at groundwood mills; and the integrated production of pulp and fine paper at groundwood mills.

§ 430.71 Specialized definitions.

For the purpose of this subpart, the general definitions, abbreviations, and methods of analysis set forth in 40 CFR

§ 430.72 Effluent limitations representing the degree of effluent reduction attainable by the application of the best practicable control technology currently available (BPT).

(a) Except as provided in 40 CFR 125.30 through 125.32, any existing point source subject to this subpart must achieve the following effluent limitations representing the degree of effluent reduction attainable by the application of the best practicable control technology currently available (BPT), except that non-continuous dischargers shall not be subject to the maximum day and average of 30 consecutive days limitations but shall be subject to annual average effluent limitations:

SUBPART G

[BPT effluent limitations for mechanical pulp facilities where pulp and paper at groundwood chemi-mechanical mills are produced]

Pollutant or pollutant property	Kg/kg (or pounds per 1,000 lb) of product		
	Continuous dischargers		Non-continuous dischargers (annual average)
	Maximum for any 1 day	Average of daily values for 30 consecutive days	
BOD5	13.5	7.05	3.96
TSS	19.75	10.65	5.85
pH	(¹)	(¹)	(¹)

¹ Within the range of 5.0 to 9.0 at all times.

SUBPART G

[BPT effluent limitations for mechanical pulp facilities where pulp and paper at groundwood mills are produced through the application of the thermo-mechanical process]

Pollutant or pollutant property	Kg/kg (or pounds per 1,000 lb) of product		
	Continuous dischargers		Non-continuous dischargers (annual average)
	Maximum for any 1 day	Average of daily values for 30 consecutive days	
BOD5	10.6	5.55	3.12
TSS	15.55	8.35	4.59
pH	(¹)	(¹)	(¹)

¹ Within the range of 5.0 to 9.0 at all times.

SUBPART G

[BPT effluent limitations for mechanical pulp facilities where the integrated production of pulp and coarse paper, molded pulp products, and newsprint at groundwood mills occurs]

Pollutant or pollutant property	Kg/kg (or pounds per 1,000 lb) of product		
	Continuous dischargers		Non-continuous dischargers (annual average)
	Maximum for any 1 day	Average of daily values for 30 consecutive days	
BOD5	7.45	3.9	2.19
TSS	12.75	6.85	3.76
pH	(¹)	(¹)	(¹)

¹ Within the range of 5.0 to 9.0 at all times.

SUBPART G

[BPT effluent limitations for mechanical pulp facilities where the integrated production of pulp and fine paper at groundwood mills occurs]

Pollutant or pollutant property	Kg/kg (or pounds per 1,000 lb) of product		
	Continuous dischargers		Non-continuous dischargers (annual average)
	Maximum for any 1 day	Average of daily values for 30 consecutive days	
BOD5	6.85	3.6	2.0
TSS	11.75	6.3	3.5
pH	(¹)	(¹)	(¹)

¹ Within the range of 5.0 to 9.0 at all times.

(b) The following limitations establish the quantity or quality of pollutants or pollutant properties, controlled by this section, resulting from the use of wet barking operations, which may be discharged by a point source subject to the provisions of this subpart. These limitations are in addition to the limitations set forth in paragraph (a) of

this section and shall be calculated using the proportion of the mill's total production due to use of logs which are subject to such operations. Non-continuous dischargers shall not be subject to the maximum day and average of 30 consecutive days limitations, but shall be subject to annual average effluent limitations:

SUBPART G

[BPT effluent limitations for mechanical pulp facilities where pulp and paper at groundwood chemi-mechanical mills are produced]

Pollutant or pollutant property	Kg/kg (or pounds per 1,000 lb) of product		
	Continuous dischargers		Non-continuous dischargers (annual average)
	Maximum for any 1 day	Average of daily values for 30 consecutive days	
BOD5	0.9	0.45	0.25
TSS	2.6	1.45	0.80
pH	(¹)	(¹)	(¹)

¹ Within the range of 5.0 to 9.0 at all times.

Environmental Protection Agency

\$ 430.72

SUBPART G

[BPT effluent limitations for mechanical pulp facilities where pulp and paper at groundwood mills are produced through the application of the thermo-mechanical process]

Pollutant or pollutant property	Kg/kg (or pounds per 1,000 lb) of product		
	Continuous dischargers		Non-continuous dischargers (annual average)
	Maximum for any 1 day	Average of daily values for 30 consecutive days	
BOD5	0.9	0.45	0.3
TSS	2.7	1.45	0.75
pH	(¹)	(¹)	(¹)

¹ Within the range of 5.0 to 9.0 at all times.

SUBPART G

[BPT effluent limitations for mechanical pulp facilities where the integrated production of pulp and coarse paper, molded pulp products, and newsprint at groundwood mills occurs]

Pollutant or pollutant property	Kg/kg (or pounds per 1,000 lb) of product		
	Continuous dischargers		Non-continuous dischargers (annual average)
	Maximum for any 1 day	Average of daily values for 30 consecutive days	
BOD5	1.15	0.55	0.30
TSS	2.0	1.1	0.60
pH	(¹)	(¹)	(¹)

¹ Within the range of 5.0 to 9.0 at all times.

SUBPART G

[BPT effluent limitations for mechanical pulp facilities where the integrated production of pulp and fine paper at groundwood mills occurs]

Pollutant or pollutant property	Kg/kg (or pounds per 1,000 lb) of product		
	Continuous dischargers		Non-continuous dischargers (annual average)
	Maximum for any 1 day	Average of daily values for 30 consecutive days	
BOD5	1.1	0.55	0.35
TSS	1.95	1.1	0.60
pH	(¹)	(¹)	(¹)

¹ Within the range of 5.0 to 9.0 at all times.

(c) The following limitations establish the quantity or quality of pollutants or pollutant parameters, controlled by this section, resulting from the use of log washing or chip washing operations, which may be discharged by a point source subject to the provisions of this subpart. These limitations are in addition to the limitations set forth in paragraph (a) of this section and shall be calculated using the proportion of the mill's total production

due to use of logs and/or chips which are subject to such operations. Non-continuous dischargers shall not be subject to the maximum day and average of 30 consecutive days limitations, but shall be subject to the annual average effluent limitations:

SUBPART G

[BPT effluent limitations for mechanical pulp facilities where pulp and paper at groundwood chemi-mechanical mills are produced]

Pollutant or pollutant property	Kg/kg (or pounds per 1,000 lb) of product		
	Continuous dischargers		Non-continuous dischargers (annual average)
	Maximum for any 1 day	Average of daily values for 30 consecutive days	
BOD5	0.05	0.05	0.05
TSS	0.25	0.15	0.10
pH	(¹)	(¹)	(¹)

¹ Within the range of 5.0 to 9.0 at all times.

SUBPART G

[BPT effluent limitations for mechanical pulp facilities where pulp and paper at groundwood mills are produced through the application of the thermo-mechanical process]

Pollutant or pollutant property	Kg/kg (or pounds per 1,000 lb) of product		
	Continuous dischargers		Non-continuous dischargers (annual average)
	Maximum for any 1 day	Average of daily values for 30 consecutive days	
BOD5	0.05	0.05	0.05
TSS	0.30	0.15	0.05
pH	(¹)	(¹)	(¹)

¹ Within the range of 5.0 to 9.0 at all times.

SUBPART G

[BPT effluent limitations for mechanical pulp facilities where the integrated production of pulp and coarse paper, molded pulp products, and newsprint at groundwood mills occurs]

Pollutant or pollutant property	Kg/kg (or pounds per 1,000 lb) of product		
	Continuous dischargers		Non-continuous dischargers (annual average)
	Maximum for any 1 day	Average of daily values for 30 consecutive days	
BOD5	0.15	0.05	0.05
TSS	0.20	0.15	0.10
pH	(¹)	(¹)	(¹)

¹ Within the range of 5.0 to 9.0 at all times.

SUBPART G

[BPT effluent limitations for mechanical pulp facilities where the integrated production of pulp and fine paper at groundwood mills occurs]

Pollutant or pollutant property	Kg/kg (or pounds per 1,000 lb) of product		
	Continuous dischargers		Non-continuous dischargers (annual average)
	Maximum for any 1 day	Average of daily values for 30 consecutive days	
BOD5	0.15	0.05	0.05
TSS	0.2	0.15	0.10

Environmental Protection Agency

§ 430.72

SUBPART G—Continued

[BPT effluent limitations for mechanical pulp facilities where the integrated production of pulp and fine paper at groundwood mills occurs]

Pollutant or pollutant property	Kg/kg (or pounds per 1,000 lb) of product		
	Continuous dischargers		Non-continuous dischargers (annual average)
	Maximum for any 1 day	Average of daily values for 30 consecutive days	
pH	(¹)	(¹)	(¹)

¹ Within the range of 5.0 to 9.0 at all times.

(d) The following limitations establish the quantity or quality of pollutants or pollutant properties, controlled by this section, resulting from the use of log flumes or log ponds, which may be discharged by a point source subject to the provisions of this subpart. These limitations are in addition to the limitations set forth in paragraph (a) of

this section and shall be calculated using the proportion of the mill's total production due to use of logs which are subject to such operations. Non-continuous dischargers shall not be subject to the maximum day and average of 30 consecutive days limitations but shall be subject to the annual average effluent limitations:

SUBPART G

[BPT effluent limitations for mechanical pulp facilities where pulp and paper at groundwood chemi-mechanical mills are produced]

Pollutant or pollutant property	Kg/kg (or pounds per 1,000 lb) of product		
	Continuous dischargers		Non-continuous dischargers (annual average)
	Maximum for any 1 day	Average of daily values for 30 consecutive days	
BOD5	0.15	0.05	0.05
TSS	0.55	0.3	0.15
pH	(¹)	(¹)	(¹)

¹ Within the range of 5.0 to 9.0 at all times.

SUBPART G

[BPT effluent limitations for mechanical pulp facilities where pulp and paper at groundwood mills are produced through the application of the thermo-mechanical process]

Pollutant or pollutant property	Kg/kg (or pounds per 1,000 lb) of product		
	Continuous dischargers		Non-continuous dischargers (annual average)
	Maximum for any 1 day	Average of daily values for 30 consecutive days	
BOD5	0.15	0.15	0.05
TSS	0.60	0.35	0.15
pH	(¹)	(¹)	(¹)

¹ Within the range of 5.0 to 9.0 at all times.

SUBPART G

[BPT effluent limitations for mechanical pulp facilities where the integrated production of pulp and coarse paper, molded pulp products, and newsprint at groundwood mills occurs]

Pollutant or pollutant property	Kg/kg (or pounds per 1,000 lb) of product		
	Continuous dischargers		Non-continuous dischargers (annual average)
	Maximum for any 1 day	Average of daily values for 30 consecutive days	
BOD5	0.25	0.1	0.05
TSS	0.45	0.25	0.15
pH	(¹)	(¹)	(¹)

¹ Within the range of 5.0 to 9.0 at all times.

SUBPART G

[BPT effluent limitations for mechanical pulp facilities where the integrated production of pulp and fine paper at groundwood mills occurs]

Pollutant or pollutant property	Kg/kg (or pounds per 1,000 lb) of product		
	Continuous dischargers		Non-continuous dischargers (annual average)
	Maximum for any 1 day	Average of daily values for 30 consecutive days	
BOD5	0.2	0.05	0.05
TSS	0.4	0.25	0.15
pH	(¹)	(¹)	(¹)

¹ Within the range of 5.0 to 9.0 at all times.

(e) For those mills using zinc hydrosulfite as a bleaching agent in the manufacturing process, the following effluent limitations are to be added to the base limitations set forth in paragraph (a) of this section. Permittees not using zinc hydrosulfite as a bleaching agent must certify to the permit

issuing authority that they are not using this bleaching compound. Non-continuous dischargers shall not be subject to the maximum day and average of 30 consecutive days effluent limitations, but shall be subject to annual average effluent limitations:

SUBPART G

[BPT effluent limitations for mechanical pulp facilities where pulp and paper at groundwood chemi-mechanical mills are produced]

Pollutant or pollutant property	Kg/kg (or pounds per 1,000 lb) of product		
	Continuous dischargers		Non-continuous dischargers (annual average)
	Maximum for any 1 day	Average of daily values for 30 consecutive days	
Zinc	0.34	0.17	0.11

Environmental Protection Agency

§ 430.74

SUBPART G

[BPT effluent limitations for mechanical pulp facilities where pulp and paper at groundwood mills are produced through the application of the thermo-mechanical process]

Pollutant or pollutant property	Kg/kg (or pounds per 1,000 lb) of product		
	Continuous dischargers		Non-continuous dischargers (annual average)
	Maximum for any 1 day	Average of daily values for 30 consecutive days	
Zinc	0.26	0.13	0.09

SUBPART G

[BPT effluent limitations for mechanical pulp facilities where the integrated production of pulp and coarse paper, molded pulp products, and newsprint at groundwood mills occurs]

Pollutant or pollutant property	Kg/kg (or pounds per 1,000 lb) of product		
	Continuous dischargers		Non-continuous dischargers (annual average)
	Maximum for any 1 day	Average of daily values for 30 consecutive days	
Zinc	0.30	0.15	0.10

SUBPART G

[BPT effluent limitations for mechanical pulp facilities where the integrated production of pulp and fine paper at groundwood mills occurs]

Pollutant or pollutant property	Kg/kg (or pounds per 1,000 lb) of product		
	Continuous dischargers		Non-continuous dischargers (annual average)
	Maximum for any 1 day	Average of daily values for 30 consecutive days	
Zinc	0.275	0.135	0.090

§ 430.73 Effluent limitations guidelines representing the degree of effluent reduction attainable by the application of the best conventional pollutant control technology (BCT).

(a)(1) The following applies to: mechanical pulp facilities where the integrated production of pulp and coarse paper, molded pulp products, and newsprint at groundwood mills occurs; and mechanical pulp facilities where the integrated production of pulp and fine paper at groundwood mills occurs:

(2) Except as provided in 40 CFR 125.30 through 125.32, any existing point source subject to this subpart shall achieve the following effluent limitations representing the degree of effluent reduction attainable by the appli-

cation of the best conventional pollutant control technology (BCT): The limitations shall be the same as those specified for conventional pollutants (which are defined in 40 CFR 401.16) in § 430.72 of this subpart for the best practicable control technology currently available (BPT).

(b) [Reserved]

§ 430.74 Effluent limitations representing the degree of effluent reduction attainable by the application of the best available technology economically achievable (BAT).

(a) The following applies to mechanical pulp facilities where pulp and

§ 430.74

40 CFR Ch. I (7–1–21 Edition)

paper at groundwood mills are produced through the application of the thermo-mechanical process; mechanical pulp facilities where the integrated production of pulp and coarse paper, molded pulp products, and newsprint at groundwood mills occurs; and mechanical pulp facilities where the integrated production of pulp and fine paper at groundwood mills occurs; except as provided in 40 CFR 125.30 through 125.32, any existing point source subject to this subpart must achieve the following effluent limitations representing the degree of effluent reduction attainable by the application of the best available technology economically achievable (BAT), except that non-continuous dischargers shall not be subject to the maximum day

mass limitations in kg/kkg (lb/1000 lb), but shall be subject to concentration limitations. Concentration limitations are only applicable to non-continuous dischargers. Pentachlorophenol and trichlorophenol limitations are only applicable at facilities where chlorophenolic-containing biocides are used. Permittees not using chlorophenolic-containing biocides must certify to the permit-issuing authority that they are not using these biocides. Zinc limitations are only applicable at facilities where zinc hydrosulfite is used as a bleaching agent. Permittees not using zinc hydrosulfite as a bleaching agent must certify to the permit issuing authority that they are not using this bleaching compound:

SUBPART G

[BAT effluent limitations for mechanical pulp facilities where pulp and paper at groundwood mills are produced through the application of the thermo-mechanical process]

Pollutant or pollutant property	Maximum for any 1 day	
	Kg/kkg (or pounds per 1,000 lb) of product	Milligrams/liter
Pentachlorophenol	0.00097	(0.011)(21.1)/y
Trichlorophenol	0.00088	(0.010)(21.1)/y
Zinc	0.26	(3.0)(21.1)/y

y = wastewater discharged in kgal per ton of product.

SUBPART G

[BAT effluent limitations for mechanical pulp facilities where the integrated production of pulp and coarse paper, molded pulp products, and newsprint at groundwood mills occurs]

Pollutant or pollutant property	Maximum for any 1 day	
	Kg/kkg (or pounds per 1,000 lb) of product	Milligrams/liter
Pentachlorophenol	0.0011	(0.011)(23.8)/y
Trichlorophenol	0.00099	(0.010)(23.8)/y
Zinc	0.30	(3.0)(23.8)/y

y = wastewater discharged in kgal per ton of product.

SUBPART G

[BAT effluent limitations for mechanical pulp facilities where the integrated production of pulp and fine paper at groundwood mills occurs]

Pollutant or pollutant property	Maximum for any 1 day	
	Kg/kkg (or pounds per 1,000 lb) of product	Milligrams/liter
Pentachlorophenol	0.0010	(0.011)(21.9)/y
Trichlorophenol	0.00092	(0.010)(21.9)/y
Zinc	0.27	(3.0)(21.9)/y

y = wastewater discharged in kgal per ton of product.

Environmental Protection Agency

§ 430.75

(b) [Reserved]

§ 430.75 New source performance standards (NSPS).

(a) The following applies to mechanical pulp facilities where pulp and paper at groundwood mills are produced through the application of the thermo-mechanical process; mechanical pulp facilities where the integrated production of pulp and coarse paper, molded pulp products, and newsprint at groundwood mills occurs; and mechanical pulp facilities where the integrated production of pulp and fine paper at groundwood mills occurs: any new source subject to this subpart must achieve the following new source performance standards (NSPS), except that non-continuous dischargers shall not be subject to the maximum day and average of 30 consecutive days ef-

fluent limitations for BOD5 and TSS, but shall be subject to annual average effluent limitations. Also, for non-continuous dischargers, concentration limitations (mg/l) shall apply, where provided. Concentration limitations will only apply to non-continuous dischargers. Pentachlorophenol and trichlorophenol limitations are only applicable at facilities where chlorophenolic-containing biocides are used. Permittees not using chlorophenolic-containing biocides must certify to the permit-issuing authority that they are not using these biocides. Zinc limitations are only applicable at facilities where zinc hydrosulfite is used as a bleaching agent. Permittees not using zinc hydrosulfite as a bleaching agent must certify to the permit issuing authority that they are not using this bleaching compound:

SUBPART G

[NSPS for mechanical pulp facilities where pulp and paper at groundwood mills are produced through the application of the thermo-mechanical process]

Pollutant or pollutant property	Kg/kg (or pounds per 1,000 lb) of product		
	Continuous dischargers		Non-continuous dischargers (annual average)
	Maximum for any 1 day	Average of daily values for 30 consecutive days	
BOD5	4.6	2.5	1.3
TSS	8.7	4.6	2.4
pH	(¹)	(¹)	(¹)

	Maximum for any 1 day	
	Kg/kg (or pounds per 1,000 lb) of product	Milligrams/liter
Pentachlorophenol	0.00097	(0.017)(13.8)/y
Trichlorophenol	0.00088	(0.015)(13.8)/y
Zinc	0.17	(3.0)(13.8)/y

¹ Within the range of 5.0 to 9.0 at all times.

SUBPART G

[NSPS for mechanical pulp facilities where the integrated production of pulp and coarse paper, molded pulp products, and newsprint at groundwood mills occurs]

Pollutant or pollutant property	Kg/kg (or pounds per 1,000 lb) of product		
	Continuous dischargers		Non-continuous dischargers (annual average)
	Maximum for any 1 day	Average of daily values for 30 consecutive days	
BOD5	4.6	2.5	1.3

SUBPART G—Continued

[NSPS for mechanical pulp facilities where the integrated production of pulp and coarse paper, molded pulp products, and newsprint at groundwood mills occurs]

Pollutant or pollutant property	Kg/kg (or pounds per 1,000 lb) of product		
	Continuous dischargers		Non-continuous dischargers (annual average)
	Maximum for any 1 day	Average of daily values for 30 consecutive days	
TSS	7.3	3.8	2.0
pH	(¹)	(¹)	(¹)
	Maximum for any 1 day		
	Kg/kg (or pounds per 1,000 lb) of product	Milligrams/liter	
Pentachlorophenol	0.0011	(0.016)(16.8)/y	
Trichlorophenol	0.00099	(0.014)(16.8)/y	
Zinc	0.21	(3.0)(16.8)/y	
y = wastewater discharged in kgal per ton at all times.			

¹ Within the range of 5.0 to 9.0 at all times.

SUBPART G

[NSPS mechanical pulp facilities where the integrated production of pulp and fine paper at groundwood mills occurs]

Pollutant or pollutant property	Kg/kg (or pounds per 1,000 lb) of product		
	Continuous dischargers		Non-continuous dischargers (annual average)
	Maximum for any 1 day	Average of daily values for 30 consecutive days	
BOD5	3.5	1.9	0.99
TSS	5.8	3.0	1.58
pH	(¹)	(¹)	(¹)
	Maximum for any 1 day		
	Kg/kg (or pounds per 1,000 lb) of product	Milligrams/liter	
Pentachlorophenol	0.0010	(0.016) (15.4)/y	
Trichlorophenol	0.00092	(0.014) (15.4)/y	
Zinc	0.19	(3.0) (15.4)/y	
y = wastewater discharged in kgal per ton at all times.			

¹ Within the range of 5.0 to 9.0 at all times.

(b) [Reserved]

§ 430.76 Pretreatment standards for existing sources (PSES).

(a) The following applies to mechanical pulp facilities where pulp and paper at groundwood mills are produced through the application of the thermo-mechanical process; mechanical pulp facilities where the inte-

grated production of pulp and coarse paper, molded pulp products, and newsprint at groundwood mills occurs; and mechanical pulp facilities where the integrated production of pulp and fine paper at groundwood mills occurs: except as provided in 40 CFR 403.7 and 403.13, any existing source subject to this subpart that introduces pollutants into a publicly owned treatment works

Environmental Protection Agency

§ 430.77

must comply with 40 CFR part 403 and achieve the following pretreatment standards for existing sources (PSES). Pentachlorophenol and trichlorophenol limitations are only applicable at facilities where chlorophenolic-containing biocides are used. Permittees not using chlorophenolic-containing biocides must certify to the permit-issuing authority that they are not

using these biocides. Zinc limitations are only applicable at facilities where zinc hydrosulfite is used as a bleaching agent. Permittees not using zinc hydrosulfite as a bleaching agent must certify to the permit-issuing authority that they are not using this bleaching compound. PSES must be attained on or before July 1, 1984:

SUBPART G

[PSES for mechanical pulp facilities where pulp and paper at groundwood mills are produced through the application of the thermo-mechanical process]

Pollutant or pollutant property	Maximum for any 1 day	
	Milligrams/liter (mg/l)	Kg/kg (or pounds per 1,000 lb) of product ^a
Pentachlorophenol	(0.011) (21.1)/y	0.00097
Trichlorophenol	(0.010) (21.1)/y	0.00088
Zinc	(3.0) (21.1)/y	0.26
y = wastewater discharged in kgal per ton of product.		

^aThe following equivalent mass limitations are provided as guidance in cases when POTWs find it necessary to impose mass effluent limitations.

SUBPART G

[PSES for mechanical pulp facilities where the integrated production of pulp and coarse paper, molded pulp products, and newsprint at groundwood mills occurs]

Pollutant or pollutant property	Maximum for any 1 day	
	Milligrams/liter (mg/l)	Kg/kg (or pounds per 1,000 lb) of product ^a
Pentachlorophenol	(0.011) (23.8)/y	0.0011
Trichlorophenol	(0.010) (23.8)/y	0.00099
Zinc	(3.0) (23.8)/y	0.30
y = wastewater discharged in kgal per ton of product.		

^aThe following equivalent mass limitations are provided as guidance in cases when POTWs find it necessary to impose mass effluent limitations.

SUBPART G

[PSNS for mechanical pulp facilities where the integrated production of pulp and fine paper at groundwood mills occurs]

Pollutant or pollutant property	Maximum for any 1 day	
	Milligrams/liter (mg/l)	Kg/kg (or pounds per 1,000 lb) of product ^a
Pentachlorophenol	(0.011)(21.9)/y	0.0010
Trichlorophenol	(0.010)(21.9)/y	0.00092
Zinc	(3.0)(21.9)/y	0.27
y = wastewater discharged in kgal per ton of product.		

^aThe following equivalent mass limitations are provided as guidance in cases when POTWs find it necessary to impose mass effluent limitations.

(b) [Reserved]

§ 430.77 Pretreatment standards for new sources (PSNS).

(a) The following applies to mechanical pulp facilities where pulp and

§ 430.77

40 CFR Ch. I (7–1–21 Edition)

paper at groundwood mills are produced through the application of the thermo-mechanical process; mechanical pulp facilities where the integrated production of pulp and coarse paper, molded pulp products, and newsprint at groundwood mills occurs; and mechanical pulp facilities where the integrated production of pulp and fine paper at groundwood mills occurs; except as provided in 40 CFR 403.7, any new source subject to this subpart that introduces pollutants into a publicly owned treatment works must comply with 40 CFR part 403 and achieve the following pretreatment standards for

new sources (PSNS). Pentachlorophenol and trichlorophenol limitations are only applicable at facilities where chlorophenolic-containing biocides are used. Permittees not using chlorophenolic-containing biocides must certify to the permit-issuing authority that they are not using these biocides. Zinc limitations are only applicable at facilities where zinc hydrosulfite is used as a bleaching agent. Permittees not using zinc hydrosulfite as a bleaching agent must certify to the permit issuing authority that they are not using this bleaching compound:

SUBPART G

[PSNS for mechanical pulp facilities where pulp and paper at groundwood mills are produced through the application of the thermo-mechanical process]

Pollutant or pollutant property	Maximum for any 1 day	
	Milligrams/liter (mg/l)	Kg/kg (or pounds per 1,000 lb) of product ^a
Pentachlorophenol	(0.017)(13.8)/y	0.00097
Trichlorophenol	(0.015)(13.8)/y	0.00088
Zinc	(3.0)(13.8)/y	0.17
y = wastewater discharged in kgal per ton of product.		

^a The following equivalent mass limitations are provided as guidance in cases when POTWs find it necessary to impose mass effluent limitations.

SUBPART G

[PSNS for mechanical pulp facilities where the integrated production of pulp and coarse paper, molded pulp products, and newsprint at groundwood mills occurs]

Pollutant or pollutant property	Maximum for any 1 day	
	Milligrams/liter (mg/l)	Kg/kg (or pounds per 1,000 lb) of product ^a
Pentachlorophenol	(0.016)(16.8)/y	0.0011
Trichlorophenol	(0.014)(16.8)/y	0.00099
Zinc	(3.0)(16.8)/y	0.21
y = wastewater discharged in kgal per ton of product.		

^a The following equivalent mass limitations are provided as guidance in cases when POTWs find it necessary to impose mass effluent limitations.

SUBPART G

[PSNS for mechanical pulp facilities where the integrated production of pulp and fine paper at groundwood mills occurs]

Pollutant or pollutant property	Maximum for any 1 day	
	Milligrams/liter (mg/l)	Kg/kg (or pounds per 1,000 lb) of product ^a
Pentachlorophenol	(0.016)(15.4)/y	0.0010
Trichlorophenol	(0.014)(15.4)/y	0.00092
Zinc	(3.0)(15.4)/y	0.19
y = wastewater discharged in kgal per ton of product.		

^a The following equivalent mass limitations are provided as guidance in cases when POTWs find it necessary to impose mass effluent limitations.

Environmental Protection Agency

§ 430.92

(b) [Reserved]

Subpart H—Non-Wood Chemical Pulp Subcategory

§ 430.80 Applicability; description of the non-wood chemical pulp subcategory.

The provisions of this subpart are applicable to discharges resulting from the production of pulp and paper at non-wood chemical pulp mills. This subcategory includes, but is not limited to, mills producing non-wood pulps from chemical pulping processes such as kraft, sulfite, or soda.

§ 430.81 Specialized definitions.

The general definitions, abbreviations, and methods of analysis set forth in 40 CFR 401 and § 430.01 of this part shall apply to this subpart.

§ 430.82 Effluent limitations representing the degree of effluent reduction attainable by the application of best practicable control technology currently available (BPT). [Reserved]

§ 430.83 Effluent limitations representing the degree of effluent reduction attainable by the application of best conventional pollutant control technology (BCT). [Reserved]

§ 430.84 Effluent limitations representing the degree of effluent reduction attainable by the application of best available technology economically achievable (BAT). [Reserved]

§ 430.85 New source performance standards (NSPS). [Reserved]

§ 430.86 Pretreatment standards for existing sources (PSES). [Reserved]

§ 430.87 Pretreatment standards for new sources (PSNS). [Reserved]

Subpart I—Secondary Fiber Deink Subcategory

§ 430.90 Applicability; description of the secondary fiber deink subcategory.

The provisions of this subpart are applicable to discharges resulting from

the integrated production of pulp and paper at deink mills.

§ 430.91 Specialized definitions.

For the purpose of this subpart, the general definitions, abbreviations, and methods of analysis set forth in 40 CFR part 401 and § 430.01 of this part shall apply to this subpart.

§ 430.92 Effluent limitations representing the degree of effluent reduction attainable by the application of the best practicable control technology currently available (BPT).

Except as provided in 40 CFR 125.30 through 125.32, any existing point source subject to this subpart must achieve the following effluent limitations representing the degree of effluent reduction attainable by the application of the best practicable control technology currently available (BPT), except that non-continuous dischargers shall not be subject to the maximum day and average of 30 consecutive days limitations but shall be subject to annual average effluent limitations:

SUBPART I
[BPT effluent limitations]

Pollutant or pollutant property	Kg/kg (or pounds per 1,000 lb) of product		
	Continuous dischargers		Non-continuous dischargers (annual average)
	Maximum for any 1 day	Average of daily values for 30 consecutive days	
BOD5	18.1	9.4	5.3
TSS	24.05	12.95	7.12
pH	(¹)	(¹)	(¹)

¹ Within the range of 5.0 to 9.0 at all times.

§ 430.93 Effluent limitations guidelines representing the degree of effluent reduction attainable by the application of the best conventional pollutant control technology (BCT).

Except as provided in 40 CFR 125.30 through 125.32, any existing point source subject to this subpart shall achieve the following effluent limitations representing the degree of effluent reduction attainable by the application of the best conventional pollutant control technology (BCT): The limitations shall be the same as those specified for conventional pollutants (which are defined in 40 CFR 401.16) in § 430.92 of this subpart for the best practicable control technology currently available (BPT).

§ 430.94 Effluent limitations representing the degree of effluent reduction attainable by the application of the best available technology economically achievable (BAT).

Except as provided in 40 CFR 125.30 through 125.32, any existing point source subject to this subpart where chlorophenolic-containing biocides are used must achieve the following effluent limitations representing the degree of effluent reduction attainable by the application of the best available technology economically achievable (BAT). Non-continuous dischargers shall not be subject to the maximum day mass limitations in kg/kg (lb/1000 lb) but shall be subject to concentration limitations. Concentration limitations are only applicable to non-continuous dischargers. Permittees not using chlorophenolic-containing biocides must certify to the permit-issuing authority that they are not using these biocides:

SUBPART I
[Facilities where fine or tissue paper is produced]

Pollutant or pollutant property	BAT effluent limitations	
	Maximum for any 1 day	
	Kg/kg (or pounds per 1,000 lb) of product	Milligrams/liter
Pentachlorophenol	0.0030	(0.029)(24.4)/y
Trichlorophenol	0.0069	(0.068)(24.4)/y

y = wastewater discharged in kgal per ton of product.

Environmental Protection Agency

§ 430.95

SUBPART I

[Facilities where newsprint is produced]

Pollutant or pollutant property	BAT effluent limitations	
	Maximum for any 1 day	
	Kg/kg (or pounds per 1,000 lb) of product	Milligrams/liter
Pentachlorophenol	0.0030	(0.029)(24.4)/y
Trichlorophenol	0.0010	(0.010)(24.4)/y
y = wastewater discharged in kgal per ton of product.		

§ 430.95 New source performance standards (NSPS).

Any new source subject to this subpart must achieve the following new source performance standards (NSPS), except that non-continuous dischargers shall not be subject to the maximum day and average of 30 consecutive days effluent limitations for BOD5 and TSS, but shall be subject to annual average effluent limitations. Also, for non-continuous dischargers, concentration lim-

itations (mg/l) shall apply, where provided. Concentration limitations will only apply to non-continuous dischargers. Only facilities where chlorophenolic-containing biocides are used shall be subject to pentachlorophenol and trichlorophenol limitations. Permittees not using chlorophenolic-containing biocides must certify to the permit-issuing authority that they are not using these biocides:

SUBPART I

[Facilities where fine paper is produced]
[NSPS]

Pollutant or pollutant property	Kg/kg (or pounds per 1,000 lb) of product		
	Continuous dischargers		Non-continuous dischargers (annual average)
	Maximum for any 1 day	Average of daily values for 30 consecutive days	
BOD5	5.7	3.1	1.6
TSS	8.7	4.6	2.4
pH	(¹)	(¹)	(¹)
	Maximum for any 1 day		
	Kg/kg (or pounds per 1,000 lb) of product	Milligrams/liter	
Pentachlorophenol	0.0030	(0.045)(15.9)/y	
Trichlorophenol	0.0069	(0.104)(15.9)/y	
y = wastewater discharged in kgal per ton at all times.			

¹ Within the range of 5.0 to 9.0 at all times.

SUBPART I

[Facilities where tissue paper is produced]
[NSPS]

Pollutant or pollutant property	Kg/kkg (or pounds per 1,000 lb) of product		
	Continuous dischargers		Non-contin- uous dis- chargers (annual average)
	Maximum for any 1 day	Average of daily values for 30 con- secutive days	
BOD5	9.6	5.2	2.72
TSS	13.1	6.8	3.58
pH	(¹)	(¹)	(¹)
	Maximum for any 1 day		
	Kg/kkg (or pounds per 1,000 lb) of product	Milligrams/liter	
Pentachlorophenol	0.0030	(0.036)(19.5)/y	
Trichlorophenol	0.0069	(0.085)(19.5)/y	
y = wastewater discharged in kgal per ton at all times.			

¹ Within the range of 5.0 to 9.0 at all times.

SUBPART I

[Facilities where newsprint is produced]
[NSPS]

Pollutant or pollutant property	Kg/kkg (or pounds per 1,000 lb) of product		
	Continuous dischargers		Non-continuous dischargers (annual average)
	Maximum for any 1 day	Average of daily values for 30 consecutive days	
BOD5	6.0	3.2	1.7
TSS	12.0	6.3	3.3
pH	(¹)	(¹)	(¹)
	Maximum for any 1 day		
	Kg/kkg (or pounds per 1,000 lb) of product	Milligrams/liter	
Pentachlorophenol	0.0030	(0.044)(16.2)/y	
Trichlorophenol	0.0010	(0.015)(16.2)/y	
y = wastewater discharged in kgal per ton at all times.			

¹ Within the range of 5.0 to 9.0 at all times.

§ 430.96 Pretreatment standards for existing sources (PSES).

(a) Except as provided in 40 CFR 403.7 and 403.13, any existing source subject to this subpart that introduces pollutants into a publicly owned treatment works must comply with 40 CFR part 403 and achieve the following pretreatment standards for existing

sources (PSES) if it uses chlorophenolic-containing biocides. Permittees not using chlorophenolic-containing biocides must certify to the permit-issuing authority that they are not using these biocides. PSES must be attained on or before July 1, 1984:

Environmental Protection Agency

§ 430.97

SUBPART I

[Facilities where fine or tissue paper is produced]

Pollutant or pollutant property	PSES	
	Maximum for any 1 day	
	Milligrams/liter (mg/l)	Kg/kg (or pounds per 1,000 lb) of product ^a
Pentachlorophenol	(0.032)(24.4)/y	0.0033
Trichlorophenol	(0.082)(24.4)/y	0.0084
y = wastewater discharged in kgal per ton of product.		

^a The following equivalent mass limitations are provided as guidance in cases when POTWs find it necessary to impose mass equivalent limitations.

SUBPART I

[Facilities where newsprint is produced]

Pollutant or pollutant property	PSES	
	Maximum for any 1 day	
	Milligrams/liter (mg/l)	Kg/kg (or pounds per 1,000 lb) of product ^a
Pentachlorophenol	(0.032)(24.4)/y	0.0033
Trichlorophenol	(0.010)(24.4)/y	0.0010
y = wastewater discharged in kgal per ton of product.		

^a The following equivalent mass limitations are provided as guidance in cases when POTWs find it necessary to impose mass equivalent limitations.

§ 430.97 Pretreatment standards for new sources (PSNS).

(a) Except as provided in 40 CFR 403.7, any new source subject to this subpart that introduces pollutants into a publicly owned treatment works must comply with 40 CFR part 403 and

achieve the following pretreatment standards for new sources (PSNS) if it uses chlorophenolic-containing biocides. Permittees not using chlorophenolic-containing biocides must certify to the permit-issuing authority that they are not using these biocides:

SUBPART I

[Facilities where fine paper is produced]

Pollutant or pollutant property	PSNS	
	Maximum for any 1 day	
	Milligrams/liter (mg/l)	Kg/kg (or pounds per 1,000 lb) of product ^a
Pentachlorophenol	(0.049)(15.9)/y	0.0033
Trichlorophenol	(0.126)(15.9)/y	0.0084
y = wastewater discharged in kgal per ton of product.		

^a The following equivalent mass limitations are provided as guidance in cases when POTWs find it necessary to impose mass equivalent limitations.

SUBPART I

[Facilities where tissue paper is produced]

Pollutant or pollutant property	PSNS	
	Maximum for any 1 day	
	Milligrams/liter (mg/l)	Kg/kg (or pounds per 1,000 lb) of product ^a
Pentachlorophenol	(0.040)(19.5)/y	0.0033
Trichlorophenol	(0.103)(19.5)/y	0.0084
y = wastewater discharged in kgal per ton of product.		

^a The following equivalent mass limitations are provided as guidance in cases when POTWs find it necessary to impose mass equivalent limitations.

SUBPART I

[Facilities where newsprint is produced]

Pollutant or pollutant property	PSNS	
	Maximum for any 1 day	
	Milligrams/liter (mg/l)	Kg/kg (or pounds per 1,000 lb) of product ^a
Pentachlorophenol	(0.048)(16.2)/y	0.0033
Trichlorophenol	(0.015)(16.2)/y	0.0010
y = wastewater discharged in kgal per ton of product.		

^a The following equivalent mass limitations are provided as guidance in cases when POTWs find it necessary to impose mass equivalent limitations.

Subpart J—Secondary Fiber Non-Deink Subcategory

§ 430.100 Applicability; description of the secondary fiber non-deink subcategory.

The provisions of this subpart are applicable to discharges resulting from the production of: Paperboard from wastepaper; tissue paper from wastepaper without deinking at secondary fiber mills; molded products from wastepaper without deinking at secondary fiber mills; and builders' paper and roofing felt from wastepaper.

§ 430.101 Specialized definitions.

For the purpose of this subpart:

(a) Except as provided below, the general definitions, abbreviations, and methods of analysis set forth in 40 CFR part 401 and § 430.01 of this part shall apply to this subpart.

(b) Noncorrugating medium furnish subdivision mills are mills where recycled corrugating medium is not used in the production of paperboard.

(c) Corrugating medium furnish subdivision mills are mills where only recycled corrugating medium is used in the production of paperboard.

§ 430.102 Effluent limitations representing the degree of effluent reduction attainable by the application of the best practicable control technology currently available (BPT).

(a) Except as provided in 40 CFR 125.30 through 125.32, any existing point source subject to this subpart must achieve the following effluent limitations representing the degree of effluent reduction attainable by the application of the best practicable control technology currently available (BPT):

Environmental Protection Agency

§ 430.102

SUBPART J

[BPT effluent limitations for secondary fiber non-deink facilities where paperboard from wastepaper is produced—noncorrugating medium finish subdivision]

Pollutant or pollutant property	Kg/kg (or pounds per 1,000 lb) of product	
	Maximum for any 1 day	Average of daily values for 30 consecutive days
BOD5	3.0	1.5
TSS	5.0	2.5
pH	(¹)	(¹)

¹ Within the range of 6.0 to 9.0 at all times.

SUBPART J

[BPT effluent limitations for secondary fiber non-deink facilities where paperboard from wastepaper is produced—corrugating medium finish subdivision]

Pollutant or pollutant property	Kg/kg (or pounds per 1,000 lb) of product	
	Maximum for any 1 day	Average of daily values for 30 consecutive days
BOD5	5.7	2.8
TSS	9.2	4.6
pH	(¹)	(¹)

¹ Within the range of 6.0 to 9.0 at all times.

SUBPART J

[BPT effluent limitations for secondary fiber non-deink facilities where builders' paper and roofing felt from wastepaper are produced]

Pollutant or pollutant property	Kg/kg (or pounds per 1,000 lb) of product	
	Maximum for any 1 day	Average of daily values for 30 consecutive days
BOD5	5.0	3.0
TSS	5.0	3.0
pH	(¹)	(¹)
Settleable Solids	(²)	(²)

¹ Within the range of 6.0 to 9.0 at all times.

² Not to exceed 0.2 ml/l.

(b) Except as provided in 40 CFR 125.30 through 125.32, any existing point source subject to this subpart must achieve the following effluent limitations representing the degree of effluent reduction attainable by the application of the best practicable control

technology currently available (BPT), except that non-continuous dischargers shall not be subject to the maximum day and average of 30 consecutive days limitations but shall be subject to annual average effluent limitations:

SUBPART J

[BPT effluent limitations for secondary fiber non-deink facilities where tissue from wastepaper is produced without deinking]

Pollutant or pollutant property	Kg/kg (or pounds per 1,000 lb) of product		
	Continuous dischargers		Non-continuous dischargers (annual average days)
	Maximum for any 1 day	Average of daily values for 30 consecutive days	
BOD5	13.7	7.1	4.0
TSS	17.05	9.2	5.1
pH	(¹)	(¹)	(¹)

¹ Within the range of 5.0 to 9.0 at all times.

SUBPART J

[BPT effluent limitations for secondary fiber non-deink facilities where molded products from wastepaper are produced without deinking]

Pollutant or pollutant property	Kg/kg (or pounds per 1,000 lb) of product		
	Continuous dischargers		Non-continuous dischargers (annual average days)
	Maximum for any 1 day	Average of daily values for 30 consecutive days	
BOD5	4.4	2.3	1.3
TSS	10.8	5.8	3.2
pH	(¹)	(¹)	(¹)

¹ Within the range of 5.0 to 9.0 at all times.

§ 430.103 Effluent limitations guidelines representing the degree of effluent reduction attainable by the application of the best conventional pollutant control technology (BCT).

(a) Except as provided in 40 CFR 125.30 through 125.32, any existing point source subject to this subpart shall achieve the following effluent limitations representing the degree of effluent reduction attainable by the application of the best conventional pollutant control technology (BCT): The limitations shall be the same as those specified for conventional pollutants (which are defined in 40 CFR 401.16) in § 430.102 of this subpart for the best practicable control technology currently available (BPT).

(b) For secondary fiber non-deink facilities where paperboard from wastepaper is produced, non-continuous dischargers shall not be subject to the maximum day and average-of-30-consecutive-days limitations, but shall be subject to annual average effluent limitations determined by dividing the average-of-30-consecutive-days limita-

tions for BOD5 and TSS by 1.77 and 2.18.

(c) For secondary fiber non-deink facilities where builders' paper and roofing felt from wastepaper are produced, non-continuous dischargers shall not be subject to the maximum day and average-of-30-consecutive-days limitations, but shall be subject to annual average effluent limitations determined by dividing the average-of-30-consecutive-days limitations for BOD5 and TSS by 1.90 and 1.90.

§ 430.104 Effluent limitations representing the degree of effluent reduction attainable by the application of the best available technology economically achievable (BAT).

Except as provided in 40 CFR 125.30 through 125.32, any existing point source subject to this subpart where chlorophenolic-containing biocides are used must achieve the following effluent limitations representing the degree of effluent reduction attainable by the

Environmental Protection Agency

§ 430.104

application of the best available technology economically achievable (BAT). Non-continuous dischargers shall not be subject to the maximum day mass limitations in kg/kkg (lb/1000 lb) but shall be subject to concentration limitations. Concentration limitations are

only applicable to non-continuous dischargers. Permittees not using chlorophenolic-containing biocides must certify to the permit-issuing authority that they are not using these biocides:

SUBPART J

[BAT effluent limitations for secondary fiber non-deink facilities where paperboard from wastepaper is produced]

Pollutant or pollutant property	Maximum for any 1 day	
	Kg/kkg (or pounds per 1,000 lb) of product	Milligrams/liter
Pentachlorophenol	0.00087	(0.029)(7.2)/y
Trichlorophenol	0.00030	(0.010)(7.2)/y
y = wastewater discharged in kgal per ton of product.		

SUBPART J

[BAT effluent limitations for secondary fiber non-deink facilities where builders' paper and roofing felt from wastepaper are produced]

Pollutant or pollutant property	Maximum for any 1 day	
	Kg/kkg (or pounds per 1,000 lb) of product	Milligrams/liter
Pentachlorophenol	0.0017	(0.029)(14.4)/y
Trichlorophenol	0.00060	(0.010)(14.4)/y
y = wastewater discharged in kgal per ton of product.		

SUBPART J

[BAT effluent limitations for secondary fiber non-deink facilities where tissue from wastepaper is produced without deinking]

Pollutant or pollutant property	Maximum for any 1 day	
	Kg/kkg (or pounds per 1,000 lb) of product	Milligrams/liter
Pentachlorophenol	0.0030	(0.029)(25.2)/y
Trichlorophenol	0.0011	(0.010)(25.2)/y
y = wastewater discharged in kgal per ton of product.		

SUBPART J

[BAT effluent limitations for secondary fiber non-deink facilities where molded products from wastepaper are produced without deinking]

Pollutant or pollutant property	Maximum for any 1 day	
	Kg/kkg (or pounds per 1,000 lb) of product	Milligrams/liter
Pentachlorophenol	0.0026	(0.029)(21.1)/y
Trichlorophenol	0.00088	(0.010)(21.1)/y
y = wastewater discharged in kgal per ton of product.		

§ 430.105

40 CFR Ch. I (7–1–21 Edition)

§ 430.105 New source performance standards (NSPS).

Any new source subject to this subpart must achieve the following new source performance standards (NSPS), except that non-continuous dischargers shall not be subject to the maximum day and average of 30 consecutive days effluent limitations for BOD5 and TSS, but shall be subject to annual average effluent limitations. Also, for non-continuous dischargers, concentration lim-

itations (mg/l) shall apply, where provided. Concentration limitations will only apply to non-continuous dischargers. Only facilities where chlorophenolic-containing biocides are used shall be subject to pentachlorophenol and trichlorophenol limitations. Permittees not using chlorophenolic-containing biocides must certify to the permit-issuing authority that they are not using these biocides:

SUBPART J

[NSPS for secondary fiber non-deink facilities where paperboard from wastepaper is produced—noncorrugating medium furnish subdivision]

Pollutant or pollutant property	Kg/kg (or pounds per 1,000 lb) of product		
	Continuous dischargers		Non-continuous dischargers (annual average)
	Maximum for any 1 day	Average of daily values for 30 consecutive days	
BOD5	2.6	1.4	0.73
TSS	3.5	1.8	0.95
pH	(¹)	(¹)	(¹)
	Maximum for any 1 day		
	Kg/kg (or pounds per 1,000 lb) of product	Milligrams/liter	
Pentachlorophenol	0.00087	(0.065)(3.2)/y	
Trichlorophenol	0.00030	(0.023)(3.2)/y	

y = wastewater discharged in kgal per ton at all times.

¹ Within the range of 5.0 to 9.0 at all times.

SUBPART J

[NSPS for secondary fiber non-deink facilities where paperboard from wastepaper is produced—corrugating medium finish subdivision]

Pollutant or pollutant property	Kg/kg (or pounds per 1,000 lb) of product		
	Continuous dischargers		Non-continuous dischargers (annual average)
	Maximum for any 1 day	Average of daily values for 30 consecutive days	
BOD5	3.9	2.1	1.1
TSS	4.4	2.3	1.2
pH	(¹)	(¹)	(¹)
	Maximum for any 1 day		
	Kg/kg (or pounds per 1,000 lb) of product	Milligrams/liter	
Pentachlorophenol	0.00087	(0.065)(3.2)/y	
Trichlorophenol	0.00030	(0.023)(3.2)/y	

Environmental Protection Agency

§ 430.105

	Maximum for any 1 day	
	Kg/kg (or pounds per 1,000 lb) of product	Milligrams/liter
y = wastewater discharged in kgal per ton at all times.		

¹ Within the range of 5.0 to 9.0 at all times.

SUBPART J

[NSPS for secondary fiber non-deink facilities where builders' paper and roofing felt from wastepaper are produced]

Pollutant or pollutant property	Kg/kg (or pounds per 1,000 lb) of product		
	Continuous dischargers		Non-continuous dischargers (annual average)
	Maximum for any 1 day	Average of daily values for 30 consecutive days	
BOD5	1.7	0.94	0.49
TSS	2.7	1.40	0.74
pH	(¹)	(¹)	(¹)

	Maximum for any 1 day	
	Kg/kg (or pounds per 1,000 lb) of product	Milligrams/liter
Pentachlorophenol	0.0017	(0.155)(2.7)/y
Trichlorophenol	0.00060	(0.053)(2.7)/y
y = wastewater discharged in kgal per ton at all times.		

¹ Within the range of 5.0 to 9.0 at all times.

SUBPART J

[NSPS for secondary fiber non-deink facilities where tissue from wastepaper is produced without deinking]

Pollutant or pollutant property	Kg/kg (or pounds per 1,000 lb) of product		
	Continuous dischargers		Non-continuous dischargers (annual average)
	Maximum for any 1 day	Average of daily values for 30 consecutive days	
BOD5	4.6	2.5	1.3
TSS	10.2	5.3	2.8
pH	(¹)	(¹)	(¹)

	Maximum for any 1 day	
	Kg/kg (or pounds per 1,000 lb) of product	Milligrams/liter
Pentachlorophenol	0.0030	(0.045)(16.3)/y
Trichlorophenol	0.0011	(0.015)(16.3)/y
y = wastewater discharged in kgal per ton at all times.		

¹ Within the range of 5.0 to 9.0 at all times.

§ 430.106

40 CFR Ch. I (7–1–21 Edition)

SUBPART J

[NSPS for secondary fiber non-deink facilities where molded products from wastepaper are produced without deinking]

Pollutant or pollutant property	Kg/kg (or pounds per 1,000 lb) of product		
	Continuous dischargers		Non-continuous dischargers (annual average)
	Maximum for any 1 day	Average of daily values for 30 consecutive days	
BOD5	2.1	1.1	0.58
TSS	4.4	2.3	1.21
pH	(¹)	(¹)	(¹)

Pollutant or pollutant property	Maximum for any 1 day	
	Kg/kg (or pounds per 1,000 lb) of product	Milligrams/liter
Pentachlorophenol	0.0026	(0.107)(5.7)/y
Trichlorophenol	0.00088	(0.037)(5.7)/y

¹ Within the range of 5.0 to 9.0 at all times.

§ 430.106 Pretreatment standards for existing sources (PSES).

Except as provided in 40 CFR 403.7 and 403.13, any existing source subject to this subpart that introduces pollutants into a publicly owned treatment works must: Comply with 40 CFR part 403; and achieve the following

pretreatment standards for existing sources (PSES) if it uses chlorophenolic-containing biocides. Permittees not using chlorophenolic-containing biocides must certify to the permit-issuing authority that they are not using these biocides. PSES must be attained on or before July 1, 1984:

SUBPART J

[PSES for secondary fiber non-deink facilities where paperboard from wastepaper is produced]

Pollutant or pollutant property	Maximum for any 1 day	
	Milligrams/liter (mg/l)	Kg/kg (or pounds per 1,000 lb) of product ^a
Pentachlorophenol	(0.032)(7.2)/y	0.00096
Trichlorophenol	(0.010)(7.2)/y	0.00030

^a The following equivalent mass limitations are provided as guidance in cases when POTWs find it necessary to impose mass effluent limitations.

SUBPART J

[PSES for secondary fiber non-deink facilities where builders' paper and roofing felt from wastepaper are produced]

Pollutant or pollutant property	Maximum for any 1 day	
	Milligrams/liter (mg/l)	Kg/kg (or pounds per 1,000 lb) of product ^a
Pentachlorophenol	(0.032)(14.4)y	0.0019
Trichlorophenol	(0.010)(14.4)y	0.00060

^a The following equivalent mass limitations are provided as guidance in cases when POTWs find it necessary to impose mass effluent limitations.

Environmental Protection Agency

§ 430.107

SUBPART J

[PSES for secondary fiber non-deink facilities where tissue from wastepaper is produced without deinking]

Pollutant or pollutant property	Maximum for any 1 day	
	Milligrams/liter (mg/l)	Kg/kg (or pounds per 1,000 lb) of product ^a
Pentachlorophenol	(0.032)(25.2)y	0.0034
Trichlorophenol	(0.010)(25.2)y	0.0011
y = wastewater discharged in kgal per ton of product.		

^aThe following equivalent mass limitations are provided as guidance in cases when POTWs find it necessary to impose mass effluent limitations.

SUBPART J

[PSES for secondary fiber non-deink facilities where molded products from wastepaper are produced without deinking]

Pollutant or pollutant property	Maximum for any 1 day	
	Milligrams/liter (mg/l)	Kg/kg (or pounds per 1,000 lb) of product ^a
Pentachlorophenol	(0.032)(21.1)y	0.0028
Trichlorophenol	(0.010)(21.1)y	0.00088
y = wastewater discharged in kgal per ton of product.		

^aThe following equivalent mass limitations are provided as guidance in cases when POTWs find it necessary to impose mass effluent limitations.

§ 430.107 Pretreatment standards for new sources (PSNS).

Except as provided in 40 CFR 403.7, any new source subject to this subpart that introduces pollutants into a publicly owned treatment works must: Comply with 40 CFR part 403; and

achieve the following pretreatment standards for new sources (PSNS) if it uses chlorophenolic-containing biocides. Permittees not using chlorophenolic-containing biocides must certify to the permit-issuing authority that they are not using these biocides:

SUBPART J

[PSNS for secondary fiber non-deink facilities where paperboard from wastepaper is produced]

Pollutant or pollutant property	Maximum for any 1 day	
	Milligrams/liter (mg/l)	Kg/kg (or pounds per 1,000 lb) of product ^a
Pentachlorophenol	(0.072)(3.2)y	0.00096
Trichlorophenol	(0.023)(3.2)y	0.00030
y = wastewater discharged in kgal per ton of product.		

^aThe following equivalent mass limitations are provided as guidance in cases when POTWs find it necessary to impose mass effluent limitations.

SUBPART J

[PSNS for secondary fiber non-deink facilities where builders' paper and roofing felt from wastepaper are produced]

Pollutant or pollutant property	Maximum for any 1 day	
	Milligrams/liter (mg/l)	Kg/kg (or pounds per 1,000 lb) of product ^a
Pentachlorophenol	(0.171)(2.7)y	0.0019
Trichlorophenol	(0.053)(2.7)y	0.00060

SUBPART J—Continued

[PSNS for secondary fiber non-deink facilities where builders' paper and roofing felt from wastepaper are produced]

Pollutant or pollutant property	Maximum for any 1 day	
	Milligrams/liter (mg/l)	Kg/kg (or pounds per 1,000 lb) of product ^a
y = wastewater discharged in kgal per ton of product.		

^a The following equivalent mass limitations are provided as guidance in cases when POTWs find it necessary to impose mass effluent limitations.

SUBPART J

[PSNS for secondary fiber non-deink facilities where tissue from wastepaper is produced without deinking]

Pollutant or pollutant property	Maximum for any 1 day	
	Milligrams/liter (mg/l)	Kg/kg (or pounds per 1,000 lb) of product ^a
Pentachlorophenol	(0.049)(16.3)/y	0.0034
Trichlorophenol	(0.015)(16.3)/y	0.0011
y = wastewater discharged in kgal per ton of product.		

^a The following equivalent mass limitations are provided as guidance in cases when POTWs find it necessary to impose mass effluent limitations.

SUBPART J

[PSNS for secondary fiber non-deink facilities where molded products from wastepaper are produced without deinking]

Pollutant or pollutant property	Maximum for any 1 day	
	Milligrams/liter (mg/l)	Kg/kg (or pounds per 1,000 lb) of product ^a
Pentachlorophenol	(0.118)(5.7)/y	0.0028
Trichlorophenol	(0.037)(5.7)/y	0.00088
y = wastewater discharged in kgal per ton of product.		

^a The following equivalent mass limitations are provided as guidance in cases when POTWs find it necessary to impose mass effluent limitations.

Subpart K—Fine and Lightweight Papers from Purchased Pulp Subcategory

§ 430.110 Applicability; description of the fine and lightweight papers from purchased pulp subcategory.

The provisions of this subpart are applicable to discharges resulting from the production of: fine paper at non-integrated mills; and lightweight paper at nonintegrated mills.

§ 430.111 Specialized definitions.

For the purpose of this subpart:

(a) Except as provided in paragraphs (b) and (c) of this section, the general definitions, abbreviations, and methods of analysis set forth in 40 CFR part 401 and § 430.01 of this part shall apply to this subpart.

(b) Cotton fiber furnish subdivision mills are those mills where significant quantities of cotton fibers (equal to or greater than 4 percent of the total product) are used in the production of fine papers.

(c) Wood fiber furnish subdivision mills are those mills where cotton fibers are not used in the production of fine papers.

§ 430.112 Effluent limitations representing the degree of effluent reduction attainable by the application of the best practicable control technology currently available (BPT).

Except as provided in 40 CFR 125.30 through 125.32, any existing point source subject to this subpart must

Environmental Protection Agency

§ 430.112

achieve the following effluent limitations representing the degree of effluent reduction attainable by the application of the best practicable control technology currently available (BPT),

except that non-continuous dischargers shall not be subject to the maximum day and average of 30 consecutive days limitations but shall be subject to annual average effluent limitations:

SUBPART K

[BPT effluent limitations for non-integrated mills where fine paper is produced from purchased pulp—wood fiber furnish subdivision]

Pollutant or pollutant property	Kg/kg (or pounds per 1,000 lb) of product		
	Continuous dischargers		Non-continuous dischargers (annual average)
	Maximum for any 1 day	Average of daily values for 30 consecutive days	
BOD5	8.2	4.25	2.4
TSS	11.0	5.9	3.2
pH	(¹)	(¹)	(¹)

¹ Within the range of 5.0 to 9.0 at all times.

SUBPART K

[BPT effluent limitations for non-integrated mills where fine paper is produced from purchased pulp—cotton fiber furnish subdivision]

Pollutant or pollutant property	Kg/kg (or pounds per 1,000 lb) of product		
	Continuous dischargers		Non-continuous dischargers (annual average)
	Maximum for any 1 day	Average of daily values for 30 consecutive days	
BOD5	17.4	9.1	5.1
TSS	24.3	13.1	7.2
pH	(¹)	(¹)	(¹)

¹ Within the range of 5.0 to 9.0 at all times.

SUBPART K

[BPT effluent limitations for non-integrated mills where lightweight papers are produced from purchased pulp]

Pollutant or pollutant property	Kg/kg (or pounds per 1,000 lb) of product		
	Continuous dischargers		Non-continuous dischargers (annual average)
	Maximum for any 1 day	Average of daily values for 30 consecutive days	
BOD5	24.1	13.2	7.37
TSS	21.6	10.6	6.0
pH	(¹)	(¹)	(¹)

¹ Within the range of 5.0 to 9.0 at all times.

§ 430.113

40 CFR Ch. I (7–1–21 Edition)

SUBPART K

[BPT effluent limitations for non-integrated mills where lightweight papers are produced from purchased pulp—electrical grade papers subdivision]

Pollutant or pollutant property	Kg/kg (or pounds per 1,000 lb) of product		
	Continuous dischargers		Non-continuous dischargers (annual average)
	Maximum for any 1 day	Average of daily values for 30 consecutive days	
BOD5	38.0	20.9	11.7
TSS	34.2	16.7	9.5
pH	(¹)	(¹)	(¹)

¹ Within the range of 5.0 to 9.0 at all times.

§ 430.113 Effluent limitations guidelines representing the degree of effluent reduction attainable by the application of the best conventional pollutant control technology (BCT).

Except as provided in 40 CFR 125.30 through 125.32, any existing point source subject to this subpart shall achieve the following effluent limitations representing the degree of effluent reduction attainable by the application of the best conventional pollutant control technology (BCT): The limitations shall be the same as those specified for conventional pollutants (which are defined in 40 CFR 401.16) in § 430.102 of this subpart for the best practicable control technology currently available (BPT).

§ 430.114 Effluent limitations representing the degree of effluent reduction attainable by the application of the best available technology economically achievable (BAT).

Except as provided in 40 CFR 125.30 through 125.32, any existing point source subject to this subpart where chlorophenolic-containing biocides are used must achieve the following effluent limitations representing the degree of effluent reduction attainable by the application of the best available technology economically achievable (BAT). Non-continuous dischargers shall not be subject to the maximum day mass limitations in kg/kg (lb/1000 lb) but shall be subject to concentration limitations. Concentration limitations are only applicable to non-continuous dischargers. Permittees not using chlorophenolic-containing biocides must certify to the permit-issuing authority that they are not using these biocides:

SUBPART K

[BAT effluent limitations for non-integrated mills where fine paper is produced from purchased pulp—wood fiber furnish subdivision]

Pollutant or pollutant property	Maximum for any 1 day	
	Kg/kg (or pounds per 1,000 lb) of product	Milligrams/liter
Pentachlorophenol	0.0018	(0.029)(15.2)/y
Trichlorophenol	0.00064	(0.010)(15.2)/y

y = wastewater discharged in kgal per ton of product.

Environmental Protection Agency

§ 430.115

SUBPART K

[BAT effluent limitations for non-integrated mills where fine paper is produced from purchased pulp—cotton fiber furnish subdivision]

Pollutant or pollutant property	Maximum for any 1 day	
	Kg/kg (or pounds per 1,000 lb) of product	Milligrams/liter
Pentachlorophenol	0.0051	(0.029)(42.3)/y
Trichlorophenol	0.0018	(0.010)(42.3)/y
y = wastewater discharged in kgal per ton of product.		

SUBPART K

[BAT effluent limitations for non-integrated mills where lightweight papers are produced from purchased pulp]

Pollutant or pollutant property	Maximum for any 1 day	
	Kg/kg (or pounds per 1,000 lb) of product	Milligrams/liter
Pentachlorophenol	0.0059	(0.029)(48.7)/y
Trichlorophenol	0.0020	(0.010)(48.7)/y
y = wastewater discharged in kgal per ton of product.		

SUBPART K

[BAT effluent limitations for non-integrated mills where lightweight papers are produced from purchased pulp—electrical grade papers subdivision]

Pollutant or pollutant property	Maximum for any 1 day	
	Kg/kg (or pounds per 1,000 lb) of product	Milligrams/liter
Pentachlorophenol	0.0093	(0.029)(76.9)/y
Trichlorophenol	0.0032	(0.010)(76.9)/y
y = wastewater discharged in kgal per ton of product.		

§ 430.115 New source performance standards (NSPS).

Any new source subject to this subpart must achieve the following new source performance standards (NSPS), except that non-continuous dischargers shall not be subject to the maximum day and average of 30 consecutive days effluent limitations for BOD5 and TSS, but shall be subject to annual average effluent limitations. Also, for non-continuous dischargers, concentration lim-

itations (mg/l) shall apply, where provided. Concentration limitations will only apply to non-continuous dischargers. Only facilities where chlorophenolic-containing biocides are used shall be subject to pentachlorophenol and trichlorophenol limitations. Permittees not using chlorophenolic-containing biocides must certify to the permit-issuing authority that they are not using these biocides:

SUBPART K

[NSPS for non-integrated mills where fine paper is produced from purchased pulp—wood fiber furnish subdivision]

Pollutant or pollutant property	Kg/kg (or pounds per 1,000 lb) of product		
	Continuous dischargers		Non-continuous dischargers (Annual average)
	Maximum for any 1 day	Average of daily values for 30 consecutive days	
BOD5	3.5	1.9	1.0
TSS	4.4	2.3	1.2
pH	(¹)	(¹)	(¹)
	Maximum for any 1 day		
	Kg/kg (or pounds per 1,000 lb) of product	Milligrams/liter	
Pentachlorophenol	0.0018	(0.047)(9.4)/y	
Trichlorophenol	0.00064	(0.016)(9.4)/y	
y = wastewater discharged in kgal per ton at all times.			

¹ Within the range of 5.0 to 9.0 at all times.

SUBPART K

[NSPS for non-integrated mills where fine paper is produced from purchased pulp—cotton fiber furnish subdivision]

Pollutant or pollutant property	Kg/kg (or pounds per 1,000 lb) of product		
	Continuous dischargers		Non-continuous dischargers (annual average)
	Maximum for any 1 day	Average of daily values for 30 consecutive days	
BOD5	7.8	4.2	2.2
TSS	9.5	4.9	2.6
pH	(¹)	(¹)	(¹)
	Maximum for any 1 day		
	Kg/kg (or pounds per 1,000 lb) of product	Milligrams/liter	
Pentachlorophenol	0.0051	(0.039)(31.1)/y	
Trichlorophenol	0.0018	(0.014)(31.1)/y	
y = wastewater discharged in kgal per ton at all times.			

¹ Within the range of 5.0 to 9.0 at all times.

SUBPART K

[NSPS for non-integrated mills where lightweight papers are produced from purchased pulp]

Pollutant or pollutant property	Kg/kg (or pounds per 1,000 lb) of product		
	Continuous dischargers		Non-continuous dischargers (annual average)
	Maximum for any 1 day	Average of daily values for 30 consecutive days	
BOD5	13.7	6.7	4.5
TSS	12.0	5.2	3.2
pH	(¹)	(¹)	(¹)

Environmental Protection Agency

§ 430.116

	Maximum for any 1 day	
	Kg/kg (or pounds per 1,000 lb) of product	Milligrams/liter
Pentachlorophenol	0.0059	(0.037)(38.2)/y
Trichlorophenol	0.0020	(0.013)(38.2)/y
y = wastewater discharged in kgal per ton at all times.		

¹ Within the range of 5.0 to 9.0 at all times.

SUBPART K

[NSPS for non-integrated mills where lightweight papers are produced from purchased pulp—electrical grade papers subdivision]

Pollutant or pollutant property	Kg/kg (or pounds per 1,000 lb) of product		
	Continuous dischargers		Non-continuous dischargers (annual average)
	Maximum for any 1 day	Average of daily values for 30 consecutive days	
BOD5	24.1	11.7	7.9
TSS	21.1	9.2	5.6
pH	(¹)	(¹)	(¹)

	Maximum for any 1 day	
	Kg/kg (or pounds per 1,000 lb) of product	Milligrams/liter
Pentachlorophenol	0.0093	(0.033)(66.8)/y
Trichlorophenol	0.0032	(0.012)(66.8)/y
y = wastewater discharged in kgal per ton at all times.		

¹ Within the range of 5.0 to 9.0 at all times.

§ 430.116 Pretreatment standards for existing sources (PSES).

Except as provided in 40 CFR 403.7 and 403.13, any existing source subject to this subpart that introduces pollutants into a publicly owned treatment works must: Comply with 40 CFR part 403; and achieve the following

pretreatment standards for existing sources (PSES) if it uses chlorophenolic-containing biocides. Permittees not using chlorophenolic-containing biocides must certify to the permit-issuing authority that they are not using these biocides. PSES must be attained on or before July 1, 1984:

SUBPART K

[PSES for non-integrated mills where fine paper is produced from purchased pulp—wood fiber furnish subdivision]

Pollutant or pollutant property	Maximum for any 1 day	
	Milligrams/liter (mg/l)	Kg/kg (or pounds per 1,000 lb) of product ^a
Pentachlorophenol	(0.032)(15.2)/y	0.0020
Trichlorophenol	(0.010)(15.2)/y	0.00064
y = wastewater discharged in kgal per ton of product.		

^a The following equivalent mass limitations are provided as guidance in cases when POTWs find it necessary to impose mass effluent limitations.

SUBPART K

[PSES for non-integrated mills where fine paper is produced from purchased pulp—cotton fiber furnish subdivision]

Pollutant or pollutant property	Maximum for any 1 day	
	Milligrams/liter (mg/l)	Kg/kg (or pounds per 1,000 lb) of product ^a
Pentachlorophenol	(0.032)(42.3)/y	0.0056
Trichlorophenol	(0.010)(42.3)/y	0.0018
y = wastewater discharged in kgal per ton of product.		

^aThe following equivalent mass limitations are provided as guidance in cases when POTWs find it necessary to impose mass effluent limitations.

SUBPART K

[PSES for non-integrated mills where lightweight papers are produced from purchased pulp]

Pollutant or pollutant property	Maximum for any 1 day	
	Milligrams/liter (mg/l)	Kg/kg (or pounds per 1,000 lb) of product ^a
Pentachlorophenol	(0.032)(48.7)/y	0.0065
Trichlorophenol	(0.010)(48.7)/y	0.0032
y = wastewater discharged in kgal per ton of product.		

^aThe following equivalent mass limitations are provided as guidance in cases when POTWs find it necessary to impose mass effluent limitations.

SUBPART K

[PSES for non-integrated mills where lightweight papers are produced from purchased pulp—electrical grade papers subdivision]

Pollutant or pollutant property	Maximum for any 1 day	
	Milligrams/liter (mg/l)	Kg/kg (or pounds per 1,000 lb) of product ^a
Pentachlorophenol	(0.032)(76.9)/y	0.010
Trichlorophenol	(0.010)(76.9)/y	0.0032
y = wastewater discharged in kgal per ton of product.		

^aThe following equivalent mass limitations are provided as guidance in cases when POTWs find it necessary to impose mass effluent limitations.

§ 430.117 Pretreatment standards for new sources (PSNS).

Except as provided in 40 CFR 403.7, any new source subject to this subpart that introduces pollutants into a publicly owned treatment works must: Comply with 40 CFR part 403; and

achieve the following pretreatment standards for new sources (PSNS) if it uses chlorophenolic-containing biocides. Permittees not using chlorophenolic-containing biocides must certify to the permit-issuing authority that they are not using these biocides:

SUBPART K

[PSNS for non-integrated mills where fine paper is produced from purchased pulp—wood fiber furnish subdivision]

Pollutant or pollutant property	Maximum for any 1 day	
	Milligrams/liter (mg/l)	Kg/kg (or pounds per 1,000 lb) of product ^a
Pentachlorophenol	(0.052)(9.4)/y	0.0020
Trichlorophenol	(0.016)(9.4)/y	0.0064

Environmental Protection Agency

§ 430.117

SUBPART K—Continued

[PSNS for non-integrated mills where fine paper is produced from purchased pulp—wood fiber furnish subdivision]

Pollutant or pollutant property	Maximum for any 1 day	
	Milligrams/liter (mg/l)	Kg/kg (or pounds per 1,000 lb) of product ^a
y = wastewater discharged in kgal per ton of product.		

^aThe following equivalent mass limitations are provided as guidance in cases when POTWs find it necessary to impose mass effluent limitations.

SUBPART K

[PSNS for non-integrated mills where fine paper is produced from purchased pulp—cotton fiber furnish subdivision]

Pollutant or pollutant property	Maximum for any 1 day	
	Milligrams/liter (mg/l)	Kg/kg (or pounds per 1,000 lb) of product ^a
Pentachlorophenol	(0.044)(31.1)/y	0.0056
Trichlorophenol	(0.014)(31.1)/y	0.0018
y = wastewater discharged in kgal per ton of product.		

^aThe following equivalent mass limitations are provided as guidance in cases when POTWs find it necessary to impose mass effluent limitations.

SUBPART K

[PSNS for non-integrated mills where lightweight papers are produced from purchased pulp]

Pollutant or pollutant property	Maximum for any 1 day	
	Milligrams/liter (mg/l)	Kg/kg (or pounds per 1,000 lb) of product ^a
Pentachlorophenol	(0.041)(38.2)/y	0.0065
Trichlorophenol	(0.013)(38.2)/y	0.0020
y = wastewater discharged in kgal per ton of product.		

^aThe following equivalent mass limitations are provided as guidance in cases when POTWs find it necessary to impose mass effluent limitations.

SUBPART K

[PSNS for non-integrated mills where lightweight papers are produced from purchased pulp—electrical grade papers subdivision]

Pollutant or pollutant property	Maximum for any 1 day	
	Milligrams/liter (mg/l)	Kg/kg (or pounds per 1,000 lb) of product ^a
Pentachlorophenol	(0.037)(66.8)/y	0.010
Trichlorophenol	(0.012)(66.8)/y	0.0032
y = wastewater discharged in kgal per ton of product.		

^aThe following equivalent mass limitations are provided as guidance in cases when POTWs find it necessary to impose mass effluent limitations.

§ 430.120

40 CFR Ch. I (7–1–21 Edition)

Subpart L—Tissue, Filter, Non-Woven, and Paperboard From Purchased Pulp Subcategory

§ 430.120 Applicability; description of the tissue, filter, non-woven, and paperboard from purchased pulp subcategory.

The provisions of this subpart are applicable to discharges resulting from the production of tissue papers at non-integrated mills, filter and non-woven papers at non-integrated mills, and paperboard at non-integrated mills. The production of electrical grades of board and matrix board is not included in this subpart.

§ 430.121 Specialized definitions.

For the purpose of this subpart, the general definitions, abbreviations, and methods of analysis set forth in 40 CFR

part 401 and § 430.01 of this part shall apply to this subpart.

§ 430.122 Effluent limitations representing the degree of effluent reduction attainable by the application of the best practicable control technology currently available (BPT).

Except as provided in 40 CFR 125.30 through 125.32, any existing point source subject to this subpart must achieve the following effluent limitations representing the degree of effluent reduction attainable by the application of the best practicable control technology currently available (BPT), except that non-continuous dischargers shall not be subject to the maximum day and average of 30 consecutive days limitations but shall be subject to annual average effluent limitations:

SUBPART L

[BPT effluent limitations for non-integrated mills where tissue papers are produced from purchased pulp]

Pollutant or pollutant property	Kg/kg (or pounds per 1,000 lb) of product		
	Continuous dischargers		Non-continuous dischargers (annual average)
	Maximum for any 1 day	Average of daily values for 30 consecutive days	
BOD5	11.4	6.25	3.49
TSS	10.25	5.0	2.84
pH	(¹)	(¹)	(¹)

¹ Within the range of 5.0 to 9.0 at all times.

SUBPART L

[BPT effluent limitations for non-integrated mills where filter and non-woven papers are produced from purchased pulp]

Pollutant or pollutant property	Kg/kg (or pounds per 1,000 lb) of product		
	Continuous dischargers		Non-continuous dischargers (annual average)
	Maximum for any 1 day	Average of daily values for 30 consecutive days	
BOD5	29.6	16.3	9.1
TSS	26.6	13.0	7.4
pH	(¹)	(¹)	(¹)

¹ Within the range of 5.0 to 9.0 at all times.

Environmental Protection Agency

§ 430.124

SUBPART L

[BPT effluent limitations for non-integrated mills where paperboard is produced from purchased pulp]

Pollutant or pollutant property	Kg/kg (or pounds per 1,000 lb) of product		
	Continuous dischargers	Non-continuous dischargers (Annual average)	
		Maximum for any 1 day	Average of daily values for 30 consecutive days
BOD5	6.5	3.6	2.0
TSS	5.8	2.8	1.6
pH	(¹)	(¹)	(¹)

¹ Within the range of 5.0 to 9.0 at all times.

§ 430.123 Effluent limitations guidelines representing the degree of effluent reduction attainable by the application of the best conventional pollutant control technology (BCT).

Except as provided in 40 CFR 125.30 through 125.32, any existing point source subject to this subpart shall achieve the following effluent limitations representing the degree of effluent reduction attainable by the application of the best conventional pollutant control technology (BCT): The limitations shall be the same as those specified for conventional pollutants (which are defined in 40 CFR 401.16) in § 430.122 of this subpart for the best practicable control technology currently available (BPT).

§ 430.124 Effluent limitations representing the degree of effluent reduction attainable by the application of the best available technology economically achievable (BAT).

Except as provided in 40 CFR 125.30 through 125.32, any existing point source subject to this subpart where chlorophenolic-containing biocides are used must achieve the following effluent limitations representing the degree of effluent reduction attainable by the application of the best available technology economically achievable (BAT). Non-continuous dischargers shall not be subject to the maximum day mass limitations in kg/kg (lb/1000 lb) but shall be subject to concentration limitations. Concentration limitations are only applicable to non-continuous dischargers. Permittees not using chlorophenolic-containing biocides must certify to the permit-issuing authority that they are not using these biocides:

SUBPART L

[BAT effluent limitations for non-integrated mills where tissue papers are produced from purchased pulp]

Pollutant or pollutant property	Maximum for any 1 day	
	Kg/kg (or pounds per 1,000 lb) of product	Milligrams/liter
Pentachlorophenol	0.0028	(0.029)(22.9)/y
Trichlorophenol	0.00096	(0.010)(22.9)/y

y = wastewater discharged in kgal per ton of product.

SUBPART L

[BAT effluent limitations for non-integrated mills where filter and non-woven papers are produced from purchased pulp]

Pollutant or pollutant property	Maximum for any 1 day	
	Kg/kg (or pounds per 1,000 lb) of product	Milligrams/liter
Pentachlorophenol	0.0072	(0.029)(59.9)/y
Trichlorophenol	0.0025	(0.010)(59.9)/y
y = wastewater discharged in kgal per ton of product.		

SUBPART L

[BAT effluent limitations for non-integrated mills where paperboard is produced from purchased pulp]

Pollutant or pollutant property	Maximum for any 1 day	
	Kg/kg (or pounds per 1,000 lb) of product	Milligrams/liter
Pentachlorophenol	0.0016	(0.029)(12.9)/y
Trichlorophenol	0.00054	(0.010)(12.9)/y
y = wastewater discharged in kgal per ton of product.		

§ 430.125 New source performance standards (NSPS).

Any new source subject to this subpart must achieve the following new source performance standards (NSPS), except that non-continuous dischargers shall not be subject to the maximum day and average of 30 consecutive days effluent limitations for BOD5 and TSS, but shall be subject to annual average effluent limitations. Also, for non-continuous dischargers, concentration lim-

itations (mg/l) shall apply, where provided. Concentration limitations will only apply to non-continuous dischargers. Only facilities where chlorophenolic-containing biocides are used shall be subject to pentachlorophenol and trichlorophenol limitations. Permittees not using chlorophenolic-containing biocides must certify to the permit-issuing authority that they are not using these biocides:

SUBPART L

[NSPS for non-integrated mills where tissue papers are produced from purchased pulp]

Pollutant or pollutant property	Kg/kg (or pounds per 1,000 lb) of product		
	Continuous dischargers		Non-continuous dischargers (annual average)
	Maximum for any 1 day	Average of daily values for 30 consecutive days	
BOD5	7.0	3.4	2.3
TSS	6.0	2.6	1.6
pH	(¹)	(¹)	(¹)

Pollutant or pollutant property	Maximum for any 1 day	
	Kg/kg (or pounds per 1,000 lb) of product	Milligrams/liter
Pentachlorophenol	0.0028	(0.035)(19.1)/y
Trichlorophenol	0.00096	(0.012)(19.1)/y
y = wastewater discharged in kgal per ton at all times.		

¹ Within the range of 5.0 to 9.0 at all times.

Environmental Protection Agency

§ 430.126

SUBPART L

[NSPS for non-integrated mills where filter and non-woven papers are produced from purchased pulp]

Pollutant or pollutant property	Kg/kg (or pounds per 1,000 lb) of product		
	Continuous dischargers		Non-continuous dischargers (annual average)
	Maximum for any 1 day	Average of daily values for 30 consecutive days	
BOD5	17.1	8.3	5.6
TSS	15.0	6.6	4.0
pH	(¹)	(¹)	(¹)
	Maximum for any 1 day		
	Kg/kg (or pounds per 1,000 lb) of product	Milligrams/liter	
Pentachlorophenol	0.0072	(0.037)(47.5)/y	
Trichlorophenol	0.0025	(0.013)(47.5)/y	
y = wastewater discharged in kgal per ton at all times.			

¹ Within the range of 5.0 to 9.0 at all times.

SUBPART L

[NSPS for non-integrated mills where paperboard is produced from purchased pulp]

Pollutant or pollutant property	Kg/kg (or pounds per 1,000 lb) of product		
	Continuous dischargers		Non-continuous dischargers (annual average)
	Maximum for any 1 day	Average of daily values for 30 consecutive days	
BOD5	4.0	1.9	1.3
TSS	3.5	1.5	0.9
pH	(¹)	(¹)	(¹)
	Maximum for any 1 day		
	Kg/kg (or pounds per 1,000 lb) of product	Milligrams/liter	
Pentachlorophenol	0.0016	(0.033)(11.2)/y	
Trichlorophenol	0.00054	(0.012)(11.2)/y	
y = wastewater discharged in kgal per ton at all times.			

(¹) Within the range of 5.0 to 9.0 at all times.

§ 430.126 Pretreatment standards for existing sources (PSES).

Except as provided in 40 CFR 403.7 and 403.13, any existing source subject to this subpart that introduces pollutants into a publicly owned treatment works must: Comply with 40 CFR part 403; and achieve the following pretreatment standards for existing sources (PSES) if it uses

chlorophenolic-containing biocides. Permittees not using chlorophenolic-containing biocides must certify to the permit-issuing authority that they are not using these biocides. PSES must be attained on or before July 1, 1984:

SUBPART L

[PSES for non-integrated mills where tissue papers are produced from purchased pulp]

Pollutant or pollutant property	Maximum for any 1 day	
	Milligrams/liter (mg/l)	Kg/kg (or pounds per 1,000 lb) of product ^a
Pentachlorophenol	(0.032)(22.9)/y	0.0031
Trichlorophenol	(0.010)(22.9)/y	0.00096
y = wastewater discharged in kgal per ton of product.		

^aThe following equivalent mass limitations are provided as guidance in cases when POTWs find it necessary to impose mass effluent limitations.

SUBPART L

[PSES for non-integrated mills where filter and non-woven papers are produced from purchased pulp]

Pollutant or pollutant property	Maximum for any 1 day	
	Milligrams/liter (mg/l)	Kg/kg (or pounds per 1,000 lb) of product ^a
Pentachlorophenol	(0.032)(59.9)/y	0.0080
Trichlorophenol	(0.010)(59.9)/y	0.0025
y = wastewater discharged in kgal per ton of product.		

^aThe following equivalent mass limitations are provided as guidance in cases when POTWs find it necessary to impose mass effluent limitations.

SUBPART L

[PSES for non-integrated mills where paperboard is produced from purchased pulp]

Pollutant or pollutant property	Maximum for any 1 day	
	Milligrams/liter (mg/l)	Kg/kg (or pounds per 1,000 lb) of product ^a
Pentachlorophenol	(0.032)(12.9)/y	0.0017
Trichlorophenol	(0.010)(12.9)/y	0.00054
y = wastewater discharged in kgal per ton of product.		

^aThe following equivalent mass limitations are provided as guidance in cases when POTWs find it necessary to impose mass effluent limitations.

§ 430.127 Pretreatment standards for new sources (PSNS).

Except as provided in 40 CFR 403.7, any new source subject to this subpart that introduces pollutants into a publicly owned treatment works must: Comply with 40 CFR part 403; and

achieve the following pretreatment standards for new sources (PSNS) if it uses chlorophenolic-containing biocides. Permittees not using chlorophenolic-containing biocides must certify to the permit-issuing authority that they are not using these biocides:

SUBPART L

[PSNS for non-integrated mills where tissue papers are produced from purchased pulp]

Pollutant or pollutant property	Maximum for any 1 day	
	Milligrams/liter (mg/l)	Kg/kg (or pounds per 1,000 lb) of product ^a
Pentachlorophenol	(0.038)(19.1)/y	0.0031
Trichlorophenol	(0.012)(19.1)/y	0.00096

SUBPART L—Continued

[PSNS for non-integrated mills where tissue papers are produced from purchased pulp]

Pollutant or pollutant property	Maximum for any 1 day	
	Milligrams/liter (mg/l)	Kg/kg (or pounds per 1,000 lb) of product ^a
y = wastewater discharged in kgal per ton of product.		

^aThe following equivalent mass limitations are provided as guidance in cases when POTWs find it necessary to impose mass effluent limitations.

SUBPART L

[PSNS for non-integrated mills where filter and non-woven papers are produced from purchased pulp]

Pollutant or pollutant property	Maximum for any 1 day	
	Milligrams/liter (mg/l)	Kg/kg (or pounds per 1,000 lb) of product ^a
Pentachlorophenol	(0.040)(47.5)/y	0.0080
Trichlorophenol	(0.013)(47.5)/y	0.0025
y = wastewater discharged in kgal per ton of product.		

^aThe following equivalent mass limitations are provided as guidance in cases when POTWs find it necessary to impose mass effluent limitations.

SUBPART L

[PSNS for non-integrated mills where paperboard is produced from purchased pulp]

Pollutant or pollutant property	Maximum for any 1 day	
	Milligrams/liter (mg/l)	Kg/kg (or pounds per 1,000 lb) of product ^a
Pentachlorophenol	(0.037)(11.2)/y	0.0017
Trichlorophenol	(0.012)(11.2)/y	0.00054
y = wastewater discharged in kgal per ton of product.		

^aThe following equivalent mass limitations are provided as guidance in cases when POTWs find it necessary to impose mass effluent limitations.

APPENDIX A TO PART 430—METHODS 1650 AND 1653

METHOD 1650—ADSORBABLE ORGANIC HALIDES BY ADSORPTION AND COULOMETRIC TITRATION

1.0 Scope and Application

1.1 This method is for determination of adsorbable organic halides (AOX) associated with the Clean Water Act; the Resource Conservation and Recovery Act; the Comprehensive Environmental Response, Compensation, and Liability Act; and other organic halides amenable to combustion and coulometric titration. The method is designed to meet the survey and monitoring requirements of the Environmental Protection Agency (EPA).

1.2 The method is applicable to the determination of AOX in water and wastewater. This method is a combination of several ex-

isting methods for organic halide measurements (References 1 through 7).

1.3 The method can be used to measure organically-bound halides (chlorine, bromine, iodine) present in dissolved or suspended form. Results are reported as organic chloride (Cl⁻). The detection limit of the method is usually dependent on interferences rather than instrumental limitations. A method detection limit (MDL; Reference 8) of 6.6 µg/L, and a minimum level (ML; Section 18) of 20 µg/L, can be achieved with no interferences present.

1.4 This method is for use by or under the supervision of analysts experienced in the use of a combustion/micro-coulometer. Each laboratory that uses this method must demonstrate the ability to generate acceptable results using the procedures described in Section 9.2.

1.5 Any modification of the method beyond those expressly permitted (Section 9.1.2) is subject to application and approval

of an alternate test procedure under 40 CFR 136.4 and 136.5.

2.0 Summary of Method

2.1 Sample preservation: Residual chlorine that may be present is removed by the addition of sodium thiosulfate. Samples are adjusted to a pH <2 and maintained at 0 to 4 °C until analysis.

2.2 Sample analysis: Organic halide in water is determined by adsorption onto granular activated carbon (GAC), washing the adsorbed sample and GAC to remove inorganic halide, combustion of the sample and GAC to form the hydrogen halide, and titration of the hydrogen halide with a micro-coulometer, as shown in Figure 1.

2.3 Micro-coulometer.

2.3.1 This detector operates by maintaining a constant silver-ion concentration in a titration cell. An electric potential is applied to a solid silver electrode to produce silver ions in the cell. As hydrogen halide produced from the combustion of organic halide enters the cell, it is partitioned into an acetic acid electrolyte where it precipitates as silver halide. The current produced is integrated over the combustion period. The electric charge is proportional to the number of moles of halogen captured in the cell (Reference 6).

2.3.2 The mass concentration of organic halides is reported as an equivalent concentration of organically bound chloride (Cl^-).

3.0 Definitions

3.1 Adsorbable organic halides is defined as the analyte measured by this method. The nature of the organo-halides and the presence of semi-extractable material will influence the amount measured and interpretation of results.

3.2 Definitions for terms used in this method are given in the glossary at the end of the method (Section 18).

4.0 Interferences

4.1 Solvents, reagents, glassware, and other sample processing hardware may yield elevated readings from the micro-coulometer. All materials used in the analysis shall be demonstrated to be free from interferences under the conditions of analysis by running method blanks initially and with each sample batch (samples started through the adsorption process in a given eight-hour shift, to a maximum of 20 samples). Specific selection of reagents and purification of solvents may be required.

4.2 Glassware is cleaned by detergent washing in hot water, rinsing with tap water and distilled water, capping with aluminum foil, and baking at 450 °C for at least one hour. For some glassware, immersion in a chromate cleaning solution prior to deter-

gent washing may be required. If blanks from glassware without cleaning or with fewer cleaning steps show no detectable organic halide, the cleaning steps that do not eliminate organic halide may be omitted.

4.3 Most often, contamination results from methylene chloride vapors in laboratories that perform organic extractions. Heating, ventilating, and air conditioning systems that are shared between the extraction laboratory and the laboratory in which organic halide measurements are performed transfer the methylene chloride vapors to the air in the organic halide laboratory. Exposure of the activated carbon used in the analysis results in contamination. Separate air handling systems, charcoal filters, and glove boxes can be used to minimize this exposure.

4.4 Activated carbon.

4.4.1 The purity of each lot of activated carbon must be verified before each use by measuring the adsorption capacity and the background level of halogen (Section 9.5). The stock of activated carbon should be stored in its granular form in a glass container that is capped tightly. Protect carbon at all times from sources of halogen vapors.

4.4.2 Inorganic substances such as chloride, chlorite, bromide, and iodide will adsorb on activated carbon to an extent dependent on their original concentration in the aqueous solution and the volume of sample adsorbed. Treating the activated carbon with a solution of nitrate causes competitive desorption of inorganic halide species. However, if the inorganic halide concentration is greater than 2,000 times the organic halide concentration, artificially high results may be obtained.

4.4.3 Halogenated organic compounds that are weakly adsorbed on activated carbon are only partially recovered from the sample. These include certain alcohols and acids such as chloroethanol and chloroacetic acid that can be removed from activated carbon by the nitrate wash.

4.5 Polyethylene gloves should be worn when handling equipment surfaces in contact with the sample to prevent transfer of contaminants that may be present on the hands.

5.0 Safety

5.1 The toxicity or carcinogenicity of each reagent used in this method has not been precisely determined; however, each chemical substance should be treated as a potential health hazard. Exposure to these substances should be reduced to the lowest possible level. The laboratory is responsible for maintaining a current awareness file of OSHA regulations regarding the safe handling of the chemicals specified in this method. A reference file of material safety data sheets (MSDSs) should be made available to all personnel involved in the chemical analysis. Additional information on laboratory

safety can be found in References 9 through 11.

5.2 This method employs strong acids. Appropriate clothing, gloves, and eye protection should be worn when handling these substances.

5.3 Field samples may contain high concentrations of toxic volatile compounds. Sample containers should be opened in a hood and handled with gloves that will prevent exposure.

6.0 Equipment and Supplies

NOTE: Brand names, suppliers, and part numbers are for illustrative purposes only. No endorsement is implied. Equivalent performance may be achieved using apparatus and materials other than those specified here, but demonstration of equivalent performance that meets the requirements of this method is the responsibility of the laboratory.

6.1 Sampling equipment.

6.1.1 Bottles: 100- to 4000-mL, amber glass, sufficient for all testing (Section 8.2). Detergent water wash, chromic acid rinse, rinse with tap and distilled water, cover with aluminum foil, and heat to 450 °C for at least one hour before use.

6.1.2 PTFE liner: Cleaned as above and baked at 100 to 200 °C for at least one hour.

6.1.3 Bottles and liners must be lot certified to be free of organic halide by running blanks according to this method.

6.2 Scoop for granular activated carbon (GAC): Capable of precisely measuring 40 mg (± 5 mg) GAC (Dohrmann Measuring Cup 521-021, or equivalent).

6.3 Batch adsorption and filtration system.

6.3.1 Adsorption system: Rotary shaker, wrist action shaker, ultrasonic system, or other system for assuring thorough contact of sample with activated carbon. Systems different from the one described below must be demonstrated to meet the performance requirements in Section 9 of this method.

6.3.1.1 Erlenmeyer flasks: 250- to 1500-mL with ground-glass stopper, for use with rotary shaker.

6.3.1.2 Shake table: Sybron Thermolyne Model LE "Big Bill" rotator/shaker, or equivalent.

6.3.1.3 Rack attached to shake table to permit agitation of 16 to 25 samples simultaneously.

6.3.2 Filtration system (Figure 2).

6.3.2.1 Vacuum filter holder: Glass, with fritted-glass support (Fisher Model 09-753E, or equivalent).

6.3.2.2 Polycarbonate filter: 0.40 to 0.45 micron, 25-mm diameter (Micro Separations Inc, Model K04CP02500, or equivalent).

6.3.2.3 Filter forceps: Fisher Model 09-753-50, or equivalent, for handling filters. Two forceps may better aid in handling filters.

Clean by washing with detergent and water, rinsing with tap and deionized water, and air drying on aluminum foil.

6.3.2.4 Vacuum flask: 500- to 1500-mL (Fisher 10-1800, or equivalent).

6.3.2.5 Vacuum Source: A pressure/vacuum pump, rotary vacuum pump, or other vacuum source capable of providing at least 610 mm (24 in.) Hg vacuum at 30 L/min free air displacement.

6.3.2.6 Stopper and tubing to mate the filter holder to the flask and the flask to the pump.

6.3.2.7 Polyethylene gloves: (Fisher 11-394-110-B, or equivalent).

6.4 Column adsorption system.

6.4.1 Adsorption module: Dohrmann AD-2, Mitsubishi TXA-2, or equivalent with pressurized sample and nitrate-wash reservoirs, adsorption columns, column housings, gas and gas pressure regulators, and receiving vessels. For each sample reservoir, there are two adsorption columns connected in series. A small steel funnel for filling the columns and a rod for pushing out the carbon are also required. A schematic of the column adsorption system is shown in Figure 3.

6.4.2 Adsorption columns: Pyrex, 5 \pm 0.2 cm long \times 2 mm ID, to hold 40 mg of granular activated carbon (GAC).

6.4.3 Cerafelt: Johns-Manville, or equivalent, formed into plugs using stainless steel borer (2 mm ID) with ejection rod (available from Dohrmann or Mitsubishi) to hold 40 mg of granular activated carbon (GAC). Caution: Handle Cerafelt with gloves.

6.4.4 Column holders: To support adsorption columns.

6.5 Combustion/micro-coulometer system: Commercially available as a single unit or assembled from parts. At the time of the writing of this method, organic halide units were commercially available from the Dohrmann Division of Rosemount Analytical, Santa Clara, California; Euroglas BV, Delft, the Netherlands; and Mitsubishi Chemical Industries, Ltd., Tokyo, Japan.

6.5.1 Combustion system: Older systems may not have all of the features shown in Figure 4. These older systems may be used provided the performance requirements (Section 9) of this method are met.

6.5.1.1 Combustion tube: Quartz, capable of being heated to 800 to 1000 °C and accommodating a boat sampler. The tube must contain an air lock for introduction of a combustion boat, connections for purge and combustion gas, and connection to the micro-coulometer cell.

6.5.1.2 Tube furnace capable of controlling combustion tube in the range of 800 to 1000 °C.

6.5.1.3 Boat sampler: Capable of holding 35 to 45 mg of activated carbon and a polycarbonate filter, and fitting into the

combustion tube (Section 6.5.1.1). Some manufacturers offer an enlarged boat and combustion tube for this purpose. Under a time-controlled sequence, the boat is first moved into an evaporation zone where water and other volatiles are evaporated, and then into the combustion zone where the carbon and all other organic material in the boat are burned in a flowing oxygen stream. The evolved gases are transported by a non-reactive carrier gas to the micro-coulometer cell.

6.5.1.4 Motor driven boat sampler: Capable of advancing the combustion boat into the furnace in a reproducible time sequence. A suggested time sequence is as follows:

A. Establish initial gas flow rates: 160 mL/min CO₂; 40 mL/min O₂.

B. Sequence start.

C. Hold boat in hatch for five seconds to allow integration for baseline subtraction.

D. Advance boat into vaporization zone.

E. Hold boat in vaporization zone for 110 seconds.

F. Establish gas flow rates for combustion: 200 mL/min O₂; 0 mL/min CO₂; advance boat into pyrolysis zone (800 °C).

G. Hold boat in pyrolysis zone for six minutes.

H. Return gas flow rates to initial values; retract boat into hatch to cool and to allow remaining HX to be swept into detector (approximately two minutes).

I. Stop integration at 10 minutes after sequence start.

NOTE: If the signal from the detector does not return to baseline, it may be necessary to extend the pyrolysis time. The sequence above may need to be optimized for each instrument.

6.5.1.5 Absorber: Containing sulfuric acid to dry the gas stream after combustion to prevent backflush of electrolyte is highly recommended.

6.5.2 Micro-coulometer system: Capable of detecting the equivalent of 0.2 µg of Cl⁻ at a signal-to-noise ratio of 2; capable of detecting the equivalent of 1 µg of Cl⁻ with a relative standard deviation less than 10%, and capable of accumulating a minimum of the equivalent of 500 µg of Cl⁻ before a change of electrolyte is required.

6.5.2.1 Micro-coulometer cell: The three cell designs presently in use are shown in Figure 1. Cell operation is described in Section 2.

6.5.2.2 Cell controller: Electronics capable of measuring the small currents generated in the cell and accumulating and displaying the charge produced by hydrogen halides entering the cell. A strip-chart recorder is desirable for display of accumulated charge.

6.6 Miscellaneous glassware: nominal sizes are specified below; other sizes may be used, as necessary.

6.6.1 Volumetric flasks: 5-, 10-, 25-, 50-, 100-, and 1000-mL.

6.6.2 Beakers: 100-, 500-, and 1000-mL.

6.6.3 Volumetric pipets: 1- and 10-mL with pipet bulbs.

6.6.4 Volumetric micro-pipets: 10-, 20-, 50-, 100-, 200-, and 500-µL with pipet control (Hamilton 0010, or equivalent).

6.6.5 Graduated cylinders: 10-, 100-, and 1000-mL.

6.7 Micro-syringes: 10-, 50-, and 100-µL.

6.8 Balances.

6.8.1 Top-loading, capable of weighing 0.1 g.

6.8.2 Analytical, capable of weighing 0.1 mg.

6.9 pH meter.

6.10 Wash bottles: 500- to 1000-mL, PTFE or polyethylene.

6.11 Strip-chart recorder: suggested but not required—useful for determining end of integration (Section 11.4.2).

7.0 Reagents and Standards

7.1 Granular activated carbon (GAC): 75 to 150 µm (100 to 200 mesh); (Dohrmann, Mitsubishi, Carbon Plus, or equivalent), with chlorine content less than 1 µg Cl⁻ per scoop (<25 µg Cl⁻ per gram), adsorption capacity greater than 1000 µg Cl⁻ (as 2,4,6-trichlorophenol) per scoop (≤25,000 µg/g), inorganic halide retention of less than 1 µg Cl⁻ per scoop in the presence of 10 mg of inorganic halide (<20 µg Cl⁻ per gram in the presence of 2500 mg of inorganic halide), and that meets the other test criteria in this method.

7.2 Reagent water: Water in which organic halide is not detected by this method.

7.2.1 Preparation: Reagent water may be generated by:

7.2.1.1 Activated carbon: Pass tap water through a carbon bed (Calgon Filtrasorb-300, or equivalent).

7.2.1.2 Water purifier: Pass tap water through a purifier (Millipore Super Q, or equivalent).

7.2.2 pH adjustment: Adjust the pH of the reagent water to <2 with nitric acid for all reagent water used in this method, except for the acetic acid solution (Section 7.13).

7.3 Nitric acid (HNO₃): Concentrated, analytical grade.

7.4 Sodium chloride (NaCl) solution (100 µg/mL of Cl⁻): Dissolve 0.165g NaCl in 1000 mL reagent water. This solution is used for cell testing and for the inorganic halide rejection test.

7.5 Ammonium chloride (NH₄Cl) solution (100 µg/mL of Cl⁻): Dissolve 0.1509 g NH₄Cl in 1000 mL reagent water.

7.6 Sulfuric acid: Reagent grade (specific gravity 1.84).

7.7 Oxygen: 99.9% purity.

7.8 Carbon Dioxide: 99.9% purity.

7.9 Nitrate stock solution: In a 1000-mL volumetric flask, dissolve 17g of NaNO₃ in approximately 100 mL of reagent water, add 1.4 mL nitric acid (Section 7.3) and dilute to the mark with reagent water.

7.10 Nitrate wash solution: Dilute 50 mL of nitrate stock solution (Section 7.9) to 1000 mL with reagent water.

7.11 Sodium thiosulfate ($\text{Na}_2\text{S}_2\text{O}_3$) solution (1 N): Weigh 79 grams of $\text{Na}_2\text{S}_2\text{O}_3$ in a 1-L volumetric flask and dilute to the mark with reagent water.

7.12 Trichlorophenol solutions.

NOTE: The calibration solutions in this section employ 100-mL volumes. For determinations requiring a larger or smaller volume, increase or decrease the size of the volumetric flasks commensurately. For example, if a 1-L sample is to be analyzed, use 1000-mL flasks (Sections 7.12.3.1 and 7.12.4) and 10 times the volume of reagent water (Sections 7.12.3.1 and 7.12.4). The volume of stock solution added to the calibration solutions and precision and recovery (PAR) test solution remain as specified (Sections 7.12.3.2 and 7.12.4) so that the same amount of chloride is delivered to the coulometric cell regardless of the volume of the calibration and PAR solutions.

7.12.1 Methanol: HPLC grade.

7.12.2 Trichlorophenol stock solution (1.0 mg/mL of Cl^-): Dissolve 0.186 g of 2,4,6-trichlorophenol in 100 mL of halide-free methanol.

7.12.3 Trichlorophenol calibration solutions.

7.12.3.1 Place approximately 90 mL of reagent water in each of five 100-mL volumetric flasks.

7.12.3.2 Using a calibrated micro-syringe or micro-pipets, add 2, 5, 10, 30, and 80 μL of the trichlorophenol stock solution (Section 7.12.2) to the volumetric flasks and dilute each to the mark with reagent water to produce calibration solutions of 2, 5, 10, 30, and 80 $\mu\text{g Cl}^-$ per 100 mL of solution (20, 50, 100, 300, and 800 $\mu\text{g/L}$).

7.12.3.3 Some instruments may have a calibration range that does not extend to 800 $\mu\text{g/L}$ (80 $\mu\text{g of Cl}^-$). For those instruments, a narrower dynamic range may be used. However, if the concentration of halide in a sample exceeds that range, the sample must be diluted to bring the concentration within the range calibrated.

7.12.4 Trichlorophenol precision and recovery (PAR) test solution (10 $\mu\text{g/L of Cl}^-$): Partially fill a 100-mL volumetric flask, add 10 μL of the stock solution (Section 7.12.2), and dilute to the mark with reagent water.

7.13 Acetic acid solution: Containing 30 to 70% acetic acid in deionized water, per the instrument manufacturer's instructions.

8.0 Sample Collection, Preservation, and Storage

8.1 Sample preservation.

8.1.1 Residual chlorine: If the sample is known or suspected to contain free chlorine, the chlorine must be reduced to eliminate positive interference that may result from

continued chlorination reactions. A knowledge of the process from which the sample is collected may be of value in determining whether dechlorination is necessary. Immediately after sampling, test for residual chlorine using the following method or an alternative EPA method (Reference 12):

8.1.1.1 Dissolve a few crystals of potassium iodide in the sample and add three to five drops of a 1% starch solution. A blue color indicates the presence of residual chlorine.

8.1.1.2 If residual chlorine is found, add 1 mL of sodium thiosulfate solution (Section 7.11) for each 2.5 ppm of free chlorine or until the blue color disappears. Do not add an excess of sodium thiosulfate. Excess sodium thiosulfate may cause decomposition of a small fraction of the OX.

8.1.2 Acidification: Adjust the pH of aqueous samples to <2 with nitric acid. Acidification inhibits biological activity and stabilizes chemical degradation, including possible dehalogenation reactions that may occur at high pH. Acidification is necessary to facilitate thorough adsorption.

8.1.3 Refrigeration: Maintain samples at a temperature of 0 to 4 °C from time of collection until analysis.

8.2 Collect the amount of sample necessary for analysis (Section 11) and all QC tests (Section 9) in an amber glass bottle of the appropriate size (Section 6.1.1).

8.3 Analyze samples no less than three days nor more than six months after collection.

9.0 Quality Control

9.1 Each laboratory that uses this method is required to operate a formal quality assurance program. The minimum requirements of this program consist of an initial demonstration of laboratory capability, an ongoing analysis of standards and blanks as tests of continued performance, and analysis of matrix spike and matrix spike duplicate (MS/MSD) samples to assess accuracy and precision. Laboratory performance is compared to established performance criteria to determine if the results of analyses meet the performance characteristics of the method.

9.1.1 The laboratory shall make an initial demonstration of the ability to produce acceptable results with this method. This ability is demonstrated as described in Section 9.2.

9.1.2 The laboratory is permitted to modify this method to improve separations or lower the costs of measurements, provided that all performance specifications are met. Each time a modification is made to the method, the laboratory is required to repeat the procedures in Sections 9.2.2 and 10 to demonstrate continued method performance. If the detection limit of the method will be affected by the modification, the laboratory should demonstrate that the MDL (40 CFR

136, appendix B) is less than or equal to the MDL in this method or one-third the regulatory compliance level, whichever is higher.

9.1.3 The laboratory shall spike 10% of the samples with known concentrations of 2,4,6-trichlorophenol to monitor method performance and matrix interferences (interferences caused by the sample matrix). This test is described in Section 9.3. When results of these spikes indicate atypical method performance for samples, the samples are diluted to bring method performance within acceptable limits.

9.1.4 Analyses of blanks are required to demonstrate freedom from contamination. The procedures and criteria for analysis of blanks are described in Section 9.4.

9.1.5 The laboratory shall, on an ongoing basis, demonstrate through the analysis of the precision and recovery (PAR) standard that the analysis system is in control. These procedures are described in Section 9.10.

9.1.6 The laboratory shall perform quality control tests on the granular activated carbon. These procedures are described in Section 9.5.

9.1.7 Samples are analyzed in duplicate to demonstrate precision. These procedures are described in Section 9.6.

9.2 Initial demonstration of laboratory capability.

9.2.1 Method Detection Limit (MDL): To establish the ability to detect AOX, the laboratory should determine the MDL per the procedure in 40 CFR 136, appendix B using the apparatus, reagents, and standards that will be used in the practice of this method. An MDL less than or equal to the MDL in Section 1.3 should be achieved prior to the practice of this method.

9.2.2 Initial precision and recovery (IPR): To establish the ability to generate acceptable precision and recovery, the laboratory shall perform the following operations:

9.2.2.1 Analyze four aliquots of the PAR standard (Section 7.12.4) and a method blank according to the procedures in Sections 9.4 and 11.

9.2.2.2 Using the blank-subtracted results of the set of four analyses, compute the average percent recovery (X) and the standard deviation of the percent recovery (s) for the results.

9.2.2.3 The average percent recovery shall be in the range of 81 to 114 µg/L and the standard deviation shall be less than 8 µg/L. If X and s meet these acceptance criteria, system performance is acceptable and analysis of blanks and samples may begin. If, however, s exceeds the precision limit or X falls outside the range for recovery, system performance is unacceptable. In this case, correct the problem and repeat the test.

9.3 Matrix spikes: The laboratory shall spike a minimum of 10% of samples from a given matrix type (e.g., C-stage filtrate, produced water, treated effluent) in duplicate

(MS/MSD). If only one sample from a given matrix type is analyzed, an additional two aliquots of that sample shall be spiked.

9.3.1 The concentration of the analytes spiked into the MS/MSD shall be determined as follows:

9.3.1.1 If, as in compliance monitoring, the concentration of OX is being checked against a regulatory concentration limit, the spiking level shall be at that limit or at one to five times higher than the background concentration determined in Section 9.3.2, whichever concentration is higher.

9.3.1.2 If the concentration of OX is not being checked against a regulatory limit, the spike shall be at the concentration of the precision and recovery standard (PAR; Section 7.12.4) or at one to five times higher than the background concentration determined in Section 9.3.2, whichever concentration is higher.

9.3.2 Analyze one sample out of each batch of 10 samples from each site to determine the background concentration of AOX. If necessary, prepare a solution of 2,4,6-trichlorophenol appropriate to produce a level in the sample one to five times the background concentration. Spike two additional sample aliquots with spiking solution and analyze them to determine the concentration after spiking.

9.3.2.1 Compute the percent recovery of each analyte in each aliquot:

$$\% \text{ Recovery} = \frac{100 (\text{Found} - \text{Background})}{T}$$

where:

T is the true value of the spike

9.3.2.2 Compute the relative percent difference (RPD) between the two results (not between the two recoveries) as described in Section 12.4.

9.3.2.3 If the RPD is less than 20%, and the recoveries for the MS and MSD are within the range of 78 to 116%, the results are acceptable.

9.3.2.4 If the RPD is greater than 20%, analyze two aliquots of the precision and recovery standard (PAR).

9.3.2.4.1 If the RPD for the two aliquots of the PAR is greater than 20%, the analytical system is out of control. In this case, repair the problem and repeat the analysis of the sample batch, including the MS/MSD.

9.3.2.4.2 If, however, the RPD for the two aliquots of the PAR is less than 20%, dilute the sample chosen for the MS/MSD by a factor of 2–10 (to remain within the working range of the analytical system) and repeat the MS/MSD test. If the RPD is still greater than 20%, the result may not be reported for regulatory compliance purposes. In this case, choose another sample for the MS/MSD and repeat analysis of the sample batch.

9.3.2.5 If the percent recovery for both the MS and MSD are less than 78% or greater

than 116%, analyze the precision and recovery (PAR) standard.

9.3.2.5.1 If the recovery of the PAR is outside the 78 to 116% range, the analytical system is out of control. In this case, repair the problem and repeat the analysis of the sample batch, including the MS/MSD.

9.3.2.5.2 If the recovery of the PAR is within the range of 78 to 116%, dilute the sample, MS, and MSD by a factor of 2–10 (to remain within the working range of the analytical system) and re-analyze. If the results of the dilute analyses remain outside of the acceptable range, these results may not be reported for regulatory compliance purposes. In this case, choose another sample for the MS/MSD and repeat the analysis of the sample batch.

9.4 Blanks.

9.4.1 Reagent water blanks: Analyzed to demonstrate freedom from contamination.

9.4.1.1 Analyze a reagent water blank with each batch of samples. The blank must be analyzed immediately preceding calibration verification to allow for blank subtraction and to demonstrate freedom from contamination and memory effects, and must include all details of the procedure to be followed when analyzing samples.

9.4.1.2 Prepare the reagent water blank using a volume of reagent water equivalent to the volume used for sample preparation (Section 11.1). If using the micro-column procedure, adsorb the method blank using two columns, as described in Section 11. Combust the GAC from each column separately, as described in Section 11.

9.4.1.3 If the result from the blank from the batch method or the sum of the results from two columns is more than 20 µg/L, analysis of samples is halted until the source of contamination is eliminated and a blank shows no evidence of contamination at this level.

9.4.2 Nitrate-washed GAC blanks: Analyzed daily to demonstrate that the GAC is free from contamination.

9.4.2.1 Nitrate-washed GAC blank for the batch procedure: Analyze a batch nitrate-washed GAC blank by adding a scoop of dry GAC to the assembled filter apparatus containing the polycarbonate membrane and washing the GAC with the nitrate wash solution (Section 7.10) using the procedure in Section 11.2.6.

9.4.2.2 Nitrate-washed GAC blank for the column procedure: Analyze a column nitrate-washed GAC blank by assembling two carbon columns in series and washing the columns with the nitrate wash solution (Section 7.10) using the procedure in Section 11.3.4.2. Analyze the GAC in each column separately. The results of the second analysis must be within $\pm 0.2 \mu\text{g Cl}^-$ of the first. A difference greater than $0.2 \mu\text{g Cl}^-$ indicates a lack of homogeneity in the GAC that could introduce unacceptable variability. If the difference ex-

ceeds this amount, the GAC should be replaced.

9.4.3 The result for the reagent water blank (Section 9.4.1) shall not exceed the result for the nitrate wash blank (Section 9.4.2.1 or 9.4.2.2) by more than $0.5 \mu\text{g Cl}^-$.

9.5 Granular activated carbon (GAC) batch testing: Each lot number or batch of activated carbon received from a supplier is tested once before use to ensure adequate quality. Use only GAC that meets the test criteria below.

9.5.1 Contamination test: Analyze a scoop of GAC. Reject carbon if the amount of OX exceeds $1 \mu\text{g}$ ($25 \mu\text{g Cl}^-/\text{g}$).

9.5.2 Inorganic chloride adsorption test: Attempt to adsorb NaCl from 100 mL of a solution containing 100 mg/L in reagent water. Wash with nitrate solution and analyze. The amount of halide should be less than $1 \mu\text{g Cl}^-$ larger than the blank. A larger amount indicates significant uptake of inorganic chloride by the carbon. Reject carbon if the $1 \mu\text{g}$ level is exceeded.

9.6 Samples that are being used for regulatory compliance purposes shall be analyzed in duplicate.

9.6.1 The procedure for preparing duplicate sample aliquots is described in Section 11.5.

9.6.2 Calculate the RPD by following the same procedure described in Section 12.4.

9.6.3 If the RPD is greater than 20%, the analyses must be repeated.

9.6.4 If the RPD remains greater than 20%, the result may not be reported for regulatory compliance purposes.

9.7 The specifications in this method can be met if the apparatus used is calibrated properly and maintained in a calibrated state. The standards used for calibration (Section 10), calibration verification (Section 9.9), and for initial (Section 9.2.2) and ongoing (Section 9.10) precision and recovery should be identical, so that the most precise results will be obtained.

9.8 Depending on specific program requirements, field duplicates may be collected to determine the precision of the sampling technique.

9.9 At the beginning and end of each eight-hour shift during which analyses are performed, system performance and calibration are verified. Verification of system performance and calibration may be performed more frequently, if desired.

9.9.1 If performance and calibration are verified at the beginning and end of each shift (or more frequently), samples analyzed during that period are considered valid.

9.9.2 If performance and calibration are not verified at both the beginning and end of a shift (or more frequently), samples analyzed during that period must be reanalyzed.

9.9.3 If calibration is verified at the beginning of a shift, recalibration using the five standards described in Section 10.6 is not

necessary; otherwise, the instrument must be recalibrated prior to analyzing samples (Section 10).

9.9.4 Cell maintenance and other changes to the analytical system that can affect system performance may not be performed during the eight-hour (or shorter) shift.

9.10 Calibration verification and ongoing precision and recovery: Calibration and system performance are verified by the analysis of the 100 µg/L PAR standard.

9.10.1 Analyze a blank (Section 9.4) and analyze the PAR standard (Section 7.12.4) immediately thereafter at the beginning and end of each shift. Compute the concentration of organic halide in the blank and in the PAR standard using the procedures in Section 12. The blank shall be less than 2 µg Cl⁻ (20 µg/L equivalent).

9.10.2 Subtract the result for the blank from the result of the PAR standard using the procedures in Section 12, and compute the percent recovery of the blank-subtracted PAR standard. The percent recovery shall be in the range of 78 to 116%.

9.10.3 If the recovery is within this range, the analytical process is in control and analysis of blanks and samples may proceed. If, however, the recovery is not within the acceptable range, the analytical process is not in control. In this event, correct the problem and repeat the ongoing precision and recovery test (Section 9.10), or recalibrate (Sections 10.5 through 10.6).

9.10.4 If the recovery is not within the acceptable range for the PAR standard analyzed at the end of the eight-hour shift, correct the problem, repeat the ongoing precision and recovery test (Section 9.10), or recalibrate (Sections 10.5 through 10.6), and re-analyze the sample batch that was analyzed during the eight-hour shift.

9.10.5 If the recovery is within the acceptable range at the end of the shift, and samples are to be analyzed during the next eight-hour shift, the end of shift verification may be used as the beginning of shift verification for the subsequent shift, provided the next eight-hour shift begins as the first shift ends.

9.11 It is suggested but not required that the laboratory develop a statement of data quality for AOX and develop QC charts to form a graphic demonstration of method performance. Add results that pass the specification in Section 9.10.2 to initial and previous ongoing data. Develop a statement of data quality by calculating the average percent recovery (\bar{R}) and the standard deviation of percent recovery (s_r). Express the accuracy as a recovery interval from $\bar{R} - 2s_r$ to $\bar{R} + 2s_r$. For example, if $\bar{R} = 95\%$ and $s_r = 5\%$, the accuracy is 85 to 105%.

10.0 Calibration and Standardization

10.1 Assemble the OX system and establish the operating conditions necessary for analysis. Differences between various makes

and models of instruments will require different operating procedures. Laboratories should follow the operating instructions provided by the manufacturer of their particular instrument. Sensitivity, instrument detection limit, precision, linear range, and interference effects must be investigated and established for each particular instrument. Calibration is performed when the instrument is first set up and when calibration cannot be verified (Section 9.9).

10.2 Cell performance test: Inject 100 µL of the sodium chloride solution (10 µg Cl⁻; Section 7.4) directly into the titration cell electrolyte. Adjust the instrument to produce a reading of 10 µg Cl⁻.

10.3 Combustion system test: This test can be used to assure that the combustion/micro-coulometer systems are performing properly without introduction of carbon. This test should be used during initial instrument setup and when instrument performance indicates a problem with the combustion system.

10.3.1 Designate a quartz boat for use with the ammonium chloride (NH₄Cl) solution only.

10.3.2 Inject 100 µL of the NH₄Cl solution (Section 7.5) into this boat and proceed with the analysis.

10.3.3 The result shall be between 9.5 and 10.5 µg Cl⁻. If the recovery is not between these limits, the combustion or micro-coulometer systems are not performing properly. Check the temperature of the combustion system, verify that there are no leaks in the combustion system, confirm that the cell is performing properly (Section 10.2), and then repeat the test.

10.4 Trichlorophenol combustion test: This test can be used to assure that the combustion/micro-coulometer systems are performing properly when carbon is introduced. It should be used during instrument setup and when it is necessary to isolate the adsorption and combustion steps.

10.4.1 Inject 10 µL of the 1 mg/mL trichlorophenol stock solution (Section 7.12.2) onto one level scoop of GAC in a quartz boat.

10.4.2 Immediately proceed with the analysis to prevent loss of trichlorophenol and to prevent contamination of the carbon.

10.4.3 The result shall be between 9.0 and 11.0 µg Cl⁻. If the recovery is not between these limits, the combustion/micro-coulometer system shall be adjusted and the test repeated until the result falls within these limits.

10.5 Background level of Cl⁻: Determine the average background level of Cl⁻ for the entire analytical system as follows:

10.5.1 Using the procedure in Section 11 (batch or column) that will be used for the analysis of samples, determine the background level of Cl⁻ in each of three portions of reagent water. The volume of reagent

water used shall be the same as the volume used for analysis of samples.

10.5.2 Calculate the average (mean) concentration of Cl^- and the standard deviation of the concentration.

10.5.3 The sum of the average concentration plus two times the standard deviation of the concentration shall be less than 20 $\mu\text{g/L}$. If not, the water or carbon shall be replaced, or the adsorption system moved to an area free of organic halide vapors, and the test (Section 10.5) shall be repeated. Only after this test is passed may calibration proceed.

10.6 Calibration by external standard: A calibration line encompassing the calibration range is developed using solutions of 2,4,6-trichlorophenol.

10.6.1 Analyze each of the five calibration solutions (Section 7.12.3) using the procedure in Section 11 (batch or column) that will be used for the analysis of samples, and the same procedure that was used for determination of the system background (Section 10.5). Analyze these solutions beginning with the lowest concentration and proceeding to the highest. Record the response of the micro-coulometer to each calibration solution.

10.6.2 Prepare a method blank as described in Section 9.4. Subtract the value of the blank from each of the five calibration results, as described in Section 12.

10.6.3 Calibration factor (ratio of response to concentration) Using the blank subtracted results, compute the calibration factor at each calibration point, and compute the average calibration factor and the relative standard deviation (coefficient of variation; Cv) of the calibration factor over the calibration range.

10.6.4 Linearity: The Cv of the calibration factor shall be less than 20%; otherwise, the calibration shall be repeated after adjustment of the combustion/micro-coulometer

system and/or preparation of fresh calibration standards.

10.6.5 Using the average calibration factor, compute the percent recovery at each calibration point. The recovery at each calibration point shall be within the range of 80 to 111%. If any point is not within this range, a fresh calibration standard shall be prepared for that point, this standard shall be analyzed, and the calibration factor (Section 10.6.3) and calibration linearity (Section 10.6.4) shall be computed using the new calibration point. All points used in the calibration must meet the 80 to 111% recovery specification.

11.0 Procedure

11.1 Sample dilution: Many samples will contain high concentrations of halide. If analyzed without dilution, the micro-coulometer can be overloaded, resulting in frequent cell cleaning and downtime. The following guidance is provided to assist in estimating dilution levels.

11.1.1 Paper and pulp mills that employ chlorine bleaching: Samples from pulp mills that use a chlorine bleaching process may overload the micro-coulometer. To prevent system overload, the maximum volume suggested for paper industry samples that employ halide in the bleaching process is 100 mL. An adsorption volume as small as 25 mL may be used, provided the concentration of AOX in the sample can be measured reliably, as defined by the requirements in Section 9.11. To minimize volumetric error, an adsorption volume less than 25 mL may not be used. If AOX cannot be measured reliably in a 100-mL sample volume, a sample volume to a maximum of 1000 mL must be used. The sample and adsorption volumes are suggested for paper industry samples employing chlorine compounds in the bleaching process:

Paper or pulp mill stream	Sample volume (mL)*	Adsorption volume (mL)
Evaporator condensate	100.0	100
Process water	100.0	100
Pulp mill effluent	30.0	50
Paper mill effluent	10.0	25
Combined mill effluent	5.0	25
Combined bleach effluent	1.0	25
C-stage filtrate	0.5	25
E-stage filtrate	0.5	25

* Assumes dilution to final volume of 100 mL. All sample aliquots (replicates, diluted samples) must be analyzed using the same fixed final volume (sample volume plus reagent water, as needed).

11.1.2 Sample dilution procedure.

11.1.2.1 Partially fill a precleaned volumetric flask with pH <2 reagent water, allowing for the volume of sample to be added.

11.1.2.2 Mix sample thoroughly by tumbling or shaking vigorously.

11.1.2.3 Immediately withdraw the required sample aliquot using a pipet or micro-syringe.

NOTE: Because it will be necessary to rinse the pipet or micro-syringe (Section 11.1.2.5), it may be necessary to pre-calibrate the

pipet or micro-syringe to assure that the exact volume desired will be delivered.

11.1.2.4 Dispense or inject the aliquot into the volumetric flask.

11.1.2.5 Rinse the pipet or syringe with small portions of reagent water and add to the flask.

11.1.2.6 Dilute to the mark with pH <2 reagent water.

11.1.3 All samples to be reported for regulatory compliance monitoring purposes must be analyzed in duplicate, as described in Section 11.5.

11.1.4 Pulp and Paper in-process samples: The concentration of organic halide in in-process samples has been shown to be 20 to 30% greater using the micro-column adsorption technique than using the batch adsorption technique. For this reason, the micro-column technique shall be used for monitoring in-process samples. Examples of in-process samples include: combined bleach plant effluent, C-stage filtrate, and E-stage filtrate.

11.2 Batch adsorption and filtration.

11.2.1 Place the appropriate volume of sample (diluted if necessary), preserved as described in Section 8, into an Erlenmeyer flask.

11.2.2 Add 5 mL of nitrate stock solution to the sample aliquot.

11.2.3 Add one level scoop of activated carbon that has passed the quality control tests in Section 9.

11.2.4 Shake the suspension for at least one hour in a mechanical shaker.

11.2.5 Filter the suspension through a polycarbonate membrane filter. Filter by suction until the liquid level reaches the top of the carbon.

11.2.6 Wash the inside surface of the filter funnel with 25 mL (\pm 5 mL) of nitrate wash solution in several portions. After the level of the final wash reaches the top of the GAC, filter by suction until the cake is barely dry. The time required for drying should be minimized to prevent exposure of the GAC to halogen vapors in the air, but should be sufficient to permit drying of the cake so that excess water is not introduced into the combustion apparatus. A drying time of approximately 10 seconds under vacuum has been shown to be effective for this operation.

11.2.7 Carefully remove the top of the filter holder, making sure that no carbon is lost. This operation is most successfully performed by removing the clamp, tilting the top of the filter holder (the funnel portion) to one side, and lifting upward.

11.2.8 Using a squeeze bottle or micro-syringe, rapidly rinse the carbon from the inside of the filter holder onto the filter cake using small portions of wash solution. Allow the cake to dry under vacuum for no more than 10 seconds after the final rinse. Immediately turn the vacuum off.

11.2.9 Using tweezers, carefully fold the polycarbonate filter in half, then in fourths, making sure that no carbon is lost.

11.3 Column adsorption.

11.3.1 Column preparation: Prepare a sufficient number of columns for one day's operation as follows:

11.3.1.1 In a glove box or area free from halide vapors, place a plug of Cerafelt into the end of a clean glass column.

11.3.1.2 Fill the glass column with one level scoop (approximately 40 mg) of granular activated carbon that has passed the quality control tests in Section 9.

11.3.1.3 Insert a Cerafelt plug into the open end of the column to hold the carbon in place.

11.3.1.4 Store the columns in a glass jar with PTFE lined screw-cap to prevent infiltration of halide vapors from the air.

11.3.2 Column setup.

11.3.2.1 Install two columns in series in the adsorption module.

11.3.2.2 If the sample is known or expected to contain particulates that could prevent free flow of sample through the micro-columns, a Cerafelt plug is placed in the tubing ahead of the columns. If a measurement of the OX content of the particulates is desired, the Cerafelt plug can be washed with nitrate solution, placed in a combustion boat, and processed as a separate sample.

11.3.3 Adjusting sample flow rate: Because the flow rate used to load the sample onto the columns can affect the ability of the GAC to adsorb organic halides, the flow rate of the method blank is measured, and the gas pressure used to process samples is adjusted accordingly. The flow rate of the blank, which is composed of acidified reagent water and contains no particulate matter, should be greater than the flow rate of any sample containing even small amounts of particulate matter.

11.3.3.1 Fill the sample reservoir with the volume of reagent water chosen for the analysis (Section 9.4.1.2) that has been preserved and acidified as described in Section 8. Cap the reservoir.

11.3.3.2 Adjust the gas pressure per the manufacturer's instructions. Record the time required for the entire volume of reagent water to pass through both columns. The flow rate must not exceed 3 mL/min over the duration of the time required to adsorb the volume. If this flow rate is exceeded, adjust gas pressure, prepare another blank, and repeat the adsorption.

11.3.3.3 Once the flow rate for the blank has been established, the same adsorption conditions must be applied to all subsequent samples during that eight-hour shift, or until another method blank is processed, whichever comes first. To aid in overcoming breakthrough problems, a lower gas pressure (and, therefore, flow rate) may be used for

processing of samples, if desired. If the sample adsorption unit is disassembled or cleaned, the flow rate must be checked before processing additional samples.

11.3.3.4 Elute the pair of columns with 2 mL of nitrate wash solution. The flow rate of nitrate wash solution must not exceed 3 mL/min.

11.3.3.5 Separate the columns and mark for subsequent analysis.

11.3.4 The adsorption of sample volumes is performed in a similar fashion. Fill the sample reservoir with the sample volume chosen for the analysis (Section 11.1), that has been preserved as described in Section 8. All analyses must be performed with this volume (sample volume plus reagent water, as needed) in order to maintain a flow rate no greater than that determined for the blank (see Section 11.3.3).

11.3.4.1 Use the same gas pressure for sample adsorption as is used for the blank.

11.3.4.2 Elute the columns with 2 mL of the nitrate wash solution.

11.3.4.3 Separate the columns and mark for subsequent analysis.

11.3.5 If it is desirable to make measurements at levels lower than can be achieved with the sample volume chosen, or if the instrument response of an undiluted sample is less than three times the instrument response of the blank (Section 12.6.3), a larger sample volume must be used.

11.4 Combustion and titration.

11.4.1 Polycarbonate filter and GAC from batch adsorption.

11.4.1.1 Place the folded polycarbonate filter containing the GAC in a quartz combustion boat, close the airtight, and proceed with the automated sequence.

11.4.1.2 Record the signal from the micro-coulometer for a minimum integration time of 10 minutes and determine the concentration of Cl^- from calibration data, per Section 12.

11.4.2 Columns from column adsorption.

11.4.2.1 Using the push rod, push the carbon and the Cerafelt plug(s) from the first column into a combustion boat. Proceed with the automated sequence.

11.4.2.2 Record the signal from the micro-coulometer for a minimum integration time of 10 minutes and determine the concentration of Cl^- for the first column from calibration data, per Section 12.

11.4.2.3 Repeat the automated sequence with the second column.

11.4.2.4 Determine the extent of breakthrough of organic halides from the first column to the second column, as described in Section 12.

11.4.3 The two columns that are used for the method blank must be combusted separately, as is done for samples. 11.5 Duplicate sample analysis: All samples to be reported for regulatory compliance purposes must be analyzed in duplicate. This requirement ap-

plies to both the batch and column adsorption procedures. In addition, if it is necessary to dilute the sample for the purposes of reducing breakthrough or maintaining the concentration within the calibration range, a more or less dilute sample must be analyzed. The adsorption volumes used for analysis of undiluted samples, diluted samples, and all replicates must be the same as the volume used for QC tests and calibration (Sections 9 and 10).

11.5.1 Using results from analysis of one sample volume (Section 11.4) and the procedure in Section 11.1.2, determine if the dilution used was within the calibration range of the instrument and/or if breakthrough exceeded the specification in Section 12.3.1. If the breakthrough criterion was exceeded or the sample was not within the calibration range, adjust the dilution volume as needed. If the breakthrough criterion was not exceeded and the sample dilution was within the calibration range, a second volume at the same dilution level may be used.

11.5.2 Adsorb the sample using the same technique (batch or column) used for the first sample volume. Combust the GAC from the second volume as described in Section 11.4, and calculate the results as described in Section 12. Compare the results of the two analyses as described in Section 12.4.

11.5.3 Duplicate analyses are not required for method blanks, as different dilution levels are not possible.

11.5.4 Duplicate analyses of the PAR standard used for calibration verification (Section 9.10) are not required.

12.0 Data Analysis and Calculations

12.1 Batch Adsorption Method: Calculate the blank-subtracted concentration of adsorbable organic halide detected in each sample (in micrograms of chloride per liter) using the following equation:

$$\text{AOX}(\mu\text{g/L}) = \frac{(\text{C} - \text{B})}{\text{V}}$$

Where:

C = $\mu\text{g Cl}^-$ from micro-coulometer for the sample

B = $\mu\text{g Cl}^-$ from micro-coulometer for the reagent water blank (Section 9.4.1)

V = volume of sample in liters

This calculation is performed for each of the two dilution levels analyzed for each sample.

12.2 Column Adsorption Method: Calculate the blank-subtracted concentration of adsorbable organic halide detected in each sample (in micrograms of chloride per liter) using the following equation:

$$\text{AOX}(\mu\text{g/L}) = \frac{[(C_1 + C_2) - (B_1 + B_2)]}{V}$$

C_1 = $\mu\text{g Cl}^-$ from micro-coulometer for first column from the sample

C_2 = $\mu\text{g Cl}^-$ from micro-coulometer for second column from the sample

B_1 = μg from micro-coulometer for first column from the reagent water blank (Section 9.4.1)

B_2 = $\mu\text{g Cl}^-$ from micro-coulometer for second column from the reagent water blank (Section 9.4.1)

V = volume of sample in liters

12.3 Percent breakthrough: For each sample analyzed by the column method, calculate the percent breakthrough of halide from the first column to the second column, using the following equation:

$$\% \text{ Breakthrough} = \frac{(C_2 - B_2)(100)}{[(C_1 - B_1) + (C_2 - B_2)]}$$

12.3.1 For samples to be reported for regulatory compliance purposes, the percent breakthrough must be less than or equal to 25% for both of the two analyses performed on each sample (see Section 11.5).

12.3.2 If the breakthrough exceeds 25%, dilute the affected sample further, maintaining the amount of halide at least three times higher than the level of blank, and reanalyze the sample. Ensure that the sample is also analyzed at a second level of dilution that is at least a factor of 2 different (and still higher than three times the blank).

12.4 Relative percent difference (RPD): Calculate the relative percent difference between the results of the two analyses of each sample, using the following equation:

$$\text{RPD} = \frac{200|(AOX_1 - AOX_2)|}{[(AOX_1 + AOX_2)]}$$

12.5 High concentrations of AOX: If the amount of halide from either analysis exceeds the calibration range, dilute the sample and reanalyze, maintaining at least a factor of 2 difference in the dilution levels of the two portions of the sample used.

12.6 Low concentrations of AOX: The blank-subtracted final result from the batch procedure or the sum of the blank-subtracted results from the two carbon columns should be significantly above the level of the blank.

12.6.1 If the instrument response for a sample exceeds the instrument response for the blank by a factor of at least 3, the result is acceptable.

12.6.2 If the instrument response for a sample is less than three times the instrument response for the blank, and the sample

has been diluted, analyze a less dilute aliquot of sample.

12.6.3 If the instrument response of an undiluted sample containing AOX above the minimum level is less than three times the instrument response for the blank, the result is suspect and may not be used for regulatory compliance purposes. In this case, find the cause of contamination, correct the problem, and reanalyze the sample under the corrected conditions.

12.7 Report results that meet all of the specifications in this method as the mean of the blank-subtracted values from Section 12.1 or 12.2 for the two analyses at different dilution levels, in $\mu\text{g/L}$ of Cl^- (not as 2,4,6-trichlorophenol), to three significant figures. Report the RPD of the two analyses. For samples analyzed by the column procedure, also report the percent breakthrough.

13.0 Method Performance

The specifications contained in this method are based on data from a single laboratory and from a large-scale study of the pulp and paper industry.

14.0 Pollution Prevention

14.1 The solvents used in this method pose little threat to the environment when recycled and managed properly.

14.2 Standards should be prepared in volumes consistent with laboratory use to minimize the volume of expired standards to be disposed.

15.0 Waste Management

15.1 It is the laboratory's responsibility to comply with all federal, state, and local regulations governing waste management, particularly the hazardous waste identification rules and land disposal restrictions, and to protect the air, water, and land by minimizing and controlling all releases from fume hoods and bench operations. Compliance with all sewage discharge permits and regulations is also required.

15.2 Samples preserved with HCl or H_2SO_4 to $\text{pH} < 2$ are hazardous and must be neutralized before being disposed, or must be handled as hazardous waste. Acetic acid and silver acetate solutions resulting from cell flushing must be disposed of in accordance with all applicable federal, state, and local regulations.

15.3 For further information on waste management, consult "The Waste Management Manual for Laboratory Personnel," and "Less is Better: Laboratory Chemical Management for Waste Reduction," both available from the American Chemical Society's Department of Government Relations and Science Policy, 1155 16th Street NW., Washington, DC 20036.

16.0 References

16.1 "Total Organic Halide, Methods 450.1—Interim," Prepared by Stephen Billets and James J. Lichtenberg, USEPA, Office of Research and Development, Physical and Chemical Methods Branch, EMSL-Cincinnati, Cincinnati, OH 45268, EPA 600/4-81-056 (1981).

16.2 Method 9020, USEPA Office of Solid Waste, "Test Methods for Evaluating Solid Waste, SW-846," Third Edition, 1987.

16.3 "Determination of Adsorbable Organic Halogens (AOX)," "German Standard Methods for the Analysis of Water, Waste Water and Sludge—General Parameters of Effects and Substances," Deutsche Industrie Norm (DIN) Method 38 409, Part 14, DIN German Standards Institute, Beuth Verlag, Berlin, Germany (1987).

16.4 "Water Quality: Determination of Adsorbable Organic Halogens (AOX)," International Organization for Standard/Draft International Standardization (ISO/DIS) Method 9562 (1988).

16.5 "Organically Bound Chlorine by the AOX Method," SCAN-W 9:89, Secretariat, Scandinavian Pulp, Paper and Board Testing Committee, Box 5604, S-11486, Stockholm, Sweden (1989).

16.6 Method 5320, "Dissolved Organic Halogen," from "Standard Methods for the

Examination of Water and Wastewater," 5320, American Public Health Association, 1015 15th St. NW, Washington, DC 20005 (1989).

16.7 "Canadian Standard Method for the Determination of Adsorbable Organic Halides (AOX) in Waters and Wastewaters," Environment Canada and The Canadian Pulp and Paper Association (1990).

16.8 40 CFR part 136, appendix B.

16.9 "Working with Carcinogens," DHEW, PHS, CDC, NIOSH, Publication 77-206, (Aug 1977).

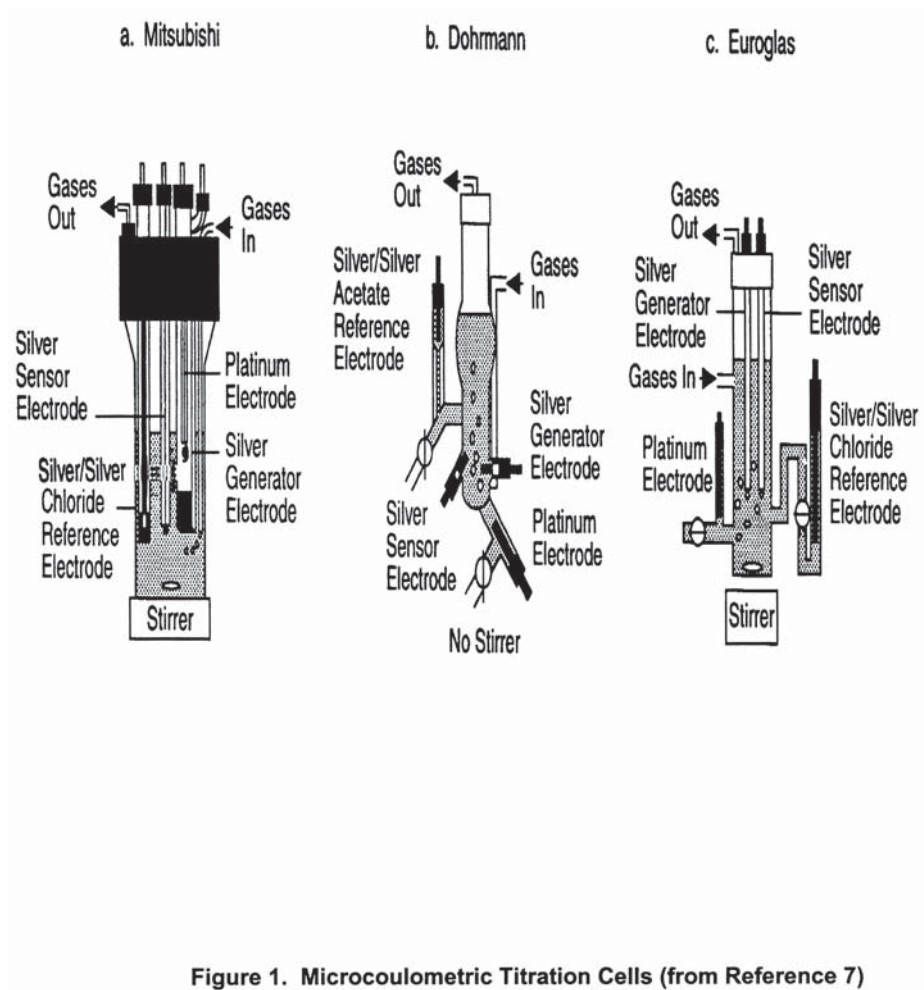
16.10 "OSHA Safety and Health Standards, General Industry" OSHA 2206, 29 CFR 1910 (Jan 1976).

16.11 "Safety in Academic Chemistry Laboratories," ACS Committee on Chemical Safety (1979).

16.12 "Methods 330.4 and 330.5 for Total Residual Chlorine," USEPA, EMSL-Cincinnati, Cincinnati, OH 45268, EPA-4-79-020 (March 1979).

16.13 "Validation of Method 1650: Determination of Organic Halide," Analytical Technologies Inc., ERCE Contract 87-3410, November 15, 1990. Available from the EPA Sample Control Center, DynCorp, 300 N. Lee St., Alexandria, VA 22314 (703-519-1140).

17.0 Figures



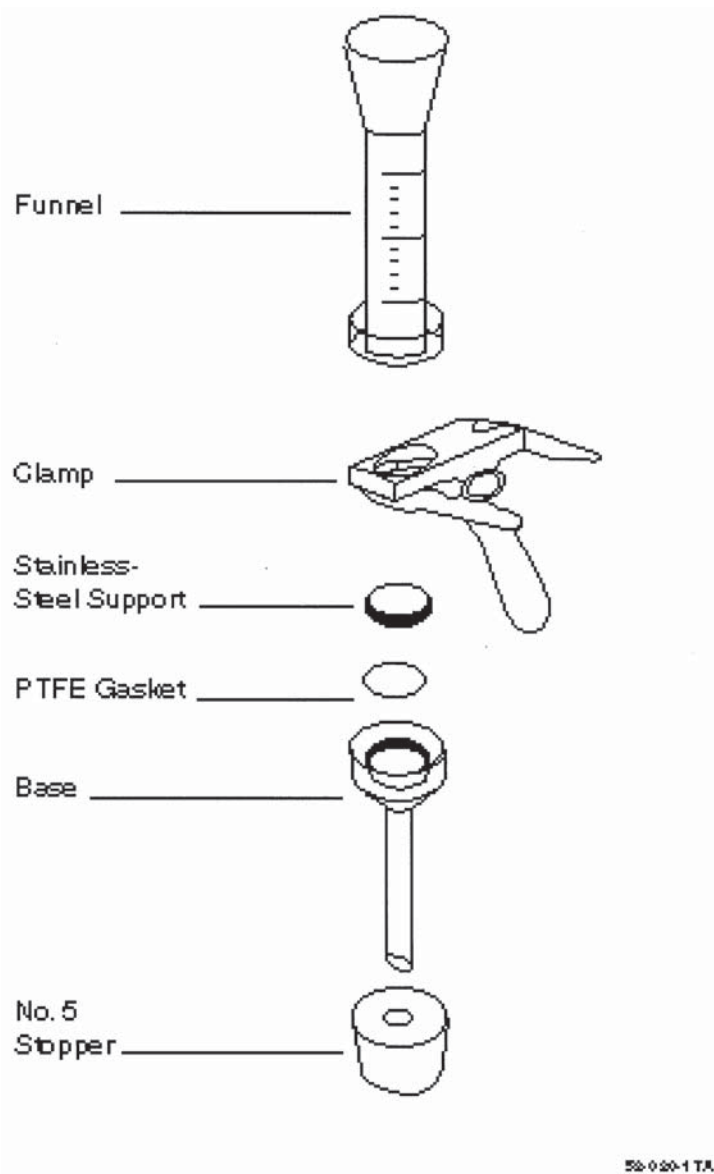
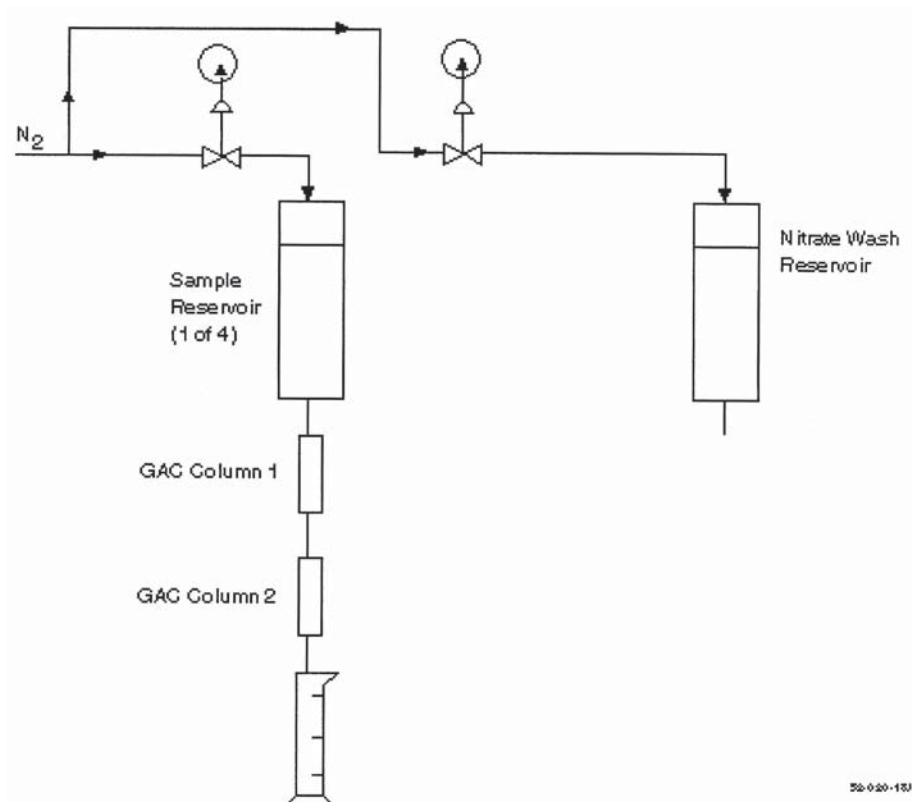
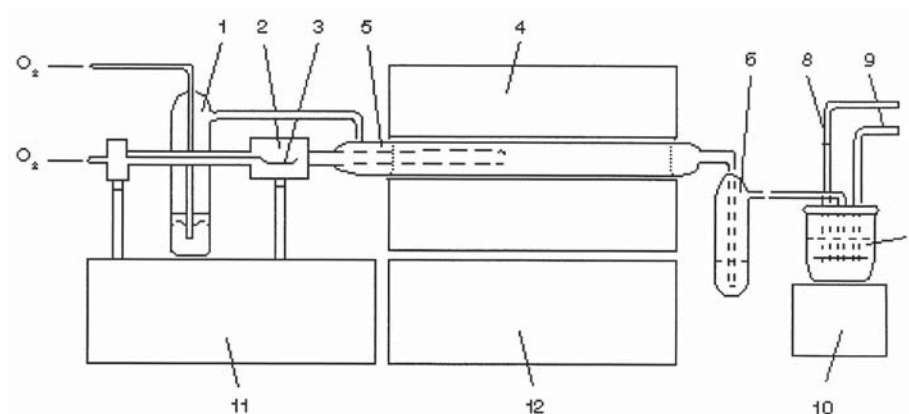


Figure 2. Filter Apparatus

**Figure3. Schematic of the Column Adsorption System**



1. Stripping Device
2. Sample inlet for AOX
3. AOX Sample
4. Furnace
5. Combustion Tube
6. Absorber filled with H_2SO_4
7. Titration cell
8. Working electrodes
9. Measuring electrodes
10. Stirrer
11. Titration micro-processor
12. Gas flow and temperature control device

5b-020-2-01

Figure 4. Schematic of an AOX Apparatus

18.0 Glossary of Definitions and Purposes

These definitions and purposes are specific to this method but have been conformed to common usage as much as possible.

18.1 Units of weight and measure and their abbreviations.

18.1.1 Symbols.

°C degrees Celsius
 µg microgram
 µL microliter
 < less than
 > greater than
 % percent

18.1.2 Alphabetical characters.

cm centimeter
 g gram
 h hour
 ID inside diameter
 in inch
 L liter
 m meter
 mg milligram
 min minute
 mL milliliter
 mm millimeter

N normal; gram molecular weight of solute divided by hydrogen equivalent of solute, per liter of solution
 OD outside diameter
 ppb part-per-billion
 ppm part-per-million
 ppt part-per-trillion
 psig pounds-per-square inch gauge
 v/v volume per unit volume
 w/v weight per unit volume

18.2 Definitions and acronyms (in alphabetical order).

Analyte: AOX tested for by this method.

Calibration standard (CAL): A solution prepared from a secondary standard and/or stock solution which is used to calibrate the response of the instrument with respect to analyte concentration.

Calibration verification standard (VER): The mid-point calibration standard (CS3) that is used to verify calibration.

Field blank: An aliquot of reagent water or other reference matrix that is placed in a sample container in the laboratory or the field, and treated as a sample in all respects, including exposure to sampling site conditions, storage, preservation, and all analytical procedures. The purpose of the field blank is to determine if the field or sample transporting procedures and environments have contaminated the sample.

IPR: Initial precision and recovery; four aliquots of the diluted PAR standard analyzed to establish the ability to generate acceptable precision and accuracy. An IPR is performed prior to the first time this method is used and any time the method or instrumentation is modified.

Laboratory blank: See Method blank.

Laboratory control sample (LCS): See Ongoing precision and recovery sample (OPR).

Laboratory reagent blank: See Method blank.

May: This action, activity, or procedural step is neither required nor prohibited.

May not: This action, activity, or procedural step is prohibited.

Method blank: An aliquot of reagent water that is treated exactly as a sample including exposure to all glassware, equipment, solvents, reagents, internal standards, and surrogates that are used with samples. The method blank is used to determine if analytes or interferences are present in the laboratory environment, the reagents, or the apparatus.

Minimum level (ML): The level at which the entire analytical system must give a recognizable signal and acceptable calibration point for the analyte. It is equivalent to the concentration of the lowest calibration standard, assuming that all method-specified sample weights, volumes, and cleanup procedures have been employed.

Must: This action, activity, or procedural step is required.

OPR: Ongoing precision and recovery standard; a laboratory blank spiked with a known quantity of analyte. The OPR is analyzed exactly like a sample. Its purpose is to assure that the results produced by the laboratory remain within the limits specified in this method for precision and recovery.

PAR: Precision and recovery standard; secondary standard that is diluted and spiked to form the IPR and OPR.

Preparation blank: See Method blank.

Primary dilution standard: A solution containing the specified analytes that is purchased or prepared from stock solutions and diluted as needed to prepare calibration solutions and other solutions.

Quality control check sample (QCS): A sample containing all or a subset of the analytes at known concentrations. The QCS is obtained from a source external to the laboratory or is prepared from a source of standards different from the source of calibration standards. It is used to check laboratory performance with test materials prepared external to the normal preparation process.

Reagent water: Water demonstrated to be free from the analyte of interest and potentially interfering substances at the method detection limit for the analyte.

Relative standard deviation (RSD): The standard deviation multiplied by 100, divided by the mean.

RSD: See Relative standard deviation.

Should: This action, activity, or procedural step is suggested but not required.

Stock solution: A solution containing an analyte that is prepared using a reference material traceable to EPA, the National Institute of Science and Technology (NIST), or a source that will attest to the purity and authenticity of the reference material.

VER: See Calibration verification standard.

Method 1653—Chlorinated Phenolics in Wastewater by In Situ Acetylation and GCMS

1.0 Scope and Application

1.1 This method is for determination of chlorinated phenolics (chlorinated phenols, guaiacols, catechols, vanillins, syringaldehydes) and other compounds associated with the Clean Water Act; the Resource Conservation and Recovery Act; and the Comprehensive Environmental Response, Compensation, and Liability Act; and that are amenable to in situ acetylation, extraction, and analysis by capillary column gas chromatography/mass spectrometry (GCMS). This method is based on existing methods for determination of chlorophenolics in pulp and paper industry wastewaters (References 1 and 2).

1.2 The chemical compounds listed in Table 1 may be determined in waters and, specifically, in in-process streams and

wastewaters associated with the pulp and paper industry. The method is designed to meet the survey and monitoring requirements of the Environmental Protection Agency (EPA).

1.3 The detection limit of this method is usually dependent on the level of interferences rather than instrumental limitations. The method detection limits (MDLs) in Table 2 typify the minimum quantity that can be detected with no interferences present.

1.4 The GCMS portions of this method are for use only by persons experienced with GCMS or under the close supervision of such qualified persons. Laboratories unfamiliar with analyses of environmental samples by GCMS should run the performance tests in Reference 3 before beginning.

1.5 Any modification of the method beyond those expressly permitted is subject to the application and approval of alternative test procedures under 40 CFR parts 136.4 and 136.5.

2.0 Summary of Method

2.1 A 1000-mL aliquot of water is spiked with stable isotopically labeled analogs of the compounds of interest and an internal standard. The solution is adjusted to neutral pH, potassium carbonate buffer is added, and the pH is raised to 9-11.5. The chlorophenolics are converted in situ to acetates by the addition of acetic anhydride. After acetylation, the solution is extracted with hexane. The hexane is concentrated to a final volume of 0.5 mL, an instrument internal standard is added, and an aliquot of the concentrated extract is injected into the gas chromatograph (GC). The compounds are separated by GC and detected by a mass spectrometer (MS). The labeled compounds and internal standard serve to correct the variability of the analytical technique.

2.2 Identification of a pollutant (qualitative analysis) is performed by comparing the relative retention time and mass spectrum to that of an authentic standard. A compound is identified when its relative retention time and mass spectrum agree.

2.3 Quantitative analysis is performed in one of two ways by GCMS using extracted ion-current profile (EICP) areas: (1) For those compounds listed in Table 1 for which standards and labeled analogs are available, the GCMS system is calibrated and the compound concentration is determined using an isotope dilution technique; (2) for those compounds listed in Table 1 for which authentic standards but no labeled compounds are available, the GCMS system is calibrated and the compound concentration is determined using an internal standard technique.

2.4 Quality is assured through reproducible calibration and testing of the extraction and GCMS systems.

3.0 Definitions

3.1 Chlorinated phenolics are the chlorinated phenols, guaiacols, catechols, vanillins, syringaldehydes and other compounds amenable to in situ acetylation, extraction, and determination by GCMS using this method.

3.2 Definitions for other terms used in this method are given in the glossary at the end of the method (Section 20.0).

4.0 Interferences

4.1 Solvents, reagents, glassware, and other sample processing hardware may yield artifacts and/or elevated baselines, causing misinterpretation of chromatograms and spectra. All materials used in the analysis shall be demonstrated to be free from interferences under the conditions of analysis by running method blanks initially and with each sample batch (samples started through the extraction process on a given eight-hour shift, to a maximum of 20). Specific selection of reagents and purification of solvents by distillation in all-glass systems may be required. Glassware and, where possible, reagents are cleaned by using solvent rinse and baking at 450 °C for a minimum of one hour.

4.2 Interferences co-extracted from samples will vary considerably from source to source, depending on the diversity of the site being sampled. Industry experience suggests that high levels of non-chlorinated phenols may cause poor recovery of the compounds of interest, particularly in samples collected in the vicinity of a source of creosote, such as a wood-preserving plant (Reference 1).

4.3 The internal standard, 3,4,5-trichlorophenol, has been reported to be an anaerobic degradation product of 2,3,4,5-tetrachlorophenol and/or pentachlorophenol (Reference 1). When an interference with this or another compound occurs, labeled pentachlorophenol or another labeled compound may be used as an alternative internal standard; otherwise, the internal standards and reference compounds must be used as specified in this method.

4.4 Blank contamination by pentachlorophenol has been reported (Reference 1) to be traceable to potassium carbonate; it has also been reported that this contamination may be removed by baking overnight at 400 to 500 °C.

4.5 Catechols are susceptible to degradation by active sites on injection port liners and columns, and are subject to oxidation to the corresponding chloro-o-benzoquinones (Reference 2). A small amount of ascorbic acid may be added to samples to prevent auto-oxidation (Reference 2; also see Section 11.1.6). For pulp and paper industry samples, ascorbic acid may be added to treated effluent samples only.

5.0 Safety

5.1 The toxicity or carcinogenicity of each compound or reagent used in this method has not been precisely determined; however, each chemical compound should be treated as a potential health hazard. Exposure to these compounds should be reduced to the lowest possible level. The laboratory is responsible for maintaining a current awareness file of OSHA regulations regarding the safe handling of the chemicals specified in this method. A reference file of materials safety data sheets (MSDSs) should be made available to all personnel involved in these analyses. Additional information on laboratory safety can be found in References 4 through 6.

5.2 Samples may contain high concentrations of toxic compounds, and should be handled with gloves and a hood opened to prevent exposure.

6.0 Equipment and Supplies

NOTE: Brand names, suppliers, and part numbers are for illustrative purposes only. No endorsement is implied. Equivalent performance may be achieved using apparatus and materials other than those specified here, but demonstration of equivalent performance that meets the requirements of this method is the responsibility of the laboratory.

6.1 Sampling equipment for discrete or composite sampling.

6.1.1 Sample bottles and caps.

6.1.1.1 Sample bottle: Amber glass, 1000-mL minimum, with screw-cap. If amber bottles are not available, samples shall be protected from light.

6.1.1.2 Bottle caps: Threaded to fit sample bottles. Caps shall be lined with PTFE.

6.1.1.3 Cleaning bottles: Detergent water wash, cap with aluminum foil, and bake at 450 °C for a minimum of one hour before use.

6.1.1.4 Cleaning liners: Detergent water wash, reagent water (Section 7.4) and solvent rinse, and bake at approximately 200 °C for a minimum of 1 hour prior to use.

6.1.1.5 Bottles and liners must be lot-certified to be free of chlorophenolics by running blanks according to this method. If blanks from bottles and/or liners without cleaning or with fewer cleaning steps show no detectable chlorophenolics, the bottle and liner cleaning steps that do not eliminate chlorophenolics may be omitted.

6.1.2 Compositing equipment: Automatic or manual compositing system incorporating glass containers cleaned per bottle cleaning procedure above. Sample containers are kept at 0 to 4 °C during sampling. Glass or PTFE tubing only shall be used. If the sampler uses a peristaltic pump, a minimum length of compressible silicone rubber tubing may be used in the pump only. Before use, the tubing shall be thoroughly rinsed with meth-

anol, followed by repeated rinsing with reagent water (Section 7.4) to minimize sample contamination. An integrating flow meter is used to collect proportional composite samples.

6.2 Extraction apparatus.

6.2.1 Bottle or beaker: 1500-to 2000-mL capacity.

6.2.2 Separatory funnel: 500-to 2000-mL, glass, with PTFE stopcock.

6.2.3 Magnetic stirrer: Corning Model 320, or equivalent, with stirring bar.

6.3 Polyethylene gloves: For handling samples and extraction equipment (Fisher 11-394-110-B, or equivalent).

6.4 Graduated cylinders: 1000-mL, 100-mL, and 10-mL nominal.

6.5 Centrifuge: Capable of accepting 50-mL centrifuge tubes and achieving 3000 RPM.

6.5.1 Centrifuge tubes.

6.5.1.1 35-mL nominal, with PTFE-lined screw-cap.

6.5.1.2 15-mL nominal, conical graduated, with ground-glass stopper.

6.6 Concentration apparatus.

6.6.1 Kuderna-Danish (K-D) concentrator tube: 10-mL, graduated (Kontes K-570050-1025, or equivalent) with calibration verified. Ground-glass stopper (size 19/22 joint) is used to prevent evaporation of extracts.

6.6.2 Kuderna-Danish (K-D) evaporation flask: 1000-mL (Kontes K-570001-1000, or equivalent), attached to concentrator tube with springs (Kontes K-662750-0012).

6.6.3 Snyder column: Three-ball macro (Kontes K-503000-0232, or equivalent).

6.6.4 Snyder column: Two-ball micro (Kontes K-469002-0219, or equivalent).

6.6.5 Boiling chips: Approximately 10/40 mesh, extracted with methylene chloride and baked at 450 °C for a minimum of one hour.

6.6.6 Nitrogen evaporation apparatus: Equipped with a water bath controlled at 35 to 40 °C (N-Evap, Organomation Associates, Inc., South Berlin, MA, or equivalent), installed in a fume hood. This device may be used in place of the micro-Snyder column concentrator in Section 6.6.4 above.

6.7 Water bath: Heated, with concentric ring cover, capable of temperature control (± 2 °C), installed in a fume hood.

6.8 Sample vials: Amber glass, 1- to 3-mL, with PTFE-lined screw-cap.

6.9 Balances.

6.9.1 Analytical: Capable of weighing 0.1 mg.

6.9.2 Top loading: Capable of weighing 10 mg.

6.10 pH meter.

6.11 Gas chromatograph: Shall have splitless or on-column injection port for capillary column, temperature program with 50 °C hold, and shall meet all of the performance specifications in Section 9.

6.12 Gas chromatographic column: 30 m (± 5 m) \times 0.25 mm (± 0.02 mm) I.D. \times 0.25 micron, 5% phenyl, 94% methyl, 1% vinyl silicone bonded-phase fused-silica capillary column (J & W DB-5, or equivalent).

6.13 Mass spectrometer: 70 eV electron impact ionization, shall repetitively scan from 42 to 450 amu in 0.95 to 1.00 second, and shall produce a unit resolution (valleys between m/z 441–442 less than 10% of the height of the 441 peak), background-corrected mass spectrum from 50 ng decafluorotriphenylphosphine (DFTPP) introduced through the GC inlet. The spectrum shall meet the mass-intensity criteria in Table 3 (Reference 7). The mass spectrometer shall be interfaced to the GC such that the end of the capillary column terminates within 1 cm of the ion source, but does not intercept the electron or ion beams. All portions of the column which connect the GC to the ion source shall remain at or above the column temperature during analysis to preclude condensation of less volatile compounds.

6.14 Data system: Shall collect and record MS data, store mass-intensity data in spectral libraries, process GCMS data, generate reports, and compute and record response factors.

6.14.1 Data acquisition: Mass spectra shall be collected continuously throughout the analysis and stored on a mass storage device.

6.14.2 Mass spectral libraries: User-created libraries containing mass spectra obtained from analysis of authentic standards shall be employed to reverse search GCMS runs for the compounds of interest (Section 10.2).

6.14.3 Data processing: The data system shall be used to search, locate, identify, and quantify the compounds of interest in each GCMS analysis. Software routines shall be employed to compute retention times, and to compute peak areas at the m/z 's specified (Table 4). Displays of spectra, mass chromatograms, and library comparisons are required to verify results.

6.14.4 Response factors and multi-point calibrations: The data system shall be used to record and maintain lists of response factors (response ratios for isotope dilution) and multi-point calibration curves (Section 10). Computations of relative standard deviation (coefficient of variation) are used for testing calibration linearity. Statistics on initial (Section 9.3.2) and ongoing (Section 9.6) performance shall be computed and maintained.

7.0 Reagents and Standards

7.1 Reagents for adjusting sample pH.

7.1.1 Sodium hydroxide: Reagent grade, 6 N in reagent water.

7.1.2 Sulfuric acid: Reagent grade, 6 N in reagent water.

7.2 Reagents for sample preservation.

7.2.1 Sodium thiosulfate ($\text{Na}_2\text{S}_2\text{O}_3$) solution (1 N): Weigh 79 g $\text{Na}_2\text{S}_2\text{O}_3$ in a 1-L volu-

metric flask and dilute to the mark with reagent water.

7.2.2 Ascorbic acid solution: Prepare a solution of ascorbic acid in reagent water at a concentration of 0.1 g/mL. This solution must be prepared fresh on each day when derivatizations will be performed. Therefore, do not prepare more than will be used that day. (A 50-mL volume is sufficient for ten analyses).

7.3 Solvents: Hexane, acetone, and methanol. Distilled in glass (Burdick and Jackson, or equivalent).

7.4 Reagent water: Water in which the compounds of interest and interfering compounds are not detected by this method.

7.5 Reagents for derivatization.

7.5.1 Potassium carbonate (K_2CO_3).

7.5.1.1 Purification: Spread in a shallow baking dish, heat overnight at 400 to 500 °C.

7.5.1.2 Solution: Dissolve 150 g purified K_2CO_3 in 250 mL reagent water.

7.5.2 Acetic anhydride: Redistilled reagent grade.

7.6 Analytical standards.

7.6.1 Derivatization: Because the chlorinated phenolics are determined as their acetate derivatives after *in situ* acetylation, the method requires that the calibration standards be prepared by spiking the underivatized materials into reagent water and carrying the spiked reagent water aliquot through the entire derivatization and extraction procedure that is applied to the field samples.

7.6.2 Standard solutions: Purchased as solutions or mixtures with certification to their purity, concentration, and authenticity, or prepared from materials of known purity and composition. If chemical purity of a compound is 98% or greater, the weight may be used without correction to compute the concentration of the standard. When not being used, standards are stored in the dark at -20 to -10 °C in screw-capped vials with PTFE-lined lids. A mark is placed on the vial at the level of the solution so that solvent evaporation loss can be detected. The vials are brought to room temperature prior to use.

7.6.3 If the chemical purity of any standard does not meet the 98% requirement above, the laboratory must correct all calculations, calibrations, etc., for the difference in purity.

7.7 Preparation of stock solutions: Prepare chlorovanillins and chlorosyringaldehydes in acetone, as these compounds are subject to degradation in methanol. Prepare the remaining chlorophenolics in methanol. Prepare all standards per the steps below. Observe the safety precautions in Section 5.

7.7.1 Dissolve an appropriate amount of assayed reference material in a suitable solvent. For example, weigh 50 mg (± 0.1 mg) of pentachlorophenol in a 10-mL ground-glass-

stoppered volumetric flask and fill to the mark with methanol. After the pentachlorophenol is completely dissolved, transfer the solution to a 15-mL vial with PTFE-lined cap.

7.7.2 Stock solutions should be checked for signs of degradation prior to the preparation of calibration or performance test standards and shall be replaced after six months, or sooner if comparison with quality control check standards indicates a change in concentration.

7.8 Labeled compound spiking solution: From stock solutions prepared as above, or from mixtures, prepare one spiking solution to contain the labeled chlorovanillin in acetone and a second spiking solution to contain the remaining chlorophenolics, including the 3,4,5-trichlorophenol sample matrix internal standard (SMIS), in methanol. The labeled compounds and SMIS are each at a concentration of 12.5 µg/mL.

7.9 Secondary standards for calibration: Using stock solutions (Section 7.7), prepare one secondary standard containing the chlorovanillins and chlorsyringaldehydes listed in Table 1 in acetone and a second secondary standard containing the remaining chlorophenolics in methanol. The monochlorinated phenol, guaiacol, and catechol are included at a concentration of 25 µg/mL; the trichlorinated catechols, tetrachlorinated guaiacol and catechol, pentachlorophenol, 5,6-dichlorovanillin, and 2,6-dichlorsyringaldehyde are included at a concentration of 100 µg/mL; and the remaining compounds are included at a concentration of 50 µg/mL, each in their respective solutions.

7.10 Instrument internal standard (IIS): Prepare a solution of 2,2'-difluorobiphenyl (DFB) at a concentration of 2.5 mg/mL in hexane.

7.11 DFTPP solution: Prepare a solution of DFTPP at 50 µg/mL in acetone.

7.12 Solutions for obtaining authentic mass spectra (Section 10.2): Prepare mixtures of compounds at concentrations which will assure authentic spectra are obtained for storage in libraries.

7.13 Preparation of calibration solutions.

7.13.1 Into five 1000-mL aliquots of reagent water, spike 50, 100, 200, 500 and 1000 µL of each of the two solutions in Section 7.9. Spike 1.00 mL of each of the two labeled compound spiking solutions (Section 7.8) into each of the five aliquots.

7.13.2 Using the procedure in Section 11, derivatize and extract each solution, and concentrate the extract to a final volume of 0.50 mL. This will produce calibration solutions of nominal 5, 10, 20, 50, and 100 µg/mL of the native chlorophenolics and a constant concentration of 25 µg/mL of each labeled compound and the SMIS (assuming 100% derivatization and recovery). As noted in Section 11.1.6, ascorbic acid is added to all

samples of final effluents to stabilize chlorocatechols, but is not added to samples of pulp and paper in-process wastewaters. Therefore, it is necessary to prepare separate sets of five initial calibration standards with and without the addition of ascorbic acid. Also, in the event that the laboratory is extracting final effluent samples by both the stir-bar and separatory funnel procedures (see Section 11.3), initial calibration standards should be prepared by both methods.

7.13.3 These solutions permit the relative response (labeled to unlabeled) and the response factor to be measured as a function of concentration (Sections 10.4 and 10.5).

7.13.4 The nominal 50 µg/mL standard may also be used as a calibration verification standard (see Section 9.6).

7.14 Ongoing precision and recovery (OPR) standard: Used for determination of initial (Section 9.3.2) and ongoing (Section 9.6) precision and recovery. This solution is prepared by spiking 500 µL of each the two solutions of the secondary calibration standards (Section 7.9) and 1 mL of each of the two labeled compound spiking solutions (Section 7.8) into 1000 mL of reagent water.

7.15 Stability of solutions: All standard solutions (Sections 7.7 through 7.14) shall be analyzed within 48 hours of preparation and on a monthly basis thereafter for signs of degradation. Standards will remain acceptable if the peak area at the quantitation *m/z* relative to the DFB internal standard remains within ±15% of the area obtained in the initial analysis of the standard.

8.0 Sample Collection, Preservation, and Storage

8.1 Collect samples in glass containers (Section 6.1) following conventional sampling practices (Reference 9). Aqueous samples are collected in refrigerated bottles using automatic sampling equipment.

8.2 Sample preservation.

8.2.1 Residual chlorine: If the sample contains residual chlorine, the chlorine must be reduced to eliminate positive interference resulting from continued chlorination reactions. Immediately after sampling, test for residual chlorine using the following method or an alternative EPA method (Reference 10).

8.2.1.1 Dissolve a few crystals of potassium iodide in the sample and add three to five drops of a 1% starch solution. A blue color indicates the presence of residual chlorine.

8.2.1.2 If residual chlorine is found, add 1 mL of sodium thiosulfate solution (Section 7.2.1) for each 2.5 ppm of free chlorine or until the blue color disappears.

8.2.2 Acidification: Adjust pH of all aqueous samples to <2 with sulfuric acid (Section 7.1.2). Failure to acidify samples may result in positive interferences from continued chlorination reactions.

8.2.3 Refrigeration: Maintain sample temperature at 0 to 4 °C from time of collection until extraction, and maintain extracts at a temperature of 0 to 4 °C from time of extraction until analysis.

8.3 Collect a minimum of 2000 mL of sample. This will provide a sufficient amount for all testing. Smaller amounts may be collected if the stream is known to contain high levels of chlorophenolics.

8.4 All samples must be acetylated and extracted within 30 days of collection, and must be analyzed within 30 days of acetylation. If labeled compound recoveries for a sample do not meet the acceptance criteria in Table 5 and the 30-day holding time is not met, a new sample must be collected.

9.0 Quality Control

9.1 Each laboratory that uses this method is required to operate a formal quality assurance program (Reference 8). The minimum requirements of this program consist of an initial demonstration of laboratory capability, analysis of samples spiked with labeled compounds to evaluate and document data quality, and analysis of standards and blanks as tests of continued performance. Laboratory performance is compared to established performance criteria to determine if the results of analyses meet the performance characteristics of the method.

9.1.1 DFTPP spectrum validity shall be checked at the beginning of each eight-hour shift during which analyses are performed. This test is described in Section 9.2.

9.1.2 The laboratory shall make an initial demonstration of the ability to generate acceptable results with this method. This ability is established as described in Section 9.3.

9.1.3 The laboratory is permitted to modify this method to improve separations or lower the costs of measurements, provided all performance specifications are met. Each time a modification is made to the method, the laboratory is required to repeat the procedures in Sections 10.3 and 9.3.2 to demonstrate method performance. If the detection limits for the analytes in this method will be affected by the modification, the laboratory should demonstrate that each MDL (40 CFR 136, appendix B) is less than or equal to the MDL in this method or one-third the regulatory compliance level, whichever is higher.

9.1.4 The laboratory shall spike all samples with labeled compounds and the sample matrix internal standard (SMIS) to monitor method performance. This test is described in Section 9.4. When results of these spikes indicate atypical method performance for samples, the samples are diluted to bring method performance within acceptable limits (Section 13).

9.1.5 Analyses of blanks are required to demonstrate freedom from contamination.

The procedures and criteria for analysis of a blank are described in Section 9.5.

9.1.6 The laboratory shall, on an ongoing basis, demonstrate through analysis of the ongoing precision and recovery standard (Section 7.14) that the analysis system is in control. These procedures are described in Section 9.6.

9.1.7 The laboratory shall maintain records to define the quality of data that is generated. Development of accuracy statements is described in Section 9.4.4 and 9.6.3.

9.2 DFTPP spectrum validity: Inject 1 µL of the DFTPP solution (Section 7.11) either separately or within a few seconds of injection of the OPR standard (Section 9.6) analyzed at the beginning of each shift. The criteria in Table 3 shall be met.

9.3 Initial demonstration of laboratory capability.

9.3.1 Method Detection Limit (MDL): To establish the ability to detect the analytes in this method, the laboratory should determine the MDL per the procedure in 40 CFR 136, appendix B using the apparatus, reagents, and standards that will be used in the practice of this method. MDLs less than or equal to the MDLs in Table 2 should be achieved prior to the practice of this method.

9.3.2 Initial precision and recovery (IPR): To establish the ability to demonstrate control over the analysis system and to generate acceptable precision and accuracy, the laboratory shall perform the following operations:

9.3.2.1 Derivatize, extract, concentrate, and analyze four 1000-mL aliquots of the ongoing precision and recovery standard (OPR; Section 7.14), according to the procedure in Section 11. Separate sets of IPR aliquots must be prepared with the addition of ascorbic acid and without.

9.3.2.2 Using results of the four analyses, compute the average percent recovery (\bar{X}) and the relative standard deviation of the recovery (s) for each compound, by isotope dilution for pollutants with a labeled analog, and by internal standard for pollutants with no labeled analog and for the labeled compounds and the SMIS.

9.3.2.3 For each compound, compare s and \bar{X} with the corresponding limits for initial precision and recovery in Table 5. If s and \bar{X} for all compounds meet the acceptance criteria, system performance is acceptable and analysis of blanks and samples may begin. If, however, any individual s exceeds the precision limit or any individual \bar{X} falls outside the range for recovery, system performance is unacceptable for that compound. In this event, correct the problem and repeat the test (Section 9.3.2).

9.4 Labeled compound recovery: The laboratory shall spike all samples with labeled compounds and the sample matrix internal

standard (SMIS) to assess method performance on the sample matrix.

9.4.1 Analyze each sample according to the method beginning in Section 11.

9.4.2 Compute the percent recovery (P) of the labeled compounds and the SMIS using the internal standard method (Section 14.3) with 2,2'-difluorobiphenyl as the reference compound.

9.4.3 Compare the labeled compound and SMIS recovery for each compound with the corresponding limits in Table 5. If the recovery of any compound falls outside its warning limit, method performance is unacceptable for that compound in that sample. Therefore, the sample is complex. The sample is diluted and reanalyzed per Section 13.

9.4.4 As part of the QA program for the laboratory, it is suggested, but not required, that method accuracy for samples be assessed and records maintained. After the analysis of five samples for which the labeled compounds pass the tests in Section 9.4.3, compute the average percent recovery (P) and the standard deviation of the percent recovery (sp) for the labeled compounds only. Express the accuracy assessment as a percent recovery interval from $P - 2sp$ to $P + 2sp$ for each matrix. For example, if $P = 90\%$ and $sp = 10\%$, the accuracy interval is expressed as 70 to 110%. Update the accuracy assessment for each compound on a regular basis (e.g., after each 20 to 30 new accuracy measurements).

9.5 Blanks: Reagent water blanks are analyzed to demonstrate freedom from contamination.

9.5.1 Extract and concentrate a 1000-mL reagent water blank with each sample batch (samples started through the extraction process on the same eight-hour shift, to a maximum of 20 samples). Blanks associated with samples to which ascorbic acid is added must be prepared with ascorbic acid, and blanks associated with samples to which ascorbic acid is not added must be prepared without ascorbic acid. Analyze the blank immediately after analysis of the OPR (Section 7.14) to demonstrate freedom from contamination.

9.5.2 If any of the compounds of interest (Table 1) or any potentially interfering compound is found in an aqueous blank at greater than 5 µg/L (assuming a response factor of one relative to the sample matrix internal standard for compounds not listed in Table 1), analysis of samples is halted until the source of contamination is eliminated and a blank shows no evidence of contamination at this level.

9.6 Calibration verification and ongoing precision and recovery: At the beginning of each eight-hour shift during which analyses are performed, analytical system performance is verified for all compounds. Analysis of DFTPP (Section 9.2) and the nominal 50 µg/mL OPR (Section 11.1.5) is used to verify

all performance criteria. Adjustment and/or recalibration, per Section 10, shall be performed until all performance criteria are met. Only after all performance criteria are met may samples and blanks be analyzed.

9.6.1 Analyze the extract of the OPR (Section 11.1.5) at the beginning of each eight-hour shift and prior to analysis of samples from the same batch. Alternatively, a separate calibration verification may be performed using an aliquot of the midpoint calibration standard from Section 7.13 (with a nominal concentration of 50 µg/mL). This alternative may be used to check instrument performance on failure of an OPR, or when samples extracted with an OPR aliquot are not analyzed within the same eight-hour analysis shift.

9.6.1.1 Retention times: The absolute retention time of 2,2'-difluorobiphenyl shall be within the range of 765 to 885 seconds, and the relative retention times of all pollutants and labeled compounds shall fall within the limits given in Table 2.

9.6.1.2 GC resolution: The valley height between 4,6-dichloroguaiacol and 3,4-dichloroguaiacol at m/z 192 shall not exceed 10% of the height of the taller of the two peaks.

9.6.1.3 Multiple peaks: Each compound injected shall give a single, distinct GC peak.

9.6.2 Compute the percent recovery of each pollutant (Table 1) by isotope dilution (Section 10.4) for those compounds that have labeled analogs. Compute the percent recovery of each pollutant that has no labeled analog by the internal standard method (Section 10.5), using the 3,4,5-trichlorophenol (SMIS) as the internal standard. Compute the percent recovery of the labeled compounds and the SMIS by the internal standard method, using the 2,2'-difluorobiphenyl as the internal standard.

9.6.2.1 For each compound, compare the recovery with the limits for ongoing precision and recovery in Table 5. If all compounds meet the acceptance criteria, system performance is acceptable and analysis of blanks and samples may proceed. If, however, any individual recovery falls outside of the range given, system performance is unacceptable for that compound. In this event, there may be a problem with the GCMS or with the derivatization/extraction/concentration systems.

9.6.2.2 GCMS system: To determine if the failure of the OPR test (Section 9.6.2.1) is due to instrument drift, analyze the current calibration verification extract (Section 7.13.4), calculate the percent recoveries of all compounds, and compare with the OPR recovery limits in Table 5. If all compounds meet these criteria, GCMS performance/stability is verified, and the failure of the OPR analysis is attributed to problems in the derivatization/extraction/concentration of the OPR. In this case, analysis of the sample

extracts may proceed. However, failure of any of the recovery criteria in the analysis of a sample extract requires rederivatization of that sample (Sections 13.3.1 and 13.3.2). If, however, the performance/stability of the GCMS is not verified by analysis of the calibration verification extract, the GCMS requires recalibration and all extracts associated with the failed OPR must be reanalyzed.

9.6.3 Add results that pass the specifications in Section 9.6.2.1 to initial and previous ongoing data for each compound. Update QC charts to form a graphic representation of continued laboratory performance. Develop a statement of laboratory accuracy for each pollutant and labeled compound in each matrix type (reagent water, C-stage filtrate, E-stage filtrate, final effluent, etc.) by calculating the average percent recovery (R) and the standard deviation of percent recovery (sr). Express the accuracy as a recovery interval from $R - 2sr$ to $R + 2sr$. For example, if $R = 95\%$ and $sr = 5\%$, the accuracy is 85 to 105%.

9.7 The specifications contained in this method can be met if the apparatus used is calibrated properly, then maintained in a calibrated state. The standards used for calibration (Section 10) and for initial (Section 9.3.2) and ongoing (Section 9.6) precision and recovery should be identical, so that the most precise results will be obtained. The GCMS instrument in particular will provide the most reproducible results if dedicated to the settings and conditions required for the analyses of chlorophenolics by this method.

9.8 Depending on specific program requirements, field replicates may be collected to determine the precision of the sampling technique, and spiked samples may be required to determine the accuracy of the analysis when the internal standard method is used.

10.0 Calibration and Standardization

10.1 Assemble the GCMS and establish the operating conditions in Section 12. Analyze standards per the procedure in Section 12 to demonstrate that the analytical system meets the minimum levels in Table 2, and the mass-intensity criteria in Table 3 for 50 ng DFTPP.

10.2 Mass-spectral libraries: Detection and identification of compounds of interest are dependent upon spectra stored in user-created libraries.

10.2.1 Obtain a mass spectrum of the acetyl derivative of each chlorophenolic compound (pollutant, labeled compound, and the sample matrix internal standard) by derivatizing and analyzing an authentic standard either singly or as part of a mixture in which there is no interference between closely eluting components. That only a single compound is present is determined by examination of the spectrum. Fragments not attributable to the compound under

study indicate the presence of an interfering compound.

10.2.2 Adjust the analytical conditions and scan rate (for this test only) to produce an undistorted spectrum at the GC peak maximum. An undistorted spectrum will usually be obtained if five complete spectra are collected across the upper half of the GC peak. Software algorithms designed to "enhance" the spectrum may eliminate distortion, but may also eliminate authentic m/z 's or introduce other distortion.

10.2.3 The authentic reference spectrum is obtained under DFTPP tuning conditions (Section 10.1 and Table 3) to normalize it to spectra from other instruments.

10.2.4 The spectrum is edited by removing all peaks in the m/z 42 to 45 range, and saving the five most intense mass spectral peaks and all other mass spectral peaks greater than 10% of the base peak (excluding the peaks in the m/z 42 to 45 range). The spectrum may be further edited to remove common interfering m/z 's. The spectrum obtained is stored for reverse search and for compound confirmation. 10.3 Minimum level: Demonstrate that the chlorophenolics are detectable at the minimum level (per all criteria in Section 14). The nominal 5 $\mu\text{g/mL}$ calibration standard (Section 7.13) can be used to demonstrate this performance.

10.4 Calibration with isotope dilution: Isotope dilution is used when (1) labeled compounds are available, (2) interferences do not preclude its use, and (3) the quantitation m/z (Table 4) extracted ion-current profile (EICP) area for the compound is in the calibration range. Alternative labeled compounds and quantitation m/z 's may be used based on availability. If any of the above conditions preclude isotope dilution, the internal standard calibration method (Section 10.5) is used.

10.4.1 A calibration curve encompassing the concentration range is prepared for each compound to be determined. The relative response (pollutant to labeled) vs. concentration in standard solutions is plotted or computed using a linear regression. The example in Figure 1 shows a calibration curve for phenol using phenol-d5 as the isotopic diluent. Also shown are the $\pm 10\%$ error limits (dotted lines). Relative response (RR) is determined according to the procedures described below. A minimum of five data points are employed for calibration.

10.4.2 The relative response of a pollutant to its labeled analog is determined from isotope ratio values computed from acquired data. Three isotope ratios are used in this process:

R_x = the isotope ratio measured for the pure pollutant.

R_y = the isotope ratio measured for the labeled compound.

R_m = the isotope ratio of an analytical mixture of pollutant and labeled compounds.

The m/z 's are selected such that $R_x > R_y$. If R_m is not between $2R_y$ and $0.5R_x$, the method does not apply and the sample is analyzed by the internal standard method.

10.4.3 Capillary columns sometimes separate the pollutant-labeled pair when deuterium labeled compounds are used, with the labeled compound eluted first (Figure 2). For this case,

$$R_x = \left[\frac{\text{area } m_1/z}{1} \right], \text{ at the retention time of the pollutant (RT}_2\text{).}$$

$$R_y = \left[\frac{1}{\text{area } m_2/z} \right], \text{ at the retention time of the labeled compound (RT}_1\text{).}$$

$$R_m = \left[\frac{\text{area at } m_1/z \text{ (at RT}_2\text{)}}{\text{area at } m_2/z \text{ (at RT}_1\text{)}} \right], \text{ as measured in the mixture of the pollutant and labeled compounds (Figure 2), and } RR = R_m.$$

10.4.4 When the pollutant-labeled pair is not separated (as occurs with carbon-13-labeled compounds), or when another labeled compound with interfering spectral masses overlaps the pollutant (a case which can occur with isomeric compounds), it is necessary to determine the contributions of the pollutant and labeled compound to the respective EICP areas. If the peaks are separated well enough to permit the data system or operator to remove the contributions of the compounds to each other, the equations in Section 10.4.3 apply. This usually occurs when the height of the valley between the two GC peaks at the same m/z is less than 70 to 90% of the height of the shorter of the two peaks. If significant GC and spectral overlap occur, RR is computed using the following equation:

$$RR = \frac{(R_y - R_m)(R_x + 1)}{(R_m - R_x)(R_y + 1)}$$

Where:

R_x is measured as shown in figure 3A,
 R_y is measured as shown in figure 3B,
 R_m is measured as shown in figure 3C.

For example, $R_x = 46100/4780 = 9.644$; $R_y = 2650/43600 = 0.0608$; $R_m = 49200/48300 = 1.1019$; thus, $RR = 1.114$. 10.4.5 To calibrate the analytical system by isotope dilution, analyze a 1- μ L aliquot of each of the calibration standards (Section 7.13) using the procedure in Section 12. Compute the RR at each concentration.

10.4.6 Linearity: If the ratio of relative response to concentration for any compound is constant (less than 20% coefficient of variation) over the five-point calibration range, an averaged relative response/concentration ratio may be used for that compound; otherwise, the complete calibration curve for that

compound shall be used over the five-point calibration range.

10.5 Calibration by internal standard: The method contains two types of internal standards, the sample matrix internal standard (SMIS) and the instrument internal standard (IIS), and they are used for different quantitative purposes. The 3,4,5-trichlorophenol sample matrix internal standard (SMIS) is used for measurement of all pollutants with no labeled analog and when the criteria for isotope dilution (Section 10.4) cannot be met. The 2,2'-difluorobiphenyl instrument internal standard (IIS) is used for determination of the labeled compounds and the SMIS. The results are used for intralaboratory statistics (Sections 9.4.4 and 9.6.3).

10.5.1 Response factors: Calibration requires the determination of response factors (RF) for both the pollutants with no labeled analog and for the labeled compounds and the SMIS. The response factor is defined by the following equation:

$$RF = \frac{(A_s \times C_{is})}{(A_{is} \times C_s)}$$

Where:

A_s = the area of the characteristic mass for the compound in the daily standard.

A_{is} = the area of the characteristic mass for the internal standard.

C_{is} = the concentration of the internal standard (μ g/mL).

C_s = is the concentration of the compound in the calibration standard (μ g/mL).

When this equation is used to determine the response factors for pollutant compounds without labeled analogs, use the area (A_s) and concentration (C_{is}) of 3,4,5-trichlorophenol (SMIS) as the internal standard. When this equation is used to determine the response factors for the labeled

analogs and the SMIS, use the area (A_{is}) and concentration (C_{is}) of 2,2'-difluorobiphenyl as the internal standard.

10.5.2 The response factor is determined for at least five concentrations appropriate to the response of each compound (Section 7.13); nominally, 5, 10, 20, 50, and 100 $\mu\text{g/mL}$. The amount of SMIS added to each solution is the same (25 $\mu\text{g/mL}$) so that C_{is} remains constant. Likewise, the concentration of IIS is constant in each solution. The area ratio (A_s/A_{is}) is plotted versus the concentration ratio (C_s/C_{is}) for each compound in the standard to produce a calibration curve.

10.5.3 Linearity: If the response factor (RF) for any compound is constant (less than 35% coefficient of variation) over the five-point calibration range, an averaged response factor may be used for that compound; otherwise, the complete calibration curve for that compound shall be used over the five-point range.

10.6 Combined calibration: By using calibration solutions (Section 7.13) containing the pollutants, labeled compounds, and the internal standards, a single set of analyses can be used to produce calibration curves for the isotope dilution and internal standard methods. These curves are verified each shift (Section 9) by analyzing the OPR standard, or an optional calibration verification (VER) standard. Recalibration is required only if OPR criteria (Section 9.6 and Table 5) cannot be met.

11.0 Sample Derivatization, Extraction, and Concentration

The procedure described in this section uses a stir-bar in a beaker for the derivatization. The extraction procedures applied to samples depend on the type of sample being analyzed. Extraction of samples from in-process wastewaters is performed using a separatory funnel procedure. All calibrations, IPR, OPR, and blank analyses associated with in-process wastewater samples must be performed by the separatory funnel procedure.

Extraction of samples of final effluents and raw water may be performed using either the stir-bar procedure or the separatory funnel procedure. However, all calibrations, IPR, OPR, blank, and sample analyses must be performed using the same procedure. Both procedures are described below.

11.1 Preparation of all sample types for stir-bar derivatization.

11.1.1 Allow sample to warm to room temperature.

11.1.2 Immediately prior to measuring, shake sample vigorously to insure homogeneity.

11.1.3 Measure 1000 mL (± 10 mL) of sample into a clean 2000-mL beaker. Label the beaker with the sample number.

11.1.4 Dilute aliquot(s).

11.1.4.1 Complex samples: For samples that are expected to be difficult to derivatize, concentrate, or are expected to overload the GC column or mass spectrometer, measure an additional 100 mL (± 1 mL) into a clean 2000-mL beaker and dilute to a final volume of 1000-mL (± 50 mL) with reagent water. Label with the sample number and as the dilute aliquot. However, to ensure adequate sensitivity, a 1000-mL aliquot must always be prepared and analyzed.

11.1.4.2 Pulp and paper industry samples: For in-process streams such as E-stage and C-stage filtrates and other in-process wastewaters, it may be necessary to prepare an aliquot at an additional level of dilution. In this case, dilute 10 mL (± 0.1 mL) of sample to 1000-mL (± 50 mL).

11.1.5 QC aliquots: For a batch of samples of the same type to be extracted at the same time (to a maximum of 20), place two 1000-mL (± 10 mL) aliquots of reagent water in clean 2000-mL beakers. Label one beaker as the blank and the other as the ongoing precision and recovery (OPR) aliquot. Because final effluent samples are treated with ascorbic acid and in-process wastewater samples are not (see Section 11.1.6), prepare an OPR aliquot and a blank for the final effluent and a separate pair for the in-process samples. Treat these QC aliquots in the same fashion as the associated samples, adding ascorbic acid to the pair associated with the final effluents, and not adding ascorbic acid to the pair associated with the in-process samples.

11.1.6 Ascorbic acid: Added to stabilize chlorocatechols. However, for pulp and paper industry in-process streams and other in-process wastewaters, the addition of ascorbic acid may convert chloro-o-quinones to catechols if these quinones are present. Separate calibration curves must be prepared with and without the addition of ascorbic acid (Section 7.13.2).

11.1.6.1 Spike 5 to 6 mL of the ascorbic acid solution (Section 7.2.2) into each final effluent sample, and the associated calibration standards, IPR and OPR aliquots, and blank.

11.1.6.2 For pulp and paper industry C-stage filtrates, E-stage filtrates, and untreated effluents, omit the ascorbic acid to prevent the conversion of chloro-o-quinones to catechols. Prepare calibration standards, IPR and OPR aliquots, and blanks associated with these samples without ascorbic acid as well.

11.1.7 Spike 1000 μL of the labeled compound spiking solution (Section 7.8) into the sample and QC aliquots.

11.1.8 Spike 500 μL of the nominal 50 $\mu\text{g/mL}$ calibration solution (Section 7.13.4) into the OPR aliquot.

11.1.9 Adjust the pH of the sample aliquots to between 7.0 and 7.1. For calibration standards, IPR and OPR aliquots, and blanks, pH adjustment is not required.

11.1.10 Equilibrate all sample and QC solutions for approximately 15 minutes, with occasional stirring.

11.2 Derivatization: Because derivatization must proceed rapidly, particularly upon the addition of the K_2CO_3 buffer, it is necessary to work with one sample at a time until the derivatization step (Section 11.2.3) is complete.

11.2.1 Place a beaker containing a sample or QC aliquot on the magnetic stirrer in a fume hood, drop a clean stirring bar into the beaker, and increase the speed of the stirring bar until the vortex is drawn to the bottom of the beaker.

11.2.2 Measure 25 to 26 mL of K_2CO_3 buffer into a graduated cylinder or other container and 25 to 26 mL of acetic acid into another.

11.2.3 Add the K_2CO_3 buffer to the sample or QC aliquot, immediately (within one to three seconds) add the acetic anhydride, and stir for three to five minutes to complete the derivatization.

11.3 Extraction: Two procedures are described below for the extraction of derivatized samples. The choice of extraction procedure will depend on the sample type. For final effluent samples, either of two procedures may be utilized for extraction of derivatized samples. For samples of in-process wastewaters, the separatory funnel extraction procedure must be used.

NOTE: Whichever procedure is employed, the same extraction procedure must be used for calibration standards, IPR aliquots, OPR aliquots, blanks, and the associated field samples.

11.3.1 Stir-bar extraction of final effluents.

11.3.1.1 Add 200 mL (± 20 mL) of hexane to the beaker and stir for three to five minutes, drawing the vortex to the bottom of the beaker.

11.3.1.2 Stop the stirring and drain the hexane and a portion of the water into a 500- to 1000-mL separatory funnel. Allow the layers to separate.

11.3.1.3 Drain the aqueous layer back into the beaker.

11.3.1.4 The formation of emulsions can be expected in any solvent extraction procedure. If an emulsion forms, the laboratory must take steps to break the emulsion before proceeding. Mechanical means of breaking the emulsion include the use of a glass stirring rod, filtration through glass wool, and other techniques. For emulsions that resist these techniques, centrifugation is nearly 100% effective.

If centrifugation is employed to break the emulsion, drain the organic layer into a centrifuge tube, cap the tube, and centrifuge for two to three minutes or until the phases separate. If the emulsion cannot be completely broken, collect as much of the organic phase

as possible, and measure and record the volume of the organic phase collected.

If all efforts to break the emulsion fail, including centrifugation, and none of the organic phase can be collected, proceed with the dilute aliquot (Section 11.1.4.2). However, use of the dilute aliquot will sacrifice the sensitivity of the method, and may not be appropriate in all cases.

11.3.1.5 Drain the organic layer into a Kuderna-Danish (K-D) apparatus equipped with a 10-mL concentrator tube. Label the K-D apparatus. It may be necessary to pour the organic layer through a funnel containing anhydrous sodium sulfate to remove any traces of water from the extract.

11.3.1.6 Repeat the extraction (Section 11.3.1.1 through 11.3.1.5) two more times using another 200-mL of hexane for each extraction, combining the extracts in the K-D apparatus.

11.3.1.7 Proceed with concentration of the extract, as described in Section 11.4.

11.3.2 Separatory funnel extraction of either final effluents or in-process wastewaters.

11.3.2.1 Transfer the derivatized sample or QC aliquot to a 2-L separatory funnel.

11.3.2.2 Add 200 mL (± 20 mL) of hexane to the separatory funnel. Cap the funnel and extract the sample by shaking the funnel for two to three minutes with periodic venting.

11.3.2.3 Allow the organic layer to separate from the water phase for a minimum of 10 minutes.

11.3.2.4 Drain the lower aqueous layer into the beaker used for derivatization (Section 11.2), or into a second clean 2-L separatory funnel. Transfer the solvent to a 1000-mL K-D flask. It may be necessary to pour the organic layer through a funnel containing anhydrous sodium sulfate to remove any traces of water from the extract.

11.3.2.5 The formation of emulsions can be expected in any solvent extraction procedure. If an emulsion forms, the laboratory must take steps to break the emulsion before proceeding. Mechanical means of breaking the emulsion include the use of a glass stirring rod, filtration through glass wool, and other techniques. For emulsions that resist these techniques, centrifugation may be required.

If centrifugation is employed to break the emulsion, drain the organic layer into a centrifuge tube, cap the tube, and centrifuge for two to three minutes or until the phases separate. If the emulsion cannot be completely broken, collect as much of the organic phase as possible, and measure and record the volume of the organic phase collected. If all efforts to break the emulsion, including centrifugation, fail and none of the organic phase can be collected, proceed with the dilute aliquot (Section 11.1.4.2). However, use

of the dilute aliquot will sacrifice the sensitivity of the method, and may not be appropriate in all cases.

11.3.2.6 If drained into a beaker, transfer the aqueous layer to the 2-L separatory funnel (Section 11.3.2.1). Perform a second extraction using another 200 mL of fresh solvent.

11.3.2.7 Transfer the extract to the 1000-mL K-D flask in Section 11.3.2.4.

11.3.2.8 Perform a third extraction in the same fashion as above.

11.3.2.9 Proceed with concentration of the extract, as described in Section 11.4.

11.4 Macro concentration: Concentrate the extracts in separate 1000-mL K-D flasks equipped with 10-mL concentrator tubes. Add one to two clean boiling chips to the flask and attach a three-ball macro-Snyder column. Prewet the column by adding approximately 1 mL of hexane through the top. Place the K-D apparatus in a hot water bath so that the entire lower rounded surface of the flask is bathed with steam. Adjust the vertical position of the apparatus and the water temperature as required to complete the concentration in 15 to 20 minutes. At the proper rate of distillation, the balls of the column will actively chatter but the chambers will not flood. When the liquid has reached an apparent volume of 1 mL, remove the K-D apparatus from the bath and allow the solvent to drain and cool for at least 10 minutes. Remove the Snyder column and rinse the flask and its lower joint into the concentrator tube with 1 to 2 mL of hexane. A 5-mL syringe is recommended for this operation.

11.5 Micro-concentration: Final concentration of the extracts may be accomplished using either a micro-Snyder column or nitrogen evaporation.

11.5.1 Micro-Snyder column: Add a clean boiling chip and attach a two-ball micro-Snyder column to the concentrator tube. Prewet the column by adding approximately 0.5 mL hexane through the top. Place the apparatus in the hot water bath. Adjust the vertical position and the water temperature as required to complete the concentration in 5 to 10 minutes. At the proper rate of distillation, the balls of the column will actively chatter but the chambers will not flood. When the liquid reaches an apparent volume of approximately 0.2 mL, remove the apparatus from the water bath and allow to drain and cool for at least 10 minutes. Remove the micro-Snyder column and rinse its lower joint into the concentrator tube with approximately 0.2 mL of hexane. Adjust to a final volume of 0.5 mL.

11.5.2 Nitrogen evaporation: Transfer the concentrator tube to a nitrogen evaporation device and direct a gentle stream of clean dry nitrogen into the concentrator. Rinse the sides of the concentrator tube with small

volumes of hexane, and concentrate the extract to a final volume of 0.5 mL.

11.6 Spike each extract with 10 μ L of the 2,2'-difluorobiphenyl IIS (Section 7.10) and transfer the concentrated extract to a clean screw-cap vial using hexane to rinse the concentrator tube. Seal the vial with a PTFE-lined lid, and mark the level on the vial. Label with the sample number and store in the dark at -20 to -10 $^{\circ}$ C until ready for analysis.

12.0 GCMS Analysis

12.1 Establish the following operating conditions:

Carrier gas flow: Helium at 30 cm/sec at 50 $^{\circ}$ C

Injector temperature: 300 $^{\circ}$ C

Initial temperature: 50 $^{\circ}$ C

Temperature program: 8 $^{\circ}$ C/min to 270 $^{\circ}$ C

Final hold: Until after 2,6-dichlorosyringaldehyde elutes

Adjust the GC conditions to meet the requirements in Section 9.6.1.1 and Table 2 for analyte separation and sensitivity. Once optimized, the same GC conditions must be used for the analysis of all standards, blanks, IPR and OPR aliquots, and samples.

12.2 Bring the concentrated extract (Section 11.6) or standard (Sections 7.13 and 7.14) to room temperature and verify that any precipitate has redissolved. Verify the level on the extract (Sections 7.13, 7.14, and 11.6) and bring to the mark with solvent if required.

12.3 Inject a 1- μ L volume of the standard solution or extract using on-column or splitless injection. For 0.5 mL extracts, this 1- μ L injection volume will contain 50 ng of the DFB internal standard. If an injection volume other than 1 μ L is used, that volume must contain 50 ng of DFB.

12.4 Start the GC column temperature ramp upon injection. Start MS data collection after the solvent peak elutes. Stop data collection after the 2,6-dichlorosyringaldehyde peak elutes. Return the column to the initial temperature for analysis of the next sample.

13.0 Analysis of Complex Samples

Some samples may contain high levels (>1000 μ g/L) of the compounds of interest, interfering compounds, and/or other phenolic materials. Some samples will not concentrate to 0.5 mL (Section 11.5); others will overload the GC column and/or mass spectrometer; others may contain amounts of phenols that may exceed the capacity of the derivatizing agent.

13.1 Analyze the dilute aliquot (Section 11.1.4) when the sample will not concentrate to 0.5 mL. If a dilute aliquot was not extracted, and the sample holding time (Section 8.4) has not been exceeded, dilute an aliquot of sample with reagent water, and derivatize and extract it (Section 11.1.4).

Otherwise, dilute the extract (Section 14.7.3) and quantitate it by the internal standard method (Section 14.3).

13.2 Recovery of the 2,2'-difluorobiphenyl instrument internal standard: The EICP area of the internal standard should be within a factor of two of the area in the OPR or VER standard (Section 9.6). If the absolute areas of the labeled compounds and the SMIS are within a factor of two of the respective areas in the OPR or VER standard, and the DFB internal standard area is less than one-half of its respective area, then internal standard loss in the extract has occurred. In this case, analyze the extract from the dilute aliquot (Section 11.1.4).

13.3 Recovery of labeled compounds and the sample matrix internal standard (SMIS): SMIS and labeled compound recovery specifications have been developed for samples with and without the addition of ascorbic acid. Compare the recoveries to the appropriate limits in Table 5.

13.3.1 If SMIS or labeled compound recoveries are outside the limits given in Table 5 and the associated OPR analysis meets the recovery criteria, the extract from the dilute aliquot (Section 11.1.4) is analyzed as in Section 14.7.

13.3.2 If labeled compound or SMIS recovery is outside the limits given in Table 5 and the associated OPR analysis did not meet recovery criteria, a problem in the derivatization/extraction/concentration of the sample is indicated, and the sample must be rederivatized and reanalyzed.

14.0 Data Analysis and Calculations

14.1 Qualitative determination: Identification is accomplished by comparison of data from analysis of a sample or blank with data stored in the mass spectral libraries. Identification of a compound is confirmed when the following criteria are met:

14.1.1 The signals for m/z 43 (to indicate the presence of the acetyl derivative) and all characteristic m/z's stored in the spectral library (Section 10.2.4) shall be present and shall maximize within the same two consecutive scans.

14.1.2 Either (1) the background corrected EICP areas, or (2) the corrected relative intensities of the mass spectral peaks at the GC peak maximum shall agree within a factor of two (0.5 to 2 times) for all m/z's stored in the library.

14.1.3 The relative retention time shall be within the window specified in Table 2.

14.1.4 The m/z's present in the mass spectrum from the component in the sample that are not present in the reference mass spectrum shall be accounted for by contaminant or background ions. If the mass spectrum is contaminated, an experienced spectrometrist (Section 1.4) shall determine the presence or absence of the compound.

14.2 Quantitative determination by isotope dilution: By adding a known amount of a labeled compound to every sample prior to derivatization and extraction, correction for recovery of the pollutant can be made because the pollutant and its labeled analog exhibit the same effects upon derivatization, extraction, concentration, and gas chromatography. Relative response (RR) values for sample mixtures are used in conjunction with calibration curves described in Section 10.4 to determine concentrations directly, so long as labeled compound spiking levels are constant. For the phenol example given in Figure 1 (Section 10.4.1), RR would be equal to 1.114. For this RR value, the phenol calibration curve given in Figure 1 indicates a concentration of 27 µg/mL in the sample extract (C_{ex}).

14.2.1 Compute the concentration in the extract using the response ratio determined from calibration data (Section 10.4) and the following equation:

$$C_{ex} (\mu\text{g/mL}) = (A_n \times C_l) / (A_l \times RR)$$

Where:

C_{ex} = concentration of the pollutant in the extract.

A_n = area of the characteristic m/z for the pollutant.

C_l = concentration of the labeled compound in the extract.

A_l = area of the characteristic m/z for the labeled compound.

RR = response ratio from the initial calibration.

14.2.2 For the IPR (Section 9.3.2) and OPR (Section 9.6), compute the percent recovery of each pollutant using the equation in Section 14.6. The percent recovery is used for the evaluation of method and laboratory performance, in the form of IPR (Section 9.3.2) and OPR (Section 9.6).

14.3 Quantitative determination by internal standard: Compute the concentration using the response factor determined from calibration data (Section 10.5) and the following equation:

$$C_{ex} (\mu\text{g/mL}) = (A_s \times C_{is}) / (A_{is} \times RF)$$

Where:

C_{ex} = concentration of the pollutant in the extract.

A_s = area of the characteristic m/z for the pollutant.

C_{is} = concentration of the internal standard in the extract (see note below).

A_{is} = area of the characteristic m/z for the internal standard.

RF = response factor from the initial calibration.

NOTE: When this equation is used to compute the extract concentrations of native compounds without labeled analogs, use the

area (A_{is}) and concentration (C_{is}) of 3,4,5-trichlorophenol (SMIS) as the internal standard.

For the IPR (Section 9.3.2) and OPR (Section 9.6), compute the percent recovery using the equation in Section 14.6.

NOTE: Separate calibration curves will be required for samples with and without the addition of ascorbic acid, and also for both extraction procedures (stir-bar and separatory funnel) where applicable.

14.4 Compute the concentration of the labeled compounds and the SMIS using the equation in Section 14.3, but using the area and concentration of the 2,2'-difluorobiphenyl as the internal standard, and the area of the labeled compound or SMIS as A_s .

14.5 Compute the concentration of each pollutant compound in the sample using the following equation:

$$C_s = (\mu\text{g/L}) = \frac{(C_{ex} \times V_{ex})}{V_o}$$

Where:

C_s = Concentration of the pollutant in the sample.

C_{ex} = Concentration of the pollutant in the extract.

V_{ex} = Volume of the concentrated extract (typically 0.5 mL).

V_o = Volume of the original sample in liters.

14.6 Compute the recovery of each labeled compound and the SMIS as the ratio of concentration (or amount) found to the concentration (or amount) spiked, using the following equation:

$$\text{Percent recovery} = \frac{\text{Concentration found}}{\text{Concentration spiked}} \times 100$$

These percent recoveries are used to assess method performance according to Sections 9 and 13.

14.7 If the EICP area at the quantitation m/z for any compound exceeds the calibration range of the system, three approaches are used to obtain results within the calibration range.

14.7.1 If the recoveries of all the labeled compounds in the original sample aliquot meet the limits in Table 5, then the extract of the sample may be diluted by a maximum of a factor of 10, and the diluted extract re-analyzed.

14.7.2 If the recovery of any labeled compound is outside its limits in Table 5, or if a tenfold dilution of the extract will not bring the pollutant within the calibration range, then extract and analyze a dilute aliquot of the sample (Section 11). Dilute 100 mL, 10 mL, or an appropriate volume of sample to 1000 mL with reagent water and extract per Section 11.

14.7.3 If the recoveries of all labeled compounds in the original sample aliquot (Section 14.7.1) meet the limits in Table 5, and if the sample holding time has been exceeded, then the original sample extract is diluted by successive factors of 10, the DFB internal standard is added to give a concentration of 50 $\mu\text{g/mL}$ in the diluted extract, and the diluted extract is analyzed. Quantitation of all analytes is performed using the DFB internal standard.

14.7.4 If the recoveries of all labeled compounds in the original sample aliquot (Section 14.7.1) or in the dilute aliquot (Section

14.7.2) (if a dilute aliquot was analyzed) do not meet the limits in Table 5, and if the holding time has been exceeded, re-sampling is required.

14.8 Results are reported for all pollutants, labeled compounds, and the sample matrix internal standard in standards, blanks, and samples, in units of $\mu\text{g/L}$.

14.8.1 Results for samples which have been diluted are reported at the least dilute level at which the area at the quantitation m/z is within the calibration range (Section 14.7).

14.8.2 For compounds having a labeled analog, results are reported at the least dilute level at which the area at the quantitation m/z is within the calibration range (Section 14.7) and the labeled compound recovery is within the normal range for the method (Section 13.3).

15.0 Method Performance

15.1 Single laboratory performance for this method is detailed in References 1, 2, and 11. Acceptance criteria were established from multiple laboratory use of the draft method.

15.2 A chromatogram of the ongoing precision and recovery standard (Section 7.14) is shown in Figure 4.

16.0 Pollution Prevention

16.1 The solvents used in this method pose little threat to the environment when recycled and managed properly.

16.2 Standards should be prepared in volumes consistent with laboratory use to minimize the volume of expired standards to be disposed.

17.0 Waste Management

17.1 It is the laboratory's responsibility to comply with all federal, state, and local regulations governing waste management, particularly the hazardous waste identification rules and land disposal restrictions, and to protect the air, water, and land by minimizing and controlling all releases from fume hoods and bench operations. Compliance with all sewage discharge permits and regulations is also required.

17.2 Samples preserved with HCl or H₂SO₄ to pH <2 are hazardous and must be neutralized before being disposed, or must be handled as hazardous waste.

17.3 For further information on waste management, consult "The Waste Management Manual for Laboratory Personnel", and "Less is Better: Laboratory Chemical Management for Waste Reduction", both available from the American Chemical Society's Department of Government Relations and Science Policy, 1155 16th Street N.W., Washington, DC 20036.

18.0 References

18.1 "Chlorinated Phenolics in Water by In Situ Acetylation/GC/MS Determination," Method CP-86.01, National Council of the Paper Industry for Air and Stream Improvement, Inc., 260 Madison Avenue, New York, NY 10016 (July 1986).

18.2 "6240-Chlorinated Phenolics (Interim Standard)," Draft Version, U.S. Environmental Protection Agency, Manchester Laboratory, Manchester, Washington.

18.3 "Performance Tests for the Evaluation of Computerized Gas Chromatography/

Mass Spectrometry Equipment and Laboratories," USEPA, EMSL Cincinnati, OH 45268, EPA-600/4-80-025 (April 1980).

18.4 "Working with Carcinogens," DHEW, PHS, CDC, NIOSH, Publication 77-206 (August 1977).

18.5 "OSHA Safety and Health Standards, General Industry," OSHA 2206, 29 CFR 1910 (January 1976).

18.6 "Safety in Academic Chemistry Laboratories," ACS Committee on Chemical Safety (1979).

18.7 "Interlaboratory Validation of U. S. Environmental Protection Agency Method 1625A, Addendum Report," SRI International, Prepared for Analysis and Evaluation Division (WH-557), USEPA, 401 M St., SW., Washington, DC 20460 (January 1985).

18.8 "Handbook of Analytical Quality Control in Water and Wastewater Laboratories," USEPA, EMSL, Cincinnati, OH 45268, EPA-600/4-79-019 (March 1979).

18.9 "Standard Practice for Sampling Water," ASTM Annual Book of Standards, ASTM, Philadelphia, PA, 76 (1980).

18.10 "Methods 330.4 and 330.5 for Total Residual Chlorine," USEPA, EMSL, Cincinnati, OH 45268, EPA 600/4-70-020 (March 1979).

18.11 "Determination of Chlorophenolics, Special Analytical Services Contract 1047, Episode 1886," Analytical Technologies, Inc., Prepared for W. A. Telliard, Industrial Technology Division (WH-552), USEPA, 401 M St., SW., Washington, DC 20460 (June 1990).

18.12 "Determination of Chlorophenolics by GCMS, Development of Method 1653," Analytical Technologies, Inc., Prepared for W. A. Telliard, Industrial Technology Division (WH-552), USEPA, 401 M St., SW., Washington, DC 20460 (May 1991).

19.0 Tables and Figures

TABLE 1—CHLOROPHENOLIC COMPOUNDS DETERMINED BY GCMS USING ISOTOPE DILUTION AND INTERNAL STANDARD TECHNIQUES

Compound	Pollutant		Labeled compound		
	CAS registry	EPA-EGD	Analog	CAS registry	EPA-EGD
4-chlorophenol	106-48-9	1001	d ₃	93951-74-7	1102
2,4-dichlorophenol	120-83-2	1002			
2,6-dichlorophenol	87-65-0	1003			
2,4,5-trichlorophenol	95-95-4	1004			
2,4,6-trichlorophenol	88-06-2	1005	¹³ C ₆	85380-74-1	1107
2,3,4,6-tetrachlorophenol	58-90-2	1006			
pentachlorophenol	87-86-5	1007			
4-chloroguaiacol	16766-30-6	1008		¹³ C ₆	136955-39-0
3,4-dichloroguaiacol	77102-94-4	1009			
4,5-dichloroguaiacol	2460-49-3	1010			
4,6-dichloroguaiacol	16766-31-7	1011			
3,4,5-trichloroguaiacol	57057-83-7	1012	¹³ C ₆	136955-40-3	1114
3,4,6-trichloroguaiacol	60712-44-9	1013			
4,5,6-trichloroguaiacol	2668-24-8	1014			
tetrachloroguaiacol	2539-17-5	1015		¹³ C ₆	136955-41-4
4-chlorocatechol	2138-22-9	1016			
3,4-dichlorocatechol	3978-67-4	1017			
3,6-dichlorocatechol	3938-16-7	1018			
4,5-dichlorocatechol	3428-24-8	1019	¹³ C ₆	136955-42-5	1119

TABLE 1—CHLOROPHENOLIC COMPOUNDS DETERMINED BY GCMS USING ISOTOPE DILUTION AND INTERNAL STANDARD TECHNIQUES—Continued

Compound	Pollutant		Labeled compound		
	CAS registry	EPA-EGD	Analog	CAS registry	EPA-EGD
3,4,5-trichlorocatechol	56961–20–7	1020	¹³ C ₆	136955–43–6 136955–44–7	1122 1123
3,4,6-trichlorocatechol	32139–72–3	1021			
tetrachlorocatechol	1198–55–6	1022			
5-chlorovanillin	19463–48–0	1023			
6-chlorovanillin	18268–76–3	1024			
5,6-dichlorovanillin	18268–69–4	1025			
2-chlorosyringaldehyde	76341–69–0	1026			
2,6-dichlorosyringaldehyde	76330–06–8	1027			
trichlorosyringol	2539–26–6	1028			
Sample matrix internal standard (SMIS)					
3,4,5-trichlorophenol	609–19–8	184			
Instrument internal standard (IIS)					
2,2'-difluorobiphenyl	388–82–9	164			

TABLE 2—GAS CHROMATOGRAPHY AND METHOD DETECTION LIMITS FOR CHLOROPHENOLICS

EGD No. ¹	Compound	Retention time mean (sec) ²	EGD ref No.	RRT window ³	Minimum level ⁴ (µg/L)	MDL ⁵ (µg/L)
1001	4-chlorophenol	691	184	0.651–0.681	1.25	1.11
1003	2,6-dichlorophenol	796	184	0.757–0.779	2.5	1.39
1102	2,4-dichlorophenol-d ₃	818	164	0.986–0.998		
1202	2,4-dichlorophenol	819	1102	0.997–1.006	2.5	0.15
164	2,2'-difluorobiphenyl (I.S.)	825	164	1.000		
1108	4-chloroguaiacol- ¹³ C ₆	900	164	1.077–1.103		
1208	4-chloroguaiacol	900	1108	0.998–1.002	1.25	0.09
1005	2,4,6-trichlorophenol	920	184	0.879–0.895	2.5	0.71
1004	2,4,5-trichlorophenol	979	184	0.936–0.952	2.5	0.57
1016	4-chlorocatechol	1004	184	0.961–0.975	1.25	0.59
1011	4,6-dichloroguaiacol	1021	184	0.979–0.991	2.5	0.45
1009	3,4-dichloroguaiacol	1029	184	0.986–0.998	2.5	0.52
184	3,4,5-trichlorophenol (I.S.)	1037	164	1.242–1.272		
1010	4,5-dichloroguaiacol	1071	184	1.026–1.040	2.5	0.52
1018	3,6-dichlorocatechol	1084	184	1.037–1.053	2.5	0.57
1006	2,3,4,6-tetrachlorophenol	1103	184	1.050–1.078	2.5	0.38
1123	5-chlorovanillin- ¹³ C ₆	1111	164	1.327–1.367		
1223	5-chlorovanillin	1111	1123	0.998–1.001	2.5	1.01
1013	3,4,6-trichloroguaiacol	1118	184	1.066–1.090	2.5	0.46
1024	6-chlorovanillin	1122	184	1.070–1.094	2.5	0.94
1017	3,4-dichlorocatechol	1136	184	1.083–1.105	2.5	0.60
1119	4,5-dichlorocatechol- ¹³ C ₆	1158	164	1.384–1.424		
1219	4,5-dichlorocatechol	1158	1119	0.998–1.001	2.5	0.24
1012	3,4,5-trichloroguaiacol	1177	184	1.120–1.160	2.5	0.49
1114	4,5,6-trichloroguaiacol- ¹³ C ₆	1208	164	1.444–1.484		
1214	4,5,6-trichloroguaiacol	1208	1114	0.998–1.002	2.5	0.25
1021	3,4,6-trichlorocatechol	1213	184	1.155–1.185	5.0	0.44
1025	5,6-dichlorovanillin	1246	184	1.182–1.222	5.0	0.80
1026	2-chlorosyringaldehyde	1255	184	1.190–1.230	2.5	0.87
1107	pentachlorophenol- ¹³ C ₆	1267	164	1.511–1.561		
1207	pentachlorophenol	1268	1107	0.998–1.002	5.0	0.28
1020	3,4,5-trichlorocatechol	1268	184	1.208–1.238	5.0	0.53
1115	tetrachloroguaiacol- ¹³ C ₆	1289	164	1.537–1.587		
1215	tetrachloroguaiacol	1290	1115	0.998–1.002	5.0	0.23
1028	trichlorosyringol	1301	184	1.240–1.270	2.5	0.64
1122	tetrachlorocatechol- ¹³ C ₆	1365	164	1.630–1.690		
1222	tetrachlorocatechol	1365	1122	0.998–1.002	5.0	0.76
1027	2,6-dichlorosyringaldehyde	1378	184	1.309–1.349	5.0	1.13

¹Four digit numbers beginning with 10 indicate a pollutant quantified by the internal standard method; four digit numbers beginning with 11 indicate a labeled compound quantified by the internal standard method; four digit numbers beginning with 12 indicate a pollutant quantified by isotope dilution.

²The retention times in this column are based on data from a single laboratory (reference 12), utilizing the GC conditions in Section 11.

³Relative retention time windows are estimated from EPA Method 1625.

⁴The minimum level (ML) is defined as the level at which the entire analytical system must give a recognizable signal and acceptable calibration point for the analyte. It is equivalent to the concentration of the lowest calibration standard, assuming that all method-specified sample weights, volumes, and cleanup procedures have been employed.

⁵ 40 CFR part 136, appendix B; from reference 2.TABLE 3—DFTPP MASS INTENSITY SPECIFICATIONS ¹

Mass	Intensity required
51	8 to 82% of m/z 198.
68	Less than 2% of m/z 69.
69	11 to 91% of m/z 198.
70	Less than 2% of m/z 69.
127	32 to 59% of m/z 198.
197	Less than 1% of m/z 198.
198	Base peak, 100% abundance.
199	4 to 9% of m/z 198.
275	11 to 30% of m/z 198.
441	44 to 110% of m/z 443.
442	30 to 86% of m/z 198.
443	14 to 24% of m/z 442.

¹ Reference 7.

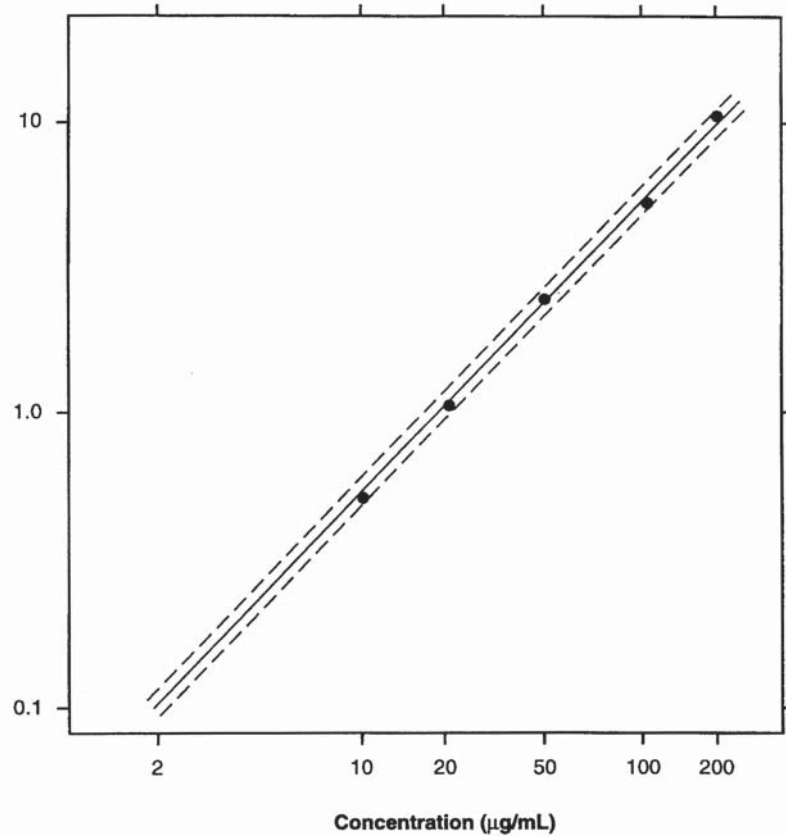
TABLE 4—CHARACTERISTIC M/Z'S OF CHLOROPHENOLIC COMPOUNDS

Compound	Primary m/z
4-chlorophenol	128
2,4-dichlorophenol	162
2,4-dichlorophenol-d ₃	167
2,6-dichlorophenol	162
2,4,5-trichlorophenol	196
2,4,6-trichlorophenol	196
2,3,4,6-tetrachlorophenol	232
pentachlorophenol	266
pentachlorophenol - ¹³ C ₆	272
4-chloroguaiacol	158
4-chloroguaiacol - ¹³ C ₆	164
3,4-dichloroguaiacol	192
4,5-dichloroguaiacol	192
4,6-dichloroguaiacol	192
3,4,5-trichloroguaiacol	226
3,4,6-trichloroguaiacol	226
4,5,6-trichloroguaiacol	226
4,5,6-trichloroguaiacol - ¹³ C ₆	234
tetrachloroguaiacol	262
tetrachloroguaiacol - ¹³ C ₆	268
4-chlorocatechol	144
3,4-dichlorocatechol	178
3,6-dichlorocatechol	178
4,5-dichlorocatechol	178
4,5-dichlorocatechol - ¹³ C ₆	184
3,4,5-trichlorocatechol	212
3,4,6-trichlorocatechol	212
tetrachlorocatechol	248
tetrachlorocatechol - ¹³ C ₆	254
5-chlorovanillin	186
5-chlorovanillin - ¹³ C ₆	192
6-chlorovanillin	186
5,6-dichlorovanillin	220
2-chlorosyringaldehyde	216
2,6-dichlorosyringaldehyde	250
trichlorosyringol	256
Sample Matrix Internal Standard (SMIS)	
3,4,5-trichlorophenol	196
Instrument Internal Standard (IIS)	
2,2'-difluorobiphenyl	190

TABLE 5—ACCEPTANCE CRITERIA FOR PERFORMANCE TESTS ¹

EGD No. ²	Compound	Test conc. ³ (µg/mL)	Initial precision and recovery sec. 9.3.2 (percent)		Ongoing recovery sec. 9.6 (percent)	Labeled compound and SMIS recovery sec. 9.4 and 14.6	
			s	X		With ascorbic acid P (%)	Without ascorbic acid P (%)
1001	4-chlorophenol	25	64	72–144	40–236		
1202	2,4-dichlorophenol	50	14	84–120	84–118		
1102	2,4-dichlorophenol-d ₃	25	54	64–160	56–170	58–135	27–143
1003	2,6-dichlorophenol	50	20	66–148	58–170		
1004	2,4,5-trichlorophenol	50	14	78–140	82–128		
1005	2,4,6-trichlorophenol	50	20	72–142	72–146		
1006	2,3,4,6-tetrachlorophenol	50	14	80–132	82–132		
1207	pentachlorophenol	100	6	90–111	84–120		
1107	pentachlorophenol- ¹³ C ₆	25	21	58–169	61–157	8–143	27–167
1208	4-chloroguaiacol	25	20	88–120	88–120		
1108	4-chloroguaiacol- ¹³ C ₆	25	104	68–148	64–152	59–121	43–168
1009	3,4-dichloroguaiacol ⁴	50	18	80–126	82–126		
1010	4,5-dichloroguaiacol	50	14	82–121	80–128		
1011	4,6-dichloroguaiacol	50	16	82–126	86–120		
1012	3,4,5-trichloroguaiacol	50	16	78–130	80–134		
1013	3,4,6-trichloroguaiacol	50	16	64–152	74–140		
1214	4,5,6-trichloroguaiacol	50	14	92–106	88–116		
1114	4,5,6-trichloroguaiacol- ¹³ C ₆	25	48	66–146	74–140	48–131	51–139
1215	tetrachloroguaiacol	100	7	84–115	81–126		
1115	tetrachloroguaiacol- ¹³ C ₆	25	22	57–173	65–161	35–120	27–161
1016	4-chlorocatechol	25	48	76–140	80–124		
1017	3,4-dichlorocatechol	50	24	66–154	78–134		
1018	3,6-dichlorocatechol	50	16	78–136	84–126		
1219	4,5-dichlorocatechol	50	8	84–118	86–122		
1119	4,5-dichlorocatechol- ¹³ C ₆	25	78	68–144	66–142	33–129	0–190
1020	3,4,5-trichlorocatechol	100	17	60–166	72–128		
1021	3,4,6-trichlorocatechol ⁴	100	17	74–138	64–149		
1222	tetrachlorocatechol	100	29	46–234	81–132		
1122	tetrachlorocatechol- ¹³ C ₆	25	39	48–227	63–152	14–118	0–184
1223	5-chlorovanillin	50	20	94–208	84–118		
1123	5-chlorovanillin- ¹³ C ₆	25	84	68–160	70–144	51–126	32–254
1024	6-chlorovanillin	50	22	82–128	80–126		
1025	5,6-dichlorovanillin	100	9	67–146	77–140		
1026	2-chlorosyringaldehyde	50	28	76–130	72–156		
1027	2,6-dichlorosyringaldehyde	100	14	82–129	60–183		
1028	trichlorosyringol	50	18	76–136	66–174		
Sample Matrix Internal Standard							
184	3,4,5-trichlorophenol	100	47	62–185	68–144	56–116	24–167

¹ Specifications derived from multi-laboratory testing of draft method.² Four-digit numbers beginning with 10 indicate a pollutant quantified by the internal standard method; four-digit numbers beginning with 11 indicate a labeled compound quantified by the internal standard method; four-digit numbers beginning with 12 indicate a pollutant quantified by isotope dilution.³ Test concentrations are in units of µg/mL.⁴ Specification derived from isomer.



The dotted lines enclose a $\pm 10\%$ error window.

52-020-21A

Figure 1. Relative Response Calibration Curve for Phenol

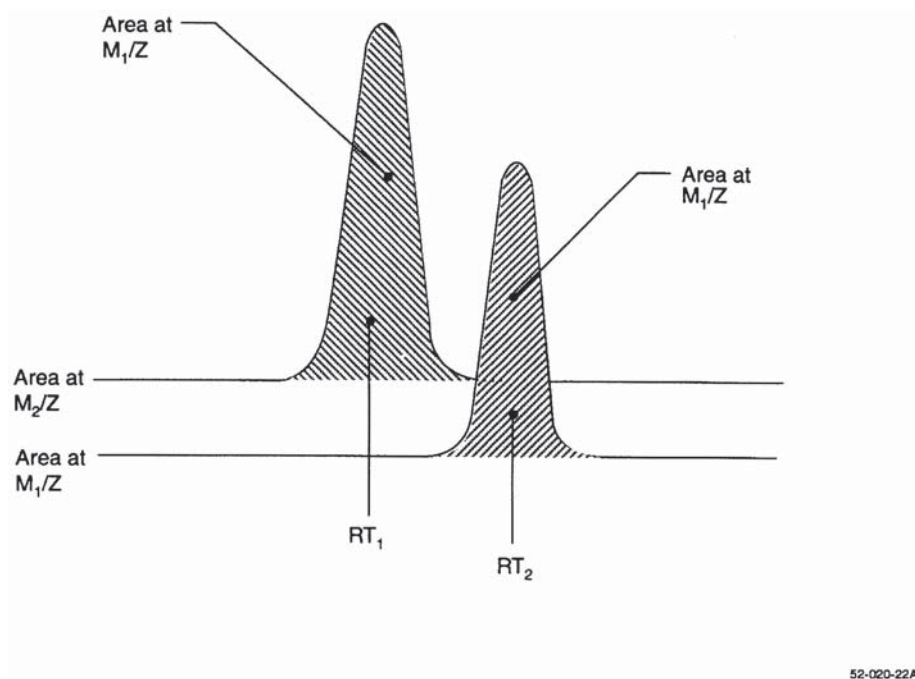


Figure 2. Extracted Ion-Current Profiles for Chromatographically Resolved Labeled (M_2/Z) and Unlabeled (M_1/Z) Pairs

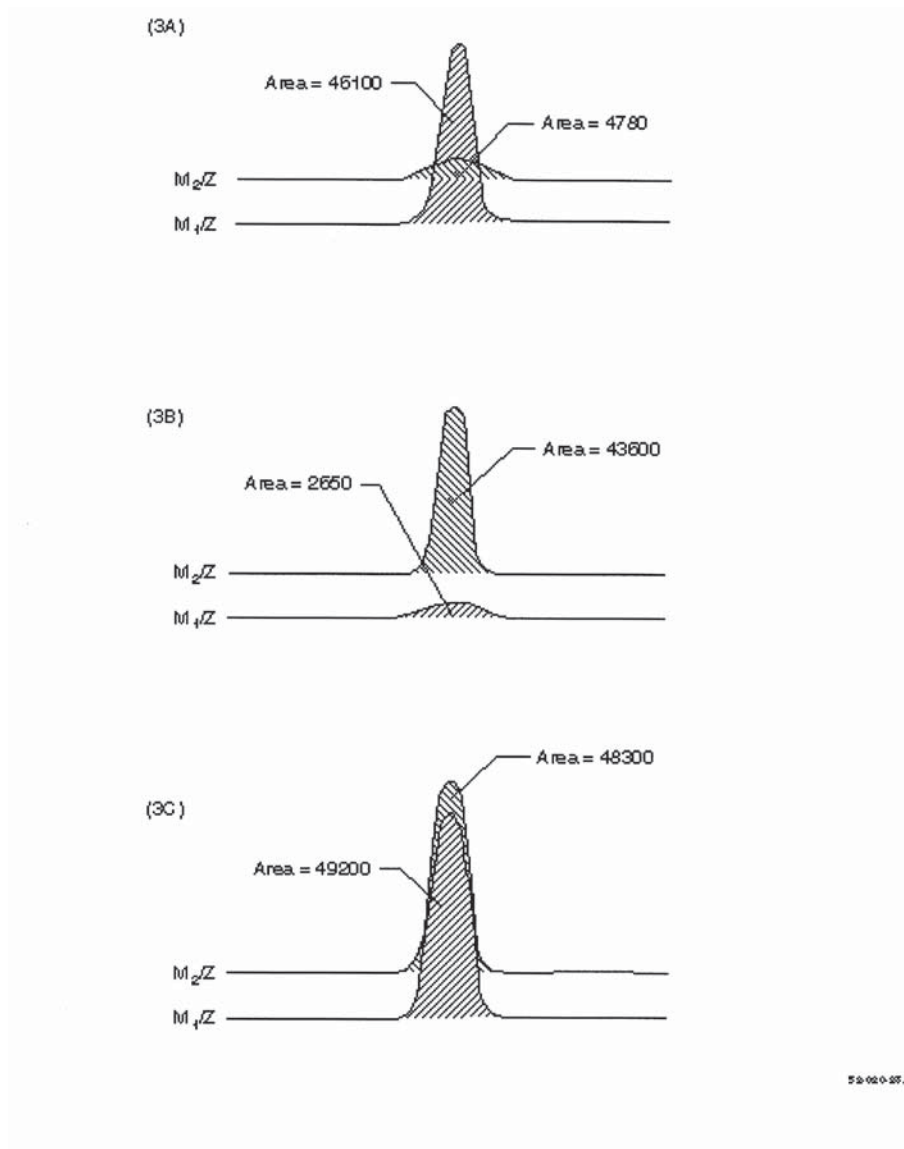


Figure 3. Extracted Ion-Current Profiles for (3A) Unlabeled Compound, (3B) Labeled Compound, and (3C) Equal Mixture of Unlabeled and Labeled Compounds.

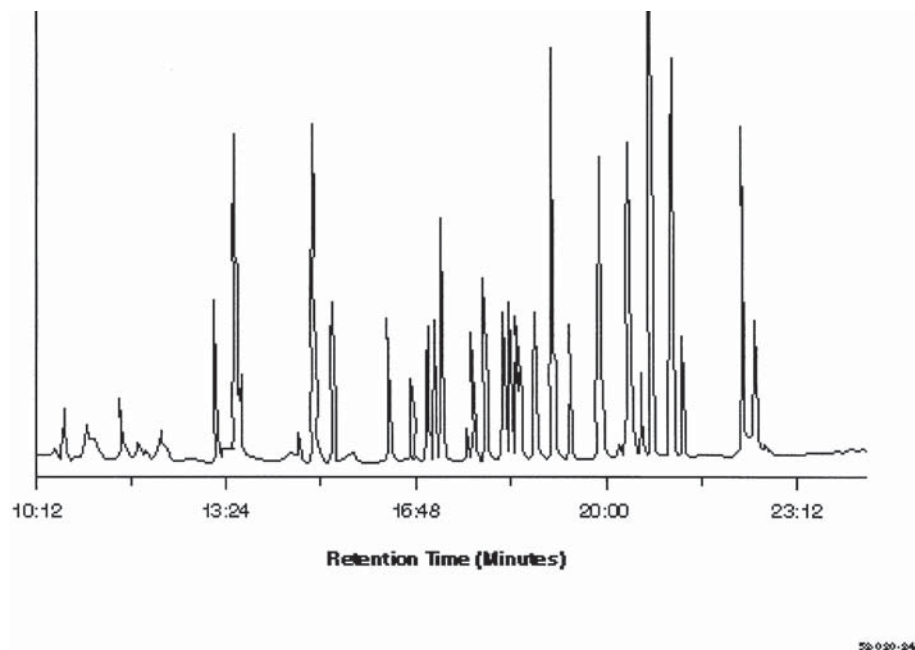


Figure 4. Chromatogram of Chlorophenolics

20.0 Glossary of Definitions and Purposes

These definitions and purposes are specific to this method but have been conformed to common usage as much as possible.

20.1 Units of weight and measure and their abbreviations

20.1.1 Symbols.

°C degrees Celsius
 µL microliter
 < less than
 > greater than
 % percent

20.1.2 Alphabetical characters.

cm centimeter
 g gram
 h hour
 ID inside diameter
 in. inch
 L liter
 M Molecular ion
 m meter
 mg milligram
 min minute
 mL milliliter

mm millimeter
 m/z mass-to-charge ratio
 N normal; gram molecular weight of solute divided by hydrogen equivalent of solute, per liter of solution
 OD outside diameter
 pg picogram
 ppb part-per-billion
 ppm part-per-million
 ppt part-per-trillion
 psig pounds-per-square inch gauge
 v/v volume per unit volume
 w/v weight per unit volume

20.2 Definitions and acronyms (in alphabetical order).

Analyte: A chlorophenolic tested for by this method.

The analytes are listed in Table 1.

Calibration standard (CAL): A solution prepared from a secondary standard and/or stock solutions and used to calibrate the response of the instrument with respect to analyte concentration.

Calibration verification standard (VER): The mid-point calibration standard (CS3) that is used to verify calibration. See Table 4.

Chlorophenolics: collectively, the analytes listed in Table 1.

CS1, CS2, CS3, CS4, CS5: See Calibration standards and Table 4.

Field blank: An aliquot of reagent water or other reference matrix that is placed in a sample container in the laboratory or the field, and treated as a sample in all respects, including exposure to sampling site conditions, storage, preservation, and all analytical procedures. The purpose of the field blank is to determine if the field or sample transporting procedures and environments have contaminated the sample.

GC: Gas chromatograph or gas chromatography.

HRGC: High resolution GC.

IPR: Initial precision and recovery; four aliquots of the diluted PAR standard analyzed to establish the ability to generate acceptable precision and accuracy. An IPR is performed prior to the first time this method is used and any time the method or instrumentation is modified.

K-D: Kuderna-Danish concentrator; a device used to concentrate the analytes in a solvent.

Laboratory blank: See Method blank.

Laboratory control sample (LCS): See Ongoing precision and recovery standard (OPR).

Laboratory reagent blank: See Method blank.

May: This action, activity, or procedural step is neither required nor prohibited.

May not: This action, activity, or procedural step is prohibited.

Method blank: An aliquot of reagent water that is treated exactly as a sample including exposure to all glassware, equipment, solvents, reagents, internal standards, and surrogates that are used with samples. The method blank is used to determine if analytes or interferences are present in the laboratory environment, the reagents, or the apparatus.

Minimum level (ML): The level at which the entire analytical system must give a recognizable signal and acceptable calibration point for the analyte. It is equivalent to the concentration of the lowest calibration standard, assuming that all method-specified sample weights, volumes, and cleanup procedures have been employed.

MS: Mass spectrometer or mass spectrometry.

Must: This action, activity, or procedural step is required.

OPR: Ongoing precision and recovery standard (OPR); a laboratory blank spiked with known quantities of analytes. The OPR is analyzed exactly like a sample. Its purpose is to assure that the results produced by the laboratory remain within the limits speci-

fied in this method for precision and recovery.

PAR: Precision and recovery standard; secondary standard that is diluted and spiked to form the IPR and OPR.

Preparation blank: See Method blank.

Primary dilution standard: A solution containing the specified analytes that is purchased or prepared from stock solutions and diluted as needed to prepare calibration solutions and other solutions.

Quality control check sample (QCS): A sample containing all or a subset of the analytes at known concentrations. The QCS is obtained from a source external to the laboratory or is prepared from a source of standards different from the source of calibration standards. It is used to check laboratory performance with test materials prepared external to the normal preparation process.

Reagent water: Water demonstrated to be free from the analytes of interest and potentially interfering substances at the method detection limit for the analyte.

Relative standard deviation (RSD): The standard deviation times 100 divided by the mean.

RF: Response factor. See Section 10.5.1.

RR: Relative response. See Section 10.4.4.

RSD: See Relative standard deviation.

Should: This action, activity, or procedural step is suggested but not required.

Stock solution: A solution containing an analyte that is prepared using a reference material traceable to EPA, the National Institute of Science and Technology (NIST), or a source that will attest to the purity and authenticity of the reference material.

VER: See Calibration verification standard.

PART 431 [RESERVED]

PART 432—MEAT AND POULTRY PRODUCTS POINT SOURCE CATEGORY

Sec.

432.1 General applicability.

432.2 General definitions.

432.3 General limitation or standard for pH.

432.5 Incorporation by reference.

Subpart A—Simple Slaughterhouses

432.10 Applicability.

432.11 Special definitions.

432.12 Effluent limitations attainable by the application of the best practicable control technology currently available (BPT).

432.13 Effluent limitations attainable by the application of the best available technology economically achievable (BAT).

Environmental Protection Agency

Pt. 432

- 432.14 Pretreatment standards for existing sources (PSES). [Reserved]
- 432.15 New source performance standards (NSPS).
- 432.16 Pretreatment standards for new sources (PSNS). [Reserved]
- 432.17 Effluent limitations attainable by the application of the best control technology for conventional pollutants (BCT).

Subpart B—Complex Slaughterhouses

- 432.20 Applicability.
- 432.21 Special definitions.
- 432.22 Effluent limitations attainable by the application of the best practicable control technology currently available (BPT).
- 432.23 Effluent limitations attainable by the application of the best available technology economically achievable (BAT).
- 432.24 Pretreatment standards for existing sources (PSES). [Reserved]
- 432.25 New source performance standards (NSPS).
- 432.26 Pretreatment standards for new sources (PSNS). [Reserved]
- 432.27 Effluent limitations attainable by the application of the best control technology for conventional pollutants (BCT).

Subpart C—Low-Processing Packinghouses

- 432.30 Applicability.
- 432.31 Special definitions.
- 432.32 Effluent limitations attainable by the application of the best practicable control technology currently available (BPT).
- 432.33 Effluent limitations attainable by the application of the best available technology economically achievable (BAT).
- 432.34 Pretreatment standards for existing sources (PSES). [Reserved]
- 432.35 New source performance standards (NSPS).
- 432.36 Pretreatment standards for new sources (PSNS). [Reserved]
- 432.37 Effluent limitations attainable by the application of the best control technology for conventional pollutants (BCT).

Subpart D—High-Processing Packinghouses

- 432.40 Applicability.
- 432.41 Special definitions.
- 432.42 Effluent limitations attainable by the application of the best practicable control technology currently available (BPT).
- 432.43 Effluent limitations attainable by the application of the best available technology economically achievable (BAT).

- 432.44 Pretreatment standards for existing sources (PSES). [Reserved]
- 432.45 New source performance standards (NSPS).
- 432.46 Pretreatment standards for new sources (PSNS). [Reserved]
- 432.47 Effluent limitations attainable by the application of the best control technology for conventional pollutants (BCT).

Subpart E—Small Processors

- 432.50 Applicability.
- 432.51 Special definitions.
- 432.52 Effluent limitations attainable by the application of the best practicable control technology currently available (BPT).
- 432.54 Pretreatment standards for existing sources (PSES). [Reserved]
- 432.55 New source performance standards (NSPS).
- 432.56 Pretreatment standards for new sources (PSNS). [Reserved]
- 432.57 Effluent limitations attainable by the application of the best control technology for conventional pollutants (BCT).

Subpart F—Meat Cutters

- 432.60 Applicability.
- 432.61 Special definitions.
- 432.62 Effluent limitations attainable by the application of the best practicable control technology currently available (BPT).
- 432.63 Effluent limitations attainable by the application of the best available technology economically achievable (BAT).
- 432.64 Pretreatment standards for existing sources (PSES). [Reserved]
- 432.65 New source performance standards (NSPS).
- 432.66 Pretreatment standards for new sources (PSNS). [Reserved]
- 432.67 Effluent limitations attainable by the application of the best control technology for conventional pollutants (BCT).

Subpart G—Sausage and Luncheon Meats Processors

- 432.70 Applicability.
- 432.71 Special definitions.
- 432.72 Effluent limitations attainable by the application of the best practicable control technology currently available (BPT).
- 432.73 Effluent limitations attainable by the application of the best available technology economically achievable (BAT).
- 432.74 Pretreatment standards for existing sources (PSES). [Reserved]
- 432.75 New source performance standards (NSPS).

§ 432.1

- 432.76 Pretreatment standards for new sources (PSNS). [Reserved]
432.77 Effluent limitations attainable by the application of the best control technology for conventional pollutants (BCT).

Subpart H—Ham Processors

- 432.80 Applicability.
432.81 Special definitions.
432.82 Effluent limitations attainable by the application of the best practicable control technology currently available (BPT).
432.83 Effluent limitations attainable by the application of the best available technology economically achievable (BAT).
432.84 Pretreatment standards for existing sources (PSES). [Reserved]
432.85 New source performance standards (NSPS).
432.86 Pretreatment standards for new sources (PSNS). [Reserved]
432.87 Effluent limitations attainable by the application of the best control technology for conventional pollutants (BCT).

Subpart I—Canned Meats Processors

- 432.90 Applicability.
432.91 Special definitions.
432.92 Effluent limitations attainable by the application of the best practicable control technology currently available (BPT).
432.93 Effluent limitations attainable by the application of the best available technology economically achievable (BAT).
432.94 Pretreatment standards for existing sources (PSES). [Reserved]
432.95 New source performance standards (NSPS).
432.96 Pretreatment standards for new sources (PSNS). [Reserved]
432.97 Effluent limitations attainable by the application of the best control technology for conventional pollutants (BCT).

Subpart J—Renderers

- 432.100 Applicability.
432.101 Special definitions.
432.102 Effluent limitations attainable by the application of the best practicable control technology currently available (BPT).
432.103 Effluent limitations attainable by the application of the best available technology economically achievable (BAT).
432.104 Pretreatment standards for existing sources (PSES). [Reserved]
432.105 New source performance standards (NSPS).

40 CFR Ch. I (7–1–21 Edition)

- 432.106 Pretreatment standards for new sources (PSNS). [Reserved]
432.107 Effluent limitations attainable by the application of the best control technology for conventional pollutants (BCT).

Subpart K—Poultry First Processing

- 432.110 Applicability.
432.111 Special definitions.
432.112 Effluent limitations attainable by the application of the best practicable control technology currently available (BPT).
432.113 Effluent limitations attainable by the application of the best available technology economically achievable (BAT).
432.114 Pretreatment standards for existing sources (PSES). [Reserved]
432.115 New source performance standards (NSPS).
432.116 Pretreatment standards for new sources (PSNS). [Reserved]
432.117 Effluent limitations attainable by the application of the best control technology for conventional pollutants (BCT).

Subpart L—Poultry Further Processing

- 432.120 Applicability.
432.121 Special definitions. [Reserved]
432.122 Effluent limitations attainable by the application of the best practicable control technology currently available (BPT).
432.123 Effluent limitations attainable by the application of the best available technology economically achievable (BAT).
432.124 Pretreatment standards for existing sources (PSES). [Reserved]
432.125 New source performance standards (NSPS).
432.126 Pretreatment standards for new sources (PSNS). [Reserved]
432.127 Effluent limitations attainable by the application of the best control technology for conventional pollutants (BCT).

AUTHORITY: 33 U.S.C. 1311, 1314, 1316, 1317, 1318, 1342 and 1361.

SOURCE: 69 FR 54541, Sept. 8, 2004, unless otherwise noted.

§ 432.1 General Applicability.

As defined more specifically in subparts A through L of this part, this part applies to discharges of process wastewater to waters of the U.S. from facilities engaged in the slaughtering, dressing and packing of meat and poultry products for human consumption

Environmental Protection Agency

§ 432.3

and/or animal food and feeds. Meat and poultry products for human consumption include meat and poultry from cattle, hogs, sheep, chickens, turkeys, ducks and other fowl as well as sausages, luncheon meats and cured, smoked or canned or other prepared meat and poultry products from purchased carcasses and other materials. Meat and poultry products for animal food and feeds include animal oils, meat meal and facilities that render grease and tallow from animal fat, bones and meat scraps. Manufacturing activities which may be subject to this part are generally reported under the following industrial classification codes:

Standard industrial classification ¹	North American industrial classification system ²
SIC 0751	NAICS 311611.
SIC 2011	NAICS 311612.
SIC 2013	NAICS 311615.
SIC 2015	NAICS 311613.
SIC 2047	NAICS 311111.
SIC 2048	NAICS 311119.
SIC 2077	NAICS 311999.

¹ Source: 1987 SIC Manual

² Source: 1997 NAICS Manual

§ 432.2 General definitions.

As used in this part:

(a) The general definitions and abbreviations in 40 CFR part 401 shall apply.

(b) *ELWK (equivalent live weight killed)* means the total weight of animals slaughtered at locations other than the slaughterhouse or packinghouse that processes the animals hides, blood, viscera or other renderable materials.

(c) *Fecal coliform* means the bacterial count, as determined by approved methods of analysis for Parameter 1 in Table 1A in 40 CFR 136.3.

(d) *Finished product* means the final fresh or frozen products resulting from the further processing as defined below of either whole or cut-up meat or poultry carcasses.

(e) *Further processing* means operations that utilize whole carcasses or cut-up meat or poultry products for the production of fresh or frozen products, and may include the following types of processing: Cutting and deboning, cooking, seasoning, smoking, canning, grinding, chopping, dicing, forming, breasting, breaking, trimming, skin-

ning, tenderizing, marinating, curing, pickling, extruding and/or linking.

(f) *LWK (live weight killed)* means the total weight of animals slaughtered.

(g) *Meat* means products derived from the slaughter and processing of cattle, calves, hogs, sheep and any meat that is not listed under the definition of poultry below.

(h) *Packinghouse* means a plant that both slaughters animals and subsequently processes carcasses into cured, smoked, canned or other prepared meat products.

(i) *Poultry* means products derived from the slaughter and processing of broilers, other young chickens, mature chickens, hens, turkeys, capons, geese, ducks, small game fowl such as quail or pheasants, and small game such as rabbits.

(j) *Raw material* means the basic input materials to a renderer composed of animal and poultry trimmings, bones, blood, meat scraps, dead animals, feathers and related usable by-products.

(k) *Slaughterhouse* means a facility that slaughters animals and has as its main product fresh meat as whole, half or quarter carcasses or small meat cuts.

(l) The approved methods of analysis for the following six parameters are found in Table 1B in 40 CFR 136.3. The nitrate/nitrite part of total nitrogen may also be measured by EPA Method 300.0 (incorporated by reference, see § 432.5).

(1) *Ammonia (as N)* means ammonia measured as nitrogen.

(2) *BOD₅* means 5-day biochemical oxygen demand.

(3) *O&G* means total recoverable oil and grease.

(4) *O&G (as HEM)* means total recoverable oil and grease measured as n-hexane extractable material.

(5) *Total Nitrogen* means the total of nitrate/nitrite and total Kjeldahl nitrogen.

(6) *TSS* means total suspended solids.

§ 432.3 General limitation or standard for pH.

Any discharge subject to BPT, BCT, or NSPS limitations or standards in this part must remain within the pH range of 6 to 9.

§ 432.5

§ 432.5 Incorporation by reference.

(a) The material listed in this section is incorporated by reference in the corresponding sections in this part, as noted. The Director of the Federal Register approves the incorporation by reference of this material in accordance with 5 U.S.C. 552(a) and 1 CFR part 51. This material is incorporated as it exists on the date of the approval, and notice of any change in this material will be published in the FEDERAL REGISTER. The material is available for purchase at the address in paragraph (b) of this section and is available for inspection at the Office of the Federal Register, 800 North Capitol Street, NW., Suite 700, Washington, DC, or at the EPA Docket Center, 1301 Constitution Ave., NW., EPA West Room B-102, Washington, DC.

(b) The following material is available for purchase from the National Technical Information Service, U.S. Department of Commerce, 5285 Port Royal Road, Springfield, Virginia 22161. The toll-free telephone number is (800) 553-6847.

(1) "Method 300.0 Determination of Inorganic Anions by Ion Chromatography" (Revision 2.1) found in "Methods for the Determination of Inorganic Substances in Environmental Samples," EPA 600-R-93/100 (order number PB94-120821), August 1993, IBR approved for § 432.2(l).

(2) [Reserved]

Subpart A—Simple Slaughterhouses

§ 432.10 Applicability.

This part applies to discharges of process wastewater resulting from the production of meat carcasses, in whole or in part, by simple slaughterhouses. Process wastewater includes water from animal holding areas at these facilities.

§ 432.11 Special definitions.

For the purpose of this subpart: *Simple slaughterhouse* means a slaughterhouse that provides only minimal, if any, processing of the by-products of meat slaughtering. A simple slaughterhouse would include usually no more than two by-product processing oper-

40 CFR Ch. I (7-1-21 Edition)

ations such as rendering, paunch and viscera handling, or processing of blood, hide or hair.

§ 432.12 Effluent limitations attainable by the application of the best practicable control technology currently available (BPT).

Except as provided in 40 CFR 125.30 through 125.32, any existing point source subject to this subpart must achieve the following effluent limitations representing the application of BPT:

(a) Facilities that slaughter no more than 50 million pounds per year (in units of LWK) must achieve the following limitations:

(1) In the case of process wastewater associated with the slaughtering of animals on-site or the processing of the carcasses of animals slaughtered on-site:

EFFLUENT LIMITATIONS
[BPT]

Regulated parameter	Maximum daily ¹	Maximum monthly avg. ¹
BOD ₅	0.24	0.12
Fecal Coliform	(²)	(³)
O&G ⁴	0.12	0.06
TSS	0.40	0.20

¹ Pounds per 1000 lbs (or g/kg) LWK.

² Maximum of 400 most probable number (MPN) or colony forming units (CFU) per 100 mL at any time.

³ No maximum monthly average limitation.

⁴ May be measured as hexane extractable material (HEM).

(2) In addition to the limitations specified in paragraph (a)(1) of this section, in the case of process wastewater associated with the processing (defleshing, washing and curing) of hides derived from animals slaughtered at locations off-site, the following limitations apply:

EFFLUENT LIMITATIONS
[BPT]

Regulated parameter	Maximum daily ¹	Maximum monthly avg. ¹
BOD ₅	0.04	0.02
TSS	0.08	0.04

¹ Pounds per 1000 lbs (or g/kg) ELWK.

(3) In addition to the limitations specified in paragraph (a)(1) of this section, in the case of process wastewater associated with the processing of blood

Environmental Protection Agency

§ 432.13

derived from animals slaughtered at locations off-site, the following limitations apply:

EFFLUENT LIMITATIONS [BPT]

Regulated parameter	Maximum daily ¹	Maximum monthly avg. ¹
BOD ₅	0.04	0.02
TSS	0.08	0.04

¹ Pounds per 1000 lbs (or g/kg) ELWK.

(4) In addition to the limitations specified in paragraph (a)(1) of this section, in the case of process wastewater associated with wet or low-temperature rendering of material derived from animals slaughtered at locations off-site and dead animals, the following limitations apply:

EFFLUENT LIMITATIONS [BPT]

Regulated parameter	Maximum daily ¹	Maximum monthly avg. ¹
BOD ₅	0.06	0.03
TSS	0.12	0.06

¹ Pounds per 1000 lbs (or g/kg) ELWK.

(5) In addition to the limitations specified in paragraph (a)(1) of this section, in the case of process wastewater associated with dry rendering of material derived from animals slaughtered at locations off-site and dead animals, the following limitations apply:

EFFLUENT LIMITATIONS [BPT]

Regulated parameter	Maximum daily ¹	Maximum monthly avg. ¹
BOD ₅	0.02	0.01
TSS	0.04	0.02

¹ Pounds per 1000 lbs (or g/kg) ELWK.

(b) Facilities that slaughter more than 50 million pounds per year (in units of LWK) must achieve the following limitations:

(1) All facilities must achieve the following effluent limitation for ammonia (as N):

EFFLUENT LIMITATIONS [BPT]

Regulated parameter	Maximum daily ¹	Maximum monthly avg. ¹
Ammonia (as N)	8.0	4.0

¹ mg/L (ppm).

(2) In the case of process wastewater associated with the slaughtering of animals on-site, the limitations for BOD₅, fecal coliform, O&G, and TSS specified in paragraph (a)(1) of this section apply.

(3) In addition to the limitations specified in paragraphs (b)(1) and (2) of this section, in the case of process wastewater associated with the processing (defleshing, washing and curing) of hides derived from animals slaughtered at locations off-site, the limitations for BOD₅ and TSS specified in paragraph (a)(2) of this section also apply.

(4) In addition to the limitations specified in paragraphs (b)(1) and (2) of this section, in the case of process wastewater associated with the processing of blood derived from animals slaughtered at locations off-site, the limitations for BOD₅ and TSS specified in paragraph (a)(3) of this section apply.

(5) In addition to the limitations specified in paragraphs (b)(1) and (2) of this section, in the case of process wastewater associated with wet or low-temperature rendering of material derived from animals slaughtered at locations off-site and dead animals, the limitations for BOD₅ and TSS specified in paragraph (a)(4) of this section apply.

(6) In addition to the limitations specified in paragraphs (b)(1) and (2) of this section, in the case of process wastewater associated with dry rendering of material derived from animals slaughtered at locations off-site and dead animals, the limitations for BOD₅ and TSS specified in paragraph (a)(5) of this section apply.

§ 432.13 Effluent limitations attainable by the application of the best available technology economically achievable (BAT).

Except as provided in 40 CFR 125.30 through 125.32, any existing point

§ 432.14

source subject to this subpart that slaughters more than 50 million pounds per year (in units of LWK) must achieve the following effluent limitations representing the application of BAT:

EFFLUENT LIMITATIONS [BAT]

Regulated parameter	Maximum daily ¹	Maximum monthly avg. ¹
Ammonia (as N)	8.0	4.0
Total Nitrogen	194	134

¹ mg/L (ppm).

§ 432.14 Pretreatment standards for existing sources (PSES). [Reserved]

§ 432.15 New source performance standards (NSPS).

Except as provided in paragraph (c) of this section, any source that is a new source subject to this subpart must achieve the following performance standards:

(a) Facilities that slaughter no more than 50 million pounds per year (in units of LWK) must achieve the following performance standards:

(1) In the case of process wastewater associated with the slaughtering of animals on-site or the processing of the carcasses of animals slaughtered on-site, the standards for BOD₅, fecal coliform, O&G, and TSS are the same as the corresponding limitations specified in § 432.12(a)(1); and standards for ammonia (as N) are as follows:

PERFORMANCE STANDARDS [NSPS]

Regulated parameter	Maximum daily ¹	Maximum monthly avg. ¹
Ammonia (as N)	0.34	0.17

¹ Pounds per 1000 lbs (or g/kg) LWK.

(2) In addition to the standards specified in paragraph (a)(1) of this section, in the case of process wastewater associated with processing of blood derived from animals slaughtered at locations off-site, the standards for BOD₅ and TSS specified in § 432.12(a)(3) and the following standards for ammonia (as N) apply:

40 CFR Ch. I (7–1–21 Edition)

PERFORMANCE STANDARDS [NSPS]

Regulated parameter	Maximum daily ¹	Maximum monthly avg. ¹
Ammonia (as N)	0.06	0.03

¹ Pounds per 1000 lbs (or g/kg) ELWK.

(3) In addition to the standards specified in paragraph (a)(1) of this section, in the case of process wastewater associated with wet or low-temperature rendering of material derived from animals slaughtered at locations off-site and dead animals, the standards for BOD₅ and TSS specified in § 432.12(a)(4) and the following standards for ammonia (as N) apply:

PERFORMANCE STANDARDS [NSPS]

Regulated parameter	Maximum daily ¹	Maximum monthly avg. ¹
Ammonia (as N)	0.10	0.05

¹ Pounds per 1000 lbs (or g/kg) ELWK.

(4) In addition to the standards specified in paragraph (a)(1) of this section, in the case of case of process wastewater associated with dry rendering of material derived from animals slaughtered at locations off-site and dead animals, the standards for BOD₅ and TSS specified in § 432.12(a)(5) and the following standards for ammonia (as N) apply:

PERFORMANCE STANDARDS [NSPS]

Regulated parameter	Maximum daily ¹	Maximum monthly avg. ¹
Ammonia (as N)	0.04	0.02

¹ Pounds per 1000 lbs (or g/kg) ELWK.

(b) Facilities that slaughter more than 50 million pounds per year (in units of LWK) must achieve the following performance standards.

(1) In the case of process wastewater associated with the slaughtering of animals on-site or the processing of the carcasses of animals slaughtered on-site, the standards for BOD₅, fecal coliform, O&G, and TSS are the same as the limitations specified in § 432.12(a)(1) and the standards for ammonia (as N) and total nitrogen are as follows:

Environmental Protection Agency

§ 432.22

PERFORMANCE STANDARDS [NSPS]

Regulated parameter	Maximum daily ¹	Maximum monthly avg. ¹
Ammonia (as N)	8.0	4.0
Total Nitrogen	194	134

¹ mg/L (ppm).

(2) In addition to the standards specified in paragraph (b)(1) of this section, in the case of process wastewater associated with processing of blood derived from animals slaughtered at locations off-site, the standards for BOD₅ and TSS specified in § 432.12(a)(3) apply.

(3) In addition to the standards specified in paragraph (b)(1) of this section, in the case of process wastewater associated with wet or low-temperature rendering of material derived from animals slaughtered at locations off-site and dead animals, the standards for BOD₅ and TSS specified in § 432.12(a)(4) apply.

(4) In addition to the standards specified in paragraph (b)(1) of this section, in the case of process wastewater associated with dry rendering of material derived from animals slaughtered at locations off-site and dead animals, the standards for BOD₅ and TSS specified in § 432.12(a)(5) apply.

(c) Any source that was a new source subject to the standards specified in § 432.15 of title 40 of the Code of Federal Regulations, revised as of July 1, 2003, must continue to achieve the standards specified in this section until the expiration of the applicable time period specified in 40 CFR 122.29(d)(1) after which it must achieve the effluent limitations specified in §§ 432.12 and 432.13.

§ 432.16 Pretreatment standards for new sources (PSNS). [Reserved]

§ 432.17 Effluent limitations attainable by the application of the best control technology for conventional pollutants (BCT).

Except as provided in 40 CFR 125.30 through 125.32, any existing point source subject to this subpart must achieve the following effluent limitations representing the application of BCT: Limitations for BOD₅, TSS, O&G, and fecal coliform are the same as the corresponding limitation specified in § 432.12.

Subpart B—Complex Slaughterhouses

§ 432.20 Applicability.

This part applies to discharges of process wastewater associated with the production of meat carcasses, in whole or in part, by complex slaughterhouses. Process wastewater includes water from animal holding areas at these facilities.

§ 432.21 Special definitions.

For the purpose of this subpart: *Complex slaughterhouse* means a slaughterhouse that provides extensive processing of the by-products of meat slaughtering. A complex slaughterhouse would usually include at least three processing operations such as rendering, paunch and viscera handling, or processing of blood, hide or hair.

§ 432.22 Effluent limitations attainable by the application of the best practicable control technology currently available (BPT).

Except as provided in 40 CFR 125.30 through 125.32, any existing point source subject to this subpart must achieve the following effluent limitations representing the application of BPT:

(a) Facilities that slaughter no more than 50 million pounds per year (in units of LWK) must achieve the following effluent limitations:

(1) In the case of process wastewater associated with the slaughtering of animals on-site or the processing of the carcasses of animals slaughtered on-site:

EFFLUENT LIMITATIONS [BPT]

Regulated parameter	Maximum daily ¹	Maximum monthly avg. ¹
BOD ₅	0.42	0.21
Fecal Coliform	(²)	(³)
O&G ⁴	0.16	0.08
TSS	0.50	0.25

¹ Pounds per 1000 lbs (or g/kg) LWK.

² Maximum of 400 MPN or CFU per 100 mL at any time.

³ No maximum monthly average limitation.

⁴ May be measured as hexane extractable material (HEM).

(2) In addition to the limitations specified in paragraph (a)(1) of this section, in the case of process wastewater

§ 432.23

40 CFR Ch. I (7–1–21 Edition)

associated with the processing (defleshing, washing and curing) of hides derived from animals slaughtered at locations off-site, the limitations for BOD₅ and TSS specified in § 432.12(a)(2) apply.

(3) In addition to the limitations specified in paragraph (a)(1) of this section, in the case of process wastewater associated with the processing of blood derived from animals slaughtered at locations off-site, the limitations for BOD₅ and TSS specified in § 432.12(a)(3) apply.

(4) In addition to the limitations specified in paragraph (a)(1) of this section, in the case of process wastewater associated with wet or low-temperature rendering of material derived from animals slaughtered at locations off-site and dead animals, the limitations for BOD₅ and TSS specified in § 432.12(a)(4) apply.

(5) In addition to the limitations specified in paragraph (a)(1) of this section, in the case of process wastewater associated with dry rendering of material derived from animals slaughtered at locations off-site and dead animals, the limitations for BOD₅ and TSS specified in § 432.12(a)(5) apply.

(b) Facilities that slaughter more than 50 million pounds per year (in units of LWK) must achieve the following limitations:

(1) All facilities must achieve the following effluent limitation for ammonia (as N):

EFFLUENT LIMITATIONS
[BPT]

Regulated parameter	Maximum daily ¹	Maximum monthly avg. ¹
Ammonia (as N)	8.0	4.0

¹ mg/L (ppm).

(2) In the case of process wastewater associated with the slaughtering of animals on-site or the processing of the carcasses of animals slaughtered on-site, the limitations for BOD₅, fecal coliform, O&G, and TSS are the same as the limitations specified in paragraph (a)(1) of this section.

(3) In addition to the limitations specified in paragraphs (b)(1) and (2) of this section, in the case of process wastewater associated with the proc-

essing (defleshing, washing and curing) of hides derived from animals slaughtered at locations off-site, the limitations for BOD₅ and TSS specified in paragraph (a)(2) of this section apply.

(4) In addition to the limitations specified in paragraphs (b)(1) and (2) of this section, in the case of process wastewater associated with the processing of blood derived from animals slaughtered at locations off-site, the limitations for BOD₅ and TSS specified in paragraph (a)(3) of this section apply.

(5) In addition to the limitations specified in paragraphs (b)(1) and (2) of this section, in the case of process wastewater associated with wet or low-temperature rendering of material derived from animals slaughtered at locations off-site and dead animals, the limitations for BOD₅ and TSS specified in paragraph (a)(4) of this section apply.

(6) In addition to the limitations specified in paragraphs (b)(1) and (2) of this section, in the case of process wastewater associated with dry rendering of material derived from animals slaughtered at locations off-site and dead animals, the limitations for BOD₅ and TSS specified in paragraph (a)(5) of this section apply.

§ 432.23 Effluent limitations attainable by the application of the best available technology economically achievable (BAT).

Except as provided in 40 CFR 125.30 through 125.32, any existing point source subject to this subpart that slaughters more than 50 million pounds per year (in units of LWK) must achieve the following effluent limitations representing the application of BAT: Limitations for ammonia (as N) and total nitrogen are the same as specified in § 432.13.

§ 432.24 Pretreatment standards for existing sources (PSES). [Reserved]

§ 432.25 New source performance standards (NSPS).

Except as provided in paragraph (c) of this section, any source that is a new source subject to this subpart must achieve the following performance standards:

Environmental Protection Agency

§ 432.27

(a) Facilities that slaughter no more than 50 million pounds per year (in units of LWK) must achieve the following performance standards:

(1) In the case of process wastewater associated with slaughtering of animals on-site or the processing of the carcasses of animals slaughtered on-site, the standards for BOD₅, fecal coliform, O&G, and TSS are the same as the limitations specified in § 432.22(a)(1), and the standards for ammonia (as N) are as follows:

PERFORMANCE STANDARDS [NPS]

Regulated parameter	Maximum daily ¹	Maximum monthly avg. ¹
Ammonia (as N)	0.48	0.24

¹ Pounds per 1000 lbs (or g/kg) LWK.

(2) In addition to the standard specified in paragraph (a)(1) of this section, in the case of process wastewater associated with the processing of blood derived from animals slaughtered at locations off-site, the supplemental limitations for BOD₅ and TSS specified in § 432.12(a)(3) and the standards for ammonia (as N) specified in § 432.15(a)(2) apply.

(3) In addition to the standard specified in paragraph (a)(1) of this section, in the case of associated with the wet or low-temperature rendering of material derived from animals slaughtered at locations off-site and dead animals, the supplemental limitations for BOD₅ and TSS specified in § 432.12(a)(4) and the standards for ammonia (as N) specified in § 432.15(a)(3) apply.

(4) In addition to the standard specified in paragraph (a)(1) of this section, in the case of process wastewater associated with the dry rendering of material derived from animals slaughtered at locations off-site and dead animals, the limitations for BOD₅ and TSS specified in § 432.12(a)(5) and the standards for ammonia (as N) specified in § 432.15(a)(4) apply.

(b) Facilities that slaughter more than 50 million pounds per year (in units of LWK) must achieve the following performance standards:

(1) In the case of process wastewater associated with the slaughtering of animals on-site or the processing of the

carcasses of animals slaughtered on-site, the standards for BOD₅, fecal coliform, O&G, and TSS are the same as the corresponding limitations specified in § 432.22(a)(1) and the standards for ammonia (as N) and total nitrogen are the same as the limitations specified in § 432.15(b)(1).

(2) In addition to the standards specified in paragraph (b)(1) of this section, in the case of process wastewater associated with the processing of blood derived from animals slaughtered at locations off-site, the standards for BOD₅ and TSS specified in § 432.12(a)(3) apply.

(3) In addition to the standards specified in paragraph (b)(1) of this section, in the case of process wastewater associated with the wet or low-temperature rendering of material derived from animals slaughtered at locations off-site and dead animals, the standards for BOD₅ and TSS specified in § 432.12(a)(4) apply.

(4) In addition to the standards specified in paragraph (b)(1) of this section, in the case of process wastewater associated with the dry rendering of material derived from animals slaughtered at locations off-site and dead animals, the standards for BOD₅ and TSS specified in § 432.12(a)(5) apply.

(c) Any source that was a new source subject to the standards specified in § 432.25 of title 40 of the Code of Federal Regulations, revised as of July 1, 2003, must continue to achieve the standards specified in this section until the expiration of the applicable time period specified in 40 CFR 122.29(d)(1) after which it must achieve the effluent limitations specified in §§ 432.22 and 432.23.

§ 432.26 Pretreatment standards for new sources (PSNS). [Reserved]

§ 432.27 Effluent limitations attainable by the application of the best control technology for conventional pollutants (BCT).

Except as provided in 40 CFR 125.30 through 125.32, any existing point source subject to this subpart must achieve the following effluent limitations representing the application of BCT: Limitations for BOD₅, fecal coliform, TSS, and O&G are the same as the corresponding limitation specified in § 432.22.

Subpart C—Low-processing Packinghouses

§ 432.30 Applicability.

This part applies to discharges of process wastewater resulting from the production of meat carcasses, in whole or in part, by low-processing packinghouses. Process wastewater includes water from animal holding areas at these facilities.

§ 432.31 Special definitions.

For the purpose of this subpart: *Low-processing packinghouse* means a packinghouse that processes no more, and usually fewer than, the total number of animals slaughtered at that plant.

§ 432.32 Effluent limitations attainable by the application of the best practicable control technology currently available (BPT).

Except as provided in 40 CFR 125.30 through 125.32, any existing point source subject to this subpart must achieve the following effluent limitations representing the application of BPT:

(a) Facilities that slaughter no more than 50 million pounds per year (in units of LWK) must achieve the following limitations:

(1) In the case of process wastewater associated with slaughtering of animals on-site or the processing of the carcasses of animals slaughtered on-site:

EFFLUENT LIMITATIONS [BPT]		
Regulated parameter	Maximum daily ¹	Maximum monthly avg. ¹
BOD ₅	0.34	0.17
Fecal Coliform	(²)	(³)
O&G ⁴	0.16	0.08
TSS	0.48	0.24

¹ Pounds per 1000 lbs (or g/kg) LWK.

² Maximum of 400 MPN or CFU per 100 mL at any time.

³ No maximum monthly average limitation.

⁴ May be measured as hexane extractable material (HEM).

(2) In addition to the limitations specified in paragraph (a)(1) of this section, in the case of process wastewater associated with the processing (defleshing, washing and curing) of hides derived from animals slaughtered at locations off-site, the limitations for

BOD₅ and TSS specified in § 432.12(a)(2) apply.

(3) In addition to the limitations specified in paragraph (a)(1) of this section, in the case of process wastewater associated with the processing of blood derived from animals slaughtered at locations off-site, the limitations for BOD₅ and TSS specified in § 432.12(a)(3) apply.

(4) In addition to the limitations specified in paragraph (a)(1) of this section, in the case of process wastewater associated with the wet or low-temperature rendering of material derived from animals slaughtered at locations off-site and dead animals, the limitations for BOD₅ and TSS specified in § 432.12(a)(4) apply.

(5) In addition to the limitations specified in paragraph (a)(1) of this section, in the case of process wastewater associated with the dry rendering of material derived from animals slaughtered at locations off-site and dead animals, the limitations for BOD₅ and TSS specified in § 432.12(a)(5) apply.

(b) Facilities that slaughter more than 50 million pounds per year (in units of LWK) must achieve the following limitations:

(1) All facilities must achieve the following effluent limitation for ammonia (as N):

**EFFLUENT LIMITATIONS
[BPT]**

Regulated parameter	Maximum daily ¹	Maximum monthly avg. ¹
Ammonia (as N)	8.0	4.0

¹ mg/L (ppm).

(2) In the case of process wastewater associated with the slaughtering of animals on-site or the processing of the carcasses of animals slaughtered on-site, the limitations for BOD₅, fecal coliform, O&G, and TSS are the same as the corresponding limitations specified in paragraph (a)(1) of this section.

(3) In addition to the limitations specified in paragraphs (b)(1) and (2) of this section, in the case of process wastewater associated with the processing (defleshing, washing and curing)

Environmental Protection Agency

§ 432.35

of hides derived from animals slaughtered at locations off-site, the limitations for BOD₅ and TSS specified in paragraph (a)(2) of this section apply.

(4) In addition to the limitations specified in paragraphs (b)(1) and (2) of this section, in the case of process wastewater associated with the processing of blood derived from animals slaughtered at locations off-site, the limitations for BOD₅ and TSS specified in paragraph (a)(3) of this section apply.

(5) In addition to the limitations specified in paragraphs (b)(1) and (2) of this section, in the case of process wastewater associated with the wet or low-temperature rendering of material derived from animals slaughtered at locations off-site and dead animals, the limitations for BOD₅ and TSS specified in paragraph (a)(4) of this section apply.

(6) In addition to the limitations specified in paragraphs (b)(1) and (2) of this section, in the case of process wastewater associated with the dry rendering of material derived from animals slaughtered at locations off-site and dead animals, the limitations for BOD₅ and TSS specified in paragraph (a)(5) of this section apply.

§ 432.33 Effluent limitations attainable by the application of the best available technology economically achievable (BAT).

Except as provided in 40 CFR 125.30 through 125.32, any existing point source subject to this subpart that slaughters more than 50 million pounds per year (in units of LWK) must achieve the following effluent limitations representing the application of BAT: the limitations for ammonia (as N) and total nitrogen are the same as specified in § 432.13.

§ 432.34 Pretreatment standards for existing sources (PSES). [Reserved]

§ 432.35 New source performance standards (NSPS).

Except as provided in paragraph (c) of this section, any source that is a new source subject to this subpart must achieve the following performance standards:

(a) Facilities that slaughter no more than 50 million pounds per year (in

units of LWK) must achieve the following performance standards:

(1) In the case of process wastewater associated with the slaughtering of animals on-site or the processing of the carcasses of animals slaughtered on-site, the standards for BOD₅, fecal coliform, TSS, and O&G are the same as the limitations specified in § 432.32(a)(1) and the standards for ammonia (as N) are as follows:

PERFORMANCE STANDARDS [NSPS]

Regulated parameter	Maximum daily ¹	Maximum monthly avg. ¹
Ammonia (as N)	0.48	0.24

¹ Pounds per 1000 lbs (or g/kg) LWK.

(2) In addition to the standards specified in paragraph (a)(1) of this section, in the case of process wastewater associated with the processing of blood derived from animals slaughtered at locations off-site, the limitations for BOD₅ and TSS specified in § 432.12(a)(3) and the standards for ammonia (as N) specified in § 432.15(a)(2) apply.

(3) In addition to the standards specified in paragraph (a)(1) of this section, in the case of process wastewater associated with the wet or low-temperature rendering of material derived from animals slaughtered at locations off-site and dead animals, the limitations for BOD₅ and TSS specified in § 432.12(a)(4) and the standards for ammonia (as N) specified in § 432.15(a)(3) apply in addition to the standards specified in paragraph (a)(1) of this section.

(4) In addition to the standards specified in paragraph (a)(1) of this section, in the case of process wastewater associated with the dry rendering of material derived from animals slaughtered at locations off-site and dead animals, the limitations for BOD₅ and TSS specified in § 432.12(a)(5) and the standards for ammonia (as N) specified in § 432.15(a)(4) apply.

(b) Facilities that slaughter more than 50 million pounds per year (in units of LWK) must achieve the following performance standards:

(1) In the case of process wastewater associated with the slaughtering of animals on-site or the processing of the carcasses of animals slaughtered on-

§ 432.36

site, the standards for BOD₅, fecal coliform, TSS, and O&G are the same as the corresponding limitations specified in § 432.32(a)(1) and the standards for ammonia (as N) and total nitrogen are the same as the limitations specified in § 432.15(b)(1).

(2) In addition to the standards specified in paragraph (b)(1) of this section, in the case of process wastewater associated with the processing of blood derived from animals slaughtered at locations off-site, the standards for BOD₅ and TSS specified in § 432.12(a)(3) apply.

(3) In addition to the standards specified in paragraph (b)(1) of this section, in the case of process wastewater associated with the wet or low-temperature rendering of material derived from animals slaughtered at locations off-site and dead animals, the standards for BOD₅ and TSS specified in § 432.12(a)(4) apply.

(4) In addition to the standards specified in paragraph (b)(1) of this section, in the case of process wastewater associated with the dry rendering of material derived from animals slaughtered at locations off-site and dead animals, the standards for BOD₅ and TSS specified in § 432.12(a)(5) apply.

(c) Any source that was a new source subject to the standards specified in § 432.35 of title 40 of the Code of Federal Regulations, revised as of July 1, 2003, must continue to achieve the standards specified in this section until the expiration of the applicable time period specified in 40 CFR 122.29(d)(1) after which it must achieve the effluent limitations specified in §§ 432.32 and 432.33.

§ 432.36 Pretreatment standards for new sources (PSNS). [Reserved]

§ 432.37 Effluent limitations attainable by the application of the best control technology for conventional pollutants (BCT).

Except as provided in 40 CFR 125.30 through 125.32, any existing point source subject to this subpart must achieve the following effluent limitations representing the application of BCT: Limitations for BOD₅, fecal coliform, TSS, and O&G are the same as the corresponding limitation specified in § 432.32.

40 CFR Ch. I (7–1–21 Edition)

Subpart D—High-Processing Packinghouse

§ 432.40 Applicability.

This part applies to discharges of process wastewater resulting from the production of meat carcasses, in whole or in part, by high-processing packinghouses. Process wastewater includes water from animal holding areas at these facilities.

§ 432.41 Special definitions.

For the purpose of this subpart: *High-processing packinghouse* means a packinghouse which processes both animals slaughtered at the site and additional carcasses from outside sources.

§ 432.42 Effluent limitations attainable by the application of the best practicable control technology currently available (BPT).

Except as provided in 40 CFR 125.30 through 125.32, any existing point source subject to this subpart must achieve the following effluent limitations representing the application of BPT:

(a) Facilities that slaughter no more than 50 million pounds per year (in units of LWK) must achieve the following limitations:

(1) In the case of process wastewater associated with the slaughtering of animals on-site or the processing of the carcasses of animals slaughtered on-site:

EFFLUENT LIMITATIONS [BPT]

Regulated parameter	Maximum daily ¹	Maximum monthly avg. ¹
BOD ₅ ²	0.48	0.24
Fecal Coliform	(³)	(⁴)
O&G ⁵	0.26	0.13
TSS ²	0.62	0.31

¹ Pounds per 1000 lbs (or g/kg) LWK.

² The values for BOD₅ and TSS are for average plants, i.e., plants where the ratio of avg. wt. of processed meat products/avg. LWK is 0.55. Adjustments can be made for high-processing packinghouses operating at other such ratios according to the following equations: lbs BOD₅/1000 lbs LWK = 0.21 + 0.23 (v–0.4) and lbs TSS/1000 lbs LWK = 0.28 + 0.3 (v–0.4), where v equals the following ratio: lbs processed meat products/lbs LWK.

³ Maximum of 400 MPN or CFU per 100 mL at any time.

⁴ No maximum monthly average limitation.

⁵ May be measured as hexane extractable material (HEM).

Environmental Protection Agency

§ 432.45

(2) In addition to the limitations specified in paragraph (a)(1) of this section, in the case of process wastewater associated with the processing (defleshing, washing and curing) of hides derived from animals slaughtered at locations off-site, the limitations for BOD₅ and TSS specified in § 432.12(a)(2) apply.

(3) In addition to the limitations specified in paragraph (a)(1) of this section, in the case of process wastewater associated with the processing of blood derived from animals slaughtered at locations off-site, the limitations for BOD₅ and TSS specified in § 432.12(a)(3) apply.

(4) In addition to the limitations specified in paragraph (a)(1) of this section, in the case of process wastewater associated with the wet or low-temperature rendering of material derived from animals slaughtered at locations off-site and dead animals, the limitations for BOD₅ and TSS specified in § 432.12(a)(4) apply.

(5) In addition to the limitations specified in paragraph (a)(1) of this section, in the case of process wastewater associated with dry rendering of material derived from animals slaughtered at locations off-site and dead animals, the limitations for BOD₅ and TSS specified in § 432.12(a)(5) apply.

(b) Facilities that slaughter more than 50 million pounds per year (in units of LWK) must achieve the following limitations:

(1) All facilities must achieve the following effluent limitations for ammonia (as N):

EFFLUENT LIMITATIONS
[BPT]

Regulated parameter	Maximum daily ¹	Maximum monthly avg. ¹
Ammonia (as N)	8.0	4.0

¹ mg/L (ppm).

(2) In the case of process wastewater associated with the slaughtering of animals on-site or the processing of the carcasses of animals slaughtered on-site, the limitations for BOD₅, fecal coliform, TSS, and O&G are the same as the limitations specified in paragraph (a)(1) of this section.

(3) In addition to the limitations specified in paragraphs (b)(1) and (2) of this section, in the case of process wastewater associated with the processing (defleshing, washing and curing) of hides derived from animals slaughtered at locations off-site, the limitations for BOD₅ and TSS specified in paragraph (a)(2) of this section apply.

(4) In addition to the limitations specified in paragraphs (b)(1) and (2) of this section, in the case of process wastewater associated with the processing of blood derived from animals slaughtered at locations off-site, the limitations for BOD₅ and TSS specified in paragraph (a)(3) of this section apply.

(5) In addition to the limitations specified in paragraphs (b)(1) and (2) of this section, in the case of process wastewater associated with wet or low-temperature rendering of material derived from animals slaughtered at locations off-site and dead animals, the limitations for BOD₅ and TSS specified in paragraph (a)(4) of this section apply.

(6) In addition to the limitations specified in paragraphs (b)(1) and (2) of this section, in the case of process wastewater associated with the dry rendering of material derived from animals slaughtered at locations off-site and dead animals, the limitations for BOD₅ and TSS specified in paragraph (a)(5) of this section apply.

§ 432.43 Effluent limitations attainable by the application of the best available technology economically achievable (BAT).

Except as provided in 40 CFR 125.30 through 125.32, any existing point source subject to this subpart that slaughters more than 50 million pounds per year (in units of LWK) must achieve the following effluent limitations representing the application of BAT: Limitations for ammonia (as N) and total nitrogen are the same as specified in § 432.13.

§ 432.44 Pretreatment standards for existing sources (PSES). [Reserved]

§ 432.45 New source performance standards (NSPS).

Except as provided in paragraph (c) of this section, any source that is a

§ 432.46

40 CFR Ch. I (7–1–21 Edition)

new source subject to this subpart must achieve the following performance standards:

(a) Facilities that slaughter no more than 50 million pounds per year (in units of LWK) must achieve the following performance standards:

(1) In the case of process wastewater associated with the slaughtering of animals on-site or the processing of the carcasses of animals slaughtered on-site, the standards for BOD₅, fecal coliform, TSS, and O&G are the same as the limitations specified in § 432.42(a)(1); and standards for ammonia (as N) are as follows:

PERFORMANCE STANDARDS
[NSPS]

Regulated parameter	Maximum daily ¹	Maximum monthly avg. ¹
Ammonia (as N)	0.80	0.40

¹ Pounds per 1000 lbs (or g/kg) LWK.

(2) In addition to the standards specified in paragraph (a)(1) of this section, in the case of process wastewater associated with the processing of blood derived from animals slaughtered at locations off-site, the limitations for BOD₅ and TSS specified in § 432.12(a)(3) and the standards for ammonia (as N) specified in § 432.15(a)(2) apply.

(3) In addition to the standards specified in paragraph (a)(1) of this section, in the case of process wastewater associated with the wet or low-temperature rendering of material derived from animals slaughtered at locations off-site and dead animals, the limitations for BOD₅ and TSS specified in § 432.12(a)(4) and the standards for ammonia (as N) specified in § 432.15(a)(3) apply.

(4) In addition to the standards specified in paragraph (a)(1) of this section, in the case of process wastewater associated with the dry rendering of material derived from animals slaughtered at locations off-site and dead animals, the limitations for BOD₅ and TSS specified in § 432.12(a)(5) and the standards for ammonia (as N) specified in § 432.15(a)(4) apply:

(b) Facilities that slaughter more than 50 million pounds per year (in units of LWK) must achieve the following performance standards:

(1) In the case of process wastewater associated with the slaughtering of animals on-site or the processing of the carcasses of animals slaughtered on-site, the standards for BOD₅, fecal coliform, TSS, and O&G are the same as the limitations specified in § 432.42(a)(1); and standards for ammonia (as N) and total nitrogen are the same as the limitations specified in § 432.15(b)(1).

(2) In addition to the standards specified in paragraph (b)(1) of this section, in the case of process wastewater associated with the processing of blood derived from animals slaughtered at locations off-site, the standards for BOD₅ and TSS specified in § 432.12(a)(3) apply.

(3) In addition to the standards specified in paragraph (b)(1) of this section, in the case of process wastewater associated with the wet or low-temperature rendering of material derived from animals slaughtered at locations off-site and dead animals, the standards for BOD₅ and TSS specified in § 432.12(a)(4) apply in addition to the standards specified in paragraph (b)(1) of this section.

(4) In addition to the standards specified in paragraph (b)(1) of this section, in the case of process wastewater associated with the dry rendering of material derived from animals slaughtered at locations off-site and dead animals, the standards for BOD₅ and TSS specified in § 432.12(a)(5) apply.

(c) Any source that was a new source subject to the standards specified in § 432.45 of title 40 of the Code of Federal Regulations, revised as of July 1, 2003, must continue to achieve the standards specified in this section until the expiration of the applicable time period specified in 40 CFR 122.29(d)(1) after which it must achieve the effluent limitations specified in §§ 432.42 and 432.43.

§ 432.46 Pretreatment standards for new sources (PSNS). [Reserved]

§ 432.47 Effluent limitations attainable by the application of the best control technology for conventional pollutants (BCT).

Except as provided in 40 CFR 125.30 through 125.32, any existing point source subject to this subpart must achieve the following effluent limitations representing the application of

Environmental Protection Agency

§ 432.62

BCT: Limitations for BOD₅, fecal coliform, TSS, and O&G are the same as the corresponding limitation specified in § 432.42.

Subpart E—Small Processors

§ 432.50 Applicability.

This part applies to discharges of process wastewater resulting from the production of finished meat products such as fresh meat cuts, smoked products, canned products, hams, sausages, luncheon meats, or similar products by a small processor.

§ 432.51 Special definitions.

For the purpose of this subpart:

(a) *Finished product* means the final product, such as fresh meat cuts, hams, bacon or other smoked meats, sausage, luncheon meats, stew, canned meats or related products.

(b) *Small processor* means an operation that produces no more than 6000 lbs (2730 kg) per day of any type or combination of finished products.

§ 432.52 Effluent limitations attainable by the application of the best practicable control technology currently available (BPT).

Except as provided in 40 CFR 125.30 through 125.32, any existing point source subject to this subpart must achieve the following effluent limitations representing the application of BPT:

EFFLUENT LIMITATIONS
[BPT]

Regulated parameter	Maximum daily ¹	Maximum monthly avg. ¹
BOD ₅	2.0	1.0
Fecal Coliform	(²)	(²)
O&G ³	1.0	0.5
TSS	2.4	1.2

¹ Pounds per 1000 lbs (or g/kg) of finished product.

² No limitation.

³ May be measured as hexane extractable material (HEM).

§ 432.54 Pretreatment standards for existing sources (PSES). [Reserved]

§ 432.55 New source performance standards (NSPS).

Any source that is a new source subject to this subpart must achieve the following performance standards:

PERFORMANCE STANDARDS
(NSPS)

Regulated parameter	Maximum daily ¹	Maximum monthly avg. ¹
BOD ₅	1.0	0.5
Fecal Coliform	(²)	(²)
O&G ³	0.5	0.25
TSS	1.2	0.6

¹ Pounds per 1000 lbs (or g/kg) of finished product.

² No limitation.

³ May be measured as hexane extractable material (HEM).

§ 432.56 Pretreatment standards for new sources (PSNS). [Reserved]

§ 432.57 Effluent limitations attainable by the application of the best control technology for conventional pollutants (BCT).

Except as provided in 40 CFR 125.30 through 125.32, any existing point source subject to this subpart must achieve the following effluent limitations representing the application of BCT: Limitations for BOD₅, TSS and O&G are the same as the corresponding standard specified in § 432.55.

Subpart F—Meat Cutters

§ 432.60 Applicability.

This part applies to discharges of process wastewater resulting from the production of fresh meat cuts, such as steaks, roasts, chops, etc. by a meat cutter.

§ 432.61 Special definitions.

For the purpose of this subpart:

(a) *Finished product* means the final product, such as fresh meat cuts including, but not limited to, steaks, roasts, chops, or boneless meats.

(b) *Meat cutter* means an operation which cuts or otherwise produces fresh meat cuts and related finished products from larger pieces of meat (carcasses or not carcasses), at rates greater than 6000 lbs (2730 kg) per day.

§ 432.62 Effluent limitations attainable by the application of the best practicable control technology currently available (BPT).

Except as provided in 40 CFR 125.30 through 125.32, any existing point source subject to this subpart must

§ 432.63

achieve the following effluent limitations representing the application of BPT:

(a) Facilities that generate no more than 50 million pounds per year of finished products must achieve the following effluent limitations:

EFFLUENT LIMITATIONS
[BPT]

Regulated parameter	Maximum daily ¹	Maximum monthly avg. ¹
BOD ₅	0.036	0.018
Fecal Coliform	(²)	(³)
O&G ⁴	0.012	0.006
TSS	0.044	0.022

¹ Pounds per 1000 lbs (or g/kg) of finished product.

² Maximum of 400 MPN or CFU per 100 mL at any time.

³ No maximum monthly average limitation.

⁴ May be measured as hexane extractable material (HEM).

(b) Facilities that generate more than 50 million pounds per year of finished products must achieve the limitations for BOD₅, fecal coliform, O&G, and TSS specified in paragraph (a) of this section.

§ 432.63 Effluent limitations attainable by the application of the best available technology economically achievable (BAT).

Except as provided in 40 CFR 125.30 through 125.32, any existing point source subject to this subpart must achieve the following effluent limitations representing the application of BAT:

(a) Facilities that generate no more than 50 million pounds per year of finished products must achieve the following effluent limitations:

EFFLUENT LIMITATIONS
[BAT]

Regulated parameter	Maximum daily ¹	Maximum monthly avg. ¹
Ammonia (as N)	8.0	4.0

¹ mg/L (ppm).

(b) Facilities that generate more than 50 million pounds per year of finished products must achieve the following effluent limitations:

40 CFR Ch. I (7–1–21 Edition)

EFFLUENT LIMITATIONS
[BAT]

Regulated parameter	Maximum daily ¹	Maximum monthly avg. ¹
Ammonia (as N)	8.0	4.0
Total Nitrogen	194	134

¹ mg/L (ppm).

§ 432.64 Pretreatment standards for existing sources (PSES). [Reserved]

§ 432.65 New source performance standards (NSPS).

Except as provided in paragraph (c) of this section, any source that is a new source subject to this subpart must achieve the following performance standards:

(a) Facilities that generate no more than 50 million pounds per year of finished products must achieve the limitations for BOD₅, fecal coliform, O&G, and TSS specified in § 432.62(a).

(b) Facilities that generate more than 50 million pounds per year of finished products must achieve the limitations for BOD₅, fecal coliform, O&G, and TSS specified in § 432.62(b) and the limitations for ammonia (as N) and total nitrogen specified in § 432.63(b).

(c) Any source that was a new source subject to the standards specified in § 432.65 of title 40 of the Code of Federal Regulations, revised as of July 1, 2003, must continue to achieve the standards specified in this section until the expiration of the applicable time period specified in 40 CFR 122.29(d)(1) after which it must achieve the effluent limitations specified in §§ 432.62 and 432.63.

§ 432.66 Pretreatment standards for new sources (PSNS). [Reserved]

§ 432.67 Effluent limitations attainable by the application of the best control technology for conventional pollutants (BCT).

Except as provided in 40 CFR 125.30 through 125.32, any existing point source subject to this subpart must achieve the following effluent limitations representing the application of BCT: Limitations for BOD₅, fecal coliform, O&G, and TSS are the same as the corresponding limitation specified in § 432.62.

Environmental Protection Agency

§ 432.75

Subpart G—Sausage and Luncheon Meats Processors

§ 432.70 Applicability.

This part applies to discharges of process wastewater resulting from the production of fresh meat cuts, sausage, bologna and other luncheon meats by a sausage and luncheon meat processor.

§ 432.71 Special definitions.

For the purpose of this subpart:

(a) *Finished product* means the final product as fresh meat cuts, which includes steaks, roasts, chops or boneless meat, bacon or other smoked meats (except hams) such as sausage, bologna or other luncheon meats, or related products (except canned meats).

(b) *Sausage and luncheon meat processor* means an operation which cuts fresh meats, grinds, mixes, seasons, smokes or otherwise produces finished products such as sausage, bologna and luncheon meats at rates greater than 6000 lbs (2730 kg) per day.

§ 432.72 Effluent limitations attainable by the application of the best practicable control technology currently available (BPT).

Except as provided in 40 CFR 125.30 through 125.32, any existing point source subject to this subpart must achieve the following effluent limitations representing the application of BPT:

(a) Facilities that generate no more than 50 million pounds per year of finished products must achieve the following effluent limitations:

EFFLUENT LIMITATIONS
[BPT]

Regulated parameter	Maximum daily ¹	Maximum monthly avg. ¹
BOD ₅	0.56	0.28
Fecal Coliform	⁽²⁾	⁽³⁾
O&G ⁴	0.20	0.10
TSS	0.68	0.34

¹ Pounds per 1000 lbs (or g/kg) of finished product.

² Maximum of 400 MPN or CFU per 100 mL at any time.

³ No maximum monthly average limitation.

⁴ May be measured as hexane extractable material (HEM).

(b) Facilities that generate more than 50 million pounds per year of finished products must achieve the limitations for BOD₅, fecal coliform, O&G,

and TSS specified in paragraph (a) of this section.

§ 432.73 Effluent limitations attainable by the application of the best available technology economically achievable (BAT).

Except as provided by 40 CFR 125.30 through 125.32, any existing point source subject to this subpart must achieve the following effluent limitations representing the application of BAT:

(a) Facilities that generate no more than 50 million pounds per year of finished products must achieve the following effluent limitations:

EFFLUENT LIMITATIONS
[BAT]

Regulated parameter	Maximum daily ¹	Maximum monthly avg. ¹
Ammonia (as N)	8.0	4.0

¹ mg/L (ppm).

(b) Facilities that generate more than 50 million pounds per year of finished products must achieve the following effluent limitations:

EFFLUENT LIMITATIONS
[BAT]

Regulated parameter	Maximum daily ¹	Maximum monthly avg. ¹
Ammonia (as N)	8.0	4.0
Total Nitrogen	194	134

¹ mg/L (ppm).

§ 432.74 Pretreatment standards for existing sources (PSES). [Reserved]

§ 432.75 New source performance standards (NSPS).

Except as provided in paragraph (c) of this section, any source that is a new source subject to this subpart must achieve the following performance standards:

(a) Facilities that generate no more than 50 million pounds per year of finished products must achieve the standards for BOD₅, fecal coliform, O&G, and TSS specified in § 432.72(a).

(b) Facilities that generate more than 50 million pounds per year of finished products must achieve the limitations for BOD₅, fecal coliform, O&G, and TSS specified in § 432.72(b) and the

§ 432.76

limitations for ammonia (as N) and total nitrogen specified in § 432.73(b).

(c) Any source that was a new source subject to the standards specified in § 432.75 of title 40 of the Code of Federal Regulations, revised as of July 1, 2003, must continue to achieve the standards specified in this section until the expiration of the applicable time period specified in 40 CFR 122.29(d)(1) after which it must achieve the effluent limitations specified in §§ 432.72 and 432.73.

§ 432.76 Pretreatment standards for new sources (PSNS). [Reserved]

§ 432.77 Effluent limitations attainable by the application of the best control technology for conventional pollutants (BCT).

Except as provided in 40 CFR 125.30 through 125.32, any existing point source subject to this subpart must achieve the following effluent limitations representing the application of BCT: Limitations for BOD₅, fecal coliform, O&G, and TSS are the same as the corresponding limitation specified in § 432.72.

Subpart H—Ham Processors

§ 432.80 Applicability.

This part applies to discharges of process wastewater resulting from the production of hams, alone or in combination with other finished products, by a ham processor.

§ 432.81 Special definitions.

For the purpose of this subpart:

(a) *Finished products* means the final product as fresh meat cuts, which includes steaks, roasts, chops or boneless meat, smoked or cured hams, bacon or other smoked meats, sausage, bologna or other luncheon meats (except canned meats).

(b) *Ham processor* means an operation producing hams, alone or in combination with other finished products, at rates greater than 6000 lbs (2730 kg) per day.

§ 432.82 Effluent limitations attainable by the application of the best practicable control technology currently available (BPT).

Except as provided in 40 CFR 125.30 through 125.32, any existing point

40 CFR Ch. I (7–1–21 Edition)

source subject to this subpart must achieve the following effluent limitations representing the application of BPT:

(a) Facilities that generate no more than 50 million pounds per year of finished products must achieve the following effluent limitations:

EFFLUENT LIMITATIONS
[BPT]

Regulated parameter	Maximum daily ¹	Maximum monthly avg. ¹
BOD ₅	0.62	0.31
Fecal Coliform	(²)	(³)
O&G ⁴	0.22	0.11
TSS	0.74	0.37

¹ Pounds per 1000 lbs (or g/kg) of finished product.

² Maximum of 400 MPN or CFU per 100 mL at any time.

³ No maximum monthly average limitation.

⁴ May be measured as hexane extractable material (HEM).

(b) Facilities that generate more than 50 million pounds per year of finished products must achieve the limitations for BOD₅, fecal coliform, O&G, and TSS specified in paragraph (a) of this section.

§ 432.83 Effluent limitations attainable by the application of the best available technology economically achievable (BAT).

Except as provided by 40 CFR 125.30 through 125.32, any existing point source subject to this subpart must achieve the following effluent limitations representing the application of BAT:

(a) Facilities that generate no more than 50 million pounds per year of finished products must achieve the following effluent limitations:

EFFLUENT LIMITATIONS
[BAT]

Regulated parameter	Maximum daily ¹	Maximum monthly avg. ¹
Ammonia (as N)	8.0	4.0

¹ mg/L (ppm).

(b) Facilities that generate more than 50 million pounds per year of finished products must achieve the following effluent limitations:

Environmental Protection Agency

§ 432.92

EFFLUENT LIMITATIONS [BAT]

Regulated parameter	Maximum daily ¹	Maximum monthly avg. ¹
Ammonia (as N)	8.0	4.0
Total Nitrogen	194	134

¹ mg/L (ppm).

§ 432.84 Pretreatment standards for existing sources (PSES). [Reserved]

§ 432.85 New source performance standards (NSPS).

Except as provided in paragraph (c) of this section, any source that is a new source subject to this subpart must achieve the following performance standards:

(a) Facilities that generate no more than 50 million pounds per year of finished products must achieve the standards for BOD₅, fecal coliform, O&G, and TSS specified in § 432.82(a).

(b) Facilities that generate more than 50 million pounds per year of finished products must achieve the limitations for BOD₅, fecal coliform, O&G, and TSS specified in § 432.82(b) and the limitations for ammonia (as N) and total nitrogen specified in § 432.83(b).

(c) Any source that was a new source subject to the standards specified in § 432.85 of title 40 of the Code of Federal Regulations, revised as of July 1, 2003, must continue to achieve the standards specified in this section until the expiration of the applicable time period specified in 40 CFR 122.29(d)(1) after which it must achieve the effluent limitations specified in §§ 432.82 and 432.83.

§ 432.86 Pretreatment standards for new sources (PSNS). [Reserved]

§ 432.87 Effluent limitations attainable by the application of the best control technology for conventional pollutants (BCT).

Except as provided in 40 CFR 125.30 through 125.32, any existing point source subject to this subpart must achieve the following effluent limitations representing the application of BCT: Limitations for BOD₅, fecal coliform, O&G, and TSS are the same as the corresponding limitations specified in § 432.82.

Subpart I—Canned Meats Processors

§ 432.90 Applicability.

This part applies to discharges of process wastewater resulting from the production of canned meats, alone or in combination with any other finished products, by a canned meats processor.

§ 432.91 Special definitions.

For the purpose of this subpart:

(a) *Canned meats processor* means an operation which prepares and cans meats (stew, sandwich spreads, or similar products), alone or in combination with other finished products, at rates greater than 6000 lbs (2730 kg) per day.

(b) *Finished products* means the final product, such as fresh meat cuts which includes steaks, roasts, chops or boneless meat, smoked or cured hams, bacon or other smoked meats, sausage, bologna or other luncheon meats, stews, sandwich spreads or other canned meats.

§ 432.92 Effluent limitations attainable by the application of the best practicable control technology currently available (BPT).

Except as provided in 40 CFR 125.30 through 125.32, any existing point source subject to this subpart must achieve the following effluent limitations representing the application of BPT:

(a) Facilities that generate no more than 50 million pounds per year of finished products must achieve the following effluent limitations:

EFFLUENT LIMITATIONS [BPT]

Regulated parameter	Maximum daily ¹	Maximum monthly avg. ¹
BOD ₅	0.74	0.37
Fecal Coliform	(²)	(³)
O&G ⁴	0.26	0.13
TSS	0.90	0.45

¹ Pounds per 1000 lbs (or g/kg) of finished product.

² Maximum of 400 MPN or CFU per 100 mL at any time.

³ No maximum monthly average limitation.

⁴ May be measured as hexane extractable material (HEM).

(b) Facilities that generate more than 50 million pounds per year of finished products must achieve the limitations for BOD₅, fecal coliform, O&G,

§ 432.93

and TSS specified in paragraph (a) of this section.

§ 432.93 Effluent limitations attainable by the application of the best available technology economically achievable (BAT).

Except as provided by 40 CFR 125.30 through 125.32, any existing point source subject to this subpart must achieve the following effluent limitations representing the application of BAT:

(a) Facilities that generate no more than 50 million pounds per year of finished products must achieve the following effluent limitations:

EFFLUENT LIMITATIONS [BAT]

Regulated parameter	Maximum daily ¹	Maximum monthly avg. ¹
Ammonia (as N)	8.0	4.0

¹ mg/L (ppm).

(b) Facilities that generate more than 50 million pounds per year of finished products must achieve the following effluent limitations:

EFFLUENT LIMITATIONS [BAT]

Regulated parameter	Maximum daily ¹	Maximum monthly avg. ¹
Ammonia (as N)	8.0	4.0
Total Nitrogen	194	134

¹ mg/L (ppm).

§ 432.94 Pretreatment standards for existing sources (PSES). [Reserved]

§ 432.95 New source performance standards (NSPS).

Except as provided in paragraph (c) of this section, any source that is a new source subject to this subpart must achieve the following performance standards:

(a) Facilities that generate no more than 50 million pounds per year of finished products must achieve the standards for BOD₅, fecal coliform, O&G, and TSS specified in § 432.92(a).

(b) Facilities that generate more than 50 million pounds per year of finished products must achieve the limitations for BOD₅, fecal coliform, O&G, and TSS specified in § 432.92(b) and the

40 CFR Ch. I (7–1–21 Edition)

limitations for ammonia (as N) and total nitrogen specified in § 432.93(b).

(c) Any source that was a new source subject to the standards specified in § 432.95 of title 40 of the Code of Federal Regulations, revised as of July 1, 2003, must continue to achieve the standards specified in this section until the expiration of the applicable time period specified in 40 CFR 122.29(d)(1) after which it must achieve the effluent limitations specified in §§ 432.92 and 432.93.

§ 432.96 Pretreatment standards for new sources (PSNS). [Reserved]

§ 432.97 Effluent limitations attainable by the application of the best control technology for conventional pollutants (BCT).

Except as provided in 40 CFR 125.30 through 125.32, any existing point source subject to this subpart must achieve the following effluent limitations representing the application of BCT: Limitations for BOD₅, fecal coliform, O&G, and TSS are the same as the corresponding limitation specified in § 432.92.

Subpart J—Renderers

§ 432.100 Applicability.

This part applies to discharges of process wastewater resulting from the production of meat meal, dried animal by-product residues (tankage), animal oils, grease and tallow, and in some cases hide curing, by a renderer.

§ 432.101 Special definitions.

For the purpose of this subpart:

(a) *Raw material (RM)* means the basic input materials to a renderer composed of animal and poultry trimmings, bones, meat scraps, dead animals, feathers and related usable by-products.

(b) *Renderer* means an independent or off-site rendering operation, which is conducted separate from a slaughterhouse, packinghouse or poultry dressing or processing operation, uses raw material at rates greater than 10 million pounds per year, produces meat meal, tankage, animal fats or oils, grease, and tallow, and may cure cattle hides, but excludes marine oils, fish meal, and fish oils.

Environmental Protection Agency

§ 432.105

(c) *Tankage* means dried animal by-product residues used in feedstuffs.

(d) *Tallow* means a product made from beef cattle or sheep fat that has a melting point of 40 °C or greater.

§ 432.102 Effluent limitations attainable by the application of the best practicable control technology currently available (BPT).

(a) Except as provided in 40 CFR 125.30 through 125.32, any existing point source subject to this subpart must achieve the following effluent limitations representing the application of BPT:

EFFLUENT LIMITATIONS
[BPT]

Regulated parameter	Maximum daily ¹	Maximum monthly avg. ¹
BOD ₅	0.34	0.17
Fecal Coliform	(²)	(³)
O&G ⁴	0.20	0.10
TSS	0.42	0.21

¹ Pounds per 1000 lbs (or g/kg) of raw material (RM).

² Maximum of 400 MPN or CFU per 100 mL at any time.

³ No maximum monthly average limitation.

⁴ May be measured as hexane extractable material (HEM).

(b) The limitations for BOD₅ and TSS specified in paragraph (a) of this section were derived for a renderer which does not cure cattle hide. If a renderer does cure cattle hide, the following formulas should be used to calculate BOD₅ and TSS limitations for process wastewater associated with cattle hide curing that apply in addition to the limitation specified in paragraph (a) of this section:

$$\text{lbs BOD}_5/1000 \text{ lbs RM} = 17.6 \times (\text{no. of hides})/\text{lbs RM}$$

$$\text{kg BOD}_5/\text{kg RM} = 8 \times (\text{no. of hides})/\text{kg RM}$$

$$\text{lbs TSS}/1000 \text{ lbs RM} = 24.2 \times (\text{no. of hides})/\text{lbs RM}$$

$$\text{kg TSS}/\text{kg RM} = 11 \times (\text{no. of hides})/\text{kg RM}$$

§ 432.103 Effluent limitations attainable by the application of the best available technology economically achievable (BAT).

Except as provided by 40 CFR 125.30 through 125.32, any existing point source subject to this subpart must achieve the following effluent limitations representing the application of BAT:

EFFLUENT LIMITATIONS
[BAT]

Regulated parameter	Maximum daily	Maximum monthly avg.
Ammonia (as N) ¹	0.14	0.07
Total Nitrogen ²	194	134

¹ Pounds per 1000 lbs (g/kg) of raw material (RM).

² mg/L (ppm).

§ 432.104 Pretreatment standards for existing sources (PSES). [Reserved]

§ 432.105 New source performance standards (NSPS).

(a) Except as provided in paragraph (c) of this section, any source that is a new source subject to this subpart must achieve the following performance standards:

PERFORMANCE STANDARDS
[NSPS]

Regulated parameter	Maximum daily	Maximum monthly avg.
Ammonia (as N) ¹	0.14	0.07
BOD ₅ ¹	0.18	0.09
Fecal coliform	(²)	(³)
O&G ^{1 4}	0.10	0.05
Total Nitrogen ⁵	194	134
TSS ¹	0.22	0.11

¹ Pounds per 1000 lbs (or g/kg) of raw material (RM).

² Maximum of 400 MPN or CFU per 100 mL at any time.

³ No maximum monthly average limitation.

⁴ May be measured as hexane extractable material (HEM).

⁵ mg/L (ppm).

(b) The standards for BOD₅ and TSS specified in paragraph (a) of this section were derived for a renderer that does not cure cattle hide as part of the plant operations. If a renderer does cure hide, the same empirical formulas specified in § 432.107(b) should be used to calculate BOD₅ and TSS limitations for process wastewater associated with cattle hide curing that apply in addition to the standards specified in paragraph (a) of this section.

(c) Any source that was a new source subject to the standards specified in § 432.105 of title 40 of the Code of Federal Regulations, revised as of July 1, 2003, must continue to achieve the standards specified in this section until the expiration of the applicable time period specified in 40 CFR 122.29(d)(1) after which it must achieve the effluent limitations specified in §§ 432.103 and 432.107.

§ 432.106

§ 432.106 Pretreatment standards for new sources (PSNS). [Reserved]

§ 432.107 Effluent limitations attainable by the application of the best control technology for conventional pollutants (BCT).

(a) Except as provided in 40 CFR 125.30 through 125.32, any existing point source subject to this subpart must achieve the following effluent limitations representing the application of BCT: Limitations for BOD₅, fecal coliform, O&G, and TSS are the same as the corresponding limitation specified in § 432.105(a).

(b) The limitations for BOD₅ and TSS specified in paragraph (a) of this section were derived for a renderer which does not cure cattle hide. If a renderer does cure hide, the following formulas should be used to calculate BOD₅ and TSS limitations for process wastewater associated with cattle hide curing, in addition to the limitation specified in paragraph (a) of this section:

$$\begin{aligned} \text{lbs BOD}_5/1000 \text{ lbs RM} &= 7.9 \times (\text{no. of hides})/\text{lbs RM} \\ \text{kg BOD}_5/\text{kg RM} &= 3.6 \times (\text{no. of hides})/\text{kg RM} \\ \text{lbs TSS}/1000 \text{ lbs RM} &= 13.6 \times (\text{no. of hides})/\text{lbs RM} \\ \text{kg TSS}/\text{kg RM} &= 6.2 \times (\text{no. of hides})/\text{kg RM} \end{aligned}$$

Subpart K—Poultry First Processing

§ 432.110 Applicability.

This part applies to discharges of process wastewater resulting from the slaughtering of poultry, further processing of poultry and rendering of material derived from slaughtered poultry. Process wastewater includes water from animal holding areas at these facilities.

§ 432.111 Special definitions.

For the purpose of this subpart: *Poultry first processing* means slaughtering of poultry and producing whole, halved, quarter or smaller meat cuts.

§ 432.112 Effluent limitations attainable by the application of the best practicable control technology currently available (BPT).

Except as provided in 40 CFR 125.30 through 125.32, any existing point

40 CFR Ch. I (7–1–21 Edition)

source subject to this subpart that slaughters more than 100 million pounds per year (in units of LWK) must achieve the following effluent limitations representing the application of BPT:

EFFLUENT LIMITATIONS [BPT]

Regulated parameter	Maximum daily ¹	Maximum monthly avg. ¹
Ammonia (as N)	8.0	4.0
BOD ₅	26	16
Fecal Coliform	(²)	(³)
O&G (as HEM)	14	8.0
TSS	30	20

¹ mg/L (ppm).

² Maximum of 400 MPN or CFU per 100 mL at any time.

³ No maximum monthly average limitation.

§ 432.113 Effluent limitations attainable by the application of the best available technology economically achievable (BAT).

Except as provided in 40 CFR 125.30 through 125.32, any existing point source subject to this subpart that slaughters more than 100 million pounds per year (in units of LWK) must achieve the following effluent limitations representing the application of BAT:

EFFLUENT LIMITATIONS [BAT]

Regulated parameter	Maximum daily ¹	Maximum monthly avg. ¹
Ammonia (as N)	8.0	4.0
Total Nitrogen	147	103

¹ mg/L (ppm).

§ 432.114 Pretreatment standards for existing sources (PSES). [Reserved]

§ 432.115 New source performance standards (NSPS).

Any source that is a new source subject to this subpart must achieve the following performance standards:

(a) Facilities that slaughter no more than 100 million pounds per year (in units of LWK) must achieve the following performance standards:

Environmental Protection Agency

§ 432.125

PERFORMANCE STANDARDS [NSPS]

Regulated parameter	Maximum daily ¹	Maximum monthly avg. ¹
Ammonia (as N)	8.0	4.0
BOD ₅	26	16
Fecal Coliform	(²)	(³)
O&G (as HEM)	14	8.0
TSS	30	20

¹ mg/L (ppm).

² Maximum of 400 MPN or CFU per 100 mL at any time.

³ No maximum monthly average limitation.

(b) Facilities that slaughter more than 100 million pounds per year (in units of LWK) must achieve the following performance standards:

PERFORMANCE STANDARDS [NSPS]

Regulated parameter	Maximum daily ¹	Maximum monthly avg. ¹
Ammonia (as N)	8.0	4.0
BOD ₅	26	16
Fecal Coliform	(²)	(³)
O&G (as HEM)	14	8.0
TSS	30	20
Total Nitrogen	147	103

¹ mg/L (ppm).

² Maximum of 400 MPN or CFU per 100 mL at any time.

³ No maximum monthly average limitation.

§ 432.116 Pretreatment standards for new sources (PSNS). [Reserved]

§ 432.117 Effluent limitations attainable by the application of the best control technology for conventional pollutants (BCT).

Except as provided in 40 CFR 125.30 through 125.32, any existing point source subject to this subpart must achieve the following effluent limitations representing the application of BCT: Limitations for BOD₅, TSS, O&G (as HEM), and fecal coliform are the same as the corresponding limitation specified in § 432.112.

Subpart L—Poultry Further Processing

§ 432.120 Applicability.

This part applies to discharges of process wastewater resulting from further processing of poultry.

§ 432.121 Special definitions. [Reserved]

§ 432.122 Effluent limitations attainable by the application of the best practicable control technology currently available (BPT).

Except as provided in 40 CFR 125.30 through 125.32, any existing point source subject to this subpart that further processes more than 7 million pounds per year (in units of finished product) must achieve the following effluent limitations representing the application of BPT:

EFFLUENT LIMITATIONS [BPT]

Regulated parameter	Maximum daily ¹	Maximum monthly avg. ¹
Ammonia (as N)	8.0	4.0
BOD ₅	26	16
Fecal Coliform	(²)	(³)
O&G (as HEM)	14	8.0
TSS	30	20

¹ mg/L (ppm).

² Maximum of 400 MPN or CFU per 100 mL at any time.

³ No maximum monthly average limitation.

§ 432.123 Effluent limitations attainable by the application of the best available technology economically achievable (BAT).

Except as provided in 40 CFR 125.30 through 125.32, any existing point source subject to this subpart that further processes more than 7 million pounds per year (in units of finished product) must achieve the following effluent limitations representing the application of BAT:

EFFLUENT LIMITATIONS [BAT]

Regulated parameter	Maximum daily ¹	Maximum monthly avg. ¹
Ammonia (as N)	8.0	4.0
Total Nitrogen	147	103

¹ mg/L (ppm).

§ 432.124 Pretreatment standards for existing sources (PSES). [Reserved]

§ 432.125 New source performance standards (NSPS).

Any source that is a new source subject to this subpart must achieve the following performance standards:

§ 432.126

(a) Facilities that further process no more than 7 million pounds per year (in units of finished product) must achieve the following performance standards:

PERFORMANCE STANDARDS [NSPS]

Regulated parameter	Maximum daily ¹	Maximum monthly avg. ¹
Ammonia (as N)	8.0	4.0
BOD ₅	26	16
Fecal Coliform	(²)	(³)
O&G (as HEM)	14	8.0
TSS	30	20

¹ mg/L (ppm).

² Maximum of 400 MPN or CFU per 100 mL at any time.

³ No maximum monthly average limitation.

(b) Facilities that further process more than 7 million pounds per year (in units of finished product) must achieve the following performance standards:

EFFLUENT LIMITATIONS [NSPS]

Regulated parameter	Maximum daily ¹	Maximum monthly avg. ¹
Ammonia (as N)	8.0	4.0
BOD ₅	26	16
Fecal Coliform	(²)	(³)
O&G (as HEM)	14	8.0
TSS	30	20
Total Nitrogen	147	103

¹ mg/L (ppm).

² Maximum of 400 MPN or CFU per 100 mL at any time.

³ No maximum monthly average limitation.

§ 432.126 Pretreatment standards for new sources (PSNS). [Reserved]

§ 432.127 Effluent limitations attainable by the application of the best control technology for conventional pollutants (BCT).

Except as provided in 40 CFR 125.30 through 125.32, any existing point source subject to this subpart must achieve the following effluent limitations representing the application of BCT: Limitations for BOD₅, TSS, O&G (as HEM), and fecal coliform are the same as the corresponding limitation specified in § 432.122.

40 CFR Ch. I (7–1–21 Edition)

PART 433—METAL FINISHING POINT SOURCE CATEGORY

Subpart A—Metal Finishing Subcategory

Sec.

433.10 Applicability; description of the metal finishing point source category.

433.11 Specialized definitions.

433.12 Monitoring requirements.

433.13 Effluent limitations representing the degree of effluent reduction attainable by applying the best practicable control technology currently available (BPT).

433.14 Effluent limitations representing the degree of effluent reduction attainable by applying the best available technology economically achievable (BAT).

433.15 Pretreatment standards for existing sources (PSES).

433.16 New source performance standards (NSPS).

433.17 Pretreatment standards for new sources (PSNS).

Subpart B [Reserved]

AUTHORITY: Secs. 301, 304(b), (c), (e), and (g), 306(b) and (c), 307(b) and (c), 308 and 501 of the Clean Water Act (the Federal Water Pollution Control Act Amendments of 1971, as amended by the Clean Water Act of 1977) (the “Act”); 33 U.S.C. 1311, 1314(b) (c), (e), and (g), 1316(b) and (c), 1317(b) and (c), 1318 and 1361; 86 Stat. 816, Pub. L. 92–500; 91 Stat. 1567, Pub. L. 95–217.

SOURCE: 48 FR 32485, July 15, 1983, unless otherwise noted.

Subpart A—Metal Finishing Subcategory

§ 433.10 Applicability; description of the metal finishing point source category.

(a) Except as noted in paragraphs (b) and (c), of this section, the provisions of this subpart apply to plants which perform any of the following six metal finishing operations on any basis material: Electroplating, Electroless Plating, Anodizing, Coating (chromating, phosphating, and coloring), Chemical Etching and Milling, and Printed Circuit Board Manufacture. If any of those six operations are present, then this part applies to discharges from those operations and also to discharges from any of the following 40 process operations: Cleaning, Machining, Grinding,

Environmental Protection Agency

§ 433.11

Polishing, Tumbling, Burnishing, Impact Deformation, Pressure Deformation, Shearing, Heat Treating, Thermal Cutting, Welding, Brazing, Soldering, Flame Spraying, Sand Blasting, Other Abrasive Jet Machining, Electric Discharge Machining, Electrochemical Machining, Electron Beam Machining, Laser Beam Machining, Plasma Arc Machining, Ultrasonic Machining, Sintering, Laminating, Hot Dip Coating, Sputtering, Vapor Plating, Thermal Infusion, Salt Bath Descaling, Solvent Degreasing, Paint Stripping, Painting, Electrostatic Painting, Electropainting, Vacuum Metalizing, Assembly, Calibration, Testing, and Mechanical Plating.

(b) In some cases effluent limitations and standards for the following industrial categories may be effective and applicable to wastewater discharges from the metal finishing operations listed above. In such cases these part 433 limits shall not apply and the following regulations shall apply:

Nonferrous metal smelting and refining (40 CFR part 421)
Coil coating (40 CFR part 465)
Porcelain enameling (40 CFR part 466)
Battery manufacturing (40 CFR part 461)
Iron and steel (40 CFR part 420)
Metal casting foundries (40 CFR part 464)
Aluminum forming (40 CFR part 467)
Copper forming (40 CFR part 468)
Plastic molding and forming (40 CFR part 463)
Nonferrous forming (40 CFR part 471)
Electrical and electronic components (40 CFR part 469)

(c) This part does not apply to:

(1) Metallic platemaking and gravure cylinder preparation conducted within or for printing and publishing facilities; and

(2) Existing indirect discharging job shops and independent printed circuit board manufacturers which are covered by 40 CFR part 413.)

[48 FR 32485, July 15, 1983; 48 FR 43682, Sept. 26, 1983; 48 FR 45105, Oct. 3, 1983; 51 FR 40421, Nov. 7, 1986]

§ 433.11 Specialized definitions.

The definitions set forth in 40 CFR part 401 and the chemical analysis methods set forth in 40 CFR part 136 are both incorporated here by reference. In addition, the following definitions apply to this part:

(a) The term “T”, as in “Cyanide, T”, shall mean total.

(b) The term “A”, as in “Cyanide A”, shall mean amenable to alkaline chlorination.

(c) The term “job shop” shall mean a facility which owns not more than 50% (annual area basis) of the materials undergoing metal finishing.

(d) The term “independent” printed circuit board manufacturer shall mean a facility which manufacturers printed circuit boards principally for sale to other companies.

(e) The term “TTO” shall mean total toxic organics, which is the summation of all quantifiable values greater than .01 milligrams per liter for the following toxic organics:

Acenaphthene
Acrolein
Acrylonitrile
Benzene
Benzidine
Carbon tetrachloride (tetrachloromethane)
Chlorobenzene
1,2,4-Trichlorobenzene
Hexachlorobenzene
1,2-Dichloroethane
1,1,1-Trichloroethane
Hexachloroethane
1,1-Dichloroethane
1,1,2-Trichloroethane
1,1,2,2-Tetrachloroethane
Chloroethane
Bis (2-chloroethyl) ether
2-Chloroethyl vinyl ether (mixed)
2-Chloronaphthalene
2,4,6-Trichlorophenol
Parachlorometa cresol
Chloroform (trichloromethane)
2-Chlorophenol
1,2-Dichlorobenzene
1,3-Dichlorobenzene
1,4-Dichlorobenzene
3,3-Dichlorobenzidine
1,1-Dichloroethylene
1,2-Trans-dichloroethylene
2,4-Dichlorophenol
1,2-Dichloropropane
1,3-Dichloropropylene (1,3-dichloropropene)
2,4-Dimethylphenol
2,4-Dinitrotoluene
2,6-Dinitrotoluene
1,2-Diphenylhydrazine
Ethylbenzene
Fluoranthene
4-Chlorophenyl phenyl ether
4-Bromophenyl phenyl ether
Bis (2-chloroisopropyl) ether
Bis (2-chloroethoxy) methane
Methylene chloride (dichloromethane)
Methyl chloride (chloromethane)
Methyl bromide (bromomethane)

§ 433.12

Bromoform (tribromomethane)
 Dichlorobromomethane
 Chlorodibromomethane
 Hexachlorobutadiene
 Hexachlorocyclopentadiene
 Isophorone
 Naphthalene
 Nitrobenzene
 2-Nitrophenol
 4-Nitrophenol
 2,4-Dinitrophenol
 4,6-Dinitro-o-cresol
 N-nitrosodimethylamine
 N-nitrosodiphenylamine
 N-nitrosodi-n-propylamine
 Pentachlorophenol
 Phenol
 Bis (2-ethylhexyl) phthalate
 Butyl benzyl phthalate
 Di-n-butyl phthalate
 Di-n-octyl phthalate
 Diethyl phthalate
 Dimethyl phthalate
 1,2-Benzanthracene
 (benzo(a)anthracene)
 Benzo(a)pyrene (3,4-benzopyrene)
 3,4-Benzofluoranthene (benzo(b)fluoranthene)
 11,12-Benzofluoranthene
 (benzo(k)fluoranthene)
 Chrysene
 Acenaphthylene
 Anthracene
 1,12-Benzoperylene (benzo(ghi)perylene)
 Fluorene
 Phenanthrene
 1,2,5,6-Dibenzanthracene
 (dibenzo(a,h)anthracene)
 Indeno(1,2,3-cd) pyrene (2,3-o-phenylene pyrene)
 Pyrene
 Tetrachloroethylene
 Toluene
 Trichloroethylene
 Vinyl chloride (chloroethylene)
 Aldrin
 Dieldrin
 Chlordane (technical mixture and metabolites)
 4,4-DDT
 4,4-DDE (p,p-DDX)
 4,4-DDD (p,p-TDE)
 Alpha-endosulfan
 Beta-endosulfan
 Endosulfan sulfate
 Endrin
 Endrin aldehyde
 Heptachlor
 Heptachlor epoxide
 (BHC-hexachlorocyclohexane)
 Alpha-BHC
 Beta-BHC
 Gamma-BHC
 Delta-BHC
 (PCB-polychlorinated biphenyls)
 PCB-1242 (Arochlor 1242)
 PCB-1254 (Arochlor 1254)

40 CFR Ch. I (7-1-21 Edition)

PCB-1221 (Arochlor 1221)
 PCB-1232 (Arochlor 1232)
 PCB-1248 (Arochlor 1248)
 PCB-1260 (Arochlor 1260)
 PCB-1016 (Arochlor 1016)
 Toxaphene
 2,3,7,8-Tetrachlorodibenzo-p-dioxin (TCDD)

[48 FR 32485, July 15, 1983; 48 FR 43682, Sept. 26, 1983, as amended at 51 FR 40421, Nov. 7, 1986]

§ 433.12 Monitoring requirements.

(a) In lieu of requiring monitoring for TTO, the permitting authority (or, in the case of indirect dischargers, the control authority) may allow dischargers to make the following certification statement: “Based on my inquiry of the person or persons directly responsible for managing compliance with the permit limitation [or pretreatment standard] for total toxic organics (TTO), I certify that, to the best of my knowledge and belief, no dumping of concentrated toxic organics into the wastewaters has occurred since filing of the last discharge monitoring report. I further certify that this facility is implementing the toxic organic management plan submitted to the permitting [or control] authority.” For direct dischargers, this statement is to be included as a “comment” on the Discharge Monitoring Report required by 40 CFR 122.44(i), formerly 40 CFR 122.62(i). For indirect dischargers, the statement is to be included as a comment to the periodic reports required by 40 CFR 403.12(e). If monitoring is necessary to measure compliance with the TTO standard, the industrial discharger need analyze for only those pollutants which would reasonably be expected to be present.

(b) In requesting the certification alternative, a discharger shall submit a solvent management plan that specifies to the satisfaction of the permitting authority (or, in the case of indirect dischargers, the control authority) the toxic organic compounds used; the method of disposal used instead of dumping, such as reclamation, contract hauling, or incineration; and procedures for ensuring that toxic organics do not routinely spill or leak into the wastewater. For direct dischargers, the permitting authority shall incorporate the plan as a provision of the permit.

Environmental Protection Agency

§ 433.14

(c) Self-monitoring for cyanide must be conducted after cyanide treatment and before dilution with other streams. Alternatively, samples may be taken of the final effluent, if the plant limitations are adjusted based on the dilution ratio of the cyanide waste stream flow to the effluent flow.

(Approved by the Office of Management and Budget under control number 2040-0074)

[48 FR 32485, July 15, 1983; 48 FR 43682, Sept. 26, 1983, as amended at 49 FR 34823, Sept. 4, 1984]

§ 433.13 Effluent limitations representing the degree of effluent reduction attainable by applying the best practicable control technology currently available (BPT).

(a) Except as provided in 40 CFR 125.30 through 125.32, any existing point source subject to this subpart must achieve the following effluent limitations representing the degree of effluent reduction attainable by applying the best practicable control technology currently available (BPT):

BPT EFFLUENT LIMITATIONS		
Pollutant or pollutant property	Maximum for any 1 day	Monthly average shall not exceed
	Milligrams per liter (mg/l)	
Cadmium (T)	0.69	0.26
Chromium (T)	2.77	1.71
Copper (T)	3.38	2.07
Lead (T)	0.69	0.43
Nickel (T)	3.98	2.38
Silver (T)	0.43	0.24
Zinc (T)	2.61	1.48
Cyanide (T)	1.20	0.65
TTO	2.13
Oil & Grease	52	26
TSS	60	31
pH	(¹)	(¹)

¹ Within 6.0 to 9.0.

(b) Alternatively, for industrial facilities with cyanide treatment, and upon agreement between a source subject to those limits and the pollution control authority, the following amenable cyanide limit may apply in place of the total cyanide limit specified in paragraph (a) of this section:

Pollutant or pollutant property	Maximum for any 1 day	Monthly average shall not exceed
	Milligrams per liter (mg/l)	
Cyanide (A)	0.86	0.32

(c) No user subject to the provisions of this subpart shall augment the use of process wastewater or otherwise dilute the wastewater as a partial or total substitute for adequate treatment to achieve compliance with this limitation.

§ 433.14 Effluent limitations representing the degree of effluent reduction attainable by applying the best available technology economically achievable (BAT).

(a) Except as provided in 40 CFR 125.30 through 125.32, any existing point source subject to this subpart must achieve the following effluent limitations representing the degree of effluent reduction attainable by applying the best available technology economically achievable (BAT):

BAT EFFLUENT LIMITATIONS		
Pollutant or pollutant property	Maximum for any 1 day	Monthly average shall not exceed
	Milligrams per liter (mg/l)	
Cadmium (T)	0.69	0.26
Chromium (T)	2.77	1.71
Copper (T)	3.38	2.07
Lead (T)	0.69	0.43
Nickel (T)	3.98	2.38
Silver (T)	0.43	0.24
Zinc (T)	2.61	1.48
Cyanide (T)	1.20	0.65
TTO	2.13

(b) Alternatively, for industrial facilities with cyanide treatment, and upon agreement between a source subject to those limits and the pollution control authority, the following amenable cyanide limit may apply in place of the total cyanide limit specified in paragraph (a) of this section:

Pollutant or pollutant property	Maximum for any 1 day	Monthly average shall not exceed
	Milligrams per liter (mg/l)	
Cyanide (A)	0.86	0.32

(c) No user subject to the provisions of this subpart shall augment the use of process wastewater or otherwise dilute the wastewater as a partial or total substitute for adequate treatment to achieve compliance with this limitation.

§ 433.15

40 CFR Ch. I (7–1–21 Edition)

§ 433.15 Pretreatment standards for existing sources (PSES).

(a) Except as provided in 40 CFR 403.7 and 403.13, any existing source subject to this subpart that introduces pollutants into a publicly owned treatment works must comply with 40 CFR part 403 and achieve the following pretreatment standards for existing sources (PSES):

PSES FOR ALL PLANTS EXCEPT JOB SHOPS AND INDEPENDENT PRINTED CIRCUIT BOARD MANUFACTURERS

Pollutant or pollutant property	Maximum for any 1 day	Monthly aver- age shall not exceed
	Milligrams per liter (mg/l)	
Cadmium (T)	0.69	0.26
Chromium (T)	2.77	1.71
Copper (T)	3.38	2.07
Lead (T)	0.69	0.43
Nickel (T)	3.98	2.38
Silver (T)	0.43	0.24
Zinc (T)	2.61	1.48
Cyanide (T)	1.20	0.65
TTO	2.13

(b) Alternatively, for industrial facilities with cyanide treatment, upon agreement between a source subject to those limits and the pollution control authority. The following amenable cyanide limit may apply in place of the total cyanide limit specified in paragraph (a) of this section:

Pollutant or pollutant property	Maximum for any 1 day	Monthly aver- age shall not exceed
	Milligrams per liter (mg/l)	
Cyanide (A)	0.86	0.32

(c) No user introducing wastewater pollutants into a publicly owned treatment works under the provisions of this subpart shall augment the use of process wastewater as a partial or total substitute for adequate treatment to achieve compliance with this standard.

(d) An existing source submitting a certification in lieu of monitoring pursuant to § 433.12 (a) and (b) of this regulation must implement the toxic organic management plan approved by the control authority.

(e) An existing source subject to this subpart shall comply with a daily maximum pretreatment standard for TTO of 4.57 mg/l.

(f) Compliance with the provisions of paragraph (c), (d), and (e) of this section shall be achieved as soon as possible, but not later than June 30, 1984, however metal finishing facilities which are also covered by part 420 (iron and steel) need not comply before July 10, 1985. Compliance with the provisions of paragraphs (a) and (b) of this section shall be achieved as soon as possible, but not later than February 15, 1986.

[48 FR 32485, July 15, 1983, as amended at 48 FR 41410, Sept. 15, 1983; 48 FR 43682, Sept. 26, 1983]

§ 433.16 New source performance standards (NSPS).

(a) Any new source subject to this subpart must achieve the following performance standards:

NSPS

Pollutant or pollutant property	Maximum for any 1 day	Monthly aver- age shall not exceed
	Milligrams per liter (mg/l)	
Cadmium (T)	0.11	0.07
Chromium (T)	2.77	1.71
Copper (T)	3.38	2.07
Lead (T)	0.69	0.43
Nickel (T)	3.98	2.38
Silver (T)	0.43	0.24
Zinc (T)	2.61	1.48
Cyanide (T)	1.20	0.65
TTO	2.13
Oil and Grease	52	26
TSS	60	31
pH	(¹)	(¹)

¹ Within 6.0 to 9.0.

(b) Alternatively, for industrial facilities with cyanide treatment, and upon agreement between a source subject to those limits and the pollution control authority, the following amenable cyanide limit may apply in place of the total cyanide limit specified in paragraph (a) of this section:

Pollutant or pollutant property	Maximum for any 1 day	Monthly aver- age shall not exceed
	Milligrams per liter (mg/l)	
Cyanide (A)	0.86	0.32

(c) No user subject to the provisions of this subpart shall augment the use of process wastewater or otherwise dilute the wastewater as a partial or

Environmental Protection Agency

Pt. 434

total substitute for adequate treatment to achieve compliance with this limitation.

[48 FR 32485, July 15, 1983; 48 FR 43682, Sept. 26, 1983]

§ 433.17 Pretreatment standards for new sources (PSNS).

(a) Except as provided in 40 CFR 403.7, any new source subject to this subpart that introduces pollutants into a publicly owned treatment works must comply with 40 CFR part 403 and achieve the following pretreatment standards for new sources (PSNS):

PSNS		
Pollutant or pollutant property	Maximum for any 1 day	Monthly average shall not exceed
	Milligrams per liter (mg/l)	
Cadmium (T)	0.11	0.07
Chromium (T)	2.77	1.71
Copper (T)	3.38	2.07
Lead (T)	0.69	0.43
Nickel (T)	3.98	2.38
Silver (T)	0.43	0.24
Zinc (T)	2.61	1.48
Cyanide (T)	1.20	0.65
TTO	2.13

(b) Alternatively, for industrial facilities with cyanide treatment, and upon agreement between a source subject to these limits and the pollution control authority, the following amenable cyanide limit may apply in place of the total cyanide limit specified in paragraph (a) of this section:

Pollutant or pollutant property	Maximum for any 1 day	Monthly average shall not exceed
	Milligrams per liter (mg/l)	
Cyanide (A)	0.86	0.32

(c) No user subject to the provisions of this subpart shall augment the use of process wastewater or otherwise dilute the wastewater as a partial or total substitute for adequate treatment to achieve compliance with this limitation.

(d) An existing source submitting a certification in lieu of monitoring pursuant to § 433.12 (a) and (b) of this regulation must implement the toxic or-

ganic management plan approved by the control authority.

[48 FR 32485, July 15, 1983; 48 FR 43682, Sept. 26, 1983]

Subpart B [Reserved]

PART 434—COAL MINING POINT SOURCE CATEGORY BPT, BAT, BCT LIMITATIONS AND NEW SOURCE PERFORMANCE STANDARDS

Subpart A—General Provisions

Sec.

434.10 Applicability.

434.11 General definitions.

Subpart B—Coal Preparation Plants and Coal Preparation Plant Associated Areas

434.20 Applicability.

434.21 [Reserved]

434.22 Effluent limitations guidelines representing the degree of effluent reduction attainable by the application of the best practicable control technology currently available (BPT).

434.23 Effluent limitations guidelines representing the degree of effluent reduction attainable by the application of the best available technology economically achievable (BAT).

434.24 Effluent limitations guidelines representing the degree of effluent reduction attainable by the application of the best conventional pollutant control technology (BCT). [Reserved]

434.25 New source performance standard (NSPS).

Subpart C—Acid or Ferruginous Mine Drainage

434.30 Applicability; description of the acid or ferruginous mine drainage subcategory.

434.31 [Reserved]

434.32 Effluent limitations guidelines representing the degree of effluent reduction attainable by the application of the best practicable control technology currently available (BPT).

434.33 Effluent limitations guidelines representing the degree of effluent reduction attainable by the application of the best available technology economically achievable (BAT).

434.34 Effluent limitations guidelines representing the degree of effluent reduction attainable by the application of the best conventional pollutant control technology (BCT). [Reserved]

§ 434.10

434.35 New source performance standards (NSPS).

Subpart D—Alkaline Mine Drainage

434.40 Applicability; description of the alkaline mine drainage subcategory

434.41 [Reserved]

434.42 Effluent limitations guidelines representing the degree of effluent reduction attainable by the application of the best practicable control technology currently available (BPT).

434.43 Effluent limitations guidelines representing the degree of effluent reduction attainable by the application of the best available technology economically achievable (BAT).

434.44 Effluent limitations guidelines representing the degree of effluent reduction attainable by the application of the best conventional pollutant control technology (BCT). [Reserved]

434.45 New source performance standards (NSPS).

Subpart E—Post-Mining Areas

434.50 Applicability.

434.51 [Reserved]

434.52 Effluent limitations guidelines representing the degree of effluent reduction attainable by the application of the best practicable control technology currently available (BPT).

434.53 Effluent limitations guidelines representing the degree of effluent reduction attainable by the application of the best available technology economically achievable (BAT).

434.54 Effluent limitations guidelines representing the degree of effluent reduction attainable by the application of the best conventional pollutant control technology (BCT). [Reserved]

434.55 New source performance standards (NSPS).

Subpart F—Miscellaneous Provisions

434.60 Applicability.

434.61 Commingling of waste streams.

434.62 Alternate effluent limitations for pH.

434.63 Effluent limitations for precipitation events.

434.64 Procedure and method detection limit for measurement of settleable solids.

434.65 Modifications of NPDES Permits for New Sources.

Subpart G—Coal Remining

434.70 Specialized definitions.

434.71 Applicability.

434.72 Effluent limitations attainable by the application of the best practicable con-

40 CFR Ch. I (7–1–21 Edition)

trol technology currently available (BPT).

434.73 Effluent limitations attainable by application of the best available technology economically achievable (BAT).

434.74 Effluent limitations attainable by application of the best conventional pollutant control technology (BCT).

434.75 New source performance standards (NSPS).

Subpart H—Western Alkaline Coal Mining

434.80 Specialized definitions.

434.81 Applicability.

434.82 Effluent limitations attainable by the application of the best practicable control technology currently available (BPT).

434.83 Effluent limitations attainable by application of the best available technology economically achievable (BAT).

434.84 Effluent limitations attainable by application of the best conventional pollutant control technology (BCT). [Reserved]

434.85 New source performance standards (NSPS).

APPENDIX A TO PART 434—ALTERNATE STORM LIMITATIONS FOR ACID OR FERRUGINOUS MINE DRAINAGE

APPENDIX B TO PART 434—BASELINE DETERMINATION AND COMPLIANCE MONITORING FOR PRE-EXISTING DISCHARGES AT REMINING OPERATIONS

AUTHORITY: 33 U.S.C. 1311 1314(b), (c), (e), and (g), 1316(b) and (c), 1317(b) and (c), and 1361.

SOURCE: 50 FR 41305, Oct. 9, 1985, unless otherwise noted.

Subpart A—General Provisions

§ 434.10 Applicability.

This part applies to discharges from any coal mine at which the extraction of coal is taking place or is planned to be undertaken and to coal preparation plants and associated areas.

§ 434.11 General definitions.

(a) The term “acid or ferruginous mine drainage” means mine drainage which, before any treatment, either has a pH of less than 6.0 or a total iron concentration equal to or greater than 10 mg/l.

(b) The term “active mining area” means the area, on and beneath land, used or disturbed in activity related to the extraction, removal, or recovery of coal from its natural deposits. This term excludes coal preparation plants,

coal preparation plant associated areas and post-mining areas.

(c) The term "alkaline, mine drainage" means mine drainage which, before any treatment, has a pH equal to or greater than 6.0 and total iron concentration of less than 10 mg/l.

(d) The term "bond release" means the time at which the appropriate regulatory authority returns a reclamation or performance bond based upon its determination that reclamation work (including, in the case of underground mines, mine sealing and abandonment procedures) has been satisfactorily completed.

(e) The term "coal preparation plant" means a facility where coal is subjected to cleaning, concentrating, or other processing or preparation in order to separate coal from its impurities and then is loaded for transit to a consuming facility.

(f) The term "coal preparation plant associated areas" means the coal preparation plant yards, immediate access roads, coal refuse piles and coal storage piles and facilities.

(g) The term "coal preparation plant water circuit" means all pipes, channels, basins, tanks, and all other structures and equipment that convey, contain, treat, or process any water that is used in coal preparation processes within a coal preparation plant.

(h) The term "mine drainage" means any drainage, and any water pumped or siphoned, from an active mining area or a post-mining area.

(i) The abbreviation "ml/l" means milliliters per liter.

(j)(1) Notwithstanding any other provision of this Chapter, subject to paragraph (j)(2) of this section the term "new source coal mine" means a coal mine (excluding coal preparation plants and coal preparation plant associated areas) including an abandoned mine which is being re-mined.

(i) The construction of which is commenced after May 4, 1984; or

(ii) Which is determined by the EPA Regional Administrator to constitute a "major alteration". In making this determination, the Regional Administrator shall take into account whether one or more of the following events resulting in a new, altered or increased discharge of pollutants has occurred

after May 4, 1984 in connection with the mine for which the NPDES permit is being considered:

(A) Extraction of a coal seam not previously extracted by that mine;

(B) Discharge into a drainage area not previously affected by wastewater discharge from the mine;

(C) Extensive new surface disruption at the mining operation;

(D) A construction of a new shaft, slope, or drift; and

(E) Such other factors as the Regional Administrator deems relevant.

(2) No provision in this part shall be deemed to affect the classification as a new source of a facility which was classified as a new source coal mine under previous EPA regulations, but would not be classified as a new source under this section, as modified. Nor shall any provision in this part be deemed to affect the standards applicable to such facilities, except as provided in § 434.65 of this chapter.

(k) The term "post-mining area" means:

(1) A reclamation area or

(2) The underground workings of an underground coal mine after the extraction, removal, or recovery of coal from its natural deposit has ceased and prior to bond release.

(l) The term "reclamation area" means the surface area of a coal mine which has been returned to required contour and on which revegetation (specifically, seeding or planting) work has commenced.

(m) The term "settleable solids" is that matter measured by the volumetric method specified in § 434.64.

(n) The terms "1-year, 2-year, and 10-year, 24-hour precipitation events" means the maximum 24-hour precipitation event with a probable recurrence interval of once in one, two, and ten years respectively as defined by the National Weather Service and Technical Paper No. 40, "Rainfall Frequency Atlas of the U.S.," May 1961, or equivalent regional or rainfall probability information developed therefrom.

(o) The terms "treatment facility" and "treatment system" mean all structures which contain, convey, and as necessary, chemically or physically

§ 434.20

treat coal mine drainage, coal preparation plant process wastewater, or drainage from coal preparation plant associated areas, which remove pollutants regulated by this part from such waters. This includes all pipes, channels, ponds, basins, tanks and all other equipment serving such structures.

(p) The term “coal refuse disposal pile” means any coal refuse deposited on the earth and intended as permanent disposal or long-term storage (greater than 180 days) of such material, but does not include coal refuse deposited within the active mining area or coal refuse never removed from the active mining area.

(q) The term “controlled surface mine drainage” means any surface mine drainage that is pumped or siphoned from the active mining area.

(r) The term “abandoned mine” means a mine where mining operations have occurred in the past and

(1) The applicable reclamation bond or financial assurance has been released or forfeited or

(2) If no reclamation bond or other financial assurance has been posted, no mining operations have occurred for five years or more.

(s) The term “1-year, 24-hour precipitation event” means the maximum 24-hour precipitation event with a probable recurrence interval of once in one year as defined by the National Weather Service and Technical Paper No. 40, “Rainfall Frequency Atlas of the U.S.,” May 1961, or equivalent regional or rainfall probability information developed therefrom.

(t) The Term “2-year, 24-hour precipitation event” means the maximum 24-hour precipitation event with a probable recurrence interval of once in two years as defined by the National Weather Service and Technical Paper No. 40, “Rainfall Frequency Atlas of the U.S.,” May 1961, or equivalent regional or rainfall probability information developed therefrom.

Subpart B—Coal Preparation Plants and Coal Preparation Plant Associated Areas

§ 434.20 Applicability.

The provisions of this subpart are applicable to discharges from coal prepara-

40 CFR Ch. I (7–1–21 Edition)

tion plants and coal preparation plant association areas, as indicated, including discharges which are pumped, siphoned, or drained from the coal preparation plant water circuit and coal storage, refuse storage, and ancillary areas related to the cleaning or beneficiation of coal of any rank including, but not limited to, bituminous, lignite, and anthracite.

§ 434.21 [Reserved]

§ 434.22 Effluent limitation guidelines representing the degree of effluent reduction attainable by the application of the best practicable control technology currently available (BPT).

(a) Except as provided in 40 CFR 125.30–125.32, 40 CFR 401.17, and §§ 434.61, 434.62 and 434.63 of this part, the following limitations establish the concentration or quality of pollutants which may be discharged by any existing coal preparation plant and coal preparation plant associated areas subject to the provisions of this subpart after application of the best practicable control technology currently available if discharges from such point sources normally exhibit a pH of less than 6.0 prior to treatment:

BPT EFFLUENT LIMITATIONS

Pollutant or pollutant property	Maximum for any 1 day	Average of daily values for 30 consecutive days
Concentration in mg/l		
Iron, total	7.0	3.5
Manganese, total	4.0	2.0
TSS	70	35
pH	1	1

¹ Within the range of 6.0 to 9.0 at all times.

(b) Except as provided in 40 CFR 125.30–125.32, 40 CFR 401.17 and §§ 434.61 and 434.63 of this part, the following limitations establish the concentration or quality of pollutants which may be discharged by any existing coal preparation plant and coal preparation plant associated areas subject to the provisions of this subpart after application of the best practicable control technology currently available if discharges from such point sources normally exhibit a pH equal to or greater than 6.0 prior to treatment:

Environmental Protection Agency

§ 434.25

BPT EFFLUENT LIMITATIONS

Pollutant or pollutant property	Maximum for any 1 day	Average of daily values for 30 consecutive days
	Concentration in mg/l	
Iron, total	7.0	3.5
TSS	70	35
pH	1	1

¹ Within the range of 6.0 to 9.0 at all times.

§ 434.23 Effluent limitations guidelines representing the degree of effluent reduction attainable by application of the best available technology economically achievable (BAT).

(a) Except as provided in 40 CFR 125.30–125.32, and §§ 434.61, 434.62 and 434.63 of this part, the following limitations establish the concentration or quality of pollutants which may be discharged by any existing coal preparation plant and coal preparation plant associated areas subject to the provisions of this subpart after application of the best available technology economically achievable if discharges from such point sources normally exhibit a pH of less than 6.0 prior to treatment:

BAT EFFLUENT LIMITATIONS

Pollutant or pollutant property	Maximum for any 1 day	Average of daily values for 30 consecutive days
	Concentration in mg/l	
Iron, total	7.0	3.5
Manganese, total	4.0	2.0

(b) Except as provided in 40 CFR 125.30–125.32, and §§ 434.61 and 434.63 of this part, the following limitations establish the concentration or quality of pollutants which may be discharged by any existing coal preparation plant and coal preparation plant associated areas subject to the provisions of this subpart after application of the best available technology economically achievable if discharges from such point sources normally exhibit a pH equal to or greater than 6.0 prior to treatment:

BAT EFFLUENT LIMITATIONS

Pollutant or pollutant property	Maximum for any 1 day	Average of daily values for 30 consecutive days
	Concentration in mg/l	
Iron, total	7.0	3.5

§ 434.24 Effluent limitations guidelines representing the degree of effluent reduction attainable by the application of the best conventional pollutant control technology (BCT). [Reserved]

§ 434.25 New source performance standards (NSPS).

The following new source performance standards (NSPS) shall be achieved by any new source coal preparation plant and coal preparation plant associated areas, as indicated:

(a) Except as provided in 40 CFR 401.17 and §§ 434.61, 434.62 and 434.63 of this part, the following new source performance standards shall apply to discharges from new source coal preparation plants and new source coal preparation plant associated areas, if such discharges normally exhibit a pH of less than 6.0 prior to treatment:

NSPS EFFLUENT LIMITATIONS (MG/L)

Pollutant or pollutant property	Maximum for any 1 day	Average of daily values for 30 consecutive days
Iron, total	6.0	3.0
Manganese, total	4.0	2.0
TSS	70	35
pH	(¹)	(¹)

¹ 6.0–9.0 at all times.

(b) Except as provided in 40 CFR 401.17 and §§ 434.61, 434.62 and 434.63 of this part, the following new source performance standards shall apply to discharges from new source coal preparation plants and new source coal preparation plant associated areas, if such discharges normally exhibit a pH equal to or greater than 6.0 prior to treatment:

§ 434.30

NSPS EFFLUENT LIMITATIONS (MG/L)

Pollutant or pollutant property	Maximum for any 1 day	Average of daily values for 30 consecutive days
Iron, total	6.0	3.0
TSS	70	35
pH	(¹)	(¹)

¹ 6.0–9.0 at all times.

Subpart C—Acid or Ferruginous Mine Drainage

§ 434.30 Applicability; description of the acid or ferruginous mine drainage subcategory.

The provisions of this subpart are applicable to acid or ferruginous mine drainage from an active mining area resulting from the mining of coal of any rank including, but not limited to, bituminous, lignite, and anthracite.

§ 434.31 [Reserved]

§ 434.32 Effluent limitations guidelines representing the degree of effluent reduction attainable by the application of the best practicable control technology currently available (BPT).

Except as provided in 40 CFR 125.30–125.32, 40 CFR 401.17, and §§ 434.61, 434.62 and 434.63 of this part, the following limitations establish the concentration or quality of pollutants which may be discharged by a point source subject to the provisions of this subpart after application of the best practicable control technology currently available:

BPT EFFLUENT LIMITATIONS

Pollutant or pollutant property	Maximum for any 1 day	Average of daily values for 30 consecutive days
	Concentration in mg/l	
Iron, total	7.0	3.5
Manganese, total	4.0	2.0
TSS	70.0	35.0
pH	(¹)	(¹)

¹ Within the range 6.0 to 9.0 at all times.

40 CFR Ch. I (7–1–21 Edition)

§ 434.33 Effluent limitations guidelines representing the degree of effluent reduction attainable by the application of the best available technology economically achievable (BAT).

Except as provided in 40 CFR 125.30–125.32, 40 CFR 401.17, and §§ 434.61, 434.62 and 434.63 of this part, the following limitations establish the concentration or quality of pollutants which may be discharged by a point source subject to the provisions of this subpart after application of the best available technology economically achievable:

BPT EFFLUENT LIMITATIONS

Pollutant or pollutant property	Maximum for any 1 day	Average of daily values for 30 consecutive days
	Concentration in mg/l	
Iron, total	7.0	3.5
Manganese, total	4.0	2.0

§ 434.34 Effluent limitations guidelines representing the degree of effluent reduction attainable by the application of the best conventional pollutant control technology (BCT). [Reserved]

§ 434.35 New source performance standards (NSPS).

Except as provided in 40 CFR 401.17, and §§ 434.61, 434.62 and 434.63 of this part, the following new source performance standards shall be achieved for any discharge from a new source subject to this subpart:

NSPS EFFLUENT LIMITATIONS

Pollutant or pollutant property	Maximum for any 1 day	Average of daily values for 30 consecutive days
	Concentration in mg/l	
Iron, total	6.0	3.0
Manganese, total	4.0	2.0
TSS	70.0	35.0
pH	(¹)	(¹)

¹ Within the range 6.0 to 9.0 at all times.

Environmental Protection Agency

§ 434.52

Subpart D—Alkaline Mine Drainage

§ 434.40 Applicability; description of the alkaline mine drainage subcategory.

The provisions of this subpart are applicable to alkaline mine drainage from an active mining area resulting from the mining of coal of any rank including, but not limited to, bituminous, lignite, and anthracite.

§ 434.41 [Reserved]

§ 434.42 Effluent limitations guidelines representing the degree of effluent reduction attainable by the application of the best practicable control technology currently available (BPT).

Except as provided in 40 CFR 125.30–125.32, 40 CFR 401.17, and §§ 434.61 and 434.63 of this part, the following limitations establish the concentration or quality of pollutants which may be discharged by a point source subject to the provisions of this subpart after application of the best practicable control technology currently available:

BPT EFFLUENT LIMITATIONS

Pollutant or pollutant property	Maximum for any 1 day	Average of daily values for 30 consecutive days
	Concentration in mg/l	
Iron, total	7.0	3.5
TSS	70.	35.
pH	(¹)	(¹)

¹ Within the range 6.0 to 9.0 at all times.

§ 434.43 Effluent limitations guidelines representing the degree of effluent reduction attainable by application of the best available technology economically achievable (BAT).

Except as provided in 40 CFR 125.30–125.32, and §§ 434.61 and 434.63 of this part, the following limitations establish the concentration or quality of pollutants which may be discharged by a point source subject to the provisions of this subpart after application of the best available technology economically achievable:

BAT EFFLUENT LIMITATIONS

Pollutant or pollutant property	Maximum for any 1 day	Average of daily values for 30 consecutive days
Iron, total	Concentration in mg/l	
	7.0	3.5

§ 434.44 Effluent limitations guidelines representing the degree of effluent reduction attainable by the application of the best conventional pollutant control technology (BCT). [Reserved]

§ 434.45 New source performance standards (NSPS).

Except as provided in 40 CFR 401.17 and §§ 434.61 and 434.63 of this part, the following new source performance standards shall be achieved for any discharge from a new source subject to this subpart:

NSPS EFFLUENT LIMITATIONS

Pollutant or pollutant property	Maximum for any 1 day	Average of daily values for 30 consecutive days
	Concentration in mg/l	
Iron, total	6.0	3.0
TSS	70.0	35.0
pH	(¹)	(¹)

¹ Within the range 6.0 to 9.0 at all times.

Subpart E—Post-Mining Areas

§ 434.50 Applicability.

The provisions of this subpart are applicable to discharges from post-mining areas, except as provided in subpart H—Western Alkaline Coal Mining of this part.

[67 FR 3406, Jan. 23, 2002]

§ 434.51 [Reserved]

§ 434.52 Effluent limitations guidelines representing the degree of effluent reduction attainable by the application of the best practicable control technology currently available (BPT).

(a) *Reclamation areas.* The limitations in this subsection apply to discharges from reclamation areas until the performance bond issued to the facility by

§ 434.53

the appropriate SMCRA authority has been released.

Except as provided in 40 CFR 125.30–125.32, 40 CFR 401.17 and §§ 434.61 and 434.63(d)(2) of this part, the following limitations establish the concentration or quality of pollutants which may be discharged by a point source subject to the provisions of this subsection after application of the best practicable control technology currently available:

BPT EFFLUENT LIMITATIONS

Pollutant or pollutant property	Limitations
Settleable Solids	0.5 ml/l maximum not to be exceeded.
pH	(¹)

¹ Within the range 6.0 to 9.0 at all times.

(b) *Underground mine drainage.* The limitations in this subsection apply to discharges from the underground workings of underground mines until SMCRA bond release.

(1) Except as provided in 40 CFR 125.30–125.32, 40 CFR 401.17 and §§ 434.61, 434.62 and 434.63 of this part, the following limitations establish the concentration or quality of pollutants in acid or ferruginous mine drainage subject to the provisions of this subsection after application of the best practicable control technology currently available:

BPT EFFLUENT LIMITATIONS

Pollutant or pollutant property	Maximum for any 1 day	Average of daily values for 30 consecutive days
Concentration in mg/l		
Iron, total	7.0	3.5
Manganese, total	4.0	2.0
TSS	70.0	35.0
pH	(¹)	(¹)

¹ Within the range 6.0 to 9.0 at all times.

(2) Except as provided in 40 CFR 125.30–125.32, 40 CFR 401.17, and §§ 434.61 and 434.63 of this part, the following limitations establish the concentration or quality of pollutants in alkaline mine drainage subject to the provisions of this subsection after application of

40 CFR Ch. I (7–1–21 Edition)

the best practicable control technology currently available:

BPT EFFLUENT LIMITATIONS

Pollutant or pollutant property	Maximum for any 1 day	Average of daily values for 30 consecutive days
Concentration in mg/l		
Iron, total	7.0	3.5
TSS	70.0	35.0
pH	(¹)	(¹)

¹ Within the range 6.0 to 9.0 at all times.

§ 434.53 Effluent limitations guidelines representing the degree of effluent reduction attainable by application of the best available technology economically achievable (BAT).

(a) *Reclamation areas.* The limitations of this subsection apply to discharges from reclamation areas until SMCRA bond release.

Except as provided in 40 CFR 125.30–125.32, and §§ 434.61 and 434.63(d)(2) of this part, the following limitations establish the concentration or quality of pollutants which may be discharged by a point source subject to the provisions of this subsection after application of the best available technology economically achievable:

BAT EFFLUENT LIMITATIONS

Pollutant or pollutant property	Limitations
Settleable solids	0.5 ml/l maximum not to be exceeded.

(b) *Underground mine drainage.* The limitations in this subsection apply to discharges from the underground workings of underground mines until SMCRA bond release.

(1) Except as provided in 40 CFR 125.30–125.32, and §§ 434.61, 434.62, and 434.63 of this part, the following limitations establish the concentration or quality of pollutants in acid or ferruginous mine drainage subject to the provisions of this subsection after application of the best available technology economically achievable:

Environmental Protection Agency

§ 434.61

BAT EFFLUENT LIMITATIONS

Pollutant or pollutant property	Maximum for any 1 day	Average of daily values for 30 consecutive days
	Concentration in mg/l	
Iron, total	7.0	3.5
Manganese, total	4.0	2.0

(2) Except as provided in 40 CFR 125.30–125.32, and §§ 434.61, and 434.63 of this part, the following limitations establish the concentration or quality of pollutants in alkaline mine drainage subject to the provisions of this subsection after application of the best available technology economically achievable:

BAT EFFLUENT LIMITATIONS

Pollutant or pollutant property	Maximum for any 1 day	Average of daily values for 30 consecutive days
	Concentration in mg/l	
Iron, total	7.0	3.5

§ 434.54 Effluent limitations guidelines representing the degree of effluent reduction attainable by the application of the best conventional pollutant control technology (BCT). [Reserved]

§ 434.55 New source performance standards (NSPS).

The following new source performance standards shall apply to the post-mining areas of all new source coal mines:

(a) *Reclamation areas.* The standards of this subsection apply to discharges from reclamation areas at new source coal mines until SMCRA bond release. Except as provided in 40 CFR 401.17 and §§ 434.61 and 434.63 (d)(2) of this part, the following new source performance standards shall be achieved for a discharge subject to the provisions of this subsection:

NSPS EFFLUENT LIMITATIONS

Pollutant or pollutant property	Limitations
Settleable Solids	0.5 ml/l maximum not to be exceeded.
pH	(¹)

(¹) Within the range 6.0 to 9.0 at all times.

(b) *Underground mine drainage.* The standards in this subsection apply to discharges from the underground workings of new source underground mines until bond release.

(1) Except as provided in 40 CFR 401.17 and §§ 434.61, 434.62, and 434.63 of this part, the following new source performance standards shall be achieved for the discharge of any acid or ferruginous mine drainage subject to this subsection:

NSPS EFFLUENT LIMITATIONS

Pollutant or pollutant property	Maximum for any 1 day	Average of daily values for 30 consecutive days
	Concentrations in mg/l	
Iron, total	6.0	3.0
Manganese, total	4.0	2.0
TSS	70.0	35.0
pH	(¹)	(¹)

¹ Within the range 6.0 to 9.0 at all times.

(2) Except as provided in 40 CFR 401.17 and §§ 434.61 and 434.63 of this part, the following new source performance standards shall be achieved for the discharge of any alkaline mine drainage subject to this subsection:

NSPS EFFLUENT LIMITATIONS

Pollutant or pollutant property	Maximum for any 1 day	Average of daily values for 30 consecutive days
	Concentrations in mg/l	
Iron, total	6.0	3.0
TSS	70.0	35.0
pH	(¹)	(¹)

¹ Within the range 6.0 to 9.0 at all times.

Subpart F—Miscellaneous Provisions

§ 434.60 Applicability.

The provisions of this subpart F apply to this part 434 as specified in subparts B, C, D, E and G of this part.

[67 FR 3406, Jan. 23, 2002]

§ 434.61 Commingling of waste streams.

Where waste streams from any facility covered by this part are combined for treatment or discharge with waste streams from another facility covered

§ 434.62

by this part, the concentration of each pollutant in the combined discharge may not exceed the most stringent limitations for that pollutant applicable to any component waste stream of the discharge.

§ 434.62 Alternate effluent limitation for pH.

Where the application of neutralization and sedimentation treatment technology results in inability to comply with the otherwise applicable manganese limitations, the permit issuer may allow the pH level in the final effluent to exceed 9.0 to a small extent in order that the manganese limitations can be achieved.

§ 434.63 Effluent limitations for precipitation events.

(a)(1) The alternate limitations specified in paragraph (a)(2) of this section apply with respect to:

(i) All discharges of alkaline mine drainage except discharges from underground workings of underground mines that are not commingled with other discharges eligible for these alternate limitations;

(ii) All discharges from steep slope areas, (as defined in section 515(d)(4) of the Surface Mining Control and Reclamation Act of 1977, as amended (SMCRA)), and from mountaintop removal operations (conducted pursuant to section 515(c) of SMCRA);

(iii) Discharges from coal preparation plants and preparation plant associated areas (excluding acid or ferruginous mine drainage from coal refuse disposal piles).

(2) Any discharge or increase in the volume of a discharge caused by precipitation within any 24 hour period less than or equal to the 10-year, 24-hour precipitation event (or snowmelt of equivalent volume) may comply with the following limitations instead of the otherwise applicable limitations:

EFFLUENT LIMITATIONS DURING PRECIPITATION

Pollutant or pollutant property	Effluent limitations
Settleable solids	0.5 ml/l maximum not to be exceeded.
pH	6.0–9.0 at all times.

(b) The following alternate limitations apply with respect to acid or fer-

40 CFR Ch. I (7–1–21 Edition)

ruginous drainage from coal refuse disposal piles:

Any discharge or increase in the volume of a discharge caused by precipitation within any 24 hour period greater than the 1-year, 24-hour precipitation event, but less than or equal to the 10-year, 24-hour precipitation event (or snowmelt of equivalent volume) may comply with the following limitations instead of the otherwise applicable limitations:

EFFLUENT LIMITATIONS DURING PRECIPITATION

Pollutant or pollutant property	Effluent limitations
Settleable solids	0.5 ml/l maximum not to be exceeded.
pH	6.0–9.0 at all times.

(c) The following alternate limitations apply with respect to acid or ferruginous mine drainage, except for discharges addressed in paragraphs (a) (mountaintop removal and steep slope areas), (d) (controlled surface mine discharges) and (f) (discharges from underground workings of underground mines) of this section:

(1) Any discharge or increase in the volume of a discharge caused by precipitation within any 24 hour period less than or equal to the 2-year, 24-hour precipitation event (or snowmelt of equivalent volume) may comply with the following limitations instead of the otherwise applicable limitations:

EFFLUENT LIMITATIONS DURING PRECIPITATION

Pollutant or pollutant property	Effluent limitations
Iron, total	7.0 mg/l maximum for any 1 day.
Settleable solids	0.5 ml/l maximum not to be exceeded.
pH	6.0–9.0 at all times.

(2) Any discharge or increase in the volume of a discharge caused by precipitation within any 24 hour period greater than the 2-year, 24-hour precipitation event, but less than or equal to the 10-year, 24-hour precipitation event (or snowmelt of equivalent volume) may comply with the following limitations instead of the otherwise applicable limitations:

Environmental Protection Agency

§ 434.70

EFFLUENT LIMITATIONS DURING PRECIPITATION

Pollutant or pollutant property	Effluent limitations
Settleable solids	0.5 ml/l maximum not to be exceeded.
pH	6.0–9.0 at all times.

(d)(1) The alternate limitations specified in paragraph (d)(2) of this section apply with respect to all discharges described in paragraphs (a), (b) and (c) of this section *and* to:

(i) Discharges of acid or ferruginous mine drainage from underground workings of underground mines which are commingled with other discharges eligible for these alternate limitations; and

(ii) Controlled acid or ferruginous surface mine discharges; and

(iii) Discharges from reclamation areas.

(2) Any discharge or increase in the volume of a discharge caused by precipitation within any 24 hour period greater than the 10-year, 24-hour precipitation event (or snowmelt of equivalent volume) may comply with the following limitations instead of the otherwise applicable limitations:

EFFLUENT LIMITATIONS DURING PRECIPITATION

Pollutant or pollutant property	Effluent limitations
pH	6.0–9.0 at all times.

(e) The operator shall have the burden of proof that the discharge or increase in discharge was caused by the applicable precipitation event described in paragraphs (a), (b), (c), and (d) of this section.

(f) Discharges of mine drainage from underground workings of underground mines which are not commingled with discharges eligible for alternate limitations set forth in this section shall in no event be eligible for the alternate limitations set forth in this section.

§ 434.64 Procedure and method detection limit for measurement of settleable solids.

For the purposes of this part, the following procedure shall be used to determine settleable solids: Fill an Imhoff cone to the one-liter mark with a thoroughly mixed sample. Allow to settle undisturbed for 45 minutes. Gently stir along the inside surface of

the cone with a stirring rod. Allow to settle undisturbed for 15 minutes longer. Record the volume of settled material in the cone as milliliters per liter. Where a separation of settleable and floating materials occurs, do not include the floating material in the reading. Notwithstanding any provision of 40 CFR part 136, the method detection limit for measuring settleable solids under this part shall be 0.4 ml/l.

§ 434.65 Modification of NPDES permits for new sources.

Any coal mine or coal preparation plant which was considered a new source under previous EPA regulations may, notwithstanding § 122.62 of this chapter, apply to have its NPDES permit modified to incorporate the revised new source performance standards.

Subpart G—Coal Remining

SOURCE: 67 FR 3406, Jan. 23, 2002, unless otherwise noted.

§ 434.70 Specialized definitions.

(a) The term *coal remining operation* means a coal mining operation at a site on which coal mining was previously conducted and where the site has been abandoned or the performance bond has been forfeited.

(b) The term *pollution abatement area* means the part of the permit area that is causing or contributing to the baseline pollution load of pre-existing discharges. The pollution abatement area must include, to the extent practicable, areas adjacent to and nearby the remining operation that also must be affected to reduce the pollution load of the pre-existing discharges and may include the immediate location of the pre-existing discharges.

(c) The term *pre-existing discharge* means any discharge resulting from mining activities that have been abandoned prior to the time of a remining permit application. This term shall include a pre-existing discharge that is relocated as a result of the implementation of best management practices (BMPs) contained in the Pollution Abatement Plan.

(d) The term *steep slope* means any slope above twenty degrees or such lesser slope as may be defined by the

§ 434.71

40 CFR Ch. I (7–1–21 Edition)

regulatory authority after consideration of soil, climate, and other characteristics of a region or State. This term does not apply to those situations in which an operator is mining on flat or gently rolling terrain, on which an occasional steep slope is encountered and through which the mining operation is to proceed, leaving a plain or predominantly flat area.

(e) The term *new source remining operation* means a remining operation at a coal mine where mining first commences after February 22, 2002 and subsequently becomes an abandoned mine.

§ 434.71 Applicability.

(a) This subpart applies to pre-existing discharges that are located within or are hydrologically connected to pollution abatement areas of a coal remining operation.

(b) A pre-existing discharge that is intercepted by active mining or that is commingled with waste streams from active mining areas for treatment is subject to the provisions of § 434.61 Commingling of waste streams. For the purposes of this subpart, § 434.61 requires compliance with applicable BPT, BAT, BCT, and NSPS effluent limitations in subparts C, D, and F of this part. Section 434.61 applies to the commingled waste stream only during the time when the pre-existing discharge is intercepted by active mining or is commingled with active mine wastewater for treatment or discharge. After commingling has ceased, the pre-existing discharge is subject to the provisions of this part.

(c) In situations where coal remining operations seek reissuance of an existing remining permit with BPJ limitations and the regulatory authority determines that it is not feasible for a re-

mining operator to re-establish baseline pollutant levels in accordance with the statistical procedures contained in appendix B of this part, pre-existing discharge limitations at existing remining operations shall remain subject to baseline pollutant levels established during the original permit application.

(d) The effluent limitations in this subpart apply to pre-existing discharges until the appropriate SMCRA authority has authorized bond release.

§ 434.72 Effluent limitations attainable by the application of the best practicable control technology currently available (BPT).

(a) The operator must submit a site-specific Pollution Abatement Plan to the permitting authority for the pollution abatement area. The plan must be approved by the permitting authority and incorporated into the permit as an effluent limitation. The Pollution Abatement Plan must identify characteristics of the pollution abatement area and the pre-existing discharges. The Pollution Abatement Plan must be designed to reduce the pollution load from pre-existing discharges and must identify the selected best management practices (BMPs) to be used. The plan must describe the design specifications, construction specifications, maintenance schedules, criteria for monitoring and inspection, and expected performance of the BMPs. The BMPs must be implemented as specified in the plan.

(b) (1) Except as provided in 40 CFR 125.30 through 125.32 and paragraph (b)(2) of this section, the following effluent limits apply to pre-existing discharges:

EFFLUENT LIMITATIONS

Pollutant	Requirement
(i) Iron, total	May not exceed baseline loadings (as defined by appendix B of this part).
(ii) Manganese, total	May not exceed baseline loadings (as defined by appendix B of this part).
(iii) Acidity, net	May not exceed baseline loadings (as defined by appendix B of this part).

EFFLUENT LIMITATIONS—Continued

Pollutant	Requirement
(iv) TSS	During remining and reclamation, may not exceed baseline loadings (as defined by appendix B of this part). Prior to bond release, the pre-existing discharge must meet the applicable standards for TSS or SS contained in subpart E. ¹

¹ A pre-existing discharge is exempt from meeting standards in subpart E of this part for TSS and SS when the permitting authority determines that subpart E standards are infeasible or impractical based on the site-specific conditions of soil, climate, topography, steep slopes, or other baseline conditions provided that the operator demonstrates that significant reductions of TSS and SS will be achieved through the incorporation of sediment control BMPs into the Pollution Abatement Plan as required by paragraph (a) of this section.

(2) If the permitting authority determines that it is infeasible to collect samples for establishing the baseline pollutant levels pursuant to paragraph (b)(1) of this section, and that remining will result in significant improvement that would not otherwise occur, then the numeric effluent limitations in paragraph (b)(1) of this section do not apply. Pre-existing discharges for which it is infeasible to collect samples for determination of baseline pollutant levels include, but are not limited to, discharges that exist as a diffuse groundwater flow that cannot be assessed via sample collection; a base flow to a receiving stream that cannot be monitored separate from the receiving stream; a discharge on a steep or hazardous slope that is inaccessible for sample collection; or, a number of pre-existing discharges so extensive that monitoring of individual discharges is infeasible.

§ 434.73 Effluent limitations attainable by application of the best available technology economically achievable (BAT).

Except as provided in 40 CFR 125.30 through 125.32 and 434.72(b)(2), a pre-existing discharge must comply with the effluent limitations listed in § 434.72(b) for net acidity, iron and manganese. The operator must also submit and implement a Pollution Abatement Plan as required in § 434.72(a).

§ 434.74 Effluent limitations attainable by application of the best conventional pollutant control technology (BCT).

Except as provided in 40 CFR 125.30 through 125.32 and 434.72(b)(2), a pre-existing discharge must comply with the effluent limitations listed in § 434.72(b) for total suspended solids. The operator

must also submit and implement a Pollution Abatement Plan as required in § 434.72(a).

§ 434.75 New source performance standards (NSPS).

Except as provided in § 434.72(b)(2), a pre-existing discharge from a new source remining operation must comply with the effluent limitations listed in § 434.72(b) for iron, manganese, acidity and total suspended solids. The operator must also submit and implement a Pollution Abatement Plan as required in § 434.72(a).

Subpart H—Western Alkaline Coal Mining

SOURCE: 67 FR 3407, Jan. 23, 2002, unless otherwise noted.

§ 434.80 Specialized definitions.

(a) The term *brushing and grubbing area* means the area where woody plant materials that would interfere with soil salvage operations have been removed or incorporated into the soil that is being salvaged.

(b) The term *regraded area* means the surface area of a coal mine that has been returned to required contour.

(c) The term *sediment* means undissolved organic and inorganic material transported or deposited by water.

(d) The term *sediment yield* means the sum of the soil losses from a surface minus deposition in macro-topographic depressions, at the toe of the hillslope, along field boundaries, or in terraces and channels sculpted into the hillslope.

(e) The term *topsoil stockpiling area* means the area outside the mined-out area where topsoil is temporarily

§ 434.81

40 CFR Ch. I (7–1–21 Edition)

stored for use in reclamation, including containment berms.

(f) The term *western coal mining operation* means a surface or underground coal mining operation located in the interior western United States, west of the 100th meridian west longitude, in an arid or semiarid environment with an average annual precipitation of 26.0 inches or less.

§ 434.81 Applicability.

(a) This subpart applies to alkaline mine drainage at western coal mining operations from reclamation areas, brushing and grubbing areas, topsoil stockpiling areas, and regraded areas.

(b) This subpart applies to drainage at western coal mining operations from reclamation areas, brushing and grubbing areas, topsoil stockpiling areas, and regraded areas where the discharge, before any treatment, meets all the following requirements:

- (1) pH is equal to or greater than 6.0;
- (2) Dissolved iron concentration is less than 10 mg/L; and
- (3) Net alkalinity is greater than zero.

(c) The effluent limitations in this subpart apply until the appropriate SMCRA authority has authorized bond release.

§ 434.82 Effluent limitations attainable by the application of the best practicable control technology currently available (BPT).

Except as provided in 40 CFR 125.30 through 125.32, the following effluent limitations apply to mine drainage from applicable areas of western coal mining operations:

(a) The operator must submit a site-specific Sediment Control Plan to the permitting authority that is designed to prevent an increase in the average annual sediment yield from pre-mined,

undisturbed conditions. The Sediment Control Plan must be approved by the permitting authority and be incorporated into the permit as an effluent limitation. The Sediment Control Plan must identify best management practices (BMPs) and also must describe design specifications, construction specifications, maintenance schedules, criteria for inspection, as well as expected performance and longevity of the best management practices.

(b) Using watershed models, the operator must demonstrate that implementation of the Sediment Control Plan will result in average annual sediment yields that will not be greater than the sediment yield levels from pre-mined, undisturbed conditions. The operator must use the same watershed model that was, or will be, used to acquire the SMCRA permit.

(c) The operator must design, implement, and maintain BMPs in the manner specified in the Sediment Control Plan.

§ 434.83 Effluent limitations attainable by application of the best available technology economically achievable (BAT).

Except as provided in 40 CFR 125.30 through 125.32, any existing western coal mining operation with drainage subject to this subpart must meet the effluent limitations in § 434.82.

§ 434.84 Effluent limitations attainable by application of the best conventional pollutant control technology (BCT). [Reserved]

§ 434.85 New source performance standards (NSPS).

Any new source western coal mining operation with drainage subject to this subpart must meet the effluent limitations in § 434.82.40v32(5546): Appendix A to Part 430

APPENDIX A TO PART 434—ALTERNATE STORM LIMITATIONS FOR ACID OR FERRUGINOUS MINE DRAINAGE

APPENDIX A
ALTERNATE STORM LIMITATIONS
FOR ACID OR FERRUGINOUS MINE DRAINAGE

Precipitation Event

	Dry Weather **	1-yr, 24-hr	2-yr, 24-hr	10-yr, 24-hr
1. Discharges from underground workings of underground mines - not commingled +	TSS,pH,Iron Manganese	(NO ALTERNATE LIMITATIONS)		
2. Discharges from underground workings of underground mines - commingled		TSS, pH, Iron, Manganese		
3. Controlled surface mine drainage		TSS, pH, Iron, Manganese		
4. Non-controlled surface mine drainage (except steep slope and mountaintop removal)	TSS,pH,Iron Manganese	SS*, pH,Iron	SS, pH	
5. Discharges from coal refuse disposal piles	TSS, pH, Iron, Manganese	SS,pH		pH
6. Discharges from steep slope and mountaintop removal areas +	TSS, pH, Iron Manganese	SS, pH		pH
7. Discharges from preparation plant associated areas (excluding coal refuse piles) and preparation plants +	TSS, pH, Iron Manganese	SS, pH		pH
8. Discharges from Reclamation Areas +		SS, pH		pH

* SS = Settleable Solids

** Discharge caused by precipitation

+ These categories do not differ from the Oct. 13, 1982 regulation.

* SS = Settleable Solids

** Discharge caused by precipitation

+ These categories do not differ from the Oct. 13, 1982 regulation.

APPENDIX B TO PART 434—BASELINE DETERMINATION AND COMPLIANCE MONITORING FOR PRE-EXISTING DISCHARGES AT REMINING OPERATIONS

I. GENERAL PROCEDURE REQUIREMENTS

a. This appendix presents the procedures to be used for establishing effluent limitations for pre-existing discharges at coal remining operations, in accordance with the requirements set forth in subpart G; Coal Remining. The requirements specify that pollutant loadings of total iron, total manganese, total suspended solids, and net acidity in pre-existing discharges shall not exceed baseline pollutant loadings. The procedures described in this appendix shall be used for determining site-specific, baseline pollutant loadings, and for determining whether discharge loadings during coal remining operations have exceeded the baseline loading. Both a monthly (single-observation) procedure and an annual procedure shall be applied, as described below.

b. In order to sufficiently characterize pollutant loadings during baseline determination and during each annual monitoring period, it is required that at least one sample result be obtained per month for a period of 12 months.

c. Calculations described in this appendix must be applied to pollutant loadings. Each loading value is calculated as the product of a flow measurement and pollutant concentration taken on the same date at the same discharge sampling point, using standard units of flow and concentration (to be determined by the permitting authority). For example, flow may be measured in cubic feet per second, concentration in milligrams per liter, and the pollutant loading could be calculated in pounds per year.

d. Accommodating Data Below the Maximum Daily Limit at subpart C of this part. In the event that a pollutant concentration in the data used to determine baseline is lower than the daily maximum limitation established in subpart C of this part for active mine wastewater, the statistical procedures should not establish a baseline more stringent than the BPT and BAT effluent standards established in subpart C of this part. Therefore, if the total iron concentration in a baseline sample is below 7.0 mg/L, or the total manganese concentration is below 4.0 mg/L, the baseline sample concentration may be replaced with 7.0 mg/L and 4.0 mg/L, respectively, for the purposes of some of the statistical calculations in this appendix B. The substituted values should be used for all methods in this appendix B with the exception of the calculation of the interquartile range (R) in Method 1 for the annual trigger (Step 3), and in Method 2 for the single observation trigger (Step 3). The interquartile range (R) is the difference between

the quartiles M_{-1} and M_1 ; these values should be calculated using actual loadings (based on measured concentrations) when they are used to calculate R. This should be done in order to account for the full range of variability in the data.

II. PROCEDURE FOR CALCULATING AND APPLYING A SINGLE-OBSERVATION (MONTHLY) TRIGGER

Two alternative methods are provided for calculating a single-observation trigger. One method must be selected and applied by the permitting authority for any given remining permit.

A. Method 1 for Calculating a Single Observation Trigger (L)

(1) Count the number of baseline observations taken for the pollutant of interest. Label this number n. In order to sufficiently characterize pollutant loadings during baseline determination and during each annual monitoring period, it is required that at least one sample result be obtained per month for a period of 12 months.

(2) Order all baseline loading observations from lowest to highest. Let the lowest number (minimum) be $x_{(1)}$, the next lowest be $x_{(2)}$, and so forth until the highest number (maximum) is $x_{(n)}$.

(3) If fewer than 17 baseline observations were obtained, then the single observation trigger (L) will equal the maximum of the baseline observations ($x_{(n)}$).

(4) If at least 17 baseline observations were obtained, calculate the median (M) of all baseline observations:

Instructions for calculation of a median of n observations:

If n is odd, then M equals $x_{(n/2 + 1/2)}$.

For example, if there are 17 observations, then $M = X_{(17/2 + 1/2)} = x_{(9)}$, the 9th highest observation.

If n is even, then M equals $0.5 * (x_{(n/2)} + x_{(n/2 + 1)})$.

For example, if there are 18 observations, then M equals 0.5 multiplied by the sum of the 9th and 10th highest observations.

(a) Next, calculate M_1 as the median of the subset of observations that range from the calculated M to the maximum $x_{(n)}$; that is, calculate the median of all x larger than or equal to M.

(b) Next, calculate M_2 as the median of the subset of observations that range from the calculated M_1 to $x_{(n)}$; that is, calculate the median of all x larger than or equal to M_1 .

(c) Next, calculate M_3 as the median of the subset of observations that range from the calculated M_2 to $x_{(n)}$; that is, calculate the median of all x larger than or equal to M_2 .

(d) Finally, calculate the single observation trigger (L) as the median of the subset of observations that range from the calculated M_3 to $x_{(n)}$.

NOTE: When subsetting the data for each of steps 3a-3d, the subset should include all observations greater than or equal to the median calculated in the previous step. If the median calculated in the previous step is not an actual observation, it is not included in the new subset of observations. The new median value will then be calculated using the median procedure, based on whether the number of points in the subset is odd or even.

(5) Method for applying the single observation trigger (L) to determine when the baseline level has been exceeded

If two successive monthly monitoring observations both exceed L, immediately begin weekly monitoring for four weeks (four weekly samples).

(a) If three or fewer of the weekly observations exceed L, resume monthly monitoring

(b) If all four weekly observations exceed L, the baseline pollution loading has been exceeded.

B. Method 2 for Calculating a Single Observation Trigger (L)

(1) Follow Method 1 above to obtain M_1 (the third quartile, that is, the 75th percentile).

(2) Calculate M_{-1} as the median of the baseline data which are less than or equal to the sample median M .

(3) Calculate interquartile range, $R = (M_1 - M_{-1})$.

(4) Calculate the single observation trigger L as

$$L = M_1 + 3 * R$$

(5) If two successive monthly monitoring observations both exceed L, immediately begin weekly monitoring for four weeks (four weekly samples).

(a) If three or fewer of the weekly observations exceed L, resume monthly monitoring

(b) If all four weekly observations exceed L, the baseline pollution loading has been exceeded.

III. PROCEDURE FOR CALCULATING AND APPLYING AN ANNUAL TRIGGER

A. Method 1 for Calculating and Applying an Annual Trigger (T)

(1) Calculate M and M_1 of the baseline loading data as described above under Method 1 for the single observation trigger.

(2) Calculate M_{-1} as the median of the baseline data which are less than or equal to the sample median M .

(3) Calculate the interquartile range, $R = (M_1 - M_{-1})$.

(4) The annual trigger for baseline (T_b) is calculated as:

$$T_b = M + \frac{(1.815 * R)}{\sqrt{n}}$$

where n is the number of baseline loading observations.

(5) To compare baseline loading data to observations from the annual monitoring period, repeat steps 1-3 for the set of monitoring observations. Label the results of the calculations M' and R' . Let m be the number of monitoring observations.

(6) The subtle trigger (T_m) of the monitoring data is calculated as:

$$T_m = M' - \frac{(1.815 * R')}{\sqrt{m}}$$

(7) If $T_m > T_b$, the median loading of the monitoring observations has exceeded the baseline loading.

B. Method 2 for Calculating and Applying an Annual Trigger (T)

Method 2 applies the Wilcoxon-Mann-Whitney test to determine whether the median loading of the monitoring observations has exceeded the baseline median. No baseline value T is calculated.

(1) Steps for Conducting the Wilcoxon-Mann-Whitney Test

(a) Let n be the number of baseline loading observations taken, and let m be the number of monitoring loading observations taken. In order to sufficiently characterize pollutant loadings during baseline determination and during each annual monitoring period, it is required that at least one sample result be obtained per month for a period of 12 months.

(b) Order the combined baseline and monitoring observations from smallest to largest.

(c) Assign a rank to each observation based on the assigned order: the smallest observation will have rank 1, the next smallest will have rank 2, and so forth, up to the highest observation, which will have rank $n + m$.

(1) If two or more observations are tied (have the same value), then the average rank for those observations should be used. For example, suppose the following four values are being ranked:

3, 4, 6, 4

Since 3 is the lowest of the four numbers, it would be assigned a rank of 1. The highest of the four numbers is 6, and would be assigned a rank of 4. The other two numbers are both 4. Rather than assign one a rank of 2 and the other a rank of 3, the average of 2 and 3 (i.e., 2.5) is given to both numbers.

(d) Sum all the assigned ranks of the n baseline observations, and let this sum be S_n .

(e) Obtain the critical value (C) from Table 1. When 12 monthly data are available for both baseline and monitoring (i.e., $n = 12$ and $m = 12$), the critical value C is 99.

(f) Compare C to S_n . If S_n is less than C , then the monitoring loadings have exceeded the baseline loadings.

(2) Example Calculations for the Wilcoxon-Mann-Whitney Test

BASELINE DATA											
8.0	9.0	9.0	10.0	12.0	15.0	17.0	18.0	21.0	23.0	28.0	30.0
MONITORING DATA											
9.0	10.0	11.0	12.0	13.0	14.0	16.0	18.0	20.0	24.0	29.0	31.0
BASELINE RANKS											
1.0	3.0	3.0	5.5	8.5	12.0	14.0	15.5	18.0	19.0	21.0	23.0
MONITORING RANKS											
3.0	5.5	7.0	8.5	10.0	11.0	13.0	15.5	17.0	20.0	22.0	24.0

Sum of Ranks for Baseline is $S_n = 143.5$, critical value is $C_{n, m} = 99$.

(3) Critical Values for the Wilcoxon-Mann-Whitney Test

(a) When n and m are less than 21, use Table 1.

In order to find the appropriate critical value, match column with correct n (number of baseline observations) to row with correct m (number of monitoring observations).*

TABLE 1—CRITICAL VALUES (C) OF THE WILCOXON-MANN-WHITNEY TEST
(for a one-sided test at the 0.001 significance level)

n m	10	11	12	13	14	15	16	17	18	19	20
10	66	79	93	109	125	142	160	179	199	220	243
11	68	82	96	112	128	145	164	183	204	225	248
12	70	84	99	115	131	149	168	188	209	231	253
13	73	87	102	118	135	153	172	192	214	236	259
14	75	89	104	121	138	157	176	197	218	241	265
15	77	91	107	124	142	161	180	201	223	246	270
16	79	94	110	127	145	164	185	206	228	251	276
17	81	96	113	130	149	168	189	211	233	257	281
18	83	99	116	134	152	172	193	215	238	262	287
19	85	101	119	137	156	176	197	220	243	268	293
20	88	104	121	140	160	180	202	224	248	273	299

(b) When n or m is greater than 20 and there are few ties, calculate an approximate critical value using the following formula

and round the result to the next larger integer. Let $N = n + m$.

$$\text{CriticalValue} = 0.5 * n * (N + 1) - 3.0902 * \sqrt{n * m * (N + 1) / 12}$$

For example, this calculation provides a result of 295.76 for $n = m = 20$, and a result of 96.476 for $n = m = 12$. Rounding up produces approximate critical values of 296 and 97.

(c) When n or m is greater than 20 and there are many ties, calculate an approximate critical value using the following formula and round the result to the next larger

integer. Let S be the sum of the squares of the ranks or average ranks of all N observations. Let $N = n + m$.

$$\text{CriticalValue} = 0.5 * n * (N + 1) - 3.0902 * \sqrt{V}$$

In the preceding formula, calculate V using

$$V = \frac{n * m * S}{N * (N - 1)} - \frac{n * m * (N + 1)^2}{4 * (N - 1)}$$

[67 FR 3408, Jan. 23, 2002]

PART 435—OIL AND GAS EXTRACTION POINT SOURCE CATEGORY

Subpart A—Offshore Subcategory

Sec.

435.10 Applicability; description of the offshore subcategory.

435.11 Specialized definitions.

435.12 Effluent limitations guidelines representing the degree of effluent reduction attainable by the application of the best practicable control technology currently available (BPT).

435.13 Effluent limitations guidelines representing the degree of effluent reduction attainable by the application of the best available technology economically achievable (BAT).

435.14 Effluent limitations guidelines representing the degree of effluent reduction attainable by the application of the best conventional pollutant control technology (BCT).

435.15 Standards of performance for new sources (NSPS).

APPENDIX 1 TO SUBPART A OF PART 435—STATIC SHEEN TEST (EPA METHOD 1617)

APPENDIX 2 TO SUBPART A OF PART 435—DRILLING FLUIDS TOXICITY TEST (EPA METHOD 1619)

APPENDIX 3 TO SUBPART A OF PART 435—PROCEDURE FOR MIXING BASE FLUIDS WITH SEDIMENTS (EPA METHOD 1646)

APPENDIX 4 TO SUBPART A OF PART 435—PROTOCOL FOR THE DETERMINATION OF DEGRADATION OF NON-AQUEOUS BASE FLUIDS IN A MARINE CLOSED BOTTLE BIODEGRADATION TEST SYSTEM: MODIFIED ISO 11734:1995 (EPA METHOD 1647)

APPENDIX 5 TO SUBPART A OF PART 435—DETERMINATION OF CRUDE OIL CONTAMINATION IN NON-AQUEOUS DRILLING FLUIDS BY GAS CHROMATOGRAPHY/MASS SPECTROMETRY (GC/MS) (EPA METHOD 1655)

APPENDIX 6 TO SUBPART A OF PART 435—REVERSE PHASE EXTRACTION (RPE) METHOD FOR DETECTION OF OIL CONTAMINATION IN NON-AQUEOUS DRILLING FLUIDS (NAF) (GC/MS) (EPA METHOD 1670)

APPENDIX 7 TO SUBPART A OF PART 435—DETERMINATION OF THE AMOUNT OF NON-AQUEOUS DRILLING FLUID (NAF) BASE FLUID FROM DRILL CUTTINGS BY A RETORT CHAMBER (DERIVED FROM API RECOMMENDED PRACTICE 13B-2) (EPA METHOD 1674)

APPENDIX 8 TO SUBPART A OF PART 435—REFERENCE $C_{16-C_{18}}$ INTERNAL OLEFIN DRILLING FLUID FORMULATION

Subpart B [Reserved]

Subpart C—Onshore Subcategory

435.30 Applicability; description of the onshore subcategory.

435.31 Specialized definitions.

435.32 Effluent limitations guidelines representing the degree of effluent reduction attainable by the application of the best practicable control technology currently available.

435.33 Pretreatment standards for existing sources (PSES).

435.34 Pretreatment standards for new sources (PSNS).

Subpart D—Coastal Subcategory

435.40 Applicability; description of the coastal subcategory.

435.41 Specialized definitions.

435.42 Effluent limitations guidelines representing the degree of effluent reduction attainable by the application of the best practicable control technology currently available (BPT).

435.43 Effluent limitations guidelines representing the degree of effluent reduction attainable by the application of the best available technology economically achievable (BAT).

435.44 Effluent limitations guidelines representing the degree of effluent reduction attainable by the application of the best conventional pollutant control technology (BCT).

435.45 Standards of performance for new sources (NSPS).

435.46 Pretreatment standards of performance for existing sources (PSES).

§ 435.10

40 CFR Ch. I (7–1–21 Edition)

435.47 Pretreatment standards of performance for new sources (PSNS).

APPENDIX 1 TO SUBPART D OF PART 435—PROCEDURE FOR DETERMINING WHEN COASTAL COOK INLET OPERATORS QUALIFY FOR AN EXEMPTION FROM THE ZERO DISCHARGE REQUIREMENT FOR EMO-CUTTINGS AND SBF-CUTTINGS IN COASTAL COOK INLET, ALASKA

Subpart E—Agricultural and Wildlife Water Use Subcategory

435.50 Applicability; description of the beneficial use subcategory.

435.51 Specialized definitions.

435.52 Effluent limitations guidelines representing the degree of effluent reduction attainable by the application of the best practicable control technology currently available.

Subpart F—Stripper Subcategory

435.60 Applicability; description of the stripper subcategory.

435.61 Specialized definitions.

Subpart G—General Provisions

435.70 Applicability.

Subpart H—Coalbed Methane Subcategory [Reserved]

AUTHORITY: 33 U.S.C. 1251, 1311, 1314, 1316, 1317, 1318, 1342 and 1361.

SOURCE: 44 FR 22075, Apr. 13, 1979, unless otherwise noted.

Subpart A—Offshore Subcategory

SOURCE: 58 FR 12504, Mar. 4, 1993, unless otherwise noted.

§ 435.10 Applicability; description of the offshore subcategory.

The provisions of this subpart are applicable to those facilities engaged in field exploration, drilling, well production, and well treatment in the oil and gas industry which are located in waters that are seaward of the inner boundary of the territorial seas (“off-shore”) as defined in section 502(g) of the Clean Water Act.

[61 FR 66123, Dec. 16, 1996]

§ 435.11 Specialized definitions.

For the purpose of this subpart:

(a) Except as provided below, the general definitions, abbreviations and

methods of analysis set forth in 40 CFR part 401 shall apply to this subpart.

(b) *Average of daily values for 30 consecutive days* means the average of the daily values obtained during any 30 consecutive day period.

(c) *Base fluid* means the continuous phase or suspending medium of a drilling fluid formulation.

(d) *Base fluid retained on cuttings* as applied to BAT effluent limitations and NSPS refers to the “Determination of the Amount of Non-Aqueous Drilling Fluid (NAF) Base Fluid from Drill Cuttings by a Retort Chamber (Derived from API Recommended Practice 13B–2)”, EPA Method 1674, which is published as an appendix to subpart A of this part and in “Analytic Methods for the Oil and Gas Extraction Point Source Category,” EPA–821–R–11–004. See paragraph (uu) of this section.

(e) *Biodegradation rate* as applied to BAT effluent limitations and NSPS for drilling fluids and drill cuttings refers to the “Protocol for the Determination of Degradation of Non Aqueous Base Fluids in a Marine Closed Bottle Biodegradation Test System: Modified ISO 11734:1995,” EPA Method 1647, supplemented with “Procedure for Mixing Base Fluids With Sediments,” EPA Method 1646. Both EPA Method 1646 and 1647 are published as appendices to subpart A of this part and in “Analytic Methods for the Oil and Gas Extraction Point Source Category,” EPA–821–R–11–004. See paragraph (uu) of this section.

(f) *Daily values* as applied to produced water effluent limitations and NSPS means the daily measurements used to assess compliance with the maximum for any one day.

(g) *Deck drainage* means any waste resulting from deck washings, spillage, rainwater, and runoff from gutters and drains including drip pans and work areas within facilities subject to this subpart.

(h) *Development facility* means any fixed or mobile structure subject to this subpart that is engaged in the drilling of productive wells.

(i) *Diesel oil* refers to the grade of distillate fuel oil, as specified in the American Society for Testing and Materials Standard Specification for Diesel Fuel Oils D975–91, that is typically

used as the continuous phase in conventional oil-based drilling fluids. This incorporation by reference was approved by the Director of the Federal Register in accordance with 5 U.S.C. 552(a) and 1 CFR part 51. Copies may be obtained from the American Society for Testing and Materials, 100 Barr Harbor Drive, West Conshohocken, PA, 19428. Copies may be inspected at the National Archives and Records Administration (NARA). For information on the availability of this material at NARA, call 202-741-6030, or go to: http://www.archives.gov/federal_register/code_of_federal_regulations/ibr_locations.html. A copy may also be inspected at EPA's Water Docket, 1200 Pennsylvania Ave., NW., Washington, DC 20460.

(j) *Domestic waste* means materials discharged from sinks, showers, laundries, safety showers, eye-wash stations, hand-wash stations, fish cleaning stations, and galleys located within facilities subject to this subpart.

(k) *Drill cuttings* means the particles generated by drilling into subsurface geologic formations and carried out from the wellbore with the drilling fluid. Examples of drill cuttings include small pieces of rock varying in size and texture from fine silt to gravel. Drill cuttings are generally generated from solids control equipment and settle out and accumulate in quiescent areas in the solids control equipment or other equipment processing drilling fluid (*i.e.*, accumulated solids).

(l) *Wet drill cuttings* means the unaltered drill cuttings and adhering drilling fluid and formation oil carried out from the wellbore with the drilling fluid.

(2) *Dry drill cuttings* means the residue remaining in the retort vessel after completing the retort procedure specified in EPA Method 1674, which is published as an appendix to subpart A of this part and in "Analytic Methods for the Oil and Gas Extraction Point Source Category," EPA-821-R-11-004. See paragraph (uu) of this section.

(1) *Drilling fluid* means the circulating fluid (mud) used in the rotary drilling of wells to clean and condition the hole and to counterbalance formation pressure. Classes of drilling fluids are:

(1) *Water-based drilling fluid* means the continuous phase and suspending medium for solids is a water-miscible fluid, regardless of the presence of oil.

(2) *Non-aqueous drilling fluid* means the continuous phase and suspending medium for solids is a water-immiscible fluid, such as oleaginous materials (*e.g.*, mineral oil, enhanced mineral oil, paraffinic oil, C₁₆-C₁₈ internal olefins, and C₈-C₁₆ fatty acid/2-ethylhexyl esters).

(i) *Oil-based* means the continuous phase of the drilling fluid consists of diesel oil, mineral oil, or some other oil, but contains no synthetic material or enhanced mineral oil.

(ii) *Enhanced mineral oil-based* means the continuous phase of the drilling fluid is enhanced mineral oil.

(iii) *Synthetic-based* means the continuous phase of the drilling fluid is a synthetic material or a combination of synthetic materials.

(m) *Enhanced mineral oil* as applied to enhanced mineral oil-based drilling fluid means a petroleum distillate which has been highly purified and is distinguished from diesel oil and conventional mineral oil in having a lower polycyclic aromatic hydrocarbon (PAH) content. Typically, conventional mineral oils have a PAH content on the order of 0.35 weight percent expressed as phenanthrene, whereas enhanced mineral oils typically have a PAH content of 0.001 or lower weight percent PAH expressed as phenanthrene.

(n) *Exploratory facility* means any fixed or mobile structure subject to this subpart that is engaged in the drilling of wells to determine the nature of potential hydrocarbon reservoirs.

(o) *Formation oil* means the oil from a producing formation which is detected in the drilling fluid, as determined by the GC/MS compliance assurance method, EPA Method 1655, when the drilling fluid is analyzed before being shipped offshore, and as determined by the RPE method, EPA Method 1670, when the drilling fluid is analyzed at the offshore point of discharge. The GC/MS compliance assurance method and the RPE method approved for use with this part are published as appendices to subpart A of this part and in "Analytic Methods for the Oil and Gas Extraction

Point Source Category,” EPA-821-R-11-004. See paragraph (uu) of this section. Detection of formation oil by the RPE method may be confirmed by the GC/MS compliance assurance method, and the results of the GC/MS compliance assurance method shall apply instead of those of the RPE method.

(p) *M91M* means those offshore facilities continuously manned by nine (9) or fewer persons or only intermittently manned by any number of persons.

(q) *M10* means those offshore facilities continuously manned by ten (10) or more persons.

(r) *Maximum* as applied to BAT effluent limitations and NSPS for drilling fluids and drill cuttings means the maximum concentration allowed as measured in any single sample of the barite for determination of cadmium and mercury content.

(s) *Maximum for any one day* as applied to BPT, BCT and BAT effluent limitations and NSPS for oil and grease in produced water means the maximum concentration allowed as measured by the average of four grab samples collected over a 24-hour period that are analyzed separately. Alternatively, for BAT and NSPS the maximum concentration allowed may be determined on the basis of physical composition of the four grab samples prior to a single analysis.

(t) *Maximum weighted mass ratio averaged over all NAF well sections* for BAT effluent limitations and NSPS for base fluid retained on cuttings means the weighted average base fluid retention for all NAF well sections as determined by EPA Method 1674, which is published as an appendix to subpart A of this part and in “Analytic Methods for the Oil and Gas Extraction Point Source Category,” EPA-821-R-11-004. See paragraph (uu) of this section.

(u) *Method 1654A* refers to EPA Method 1654, Revision A, entitled “PAH Content of Oil by HPLC/UV,” December 1992, which is published as an appendix to subpart A of this part and in “Analytic Methods for the Oil and Gas Extraction Point Source Category,” EPA-821-R-11-004. See paragraph (uu) of this section.

(v) *Minimum* as applied to BAT effluent limitations and NSPS for drilling fluids and drill cuttings means the

minimum 96-hour LC₅ value allowed as measured in any single sample of the discharged waste stream. *Minimum* as applied to BPT and BCT effluent limitations and NSPS for sanitary wastes means the minimum concentration value allowed as measured in any single sample of the discharged waste stream.

(w)(1) *New source* means any facility or activity of this subcategory that meets the definition of “new source” under 40 CFR 122.2 and meets the criteria for determination of new sources under 40 CFR 122.29(b) applied consistently with all of the following definitions:

(i) *Water area* as used in “site” in 40 CFR 122.29 and 122.2 means the water area and water body floor beneath any exploratory, development, or production facility where such facility is conducting its exploratory, development or production activities.

(ii) *Significant site preparation work* as used in 40 CFR 122.29 means the process of surveying, clearing or preparing an area of the water body floor for the purpose of constructing or placing a development or production facility on or over the site.

(2) “New Source” does not include facilities covered by an existing NPDES permit immediately prior to the effective date of these guidelines pending EPA issuance of a new source NPDES permit.

(x) *No discharge of free oil* means that waste streams may not be discharged that contain free oil as evidenced by the monitoring method specified for that particular stream, e.g., deck drainage or miscellaneous discharges cannot be discharged when they would cause a film or sheen upon or discoloration of the surface of the receiving water; drilling fluids or cuttings may not be discharged when they fail EPA Method 1617 (Static Sheen Test), which is published as an appendix to subpart A of this part and in “Analytic Methods for the Oil and Gas Extraction Point Source Category,” EPA-821-R-11-004. See paragraph (uu) of this section.

(y) Parameters that are regulated in this subpart and listed with approved methods of analysis in Table 1B at 40 CFR 136.3 are defined as follows:

- (1) *Cadmium* means total cadmium.
- (2) *Chlorine* means total residual chlorine.
- (3) *Mercury* means total mercury.
- (4) *Oil and Grease* means total recoverable oil and grease.
- (z) *PAH (as phenanthrene)* means polynuclear aromatic hydrocarbons reported as phenanthrene.
- (aa) *Produced sand* means the slurried particles used in hydraulic fracturing, the accumulated formation sands and scales particles generated during production. Produced sand also includes desander discharge from the produced water waste stream, and blowdown of the water phase from the produced water treating system.
- (bb) *Produced water* means the water (brine) brought up from the hydrocarbon-bearing strata during the extraction of oil and gas, and can include formation water, injection water, and any chemicals added downhole or during the oil/water separation process.
- (cc) *Production facility* means any fixed or mobile structure subject to this subpart that is either engaged in well completion or used for active recovery of hydrocarbons from producing formations.
- (dd) *Sanitary waste* means the human body waste discharged from toilets and urinals located within facilities subject to this subpart.
- (ee) *Sediment toxicity* as applied to BAT effluent limitations and NSPS for drilling fluids and drill cuttings refers to EPA Method 1644: "Method for Conducting a Sediment Toxicity Test with *Leptocheirus plumulosus* and Non-Aqueous Drilling Fluids or Synthetic-Based Drilling Muds" and sediment preparation procedures specified in EPA Method 1646. EPA Method 1644 is published in "Analytic Methods for the Oil and Gas Extraction Point Source Category," (see paragraph (uu) of this section) and EPA Method 1646 is published as an appendix to subpart A of this part.
- (ff) *Solids control equipment* means shale shakers, centrifuges, mud cleaners, and other equipment used to separate drill cuttings and/or stock barite solids from drilling fluid recovered from the wellbore.
- (gg) *SPP toxicity* as applied to BAT effluent limitations and NSPS for drill-

ing fluids and drill cuttings refers to the bioassay test procedure, "Suspended Particulate Phase (SPP) Toxicity Test," presented in EPA Method 1619, which is published as an appendix to subpart A of this part and in "Analytic Methods for the Oil and Gas Extraction Point Source Category," EPA-821-R-11-004. See paragraph (uu) of this section.

(hh) *Static sheen test* means the standard test procedure that has been developed for this industrial subcategory for the purpose of demonstrating compliance with the requirement of no discharge of free oil. The methodology for performing the static sheen test is presented in EPA Method 1617, which is published as an appendix to subpart A of this part and in "Analytic Methods for the Oil and Gas Extraction Point Source Category," EPA-821-R-11-004. See paragraph (uu) of this section.

(ii) *Stock barite* means the barite that was used to formulate a drilling fluid.

(jj) *Stock base fluid* means the base fluid that was used to formulate a drilling fluid.

(kk) *Synthetic material* as applied to synthetic-based drilling fluid means material produced by the reaction of specific purified chemical feedstock, as opposed to the traditional base fluids such as diesel and mineral oil which are derived from crude oil solely through physical separation processes. Physical separation processes include fractionation and distillation and/or minor chemical reactions such as cracking and hydro processing. Since they are synthesized by the reaction of purified compounds, synthetic materials suitable for use in drilling fluids are typically free of polycyclic aromatic hydrocarbons (PAH's) but are sometimes found to contain levels of PAH up to 0.001 weight percent PAH expressed as phenanthrene. Internal olefins and vegetable esters are two examples of synthetic materials suitable for use by the oil and gas extraction industry in formulating drilling fluids. Internal olefins are synthesized from the isomerization of purified straight-chain (linear) hydrocarbons such as C₁₆-C₁₈ linear alpha olefins. C₁₆-C₁₈ linear alpha olefins are unsaturated hydrocarbons with the carbon to carbon double bond in the terminal position.

Internal olefins are typically formed from heating linear alpha olefins with a catalyst. The feed material for synthetic linear alpha olefins is typically purified ethylene. Vegetable esters are synthesized from the acid-catalyzed esterification of vegetable fatty acids with various alcohols. EPA listed these two branches of synthetic fluid base materials to provide examples, and EPA does not mean to exclude other synthetic materials that are either in current use or may be used in the future. A synthetic-based drilling fluid may include a combination of synthetic materials.

(ll) *Well completion fluids* means salt solutions, weighted brines, polymers, and various additives used to prevent damage to the well bore during operations which prepare the drilled well for hydrocarbon production.

(mm) *Well treatment fluids* means any fluid used to restore or improve productivity by chemically or physically altering hydrocarbon-bearing strata after a well has been drilled.

(nn) *Workover fluids* means salt solutions, weighted brines, polymers, or other specialty additives used in a producing well to allow for maintenance, repair or abandonment procedures.

(oo) *4-day LC₅*, as applied to the sediment toxicity BAT effluent limitations and NSPS means the concentration (milligrams/kilogram dry sediment) of the drilling fluid in sediment that is lethal to 50 percent of the *Leptocheirus plumulosus* test organisms exposed to that concentration of the drilling fluids after four days of constant exposure.

(pp) *10-day LC₅*, as applied to the sediment toxicity BAT effluent limitations and NSPS means the concentration (milligrams/kilogram dry sediment) of the base fluid in sediment that is lethal to 50 percent of the *Leptocheirus plumulosus* test organisms exposed to that concentration of the base fluids after ten days of constant exposure.

(qq) *96-hour LC₅*, means the concentration (parts per million) or percent of the suspended particulate phase (SPP) from a sample that is lethal to 50 percent of the test organisms exposed to that concentration of the SPP after 96 hours of constant exposure.

(rr) *C₁₆–C₁₈ internal olefin* means a 65/35 blend, proportioned by mass, of hexadecene and octadecene, respectively. Hexadecene is an unsaturated hydrocarbon with a carbon chain length of 16, an internal double carbon bond, and is represented by the Chemical Abstracts Service (CAS) No. 26952–14–7. Octadecene is an unsaturated hydrocarbon with a carbon chain length of 18, an internal double carbon bond, and is represented by the Chemical Abstracts Service (CAS) No. 27070–58–2. (Properties available from the Chemical Abstracts Service, 2540 Olentangy River Road, PO Box 3012, Columbus, OH, 43210).

(ss) *C₁₆–C₁₈ internal olefin drilling fluid* means a C₁₆–C₁₈ internal olefin drilling fluid formulated as specified in appendix 1 of subpart A of this part.

(tt) *C₁₂–C₁₄ ester* and *C₈ ester* means the fatty acid/2-ethylhexyl esters with carbon chain lengths ranging from 8 to 16 and represented by the Chemical Abstracts Service (CAS) No. 135800–37–2. (Properties available from the Chemical Abstracts Service, 2540 Olentangy River Road, PO Box 3012, Columbus, OH, 43210)

(uu) *Analytic Methods for the Oil and Gas Extraction Point Source Category* is the EPA document, “Analytic Methods for the Oil and Gas Point Source Category,” December 2011, EPA–821–R–11–004, that compiles analytic methods for this category. This incorporation by reference was approved by the Director of the Federal Register in accordance with 5 U.S.C. 552(a) and 1 CFR part 51. Copies may be inspected at the National Archives and Records Administration (NARA). For information on the availability of this material at NARA, call 202–741–6030, or go to: http://www.archives.gov/federal_register/code_of_federal_regulations/ibr_locations.html. A copy may also be inspected at EPA’s Water Docket, 1200 Pennsylvania Ave. NW., Washington, DC 20460. This method may be obtained at <http://water.epa.gov/scitech/methods/cwa/index.cfm>.

[61 FR 66124, Dec. 16, 1996, as amended at 66 FR 6895, Jan. 22, 2001; 69 FR 18803, Apr. 9, 2004; 77 FR 29834, May 18, 2012]

Environmental Protection Agency

§ 435.13

§ 435.12 Effluent limitations guidelines representing the degree of effluent reduction attainable by the application of the best practicable control technology currently available (BPT).

Except as provided in 40 CFR 125.30–32, any existing point source subject to this subpart must achieve the following effluent limitations representing the degree of effluent reduction attainable by the application of the best practicable control technology currently available:

BPT EFFLUENT LIMITATIONS—OIL AND GREASE [In milligrams per liter]

Pollutant parameter waste source	Maximum for any 1 day	Average of values for 30 consecutive days shall not exceed	Residual chlorine minimum for any 1 day
Produced water	72	48	NA
Deck drainage	(¹)	(¹)	NA
Water-based:			
Drilling fluids	(¹)	(¹)	NA
Drill Cuttings	(¹)	(¹)	NA
Non-aqueous:			
Drilling fluids	No discharge	No discharge	NA
Drill Cuttings	(¹)	(¹)	NA
Well treatment fluids	(¹)	(¹)	NA
Sanitary:			
M10	NA	NA	≥ 1
M9IM ³	NA	NA	NA
Domestic	NA	NA	NA

¹ No discharge of free oil. See § 435.11(x).

² Minimum of 1 mg/l and maintained as close to this concentration as possible.

³ There shall be no floating solids as a result of the discharge of these wastes.

[58 FR 12504, Apr. 13, 1979, as amended at 66 FR 6897, Jan. 22, 2001; 77 FR 29836, May 18, 2012]

§ 435.13 Effluent limitations guidelines representing the degree of effluent reduction attainable by the application of the best available technology economically achievable (BAT).

Except as provided in 40 CFR 125.30–32, any existing point source subject to this subpart must achieve the following effluent limitations representing the degree of effluent reduction attainable by the application of

the best available technology economically achievable (BAT):

BAT EFFLUENT LIMITATIONS

Waste source	Pollutant parameter	BAT effluent limitation
Produced water	Oil & grease	The maximum for any one day shall not exceed 42 mg/l; the average of daily values for 30 consecutive days shall not exceed 29 mg/l.
Drilling fluids and drill cuttings:		
(A) For facilities located within 3 miles from shore.	No discharge. ¹
(B) For facilities located beyond 3 miles from shore:		
Water-based drilling fluids and associated drill cuttings.	SPP Toxicity	Minimum 96-hour LC ₅₀ of the SPP Toxicity Test ² shall be 3% by volume.
	Free oil	No discharge. ³
	Diesel oil	No discharge.
	Mercury	1 mg/kg dry weight maximum in the stock barite.
	Cadmium	3 mg/kg dry weight maximum in the stock barite.
Non-aqueous drilling fluids (NAFs).	No discharge.
Drill cuttings associated with non-aqueous drilling fluids:		
Stock Limitations (C ₁₆ –C ₁₈ internal olefin).	Mercury	1 mg/kg dry weight maximum in the stock barite.
	Cadmium	3 mg/kg dry weight maximum in the stock barite.
	Polynuclear Aromatic Hydrocarbons (PAH).	PAH mass ratio ⁵ shall not exceed 1 × 10 ^{–5} .
	Sediment toxicity.	Base fluid sediment toxicity ratio ⁶ shall not exceed 1.0.
	Biodegradation rate.	Biodegradation rate ratio ⁷ shall not exceed 1.0.
Discharge Limitations.	Diesel oil	No discharge.
	SPP Toxicity	Minimum 96-hour LC ₅₀ of the SPP Toxicity Test ² shall be 3% by volume.
	Sediment toxicity.	Drilling fluid sediment toxicity ratio ⁸ shall not exceed 1.0.
	Formation Oil	No discharge. ⁹

BAT EFFLUENT LIMITATIONS—Continued

Waste source	Pollutant parameter	BAT effluent limitation
	Base fluid retained on cuttings.	For NAFs that meet the stock limitations (C ₁₆ –C ₁₈ internal olefin) in this table, the maximum weighted mass ratio averaged over all NAF well sections shall be 6.9 g-NAF base fluid/100 g-wet drill cuttings. ¹⁰ For NAFs that meet the C ₁₂ –C ₁₄ ester or C ₈ ester stock limitations in footnote 11 of this table, the maximum weighted mass ratio averaged over all NAF well sections shall be 9.4 g-NAF base fluid/100 g-wet drill cuttings.
Well treatment, completion, and workover fluids.	Oil and grease.	The maximum for any one day shall not exceed 42 mg/l; the average of daily values for 30 consecutive days shall not exceed 29 mg/l.
Deck drainage	Free oil	No discharge. ⁴
Produced sand	No discharge.
Domestic Waste	Foam	No discharge.

¹ All Alaskan facilities are subject to the drilling fluids and drill cuttings discharge limitations for facilities located beyond 3 miles offshore.

² As determined by the suspended particulate phase (SPP) toxicity test. See § 435.11(gg).

³ As determined by the static sheen test. See § 435.11(hh).

⁴ As determined by the presence of a film or sheen upon or a discoloration of the surface of the receiving water (visual sheen).

⁵ PAH mass ratio = Mass (g) of PAH (as phenanthrene)/Mass (g) of stock base fluid as determined by EPA Method 1654, Revision A, [specified at § 435.11(u)] entitled "PAH Content of Oil by HPLC/UV," December 1992, which is published as an appendix to subpart A of this part and in "Analytic Methods for the Oil and Gas Extraction Point Source Category," EPA-821-R-11-004. See § 435.11(uu).

⁶ Base fluid sediment toxicity ratio = 10-day LC₅₀ of C₁₆–C₁₈ internal olefin/10-day LC₅₀ of stock base fluid as determined by EPA Method 1644: "Method for Conducting a Sediment Toxicity Test with *Leptocheirus plumulosus* and Non-Aqueous Drilling Fluids or Synthetic-Based Drilling Muds" after preparing the sediment according to the procedure specified in EPA Method 1646, which are published as appendices to subpart A of this part and in "Analytic Methods for the Oil and Gas Extraction Point Source Category," EPA-821-R-11-004. See § 435.11(ee) and (uu).

⁷ Biodegradation rate ratio = Cumulative headspace gas production (ml) of C₁₆–C₁₈ internal olefin/Cumulative headspace gas production (ml) of stock base fluid, both at 275 days as determined by EPA Method 1647, which is published as an appendix to subpart A of this part and in "Analytic Methods for the Oil and Gas Extraction Point Source Category," EPA-821-R-11-004. See § 435.11(e) and (uu).

⁸ Drilling fluid sediment toxicity ratio = 4-day LC₅₀ of C₁₆–C₁₈ internal olefin drilling fluid/4-day LC₅₀ of drilling fluid removed from drill cuttings at the solids control equipment as determined by EPA Method 1644: "Method for Conducting a Sediment Toxicity Test with *Leptocheirus plumulosus* and Non-Aqueous Drilling Fluids or Synthetic-Based Drilling Muds" after sediment preparation procedures specified in EPA Method 1646, which are published as appendices to subpart A of this part and in "Analytic Methods for the Oil and Gas Extraction Point Source Category," EPA-821-R-11-004. See § 435.11(ee) and (uu).

⁹ As determined before drilling fluids are shipped offshore by the GC/MS compliance assurance method (EPA Method 1655), and as determined prior to discharge by the RPE method (EPA Method 1670) applied to drilling fluid removed from drill cuttings. If the operator wishes to confirm the results of the RPE method (EPA Method 1670), the operator may use the GC/MS compliance assurance method (EPA Method 1655). Results from the GC/MS compliance assurance method (EPA Method 1655) shall supersede the results of the RPE method (EPA Method 1670). EPA Method 1655 and 1670 are published as appendices to subpart A of this part and in "Analytic Methods for the Oil and Gas Extraction Point Source Category," EPA-821-R-11-004. See § 435.11(uu).

¹⁰ Maximum permissible retention of non-aqueous drilling fluid (NAF) base fluid on wet drill cuttings averaged over drilling intervals using NAFs as determined by EPA Method 1674, which is published as an appendix to subpart A of this part and in "Analytic Methods for the Oil and Gas Extraction Point Source Category," EPA-821-R-11-004. See § 435.11(uu). This limitation is applicable for NAF base fluids that meet the base fluid sediment toxicity ratio (Footnote 6), biodegradation rate ratio (Footnote 7), PAH, mercury, and cadmium stock limitations (C₁₆–C₁₈ internal olefin) defined above in this table.

¹¹ Maximum permissible retention of non-aqueous drilling fluid (NAF) base fluid on wet drill cuttings average over drilling intervals using NAFs as determined by EPA Method 1674, which is published as an appendix to subpart A of this part and in "Analytic Methods for the Oil and Gas Extraction Point Source Category," EPA-821-R-11-004. See § 435.11(uu). This limitation is applicable for NAF base fluids that meet the ester base fluid sediment toxicity ratio and ester biodegradation rate ratio stock limitations defined as:

(a) ester base fluid sediment toxicity ratio = 10-day LC₅₀ of C₁₂–C₁₄ ester or C₈ ester/10-day LC₅₀ of stock base fluid as determined by EPA Method 1644: "Method for Conducting a Sediment Toxicity Test with *Leptocheirus plumulosus* and Non-Aqueous Drilling Fluids or Synthetic-Based Drilling Muds" after sediment preparation procedures specified in EPA Method 1646, which are published as appendices to subpart A of this part and in "Analytic Methods for the Oil and Gas Extraction Point Source Category," EPA-821-R-11-004. See § 435.11(e) and (uu); and

(c) PAH mass ratio (Footnote 5), mercury, and cadmium stock limitations (C₁₆–C₁₈ internal olefin) defined above in this table.

[58 FR 12504, Apr. 13, 1979, as amended at 66 FR 6898, Jan. 22, 2001; 69 FR 18803, Apr. 9, 2004; 77 FR 29836, May 18, 2012]

§ 435.14 Effluent limitations guidelines representing the degree of effluent reduction attainable by the application of the best conventional pollutant control technology (BCT).

Except as provided in 40 CFR 125.30–32, any existing point source subject to this subpart must achieve the following effluent limitations representing the degree of effluent reduction attainable by the application of the best conventional pollutant control technology (BCT):

Environmental Protection Agency

§ 435.15

BCT EFFLUENT LIMITATIONS

Waste source	Pollutant parameter	BCT effluent limitation
Produced water	Oil & grease	The maximum for any one day shall not exceed 72 mg/l; the average of values for 30 consecutive days shall not exceed 48 mg/l.
Drilling fluids and drill cuttings:		
(A) For facilities located within 3 miles from shore.	No discharge. ¹
(B) For facilities located beyond 3 miles from shore:		
Water-based drilling fluids and associated drill cuttings.	Free Oil	No discharge. ²
Non-aqueous drilling fluids.	No discharge.
Drill cuttings associated with non-aqueous drilling fluids.	Free Oil	No discharge. ²
Well treatment, completion and workover fluids.	Free oil	No discharge. ²
Deck drainage	Free oil	No discharge. ³
Produced sand	No discharge.
Sanitary M10	Residual chlorine.	Minimum of 1 mg/l and maintained as close to this concentration as possible.
Sanitary M91M	Floating solids.	No discharge.
Domestic Waste	Floating solids.	No discharge.
	All other domestic waste.	See 33 CFR part 151.

¹ All Alaskan facilities are subject to the drilling fluids and drill cuttings discharge limitations for facilities located more than 3 miles offshore.

² As determined by the static sheen test. See § 435.11(hh).

³ As determined by the presence of a film or sheen upon or a discoloration of the surface of the receiving water (visual sheen).

[58 FR 12504, Apr. 13, 1979, as amended at 66 FR 6899, Jan. 22, 2001; 77 FR 29836, May 18, 2012]

§ 435.15 Standards of performance for new sources (NSPS).

Any new source subject to this subpart must achieve the following new source performance standards (NSPS):

NEW SOURCE PERFORMANCE STANDARDS

Waste source	Pollutant parameter	NSPS
Produced water	Oil and grease.	The maximum for any one day shall not exceed 42 mg/l; the average of daily values for 30 consecutive days shall not exceed 29 mg/l.
Drilling fluids and drill cuttings:		
(A) For facilities located within 3 miles from shore.	No discharge. ¹
(B) For facilities located beyond 3 miles from shore:		
Water-based drilling fluids and associated drill cuttings.	SPP Toxicity	Minimum 96-hour LC ₅₀ of the SPP Toxicity Test ² shall be 3% by volume.
	Free oil	No discharge. ³
	Diesel oil	No discharge.
	Mercury	1mg/kg dry weight maximum in the stock barite.
	Cadmium	3 mg/kg dry weight maximum in the stock barite.
	No charge.
Non-aqueous drilling fluids.		
Drill cuttings associated with non-aqueous drilling fluids:		
Stock Limitations (C ₁₆ –C ₁₈ internal olefin.	Mercury	1mg/kg dry weight maximum in the stock barite.
	Cadmium	3 mg/kg dry weight maximum in the stock barite.
	Polynuclear Aromatic Hydrocarbons (PAH).	PAH mass ratio ⁵ shall not exceed 1×10^{-5} .
	Sediment toxicity.	Base fluid sediment toxicity ratio ⁶ shall not exceed 1.0.
	Biodegradation rate.	Biodegradation rate ratio ⁷ shall not exceed 1.0.
	Diesel oil	No discharge.
	SPP Toxicity	Minimum 96-hour LC ₅₀ of the SPP Toxicity Test ² shall be 3% by volume.
	Sediment toxicity.	Drilling fluid sediment toxicity ratio ⁸ shall not exceed 1.0.
	Formation Oil	No discharge. ⁹

Discharge Limitations.

§ 435.15

40 CFR Ch. I (7–1–21 Edition)

NEW SOURCE PERFORMANCE STANDARDS—
Continued

Waste source	Pollutant parameter	NSPS
	Base fluid retained on cuttings.	For NAFs that meet the stock limitations (C ₁₆ –C ₁₈ internal olefin) in this table, the maximum weighted mass ratio averaged over all NAF well sections shall be 6.9 g-NAF base fluid/100 g-wet drill cuttings. ¹⁰ For NAFs that meet the C ₁₂ –C ₁₄ ester or C ₈ ester stock limitations in footnote 11 of this table, the maximum weighted mass ratio averaged over all NAF well sections shall be 9.4 g-NAF base fluid/100 g-wet drill cuttings.
Well treatment, completion, and workover fluids.	Oil and grease.	The maximum for any one day shall not exceed 42 mg/l; the average of daily values for 30 consecutive days shall not exceed 29 mg/l.
Deck drainage	Free oil	No discharge. ⁴
Produced sand	No discharge.
Sanitary M10	Residual chlorine.	Minimum of 1 mg/l and maintained as close to this as possible.
Sanitary M9IM	Floating solids.	No discharge.
Domestic Waste	Floating solids.	No discharge.
	Foam	No discharge.
	All other domestic wastes.	See 33 CFR part 151.

¹ All Alaskan facilities are subject to the drilling fluids and drill cuttings discharge standards for facilities located more than three miles offshore.

² As determined by the suspended particulate phase (SPP) toxicity test. See § 435.11(gg).

³ As determined by the static sheen test. See § 435.11(hh).

⁴ As determined by the presence of a film or sheen upon or a discoloration of the surface of the receiving water (visual sheen).

⁵ PAH mass ratio = Mass (g) of PAH (as phenanthrene)/Mass (g) of stock base fluid as determined by EPA Method 1654, Revision A, [specified at § 435.11(u)] entitled “PAH Content of Oil by HPLC/UV,” December 1992, which is published as an appendix to subpart A of this part and in “Analytic Methods for the Oil and Gas Extraction Point Source Category,” EPA–821–R–11–004. See § 435.11(uu).

⁶ Base fluid sediment toxicity ratio = 10-day LC₅₀ of C₁₆–C₁₈ internal olefin/10-day LC₅₀ of stock base fluid as determined by EPA Method 1644: “Method for Conducting a Sediment Toxicity Test with *Leptocheirus plumulosus* and Non-Aqueous Drilling Fluids or Synthetic-Based Drilling Muds” after preparing the sediment according to the procedure specified in EPA Method 1646, which are published as appendices to subpart A of this part and in “Analytic Methods for the Oil and Gas Extraction Point Source Category,” EPA–821–R–11–004. See § 435.11(ee) and (uu).

⁷ Biodegradation rate ratio = Cumulative headspace gas production (ml) of C₁₆–C₁₈ internal olefin/Cumulative headspace gas production (ml) of stock base fluid, both at 275 days as determined by EPA Method 1647, which is published as an appendix to subpart A of this part and in “Analytic Methods for the Oil and Gas Extraction Point Source Category,” EPA–821–R–11–004. See § 435.11(e) and (uu).

⁸ Drilling fluid sediment toxicity ratio = 4-day LC₅₀ of C₁₆–C₁₈ internal olefin drilling fluid/4-day LC₅₀ of drilling fluid removed from drill cuttings at the solids control equipment as determined by EPA Method 1644: “Method for Conducting a Sediment Toxicity Test with *Leptocheirus plumulosus* and Non-Aqueous Drilling Fluids or Synthetic-Based Drilling Muds” after sediment preparation procedures specified in EPA Method 1646, which are published as appendices to subpart A of this part and in “Analytic Methods for the Oil and Gas Extraction Point Source Category,” EPA–821–R–11–004. See § 435.11(ee) and (uu).

⁹ As determined before drilling fluids are shipped offshore by the GC/MS compliance assurance method (EPA Method 1655), and as determined prior to discharge by the RPE method (EPA Method 1670) applied to drilling fluid removed from drill cuttings. If the operator wishes to confirm the results of the RPE method (EPA Method 1670), the operator may use the GC/MS compliance assurance method (EPA Method 1655). Results from the GC/MS compliance assurance method (EPA Method 1655) shall supersede the results of the RPE method (EPA Method 1670). EPA Method 1655 and 1670 are published as appendices to subpart A of this part and in “Analytic Methods for the Oil and Gas Extraction Point Source Category,” EPA–821–R–11–004. See § 435.11(uu).

¹⁰ Maximum permissible retention of non-aqueous drilling fluid (NAF) base fluid on wet drill cuttings averaged over drilling intervals using NAFs as determined by EPA Method 1674, which is published as an appendix to subpart A of this part and in “Analytic Methods for the Oil and Gas Extraction Point Source Category,” EPA–821–R–11–004. See § 435.11(uu). This limitation is applicable for NAF base fluids that meet the base fluid sediment toxicity ratio (Footnote 6), biodegradation rate ratio (Footnote 7), PAH, mercury, and cadmium stock limitations (C₁₆–C₁₈ internal olefin) defined above in this table.

¹¹ Maximum permissible retention of non-aqueous drilling fluid (NAF) base fluid on wet drill cuttings average over drilling intervals using NAFs as determined by EPA Method 1674, which is published as an appendix to subpart A of this part and in “Analytic Methods for the Oil and Gas Extraction Point Source Category,” EPA–821–R–11–004. See § 435.11(uu). This limitation is applicable for NAF base fluids that meet the ester base fluid sediment toxicity ratio and ester biodegradation rate ratio stock limitations defined as:

(a) ester base fluid sediment toxicity ratio = 10-day LC₅₀ of C₁₂–C₁₄ ester or C₈ ester/10-day LC₅₀ of stock base fluid as determined by EPA Method 1644: “Method for Conducting a Sediment Toxicity Test with *Leptocheirus plumulosus* and Non-Aqueous Drilling Fluids or Synthetic-Based Drilling Muds” after sediment preparation procedures specified in EPA Method 1646, which are published as appendices to subpart A of this part and in “Analytic Methods for the Oil and Gas Extraction Point Source Category,” EPA–821–R–11–004. See § 435.11(ee) and (uu);

(b) ester biodegradation rate ratio = Cumulative headspace gas production (ml) of C₁₂–C₁₄ ester or C₈ ester/Cumulative headspace gas production (ml) of stock base fluid, both at 275 days as determined by EPA Method 1647, which is published as an appendix to subpart A of this part and in “Analytic Methods for the Oil and Gas Extraction Point Source Category,” EPA–821–R–11–004. See § 435.11(e) and (uu); and

(c) PAH mass ratio (Footnote 5), mercury, and cadmium stock limitations (C₁₆–C₁₈ internal olefin) defined above in this table.

[58 FR 12504, Apr. 13, 1979, as amended at 66 FR 6900, Jan. 22, 2001; 66 FR 33134, June 20, 2001; 69 FR 18803, Apr. 9, 2004; 77 FR 29836, May 16, 2012]

Environmental Protection Agency

Pt. 435, Subpt. A, App. 1

APPENDIX 1 TO SUBPART A OF PART 435—STATIC SHEEN TEST (EPA METHOD 1617)

1. Scope and Application

This method is to be used as a compliance test for the “no discharge of free oil” requirement for discharges of drilling fluids, drill cuttings, produced sand, and well treatment, completion and workover fluids. “Free oil” refers to any oil contained in a waste stream that when discharged will cause a film or sheen upon or a discoloration of the surface of the receiving water.

2. Summary of Method

15-mL samples of drilling fluids or well treatment, completion, and workover fluids, and 15-g samples (wet weight basis) of drill cuttings or produced sand are introduced into ambient seawater in a container having an air-to-liquid interface area of 1000 cm² (155.5 in²). Samples are dispersed within the container and observations made no more than one hour later to ascertain if these materials cause a sheen, iridescence, gloss, or increased reflectance on the surface of the test seawater. The occurrence of any of these visual observations will constitute a demonstration that the tested material contains “free oil,” and therefore results in a prohibition of its discharge into receiving waters.

3. Interferences

Residual “free oil” adhering to sampling containers, the magnetic stirring bar used to mix the sample, and the stainless steel spatula used to mix the sample will be the principal sources of contamination problems. These problems should only occur if improperly washed and cleaned equipment are used for the test. The use of disposable equipment minimizes the potential for similar contamination from pipettes and the test container.

4. Apparatus, Materials, and Reagents

4.1 Apparatus

4.1.1 Sampling Containers: 1-liter polyethylene beakers and 1-liter glass beakers.

4.1.2 Graduated cylinder: 100-mL graduated cylinder required only for operations where predilution of mud discharges is required.

4.1.3 Plastic disposable weighing boats.

4.1.4 Triple-beam scale.

4.1.5 Disposable pipettes: 25-mL disposable pipettes.

4.1.6 Magnetic stirrer and stirring bar.

4.1.7 Stainless steel spatula.

4.1.8 Test container: Open plastic container whose internal cross-section parallel to its opening has an area of 1000 cm²±50 cm² (155.5 ±7.75 in²), and a depth of

at least 13 cm (5 inches) and no more than 30 cm (11.8 inches).

4.2 Materials and Reagents.

4.2.1 Plastic liners for the test container: Oil-free, heavy-duty plastic trash can liners that do not inhibit the spreading of an oil film. Liners must be of sufficient size to completely cover the interior surface of the test container. Permittees must determine an appropriate local source of liners that do not inhibit the spreading of 0.05 mL of diesel fuel added to the lined test container under the test conditions and protocol described below.

4.2.2 Ambient receiving water.

5. Calibration

None currently specified.

6. Quality Control Procedures

None currently specified.

7. Sample Collection and Handling

7.1 Sampling containers must be thoroughly washed with detergent, rinsed a minimum of three times with fresh water, and allowed to air dry before samples are collected.

7.2 Samples of drilling fluid to be tested shall be taken at the shale shaker after cuttings have been removed. The sample volume should range between 200 mL and 500 mL.

7.3 Samples of drill cuttings will be taken from the shale shaker screens with a clean spatula or similar instrument and placed in a glass beaker. Cuttings samples shall be collected prior to the addition of any washdown water and should range between 200 g and 500 g.

7.4 Samples of produced sand must be obtained from the solids control equipment from which the discharge occurs on any given day and shall be collected prior to the addition of any washdown water; samples should range between 200 g and 500 g.

7.5 Samples of well treatment, completion, and workover fluids must be obtained from the holding facility prior to discharge; the sample volume should range between 200 mL and 500 mL.

7.6 Samples must be tested no later than 1 hour after collection.

7.7 Drilling fluid samples must be mixed in their sampling containers for 5 minutes prior to the test using a magnetic bar stirrer. If predilution is imposed as a permit condition, the sample must be mixed at the same ratio with the same prediluting water as the discharged muds and stirred for 5 minutes.

7.8 Drill cuttings must be stirred and well mixed by hand in their sampling containers prior to testing, using a stainless steel spatula.

8. Procedure

8.1 Ambient receiving water must be used as the "receiving water" in the test. The temperature of the test water shall be as close as practicable to the ambient conditions in the receiving water, not the room temperature of the observation facility. The test container must have an air-to-liquid interface area of 1000 ± 50 cm². The surface of the water should be no more than 1.27 cm (.5 inch) below the top of the test container.

8.2 Plastic liners shall be used, one per test container, and discarded afterwards. Some liners may inhibit spreading of added oil; operators shall determine an appropriate local source of liners that do not inhibit the spreading of the oil film.

8.3 A 15-mL sample of drilling fluid or well treatment, completion, and workover fluids must be introduced by pipette into the test container 1 cm below the water surface. Pipettes must be filled and discharged with test material prior to the transfer of test material and its introduction into test containers. The test water/test material mixture must be stirred using the pipette to distribute the test material homogeneously throughout the test water. The pipette must be used only once for a test and then discarded.

8.4 Drill cuttings or produced sand should be weighed on plastic weighing boats; 15-g samples must be transferred by scraping test material into the test water with a stainless steel spatula. Drill cuttings shall not be prediluted prior to testing. Also, drilling fluids and cuttings will be tested separately. The weighing boat must be immersed in the test water and scraped with the spatula to transfer any residual material to the test container. The drill cuttings or produced sand must be stirred with the spatula to an even distribution of solids on the bottom of the test container.

8.5 Observations must be made no later than 1 hour after the test material is transferred to the test container. Viewing points above the test container should be made from at least three sides of the test container, at viewing angles of approximately 60° and 30° from the horizontal. Illumination of the test container must be representative of adequate lighting for a working environment to conduct routine laboratory procedures. It is recommended that the water surface of the test container be observed under a fluorescent light source such as a dissecting microscope light. The light source shall be positioned above and directed over the entire surface of the pan.

8.6 Detection of a "silvery" or "metallic" sheen or gloss, increased reflectivity, visual color, iridescence, or an oil slick on the water surface of the test container surface shall constitute a demonstration of "free oil." These visual observations include

patches, streaks, or sheets of such altered surface characteristics. If the free oil content of the sample approaches or exceeds 10%, the water surface of the test container may lack color, a sheen, or iridescence, due to the increased thickness of the film; thus, the observation for an oil slick is required. The surface of the test container shall not be disturbed in any manner that reduces the size of any sheen or slick that may be present.

If an oil sheen or slick occurs on less than one-half of the surface area after the sample is introduced to the test container, observations will continue for up to 1 hour. If the sheen or slick increases in size and covers greater than one-half of the surface area of the test container during the observation period, the discharge of the material shall cease. If the sheen or slick does not increase in size to cover greater than one-half of the test container surface area after one hour of observation, discharge may continue and additional sampling is not required.

If a sheen or slick occurs on greater than one-half of the surface area of the test container after the test material is introduced, discharge of the tested material shall cease. The permittee may retest the material causing the sheen or slick. If subsequent tests do not result in a sheen or slick covering greater than one-half of the surface area of the test container, discharge may continue.

APPENDIX 2 TO SUBPART A OF PART 435—DRILLING FLUIDS TOXICITY TEST (EPA METHOD 1619)

I. Sample Collection

The collection and preservation methods for drilling fluids (muds) and water samples presented here are designed to minimize sample contamination and alteration of the physical or chemical properties of the samples due to freezing, air oxidation, or drying.

I-A. Apparatus

(1) The following items are required for water and drilling mud sampling and storage:

- Acid-rinsed linear-polyethylene bottles or other appropriate noncontaminating drilling mud sampler.
- Acid-rinsed linear-polyethylene bottles or other appropriate noncontaminating water sampler.
- Acid-rinsed linear-polyethylene bottles or other appropriate noncontaminated vessels for water and mud samples.
- Ice chests for preservation and shipping of mud and water samples.

I-B. Water Sampling

(1) Collection of water samples shall be made with appropriate acid-rinsed linear-polyethylene bottles or other appropriate

non-contaminating water sampling devices. Special care shall be taken to avoid the introduction of contaminants from the sampling devices and containers. Prior to use, the sampling devices and containers should be thoroughly cleaned with a detergent solution, rinsed with tap water, soaked in 10 percent hydrochloric acid (HCl) for 4 hours, and then thoroughly rinsed with glass-distilled water.

I-C. Drilling Mud Sampling

(1) Drilling mud formulations to be tested shall be collected from active field systems. Obtain a well-mixed sample from beneath the shale shaker after the mud has passed through the screens. Samples shall be stored in polyethylene containers or in other appropriate uncontaminated vessels. Prior to sealing the sample containers on the platform, flush as much air out of the container by filling it with drilling fluid sample, leaving a one inch space at the top.

(2) Mud samples shall be immediately shipped to the testing facility on blue or wet ice (do not use dry ice) and continuously maintained at 0-4 °C until the time of testing.

(3) Bulk mud samples shall be thoroughly mixed in the laboratory using a 1000 rpm high shear mixer and then subdivided into individual, small wide-mouthed (e.g., one or two liter) non-contaminating containers for storage.

(4) The drilling muds stored in the laboratory shall have any excess air removed by flushing the storage containers with nitrogen under pressure anytime the containers are opened. Moreover, the sample in any container opened for testing must be thoroughly stirred using a 1000 rpm high shear mixer prior to use.

(5) Most drilling mud samples may be stored for periods of time longer than 2 weeks prior to toxicity testing provided that proper containers are used and proper conditions are maintained.

II. Suspended Particulate Phase Sample Preparation

(1) Mud samples that have been stored under specified conditions in this protocol shall be prepared for tests within three months after collection. The SPP shall be prepared as detailed below.

II-A. Apparatus

- (1) The following items are required:
- Magnetic stir plates and bars.
 - Several graduated cylinders, ranging in volume from 10 mL to 1 L
 - Large (15 cm) powder funnels.
 - Several 2-liter graduated cylinders.
 - Several 2-liter large mouth graduated Erlenmeyer flasks.

(2) Prior to use, all glassware shall be thoroughly cleaned. Wash all glassware with detergent, rinse five times with tap water, rinse once with acetone, rinse several times with distilled or deionized water, place in a clean 10-percent (or stronger) HCl acid bath for a minimum of 4 hours, rinse five times with tap water, and then rinse five times with distilled or deionized water. For test samples containing mineral oil or diesel oil, glassware should be washed with petroleum ether to assure removal of all residual oil.

NOTE: If the glassware with nytex cups soaks in the acid solution longer than 24 hours, then an equally long deionized water soak should be performed.

II-B. Test Seawater Sample Preparation

(1) Diluent seawater and exposure seawater samples are prepared by filtration through a 1.0 micrometer filter prior to analysis.

(2) Artificial seawater may be used as long as the seawater has been prepared by standard methods or ASTM methods, has been properly "seasoned," filtered, and has been diluted with distilled water to the same specified 20±2 ppt salinity and 20±2 °C temperature as the "natural" seawater.

II-C. Sample Preparation

(1) The pH of the mud shall be tested prior to its use. If the pH is less than 9, if black spots have appeared on the walls of the sample container, or if the mud sample has a foul odor, that sample shall be discarded. Subsample a manageable aliquot of mud from the well-mixed original sample. Mix the mud and filtered test seawater in a volumetric mud-to-water ratio of 1 to 9. This is best done by the method of volumetric displacement in a 2-L, large mouth, graduated Erlenmeyer flask. Place 1000 mL of seawater into the graduated Erlenmeyer flask. The mud subsample is then carefully added via a powder funnel to obtain a total volume of 1200 mL. (A 200 mL volume of the mud will now be in the flask).

The 2-L, large mouth, graduated Erlenmeyer flask is then filled to the 2000 mL mark with 800 mL of seawater, which produces a slurry with a final ratio of one volume drilling mud to nine volumes water. If the volume of SPP required for testing or analysis exceeds 1500 to 1600 mL, the initial volumes should be proportionately increased. Alternatively, several 2-L drill mud/water slurries may be prepared as outlined above and combined to provide sufficient SPP.

(2) Mix this mud/water slurry with magnetic stirrers for 5 minutes. Measure the pH and, if necessary, adjust (decrease) the pH of the slurry to within 0.2 units of the seawater by adding 6N HCl while stirring the slurry. Then, allow the slurry to settle for 1 hour. Record the amount of HCl added.

(3) At the end of the settling period, carefully decant (do not siphon) the Suspended Particulate Phase (SPP) into an appropriate container. Decanting the SPP is one continuous action. In some cases no clear interface will be present; that is, there will be no solid phase that has settled to the bottom. For those samples the entire SPP solution should be used when preparing test concentrations. However, in those cases when no clear interface is present, the sample must be remixed for five minutes. This insures the homogeneity of the mixture prior to the preparation of the test concentrations. In other cases, there will be samples with two or more phases, including a solid phase. For those samples, carefully and continuously decant the supernatant until the solid phase on the bottom of the flask is reached. The decanted solution is defined to be 100 percent SPP. Any other concentration of SPP refers to a percentage of SPP that is obtained by volumetrically mixing 100 percent SPP with seawater.

(4) SPP samples to be used in toxicity tests shall be mixed for 5 minutes and must not be preserved or stored.

(5) Measure the filterable and unfilterable residue of each SPP prepared for testing. Measure the dissolved oxygen (DO) and pH of the SPP. If the DO is less than 4.9 ppm, aerate the SPP to at least 4.9 ppm which is 65 percent of saturation. Maximum allowable aeration time is 5 minutes using a generic commercial air pump and air stone. Neutralize the pH of the SPP to a pH 7.8 ± 1 using a dilute HCl solution. If too much acid is added to lower the pH saturated NaOH may be used to raise the pH to 7.8 ± 1 units. Record the amount of acid or NaOH needed to lower/raise to the appropriate pH. Three repeated DO and pH measurements are needed to insure homogeneity and stability of the SPP. Preparation of test concentrations may begin after this step is complete.

(6) Add the appropriate volume of 100 percent SPP to the appropriate volume of seawater to obtain the desired SPP concentration. The control is seawater only. Mix all concentrations and the control for 5 minutes by using magnetic stirrers. Then, the animals shall be randomly selected and placed in the dishes in order to begin the 96-hour toxicity test.

III. Guidance for Performing Suspended Particulate Phase Toxicity Tests Using *Mysidopsis bahia*

III-A. Apparatus

(1) Each definitive test consists of 18 test containers: 3 replicates of a control and 5 SPP dilutions. Test containers should be Pyrex or equivalent glass. For definitive tests, 5 SPP dilutions with 3 replicates of at least 500 ml each are required. Twenty

mysids per replicate, 360 per definitive test are required.

III-B. Sample Collection Preservation

(1) Drilling muds and water samples are collected and stored, and the suspended particulate phase prepared as described in section 1-C.

III-C. Species Selection

(1) The Suspended Particulate Phase (SPP) tests on drilling muds shall utilize the test species *Mysidopsis bahia*. Test animals shall be 3 to 6 days old on the first day of exposure. Whatever the source of the animals, collection and handling should be as gentle as possible. Transportation to the laboratory should be in well-aerated water from the animal culture site at the temperature and salinity from which they were cultured. Methods for handling, acclimating, and sizing bioassay organisms given by Borthwick [1] and Nimmo [2] shall be followed in matters for which no guidance is given here.

III-D. Experimental Conditions

(1) Suspended particulate phase (SPP) tests should be conducted at a salinity of 20 ± 2 ppt. Experimental temperature should be 20 ± 2 °C. Dissolved oxygen in the SPP shall be raised to or maintained above 65 percent of saturation prior to preparation of the test concentrations. Under these conditions of temperature and salinity, 65 percent saturation is a DO of 5.3 ppm. Beginning at Day 0-before the animals are placed in the test containers DO, temperature, salinity, and pH shall be measured every 24 hours. DO should be reported in milligrams per liter.

(2) Aeration of test media is required during the entire test with a rate estimated to be 50-140 cubic centimeters/minute. This air flow to each test dish may be achieved through polyethylene tubing (0.045-inch inner diameter and 0.062-inch outer diameter) by a small generic aquarium pump. The delivery method, surface area of the aeration stone, and flow characteristics shall be documented. All treatments, including control, shall be the same.

(3) Light intensity shall be 1200 microwatts/cm² using cool white fluorescent bulbs with a 14-hr light and 10-hr dark cycle. This light/dark cycle shall also be maintained during the acclimation period and the test.

III-E. Experimental Procedure

(1) Wash all glassware with detergent, rinse five times with tap water, rinse once with acetone, rinse several times with distilled or deionized water, place in a clean 10 percent HCl acid bath for a minimum of 4 hours, rinse five times with tap water, and then rinse five times with distilled water.

(2) Establish the definitive test concentrations based on results of a range finding test or based on prior experience and knowledge of the mud system.

(3) Twenty organisms are exposed in each test dish. Nytex® cups shall be inserted into every test dish prior to adding the animals. These “nylon mesh screen” nytex holding cups are fabricated by gluing a collar of 363-micrometer mesh nylon screen to a 15-centimeter wide Petri dish with silicone sealant. The nylon screen collar is approximately 5 centimeters high. The animals are then placed into the test concentration within the confines of the Nytex cups.

(4) Individual organisms shall be randomly assigned to treatment. A randomization procedure is presented in section V of this protocol. Make every attempt to expose animals of approximately equal size. The technique described by Borthwick [1], or other suitable substitutes, should be used for transferring specimens. Throughout the test period, mysids shall be fed daily with approximately 50 *Artemia* (brine shrimp) nauplii per mysid. This will reduce stress and decrease cannibalism.

(5) Cover the dishes, aerate, and incubate the test containers in an appropriate test chamber. Positioning of the test containers holding various concentrations of test solution should be randomized if incubator arrangement indicates potential position difference. The test medium is not replaced during the 96-hour test.

(6) Observations may be attempted at 4, 6 and 8 hours; they must be attempted at 0, 24, 48, and 72 hours and must be made at 96 hours. Attempts at observations refers to placing a test dish on a light table and visually counting the animals. Do not lift the “nylon mesh screen” cup out of the test dish to make the observation. No unnecessary handling of the animals should occur during the 96 hour test period. DO and pH measurements must also be made at 0, 24, 48, 72, and 96 hours. Take and replace the test medium necessary for the DO and pH measurements outside of the nytex cups to minimize stresses on the animals.

(7) At the end of 96 hours, all live animals must be counted. Death is the end point, so the number of living organisms is recorded. Death is determined by lack of spontaneous movement. All crustaceans molt at regular intervals, shedding a complete exoskeleton. Care should be taken not to count an exoskeleton. Dead animals might decompose or be eaten between observations. Therefore, always count living, not dead animals. If daily observations are made, remove dead organisms and molted exoskeletons with a pipette or forceps. Care must be taken not to disturb living organisms and to minimize the amount of liquid withdrawn.

IV. Methods for Positive Control Tests (Reference Toxicant)

(1) Sodium lauryl sulfate (dodecyl sodium sulfate) is used as a reference toxicant for the positive control. The chemical used should be approximately 95 percent pure. The source, lot number, and percent purity shall be reported.

(2) Test methods are those used for the drilling fluid tests, except that the test material was prepared by weighing one gram sodium lauryl sulfate on an analytical balance, adding the chemical to a 100-milliliter volumetric flask, and bringing the flask to volume with deionized water. After mixing this stock solution, the test mixtures are prepared by adding 0.1 milliliter of the stock solution for each part per million desired to one liter of seawater.

(3) The mixtures are stirred briefly, water quality is measured, animals are added to holding cups, and the test begins. Incubation and monitoring procedures are the same as those for the drilling fluids.

V. Randomization Procedure

V-A. Purpose and Procedure

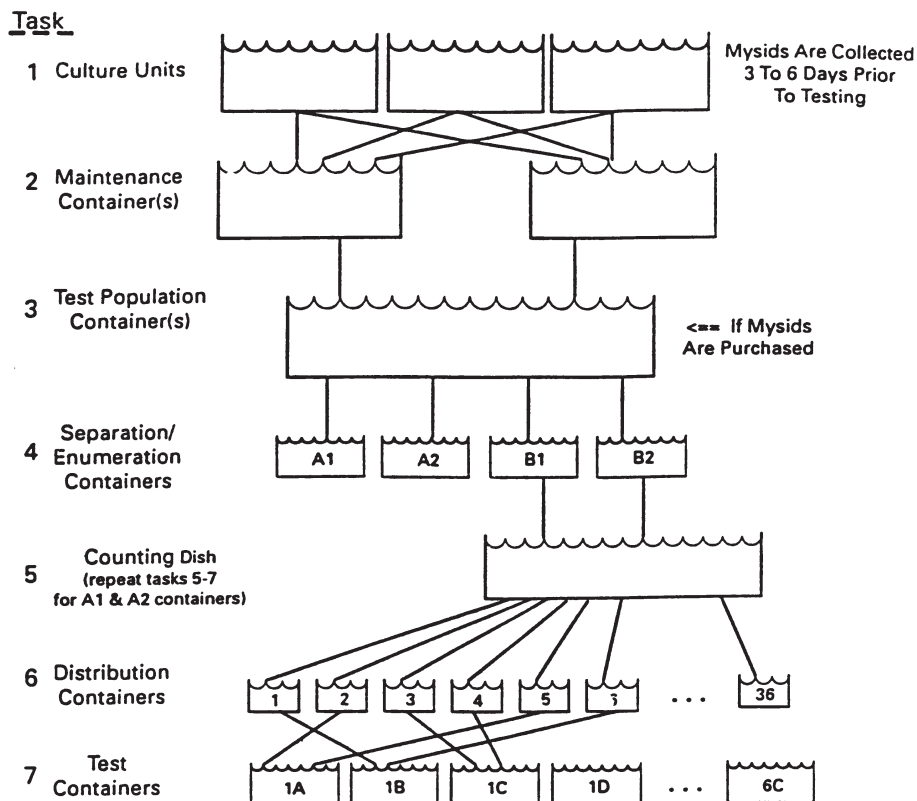
(1) The purpose of this procedure is to assure that mysids are impartially selected and randomly assigned to six test treatments (five drilling fluid or reference toxicant concentrations and a control) and impartially counted at the end of the 96-hour test. Thus, each test setup, as specified in the randomization procedure, consists of 3 replicates of 20 animals for each of the six treatments, *i.e.*, 360 animals per test. Figure 1 is a flow diagram that depicts the procedure schematically and should be reviewed to understand the over-all operation. The following tasks shall be performed in the order listed.

(2) Mysids are cultured in the laboratory in appropriate units. If mysids are purchased, go to Task 3.

(3) Remove mysids from culture tanks (6, 5, 4, and 3 days before the test will begin, *i.e.*, Tuesday, Wednesday, Thursday, and Friday if the test will begin on Monday) and place them in suitably large maintenance containers so that they can swim about freely and be fed.

NOTE: Not every detail (the definition of suitably large containers, for example) is provided here. Training and experience in aquatic animal culture and testing will be required to successfully complete these tests.

Figure 1
Mysid Randomization Procedure



(4) Remove mysids from maintenance containers and place all animals in a single container. The intent is to have homogeneous test population of mysids of a known age (3-6 days old).

(5) For each toxicity test, assign two suitable containers (500-milliliter (mL) beakers are recommended) for mysid separation/enumeration. Label each container (A1, A2, B1, B2, and C1, C2, for example, if two drilling fluid tests and a reference toxicant test are to be set up on one day). The purpose of this task is to allow the investigator to obtain a close estimate of the number of animals available for testing and to prevent unnecessary crowding of the mysids while they are being counted and assigned to test containers. Transfer the mysids from the large test population container to the labeled separation and enumeration containers but do

not place more than 200 mysids in a 500-mL beaker. Be impartial in transferring the mysids; place approximately equal numbers of animals (10-15 mysids is convenient) in each container in a cyclic manner rather than placing the maximum number each container at one time.

NOTE: It is important that the animals not be unduly stressed during this selection and assignment procedure. Therefore, it will probably be necessary to place all animals (except the batch immediately being assigned to test containers) in mesh cups with flowing seawater or in large volume containers with aeration. The idea is to provide the animals with near optimal conditions to avoid additional stress.

(6) Place the mysids from the two labeled enumeration containers assigned to a specific test into one or more suitable containers to be used as counting dishes (2-liter Carolina dishes are suggested). Because of the time required to separate, count, and assign mysids, two or more people may be involved in completing this task. If this is done, two or more counting dishes may be used, but the investigator must make sure that approximately equal numbers of mysids from each labeled container are placed in each counting dish.

(7) By using a large-bore, smooth-tip glass pipette, select mysids from the counting dish(es) and place them in the 36 individually numbered distribution containers (10-ml beakers are suggested). The mysids are assigned two at a time to the 36 containers by using a randomization schedule similar to the one presented below. At the end of selection/assignment round 1, each container will contain two mysids; at the end of round 2, they will contain four mysids; and so on until each contains ten mysids.

EXAMPLE OF A RANDOMIZATION SCHEDULE

Selection/assignment round (2 mysids each)	Place mysid in the numbered distribution containers in the random order shown
1	8, 21, 6, 28, 33, 32, 1, 3, 10, 9, 4, 14, 23, 2, 34, 22, 36, 27, 5, 30, 35, 24, 12, 25, 11, 17, 19, 26, 31, 7, 20, 15, 18, 13, 16, 29.
2	35, 18, 5, 12, 32, 34, 22, 3, 9, 16, 26, 13, 20, 28, 6, 21, 24, 30, 8, 31, 7, 23, 2, 15, 25, 17, 1, 11, 27, 4, 19, 36, 10, 33, 14, 29.
3	7, 19, 14, 11, 34, 21, 25, 27, 17, 18, 6, 16, 29, 2, 32, 10, 4, 20, 3, 9, 1, 5, 28, 24, 31, 15, 22, 13, 33, 26, 36, 12, 8, 30, 35, 23.
4	30, 2, 18, 5, 8, 27, 10, 25, 4, 20, 26, 15, 31, 36, 35, 23, 11, 29, 16, 17, 28, 1, 33, 14, 9, 34, 7, 3, 12, 22, 21, 6, 19, 24, 32, 13.
5	34, 28, 16, 17, 10, 12, 1, 36, 20, 18, 15, 22, 2, 4, 19, 23, 27, 29, 25, 21, 30, 3, 9, 33, 32, 6, 14, 11, 35, 24, 26, 7, 31, 5, 13, 8.

(8) Transfer mysids from the 36 distribution containers to 18 labeled test containers in random order. A label is assigned to each of the three replicates (A, B, C) of the six test concentrations. Count and record the 96 hour response in an impartial order.

(9) Repeat tasks 5-7 for each toxicity test. A new random schedule should be followed in Tasks 6 and 7 for each test.

NOTE: If a partial toxicity test is conducted, the procedures described above are appropriate and should be used to prepare the single test concentration and control, along with the reference toxicant test.

V-B. Data Analysis and Interpretation

(1) Complete survival data in all test containers at each observation time shall be presented in tabular form. If greater than 10 percent mortality occurs in the controls, all data shall be discarded and the experiment repeated. Unacceptably high control mortality indicates the presence of important stresses on the organisms other than the material being tested, such as injury or disease, stressful physical or chemical conditions in the containers, or improper handling, acclimation, or feeding. If 10 percent mortality or less occurs in the controls, the data may be evaluated and reported.

(2) A definitive, full bioassay conducted according to the EPA protocol is used to estimate the concentration that is lethal to 50 percent of the test organisms that do not die naturally. This toxicity measure is known as the median lethal concentration, or LC-50. The LC-50 is adjusted for natural mortality or natural responsiveness. The maximum likelihood estimation procedure with the adjustments for natural responsiveness as given by D.J. Finney, in *Probit Analysis* 3rd edition, 1971, Cambridge University Press, chapter 7, can be used to obtain the probit model estimate of the LC-50 and the 95 percent fiducial (confidence) limits for the LC-50. These estimates are obtained using the logarithmic transform of the concentration. The heterogeneity factor (Finney 1971, pages 70-72) is not used. For a test material to pass the toxicity test, according to the requirements stated in the offshore oil and gas extraction industry BAT effluent limitations and NSPS, the LC-50, adjusted for natural responsiveness, must be greater than 3 percent suspended particulate phase (SPP) concentration by volume unadjusted for the 1 to 9 dilution. Other toxicity test models may be used to obtain toxicity estimates provided the modeled mathematical expression for the lethality rate must increase continuously with concentration. The lethality rate is modeled to increase with concentration to reflect an assumed increase in toxicity with concentration even though the observed lethality may not increase uniformly because of the unpredictable animal response fluctuations.

(3) The range finding test is used to establish a reasonable set of test concentrations in order to run the definitive test. However, if the lethality rate changes rapidly over a narrow range of concentrations, the range finding assay may be too coarse to establish

an adequate set of test concentrations for a definitive test.

(4) The EPA Environmental Research Laboratory in Gulf Breeze, Florida prepared a Research and Development Report entitled Acute Toxicity of Eight Drilling Fluids to Mysid Shrimp (*Mysidopsis bahia*), May 1984 EPA-600/3-84-067. The Gulf Breeze data for drilling fluid number 1 are displayed in Table 1 for purposes of an example of the probit analysis described above. The SAS Probit Procedure (SAS Institute, Statistical Analysis System, Cary, North Carolina, 1982) was used to analyze these data. The 96-hour LC50 adjusted for the estimated spontaneous mortality rate is 3.3 percent SPP with 95 percent limits of 3.0 and 3.5 percent SPP with the 1 to 9 dilution. The estimated spontaneous mortality rate based on all of the data is 9.6 percent.

TABLE 1—LISTING OF ACUTE TOXICITY TEST DATA (AUGUST 1983 TO SEPTEMBER 1983) WITH EIGHT GENERIC DRILLING FLUIDS AND MYSID SHRIMP

[fluid N2 = 1]

Percent concentration	Number exposed	Number dead (96 hours)	Number alive (96 hours)
0	60	3	57
1	60	11	49
2	60	11	49
3	60	25	35
4	60	48	12
5	60	60	0

V-C. The Partial Toxicity Test for Evaluation of Test Material

(1) A partial test conducted according to EPA protocol can be used economically to demonstrate that a test material passes the toxicity test. The partial test cannot be used to estimate the LC-50 adjusted for natural response.

(2) To conduct a partial test follow the test protocol for preparation of the test material and organisms. Prepare the control (zero concentration), one test concentration (3 percent suspended particulate phase) and the reference toxicant according to the methods of the full test. A range finding test is not used for the partial test.

(3) Sixty test organisms are used for each test concentration. Find the number of test organisms killed in the control (zero percent SPP) concentration in the column labeled X_0 of Table 2. If the number of organisms in the control (zero percent SPP) exceeds the table values, then the test is unacceptable and must be repeated. If the number of organisms killed in the 3 percent test concentration is less than or equal to corresponding number in the column labeled X_1 then the test material passes the partial toxicity test.

Otherwise the test material fails the toxicity test.

(4) Data shall be reported as percent suspended particulate phase.

TABLE 2

X_0	X_1
0	22
1	22
2	23
3	23
4	24
5	24
6	25

VI. References

1. Borthwick, Patrick W. 1978. Methods for acute static toxicity tests with mysid shrimp (*Mysidopsis bahia*). Bioassay Procedures for the Ocean Disposal Permit Program, [EPA-600/9-78-010:] March.
2. Nimmo, D.R., T.L. Hamaker, and C.A. Somers. 1978. Culturing the mysid (*Mysidopsis bahia*) in flowing seawater or a static system. Bioassay Procedures for the Ocean Disposal Permit Program, [EPA-600/9-78-010:] March.
3. American Public Health Association et al. 1980. Standard Methods for the Examination of Water and Wastewater. Washington, DC, 15th Edition: 90-99.
4. U.S. Environmental Protection Agency. September 1991. Methods for Measuring the Acute Toxicity of Effluents and Receiving Waters to Freshwater and Marine Organisms. EPA/600/4-90/027. Washington, DC, 4th Edition.
5. Finney, D.J. Probit Analysis. Cambridge University Press; 1971.
6. U.S. Environmental Protection Agency. May 1984. Acute Toxicity of Eight Drilling Fluids to Mysid Shrimp (*Mysidopsis bahia*). EPA-600/3-84-067.

[58 FR 12504, Mar. 4, 1993, as amended at 77 FR 29837, May 18, 2012]

APPENDIX 3 TO SUBPART A OF PART 435—PROCEDURE FOR MIXING BASE FLUIDS WITH SEDIMENTS (EPA METHOD 1646)

This procedure describes a method for amending uncontaminated and nontoxic (control) sediments with the base fluids that are used to formulate synthetic-based drilling fluids and other non-aqueous drilling fluids. Initially, control sediments shall be press-sieved through a 2000 micron mesh sieve to remove large debris. Then press-sieve the sediment through a 500 micron sieve to remove indigenous organisms that may prey on the test species or otherwise confound test results. Homogenize control sediment to limit the effects of settling that

may have occurred during storage. Sediments should be homogenized before density determinations and addition of base fluid to control sediment. Because base fluids are strongly hydrophobic and do not readily mix with sediment, care must be taken to ensure base fluids are thoroughly homogenized within the sediment. All concentrations are weight-to-weight (mg of base fluid to kg of dry control sediment). Sediment and base fluid mixing shall be accomplished by using the following method.

1. Determine the wet to dry ratio for the control sediment by weighing approximately 10 g subsamples of the screened and homogenized wet sediment into tared aluminum weigh pans. Dry sediment at 105 °C for 18–24 h. Remove sediment and cool in a desiccator until a constant weight is achieved. Re-weigh the samples to determine the dry weight. Determine the wet/dry ratio by dividing the net wet weight by the net dry weight:

$$\frac{[\text{Wet Sediment Weight (g)}]}{[\text{Dry Sediment Weight (g)}]} = \text{Wet to Dry Ratio} \quad [1]$$

2. Determine the density (g/mL) of the wet control or dilution sediment. This shall be used to determine total volume of wet sediment needed for the various test treatments.

$$\frac{[\text{Mean Wet Sediment Weight (g)}]}{[\text{Mean Wet Sediment Volume (mL)}]} = \text{Wet Sediment Density (g/mL)} \quad [2]$$

3. To determine the amount of base fluid needed to obtain a test concentration of 500 mg base fluid per kg dry sediment use the following formulas:

Determine the amount of wet sediment required:

$$[\text{Wet Sediment Density (g/mL)}] \times [\text{Volume of Sediment Required per Concentration (mL)}] = \text{Weight Wet Sediment Required per Conc. (g)} \quad [3]$$

Determine the amount of dry sediment in kilograms (kg) required for each concentration:

$$\frac{[\text{Wet Sediment per Concentration (g)}]}{[\text{Mean Wet to Dry Ratio}]} \times (1\text{kg}/1000\text{g}) = \text{Dry Weight Sediment (kg)} \quad [4]$$

Finally, determine the amount of base fluid required to spike the control sediment at each concentration:

$$[\text{Conc. Desired (mg/kg)}] \times [\text{Dry Weight Sediment (kg)}] = \text{Base Fluid Required (mg)} \quad [5]$$

For spiking test substances other than pure base fluids (e.g., whole mud formulations), determine the spike amount as follows:

$$[\text{Conc. Desired (mL/kg)}] \times [\text{Dry Weight Sediment (kg)}] \times [\text{Test Substance Density (g/mL)}] = \text{Test Substance Required (g)} \quad [6]$$

4. For primary mixing, place appropriate amounts of weighed base fluid into stainless mixing bowls, tare the vessel weight, then add sediment and mix with a high-shear dis-

persing impeller for 9 minutes. The concentration of base fluid in sediment from this mix, rather than the nominal concentration, shall be used in calculating LC₅ values.

5. Tests for homogeneity of base fluid in sediment are to be performed during the procedure development phase. Because of difficulty of homogeneously mixing base fluid with sediment, it is important to demonstrate that the base fluid is evenly mixed with sediment. The sediment shall be analyzed for total petroleum hydrocarbons (TPH) using EPA Methods 3550A and 8015M, with samples taken both prior to and after distribution to replicate test containers. Base-fluid content is measured as TPH. After mixing the sediment, a minimum of three replicate sediment samples shall be taken prior to distribution into test containers. After the test sediment is distributed to test containers, an additional three sediment samples shall be taken from three test containers to ensure proper distribution of base fluid within test containers. Base-fluid content results shall be reported within 48 hours of mixing. The coefficient of variation (CV) for the replicate samples must be less than 20%. If base-fluid content results are not within the 20% CV limit, the test sediment shall be remixed. Tests shall not begin until the CV is determined to be below the maximum limit of 20%. During the test, a minimum of three replicate containers shall be sampled to determine base-fluid content during each sampling period.

6. Mix enough sediment in this way to allow for its use in the preparation of all test concentrations and as a negative control. When commencing the sediment toxicity test, range-finding tests may be required to determine the concentrations that produce a toxic effect if these data are otherwise unavailable. The definitive test shall bracket the LC₅, which is the desired endpoint. The results for the base fluids shall be reported in mg of base fluid per kg of dry sediment.

REFERENCES

- American Society for Testing and Materials (ASTM). 1996. Standard Guide for Collection, Storage, Characterization, and Manipulation of Sediments for Toxicological Testing. ASTM E 1391-94. Annual Book of ASTM Standards, Volume 11.05, pp. 805–825.
- Ditworth, G.R., D.W. Schults and J.K.P. Jones. 1990. Preparation of benthic substrates for sediment toxicity testing. *Environ. Toxicol. Chem.* 9:1523–1529.
- Suedel, B.C., J.H. Rodgers, Jr. and P.A. Clifford. 1993. Bioavailability of fluoranthene in freshwater sediment toxicity tests. *Environ. Toxicol. Chem.* 12:155–165.
- U.S. EPA. 1994. Methods for Assessing the Toxicity of Sediment-associated Contaminants with Estuarine and Marine

Pt. 435, Subpt. A, App. 4

Amphipods. EPA/600/R-94/025. Office of Research and Development, Washington, DC.

[66 FR 6901, Jan. 22, 2001]

APPENDIX 4 TO SUBPART A OF PART 435—PROTOCOL FOR THE DETERMINATION OF DEGRADATION OF NON-AQUEOUS BASE FLUIDS IN A MARINE CLOSED BOTTLE BIODEGRADATION TEST SYSTEM: MODIFIED ISO 11734:1995 (EPA METHOD 1647)

1.0. SUMMARY OF EPA METHOD 1647

a. This method determines the anaerobic degradation potential of mineral oils, paraffin oils and non-aqueous fluids (NAF) in sediments. These substrates are base fluids for formulating offshore drilling fluids. The test evaluates base fluid biodegradation rates by monitoring gas production due to microbial degradation of the test fluid in natural marine sediment.

b. The test procedure places a mixture of marine/estuarine sediment, test substrate (hydrocarbon or controls) and seawater into clean 120 mL (150 mL actual volume) Wheaton serum bottles. The test is run using four replicate serum bottles containing 2,000 mg carbon/kg dry weight concentration of test substrate in sediment. The use of resazurin dye solution (1 ppm) evaluates the anaerobic (redox) condition of the bottles (dye is blue when oxygen is present, reddish in low oxygen conditions and colorless if oxygen free). After capping the bottles, a nitrogen sparge removes air in the headspace before incubation begins. During the incubation period, the sample should be kept at a constant temperature of 29 ± 1 °C. Gas production and composition is measured approximately every two weeks. The samples need to be brought to ambient temperature before making the measurements. Measure gas production using a pressure gauge. Barometric pressure is measured at the time of testing to make necessary volume adjustments.

c. ISO 11734:1995 specifies that total gas is the standard measure of biodegradation. While modifying this test for evaluating biodegradation of NAFs, methane was also monitored and found to be an acceptable method of evaluating biodegradation. Section 7 contains the procedures used to follow biodegradation by methane production. Measurement of either total gas or methane production is permitted. If methane is followed, determine the composition of the gas by using gas chromatography (GC) analysis at each sampling. At the end of the test when gas production stops, or at around 275 days, an analysis of sediment for substrate content is possible. Common methods which have been successfully used for analyzing NAFs from sediments are listed in Section 8.

40 CFR Ch. I (7-1-21 Edition)

2.0 SYSTEM REQUIREMENTS

This environmental test system has three phases, spiked sediment, overlying seawater, and a gas headspace. The sediment/test compound mixture is combined with synthetic sea water and transferred into 120-mL serum bottles. The total volume of sediment/sea water mixture in the bottles is 75 mL. The volume of the sediment layer will be approximately 50 mL, but the exact volume of the sediment will depend on sediment characteristics (wet:dry ratio and density). The amount of synthetic sea water will be calculated to bring the total volume in the bottles to 75 mL. The test systems are maintained at a temperature of 29 ± 1 °C during incubation. The test systems are brought to ambient temperatures prior to measuring pressure or gas volume.

2.1 SAMPLE REQUIREMENTS

a. The concentration of base fluids are at least 2,000 mg carbon test material/kg dry sediment. Carbon concentration is determined by theoretical composition based on the chemical formula or by chemical analysis by ASTM D5291-96. Sediments with positive, intermediate and negative control substances as well as a C₁₆-C₁₈ internal olefin type base fluid will be run in conjunction with test materials under the same conditions. The positive control is ethyl oleate (CAS 111-62-6), the intermediate control is 1-hexadecene (CAS 629-73-2), and the negative control is squalane (CAS 111-01-3). Controls must be of analytical grade or the highest grade available. Each test control concentration should be prepared according to the mixing procedure described in Section 3.1.

b. Product names will be used for examples or clarification in the following text. Any use of trade or product names in this publication is for descriptive use only, and does not constitute endorsement by EPA or the authors.

2.2. SEAWATER REQUIREMENTS

Synthetic seawater at a salinity of 25 ± 1 ppt should be used for the test. The synthetic seawater should be prepared by mixing a commercially available artificial seawater mix, into high purity distilled or de-ionized water. The seawater should be aerated and allowed to age for approximately one month prior to use.

2.3. SEDIMENT REQUIREMENTS

a. The dilution sediment must be from a natural estuarine or marine environment and be free of the compounds of interest. The collection location, date and time will be documented and reported. The sediment is prepared by press-sieving through a 2,000-micron mesh sieve to remove large debris, then press-sieving through a 500-micron sieve to

remove indigenous organisms that may confound test results. The water content of the sediment should be less than 60% (w/w) or a wet to dry ratio of 2.5. The sediment should have a minimum organic matter content of 3% (w/w) as determined by ASTM D2974-07a (Method A and D and calculate organic matter as in Section 8.3 of method ASTM D2974-07a).

b. To reduce the osmotic shock to the microorganisms in the sediment the salinity of the sediment's pore water should be between 20–30 ppt. Sediment should be used for testing as soon as possible after field collection. If required, sediment can be stored in the dark at 4 °C with 3–6 inches of overlying water in a sealed container for a maximum period of 2 months prior to use.

3.0 TEST SET UP

The test is set up by first mixing the test or control substrates into the sediment inoculum, then mixing in seawater to make a pourable slurry. The slurry is then poured into serum bottles, which are then flushed with nitrogen and sealed.

3.1. MIXING PROCEDURE

Because base fluids are strongly hydrophobic and do not readily mix with sediments, care must be taken to ensure base fluids are thoroughly homogenized within the sediment. All concentrations are weight-to-weight comparisons (mg of base fluid to kg of dry control sediment). Sediment and base fluid mixing will be accomplished by using the following method.

3.1.1. Determine the wet to dry weight ratio for the control sediment by weighing approximately 10 sub-samples of approximately 1 g each of the screened and homogenized wet sediment into tared aluminum weigh pans. Dry sediment at 105 °C for 18–24 h. Remove the dried sediments and cool in a desiccator. Repeat the drying, cooling, and weighing cycle until a constant weight is achieved (within 4% of previous weight). Re-weigh the samples to determine the dry weight. Calculate the mean wet and dry weights of the 10 sub samples and determine the wet/dry ratio by dividing the mean wet weight by the mean dry weight using Equation 5-1. This is required to determine the weight of wet sediment needed to prepare the test samples.

$$\frac{\text{Mean Wet Sediment Weight (g)}}{\text{Mean Dry Sediment Weight (g)}} = \text{Wet to Dry Ratio} \quad [\text{Eq. 1}]$$

3.1.2. Determine the density (g/ml) of the wet sediment. This will be used to determine total volume of wet sediment needed for the various test treatments. One method is to tare a 5 ml graduated cylinder and add about 5 ml of homogenized sediment. Carefully

record the volume then weigh this volume of sediment. Repeat this a total of three times. To determine the wet sediment density, divide the weight by volume per the following formula:

$$\frac{\text{Mean Wet Sediment Weight (g)}}{\text{Mean Wet Sediment Volume (mL)}} = \text{Wet Sediment Density (g/mL)} \quad [\text{Eq. 2}]$$

3.1.3. Determine the amount of base fluid to be spiked into wet sediment in order to obtain the desired initial base fluid concentration of 2,000 mg carbon/kg dry weight. An amount of wet sediment that is the equivalent of 30 g of dry sediment will be added to each bottle. A typical procedure is to prepare enough sediment for 8 serum bottles (3 bottles to be sacrificed at the start of the test, 4 bottles incubated for headspace analysis, and enough extra sediment for 2 extra bottles). Extra sediment is needed be-

cause some of the sediment will remain coated onto the mixing bowl and utensils. Experience with this test may indicate that preparing larger volumes of spiked sediment is a useful practice, then the following calculations should be adjusted accordingly.

a. Determine the total weight of dry sediment needed to add 30 g dry sediment to 8 bottles. If more bottles are used then the calculations should be modified accordingly. For example:

$$30 \text{ g dry sediment per bottle} \times 8 = 240 \text{ g dry sediment} \quad [\text{Eq. 3}]$$

b. Determine the weight of base fluid, in terms of carbon, needed to obtain a final

base fluid concentration of 2,000 mg carbon/kg dry weight. For example:

$$\frac{2,000 \text{ mg carbon}}{\text{Per kg dry sediment}} \times \frac{240 \text{ g}}{1,000} = 480 \text{ mg carbon} \quad [\text{Eq. 4}]$$

c. i. Convert from mg of carbon to mg of base fluid. This calculation will depend on the % fraction of carbon present in the molecular structure of each base fluid. For the control fluids, ethyl oleate is composed of 77.3% carbon, hexadecene is composed of 85.7% carbon, and squalane is composed of 85.3% carbon. The carbon fraction of each base fluid should be supplied by the manufacturer or determined before use. ASTM D5291–

96 or equivalent will be used to determine composition of fluid.

ii. To calculate the amount of base fluid to add to the sediment, divide the amount of carbon (480 mg) by the percent fraction of carbon in the fluid.

iii. For example, the amount of ethyl oleate added to 240 g dry weight sediment can be calculated from the following equation:

$$\frac{480 \text{ mg carbon}}{(77.3 \div 100)} = 621 \text{ mg ethyl oleate} \quad [\text{Eq. 5}]$$

iv. Therefore, add 621 mg of ethyl oleate to 240 g dry weight sediment for a final concentration of 2,000 mg carbon/kg sediment dry weight.

3.1.4. Mix the calculated amount of base fluid with the appropriate weight of wet sediment.

a. Use the wet:dry ratio to convert from g sediment dry weight to g sediment wet weight, as follows:

$$240 \text{ g dry sediment} \times \text{wet:dry ratio} = \text{g wet sediment needed} \quad [\text{Eq. 6}]$$

b. i. Weigh the appropriate amount of base fluid (calculated in Section 3.1.3.c) into stainless mixing bowls, tare the vessel weight, then add the wet sediment calculated in Equation 5, and mix with a high shear dispersing impeller for 9 minutes.

ii. The sediment is now mixed with synthetic sea water to form a slurry that will be transferred into the bottles.

3.2. Creating Seawater/Sediment Slurry

Given that the total volume of sediment/sea water slurry in each bottle is to be 75 mL, determine the volume of sea water to add to the wet sediment.

3.2.1. If each bottle is to contain 30 g dry sediment, calculate the weight, and then the volume, of wet sediment to be added to each bottle.

$$30 \text{ g dry sediment} \times \text{wet:dry ratio} = \text{g wet sediment added to each bottle} \quad [\text{Eq. 7}]$$

$$\frac{\text{g wet sediment}}{\text{Density (g/mL) of wet sediment}} = \text{mL wet sediment} \quad [\text{Eq. 8}]$$

3.2.2. Calculate volume of sea water to be added to each bottle.

$$75 \text{ mL total volume} - \text{mL wet sediment (from Eq. 8)} = \text{mL of sea water} \quad [\text{Eq. 9}]$$

3.2.3. Determine the ratio of sea water to wet sediment (volume:volume) in each bottle.

$$\frac{\text{Volume sea water per bottle (Eq. 9)}}{\text{Volume sediment water per bottle (Eq. 8)}} = \text{Ratio of sea water:wet sediment} \quad [\text{Eq. 10}]$$

3.2.4. Convert the wet sediment weight from Equation 6 into a volume using the sediment density.

$$\text{g wet sediment (Eq. 6)} \div \text{density} = \text{volume (mL) of sediment} \quad [\text{Eq. 11}]$$

3.2.5. Determine the amount of sea water to mix with the wet sediment.

$$\frac{\text{mL wet sediment (Eq. 11)}}{\text{mL wet sediment (Eq. 11)}} \times \frac{\text{Sea water:sediment ratio (Eq. 10)}}{\text{mL wet sediment (Eq. 11)}} = \text{mL sea water to add to wet sediment} \quad [\text{Eq. 12}]$$

Mix sea water thoroughly with wet sediment to form a sediment/sea water slurry.

3.3. Bottling the Sediment Seawater Slurry
The total volume of sediment/sea water slurry in each bottle is to be 75 mL. Convert

the volume (mL) of sediment/sea water slurry into a weight (g) using the density of the sediment and the seawater.

3.3.1. Determine the weight of sediment to be added to each bottle.

$$\text{mL sediment (Eq. 8)} \times \text{density of wet sediment (g/mL)} = \text{g wet sediment} \quad [\text{Eq. 13}]$$

3.3.2. Determine the weight of sea water to be added to each bottle.

$$\text{mL sea water (Eq. 9)} \times \text{density of sea water (1.01 g/mL)} = \text{g sea water} \quad [\text{Eq. 14}]$$

3.3.3. Determine weight of sediment/sea water slurry to be added to each bottle.

$$\text{g wet sediment (Eq. 13)} + \text{g sea water (Eq. 14)} = \text{g sediment/sea water slurry} \quad [\text{Eq. 15}]$$

This should provide each bottle with 30 g dry sediment in a total volume of 75 mL.

3.3.4. Putting the sediment:seawater slurry in the serum bottles.

a. NOTE: The slurry will need to be constantly stirred to keep the sediment suspended.

b. Place a tared serum bottle on a balance and add the appropriate amount of slurry to the bottle using a funnel. Once the required slurry is in the bottle remove the funnel, add 2–3 drops (25 µL) of a 1 gram/L resazurin dye stock solution. Cap the bottle with a butyl rubber stopper (Bellco Glass, Part #2048–11800) and crimp with an aluminum seal (Bellco Glass Part #2048–11020).

c. Using a plastic tube with a (23-gauge, 1-inch long) needle attached to one side and a nitrogen source to the other, puncture the serum cap with the needle. Puncture the serum cap again with a second needle to sparge the bottle's headspace of residual air for two minutes. The nitrogen should be flowing at no more than 100 mL/min to encourage gentle displacement of oxygenated air with nitrogen. Faster nitrogen flow rates would cause mixing and complete oxygen removal would take much longer. Remove the nitrogen needle first to avoid any initial pressure problems. The second (vent) needle should be removed within 30 seconds of removing the nitrogen needle.

d. Triplicate blank test systems are prepared, with similar quantities of sediment and seawater without any base fluid. Incubate in the dark at a constant temperature of 29 ± 1 °C.

e. Record the test temperature. The test duration is dependent on base fluid performance, but at a maximum should be no more than 275 days. Stop the test after all base fluids have achieved a plateau of gas production. At termination, base fluid concentrations can be verified in the terminated samples by extraction and GC analysis according to Section 8.

4.0. CONCENTRATION VERIFICATION CHEMICAL ANALYSES

a. Because of the difficulty of homogeneously mixing base fluid with sediment, it is important to demonstrate that the base fluid is evenly mixed within the sediment sea water slurry that was added to each bottle. Of the seven serum bottles set up for each test or control condition, three are randomly selected for concentration verification analyses. These should be immediately placed at 4 °C and a sample of sediment from each bottle should be analyzed for base fluid content as soon as possible. The coefficient of variation (CV) for the replicate samples must be less than 20%. The results should show recovery of at least 70% of the spiked base fluid. Use an appropriate analytical procedure described in Section 8 to per-

form the extractions and analyses. If any set of sediments fail the criteria for concentration verification, then the corrective action for that set of sediments is also outlined in Section 8.

b. The nominal concentrations and the measured concentrations from the three bottles selected for concentration verification should be reported for the initial test concentrations. The coefficient of variation (CV) for the replicate samples must be less than 20%. If base fluid content results are not within the 20% CV limit, the test must be stopped and restarted with adequately mixed sediment.

5.0. GAS MONITORING PROCEDURES

Biodegradation is measured by total gas as specified in ISO 11734:1995. Methane production can also be tracked and is described in Section 7.

5.1. TOTAL GAS MONITORING PROCEDURES

Bottles should be brought to room temperature before readings are taken. a. The bottles are observed to confirm that the resazurin has not oxidized to pink or blue. Total gas production in the culture bottles should be measured using a pressure transducer (one source is Biotech International). The pressure readings from test and control cultures are evaluated against a calibration curve created by analyzing the pressure created by known additions of gas to bottles established identically to the culture bottles. Bottles used for the standard curve contain 75 mL of water, and are sealed with the same rubber septa and crimp cap seals used for the bottles containing sediment. After the bottles used in the standard curve have been sealed, a syringe needle inserted through the septa is used to equilibrate the pressure inside the bottles to the outside atmosphere. The syringe needle is removed and known volumes of air are injected into the headspace of the bottles. Pressure readings provide a standard curve relating the volume of gas injected into the bottles and headspace pressure. No less than three points may be used to generate the standard curve. A typical standard curve may use 0, 1, 5, 10, 20 and 40 mL of gas added to the standard curve bottles.

b. The room temperature and barometric pressure (to two digits) should be recorded at the time of sampling. One option for the barometer is Fisher Part #02–400 or 02–401. Gas production by the sediment is expressed in terms of the volume (mL) of gas at standard temperature (0 °C = 273 °K) and pressure (1 atm = 30 inches of Hg) using Eq. 16.

$$V_2 = \frac{P_1 \times V_1 \times T_2}{T_1 \times P_2} \quad [\text{Eq. 16}]$$

Where:

V_2 = Volume of gas production at standard temperature and pressure

P_1 = Barometric pressure on day of sampling (inches of Hg)

V_1 = Volume of gas measured on day of sampling (mL)

T_2 = Standard temperature = 273 °K

T_1 = Temperature on day of sampling (°C + 273 = °K)

P_2 = Standard pressure = 30 inches Hg

c. An estimate can be made of the total volume of anaerobic gas that will be produced in the bottles. The gas production measured for each base fluid can be expressed as a percent of predicted total anaerobic gas production.

5.1.1. Calculate the total amount of carbon in the form of the base fluid present in each bottle.

a. Each bottle is to contain 30 g dry weight sediment. The base fluid concentration is 2,000 mg carbon/kg dry weight sediment. Therefore:

$$2,000 \text{ mg carbon/kg sediment} \times (30 \text{ g} \div 1,000) = 60 \text{ mg carbon per bottle} \quad [\text{Eq. 17}]$$

5.1.2. Theory states that anaerobic microorganisms will convert 1 mole of carbon substrate into 1 mole of total anaerobic gas production.

a. Calculate the number of moles of carbon in each bottle.

b. The molecular weight of carbon is 12 (i.e., 1 mole of carbon = 12 g). Therefore, the number of moles of carbon in each bottle can be calculated.

$$\frac{60 \text{ mg carbon per bottle} / 1,000}{12 \text{ g/mole}} = 0.005 \text{ moles carbon} \quad [\text{Eq. 18}]$$

5.1.3. Calculate the predicted volume of anaerobic gas.

One mole of gas equals 22.4 L (at standard temperature and pressure), therefore,

$$0.005 \text{ moles} \times 22.4 \text{ L} = 0.112 \text{ L (or 112 mL total gas production)} \quad [\text{Eq. 19}]$$

5.2. GAS VENTING

a. If the pressure in the serum bottle is too great for the pressure transducer or syringe, some of the excess gas must be wasted. The best method to do this is to vent the excess gas right after measurement. To do this, remove the barrel from a 10-mL syringe and fill it $\frac{1}{2}$ full with water. This is then inserted into the bottle through the stopper using a small diameter (high gauge) needle. The excess pressure is allowed to vent through the water until the bubbles stop. This allows equalization of the pressure inside the bottle to atmospheric without introducing oxygen. The amount of gas vented (which is equal to the volume determined that day) must be kept track of each time the bottles are vented. A simple way to do this in a spreadsheet format is to have a separate column in which

cumulative vented gas is tabulated. Each time the volume of gas in the cultures is analyzed, the total gas produced is equal to the gas in the culture at that time plus the total of the vented gas.

b. To keep track of the methane lost in the venting procedure, multiply the amount of gas vented each time by the corrected % methane determined on that day. The answer gives the volume of methane wasted. This must be added into the cumulative totals similarly to the total gas additions.

6.0. TEST ACCEPTABILITY AND INTERPRETATION

6.1. TEST ACCEPTABILITY

At day 275 or when gas production has plateaued, whichever is first, the controls are evaluated to confirm that the test has been performed appropriately. In order for

this modification of the closed bottle biodegradation test to be considered acceptable, all the controls must meet the biodegradation levels indicated in Table 1. The inter-

mediate control hexadecene must produce at least 30% of the theoretical gas production. This level may be reexamined after two years and more data has been generated.

TABLE 1—TEST ACCEPTABILITY CRITERIA

Concentration	Percent biodegradability as a function of gas measurement		
	Positive control	Squalane negative control	Hexadecene intermediate control
2,000 mg carbon/kg	≥60% theoretical	≤5% theoretical	≥30% theoretical.

6.2 INTERPRETATION

a. In order for a fluid to pass the closed bottle test, the biodegradation of the base fluid as indicated by the total amount of total gas (or methane) generated once gas production has plateaued (or at the end of

275 days, which ever is first) must be greater than or equal to the volume of gas (or methane) produced by the reference standard (internal elefin or ester).

b. The method for evaluating the data to determine whether a fluid has passed the biodegradation test must use the equations:

$$\frac{\% \text{ Theoretical gas production of reference fluid}}{\% \text{ Theoretical gas production of NAF}} \leq 1.0 \quad [\text{Eq. 20}]$$

Where:

NAF = Stock base fluid being tested for compliance

Reference fluid = C₁₆-C₁₈ internal olefin or C₁₂-C₁₄ or C₈ ester reference fluid

7.0. METHANE MEASUREMENT

7.1. METHANE MONITORING PROCEDURES

a. The use of total gas production alone may result in an underestimation of the actual metabolism occurring since CO₂ is slightly soluble in water. An acceptable alternative method is to monitor methane production and total gas production. This is eas-

ily done using GC analysis. A direct injection of headspace gases can be made into a GC using almost any packed or capillary column with an FID detector. Unless volatile fuels or solvents are present in the test material or the inocula, the only component of the headspace gas that can be detected using an FID detector is methane. The percent methane in the headspace gas is determined by comparing the response of the sample injections to the response from injections of known percent methane standards. The percent methane is corrected for water vapor saturation using Eq. 21 and then converted to a volume of dry methane using Eq. 22.

$$\text{Corrected \% CH}_4 = \frac{\% \text{ CH}_4}{1 - \frac{D \times 22.4 \text{ L/mol}}{18 \text{ g/mol} \times 1,000}} \quad [\text{Eq. 21}]$$

Where:

D = The density of water vapor at saturation (g/m³, can be found in CRC Handbook of

Chemistry and Physics) for the temperature of sampling.

$$V_{\text{CH}_4} (\text{ml}) = (S + V) \times \frac{P - P_w}{T + 273} \times \frac{\text{CH}_4}{100} \times \frac{273}{760} \quad [\text{Eq. 22}]$$

Where:

V_{CH₄} = Volume of methane in the bottle

S = Volume of excess gas production (measured with a pressure transducer)

V = Volume of the headspace in the culture bottle (total volume—liquid phase)

P = Barometric pressure (mm Hg, measured with barometer)

T = Temperature (°C)

P_w = Vapor pressure of water at T (mm Hg, can be found in CRC Handbook of Chemistry and Physics)

CH₄ = % methane in headspace gas (after correction for water vapor)

b. The total volume of serum bottles sold as 125 mL bottles (Wheaton) is 154.8 mL.

c. The volumes of methane produced are then compared to the volumes of methane in the controls to determine if a significant inhibition of methane production or a significant increase of methane production has been observed. Effective statistical analyses are important, as variability in the results is common due to the heterogeneity of the inoculum's source. It is also common to observe that the timing of the initiation of culture activity is not equal in all of the cul-

tures. Expect a great variability over the period when the cultures are active, some replicates will start sooner than others, but all of the replicates should eventually reach similar levels of base fluid degradation and methane production.

7.2. EXPECTED METHANE PRODUCTION CALCULATIONS

a. The amount of methane expected can be calculated using the equation of Symons and Buswell (Eq. 23). In the case of complete mineralization, all of the carbon will appear as either CO₂ or CH₄, thus the total moles of gas produced will be equal to the total moles of carbon in the parent molecule. The use of the Buswell equation allows you to calculate the effects the redox potential will have on the distribution of the products in methanogenic cultures. More reduced electron donors will allow the production of more methane, while more oxidized electron donors will cause a production of more carbon dioxide.

$$\frac{12 \text{ mole CH}_4}{\text{mole hexadecene}} \times \frac{22.4 \text{ L}}{\text{mole CH}_4} \times \frac{1,000}{\text{L}} \times \frac{1 \text{ mole hexadecene}}{224.4 \text{ g hexadecene}} \times \frac{23 \text{ g hexadecene}}{\text{kg dry soil}} \times \frac{0.03 \text{ kg}}{\text{culture}} = 84 \text{ (ml)} \quad [\text{Eq. 24}]$$

b. An example calculation of the expected methane volume in a culture fed 2,000 mg/kg hexadecene is as follows. The application of Symons and Buswell's equation reveals that hexadecene (C₁₆H₃₂) will yield 4 moles of CO₂

and 12 moles of CH₄. Assuming 30 g of dry sediment are added to the bottles with 2,334 mg hexadecene/kg dry sediment (*i.e.*, equivalent to 2,000 mg carbon/kg dry sediment) the calculation is as follows.

$$\frac{12 \text{ mole CH}_4}{\text{mole hexadecene}} \times \frac{22.4 \text{ L}}{\text{mole CH}_4} \times \frac{1,000}{\text{L}} \times \frac{1 \text{ mole hexadecene}}{224.4 \text{ g hexadecene}} \times \frac{23 \text{ g hexadecene}}{\text{kg dry soil}} \times \frac{0.03 \text{ kg}}{\text{culture}} = 84 \text{ (ml)} \quad [\text{Eq. 24}]$$

c. By subtracting the average amount of methane in control bottles from the test bottles and then dividing by the expected volume an evaluation of the completion of the process may be conducted.

8.0. CONCENTRATION VERIFICATION ANALYSIS

The Concentration Verification analysis is required at the beginning of the test to ensure homogeneity and confirm that the required amount of fluid was delivered to the sediments at the start of the test.

8.1. Three samples per fluid need to be analyzed and achieve ≤20% Coefficient of Variability and an average of ≥70% to ≤120% of fluid delivered to sediment.

8.2. If a third party performs the analysis, then the laboratory should be capable of de-

livering the homogeneity data within seven days, in order to identify any samples that do not meet the homogeneity requirement as quickly as possible.

8.3. If one sediment/fluid set, out a multiple set batch of samples, fails these criteria, then that one set of samples must be discarded and a fresh set of spiked sediment prepared, started, and analyzed to ensure homogeneity. The same stock sediment is used to prepare the replacement set(s). The remaining sets do not need to be re-mixed or restarted.

8.4. The re-mixed set(s) will need to be run the additional days as appropriate to ensure that the total number of days is the same for all sets of bottles, even though the specific days are not aligned.

8.5. Re-mixing of bottle sets can be performed multiple times as a result of a failure of the analytical criteria, until the holding time for the stock sediment has expired (60 days). If the problem set(s) has not fallen within the acceptable analytical criteria by then, it must not be part of the batch of bottles run. If the problem batch is one of the controls, and those controls were not successfully prepared when the sediment holding time expired, then the entire test must be restarted.

9.0 PROGRAM QUALITY ASSURANCE AND QUALITY CONTROL

9.1 Calibration

9.1.1. All equipment/instrumentation will be calibrated in accordance with the test method or the manufacturer's instructions and may be scheduled or triggered.

9.1.2. Where possible, standards used in calibration will be traceable to a nationally recognized standard (e.g., certified standard by NIST).

9.1.3. All calibration activities will be documented and the records retained.

9.1.4. The source, lot, batch number, and expiration date of all reagents used will be documented and retained.

9.2. Maintenance

9.2.1. All equipment/instrumentation will be maintained in accordance with the test method or the manufacturer's instructions and may be scheduled or triggered.

9.2.2. All maintenance activities will be documented and the records retained.

9.3. Data Management and Handling

9.3.1. All primary (raw) data will be correct, complete, without selective reporting, and will be maintained.

9.3.2. Hand-written data will be recorded in lab notebooks or electronically at the time of observation.

9.3.3. All hand-written records will be legible and amenable to reproduction by electrostatic copiers.

9.3.4. All changes to data or other records will be made by:

- a. Using a single line to mark-through the erroneous entry (maintaining original data legibility).
- b. Write the revision.
- c. Initial, date, and provide revision code (see attached or laboratory's equivalent).

9.3.5. All data entry, transcriptions, and calculations will be verified by a qualified person.

a. Verification will be documented by initials of verifier and date.

9.3.6. Procedures will be in place to address data management procedures used (at minimum):

- a. Significant figures.

- b. Rounding practices.
- c. Identification of outliers in data series.
- d. Required statistics.

9.4. Document Control

9.4.1. All technical procedures, methods, work instructions, standard operating procedures must be documented and approved by laboratory management prior to the implementation.

9.4.2. All primary data will be maintained by the contractor for a minimum of five (5) years.

9.5. Personnel and Training

9.5.1. Only qualified personnel shall perform laboratory activities.

9.5.2. Records of staff training and experience will be available. This will include initial and refresher training (as appropriate).

9.6. Test Performance

9.6.1. All testing will be done in accordance with the specified test methods.

9.6.2. Receipt, arrival condition, storage conditions, dispersal, and accountability of the test article will be documented and maintained.

9.6.3. Receipt or production, arrival or initial condition, storage conditions, dispersal, and accountability of the test matrix (e.g., sediment or artificial seawater) will be documented and maintained.

9.6.4. Source, receipt, arrival condition, storage conditions, dispersal, and accountability of the test organisms (including inoculum) will be documented and maintained.

9.6.5. Actual concentrations administered at each treatment level will be verified by appropriate methodologies.

9.6.6. Any data originating at a different laboratory will be identified and the laboratory fully referenced in the final report.

9.7. *The following references identify analytical methods that have historically been successful for achieving the analytical quality criteria.*

9.7.1. Continental Shelf Associates Report 1998. Joint EPA/Industry Screening Survey to Assess the Deposition of Drill Cuttings and Associated Synthetic Based Mud on the Seabed of the Louisiana Continental Shelf, Gulf of Mexico. Analysis by Charlie Henry Report Number IES/RCAT97-36 GC-FID and GC/MS.

9.7.2. EPA Method 3550 for extraction with EPA Method 8015 for GC-FID. EPA Method 3550C, Revision 3. February 2007. Ultrasonic Extraction. EPA Method 8015C, Revision 3. February 2007. Nonhalogenated Organics by Gas Chromatography.

9.7.3. Chandler, J.E., S.P. Rabke, and A.J.J. Leuterma. 1999. Predicting the Potential Impact of Synthetic-Based Muds With the

Use of Biodegradation Studies. Society of Petroleum Engineers SPE 52742.

9.7.4. Chandler, J.E., B. Lee, S.P. Rabke, J.M. Gelliff, R. Stauffer, and J. Hein. 2000. Modification of a Standardized Anaerobic Biodegradation Test to Discriminate Performance of Various Non-Aqueous Base Fluids. Society of Petroleum Engineers SPE 61203.

9.7.5. Munro, P.D., B. Croce, C.F. Moffet, N.A. Brown, A.D. McIntosh, S.J. Hird, and R.M. Stagg. 1998. Solid-Phase Test for Comparison for Degradation Rates of Synthetic Mud Base Fluids Used in the Off-shore Drilling Industry. *Environ. Toxicol. Chem.* 17:1951-1959.

9.7.6. Webster, L., P.R. Mackie, S.J. Hird, P.D. Munro, N.A. Brown, and C.F. Moffat. 1997. Development of Analytical Methods for the Determination of Synthetic Mud Base Fluids in Marine Sediments. *The Analyst* 122:1485-1490.

9.8 The following standards are approved for incorporation by reference by the Director of the Federal Register in accordance with 5 U.S.C. 552(a) and 1 CFR part 51. Copies may also be inspected at EPA's Water Docket, 1200 Pennsylvania Ave. NW., Washington, DC 20460 and at the National Archives and Records Administration (NARA). For information on the availability of this material at NARA, call 202-741-6030, or go to: http://www.archives.gov/federal_register/code_of_federal_regulations/ibr_locations.html.

9.8.1 ASTM International. Available from ASTM International, 100 Barr Harbor Drive, P.O. Box C700, West Conshohocken, PA 19428-2959, or online at <http://www.astm.org>.

9.8.1.1 ASTM D5291-96, Standard Test Methods for Instrumental Determination of Carbon, Hydrogen, and Nitrogen in Petroleum Products and Lubricants, approved April 10, 1996.

9.8.1.2 ASTM D2974-07a, Standard Test Methods for Moisture, Ash, and Organic Matter of Peat and Other Organic Soils, approved March 15, 2007.

[77 FR 29837, May 18, 2012]

APPENDIX 5 TO SUBPART A OF PART 435—DETERMINATION OF CRUDE OIL CONTAMINATION IN NON-AQUEOUS DRILLING FLUIDS BY GAS CHROMATOGRAPHY/MASS SPECTROMETRY (GC/MS) (EPA METHOD 1655)

1.0 SCOPE AND APPLICATION

1.1 This method determines crude (formation) oil contamination, or other petroleum oil contamination, in non-aqueous drilling fluids (NAFs) by comparing the gas chromatography/mass spectrometry (GC/MS) fingerprint scan and extracted ion scans of the test

sample to that of an uncontaminated sample.

1.2 This method can be used for monitoring oil contamination of NAFs or monitoring oil contamination of the base fluid used in the NAF formulations.

1.3 Any modification of this method beyond those expressly permitted shall be considered as a major modification subject to application and approval of alternative test procedures under 40 CFR 136.4 and 136.5.

1.4 The gas chromatography/mass spectrometry portions of this method are restricted to use by, or under the supervision of analysts experienced in the use of GC/MS and in the interpretation of gas chromatograms and extracted ion scans. Each laboratory that uses this method must generate acceptable results using the procedures described in Sections 7, 9.2, and 12 of this appendix.

2.0 SUMMARY OF METHOD

2.1 Analysis of NAF for crude oil contamination is a step-wise process. The analyst first performs a qualitative assessment of the presence or absence of crude oil in the sample. If crude oil is detected during this qualitative assessment, the analyst must perform a quantitative analysis of the crude oil concentration.

2.2 A sample of NAF is centrifuged to obtain a solids free supernate.

2.3 The test sample is prepared by removing an aliquot of the solids free supernate, spiking it with internal standard, and analyzing it using GC/MS techniques. The components are separated by the gas chromatograph and detected by the mass spectrometer.

2.4 Qualitative identification of crude oil contamination is performed by comparing the Total Ion Chromatograph (TIC) scans and Extracted Ion Profile (EIP) scans of test sample to that of uncontaminated base fluids, and examining the profiles for chromatographic signatures diagnostic of oil contamination.

2.5 The presence or absence of crude oil contamination observed in the full scan profiles and selected extracted ion profiles determines further sample quantitation and reporting requirements.

2.6 If crude oil is detected in the qualitative analysis, quantitative analysis must be performed by calibrating the GC/MS using a designated NAF spiked with known concentrations of a designated oil.

2.7 Quality is assured through reproducible calibration and testing of GC/MS system and through analysis of quality control samples.

3.0 DEFINITIONS

3.1 A NAF is one in which the continuous—phase is a water immiscible fluid such

as an oleaginous material (e.g., mineral oil, enhance mineral oil, paraffinic oil, or synthetic material such as olefins and vegetable esters).

3.2 TIC—Total Ion Chromatograph.

3.3 EIP—Extracted Ion Profile.

3.4 TCB—1,3,5-trichlorobenzene is used as the internal standard in this method.

3.5 SPTM—System Performance Test Mix standards are used to establish retention times and monitor detection levels.

4.0 INTERFERENCES AND LIMITATIONS

4.1 Solvents, reagents, glassware, and other sample processing hardware may yield artifacts and/or elevated baselines causing misinterpretation of chromatograms.

4.2 All Materials used in the analysis shall be demonstrated to be free from interferences by running method blanks. Specific selection of reagents and purification of solvents by distillation in all-glass systems may be required.

4.3 Glassware shall be cleaned by rinsing with solvent and baking at 400 °C for a minimum of 1 hour.

4.4 Interferences may vary from source to source, depending on the diversity of the samples being tested.

4.5 Variations in and additions of base fluids and/or drilling fluid additives (emulsifiers, dispersants, fluid loss control agents, etc.) might also cause interferences and misinterpretation of chromatograms.

4.6 Difference in light crude oils, medium crude oils, and heavy crude oils will result in different responses and thus different interpretation of scans and calculated percentages.

5.0 SAFETY

5.1 The toxicity or carcinogenicity of each reagent used in this method has not been precisely determined; however each chemical shall be treated as a potential health hazard. Exposure to these chemicals should be reduced to the lowest possible level.

5.2 Unknown samples may contain high concentration of volatile toxic compounds. Sample containers should be opened in a hood and handled with gloves to prevent exposure. In addition, all sample preparation should be conducted in a fume hood to limit the potential exposure to harmful contaminants.

5.3 This method does not address all safety issues associated with its use. The laboratory is responsible for maintaining a safe work environment and a current awareness file of OSHA regulations regarding the safe handling of the chemicals specified in this method. A reference file of material safety data sheets (MSDSs) shall be available to all personnel involved in these analyses. Addi-

tional references to laboratory safety can be found in References 16.1 through 16.3.

5.4 NAF base fluids may cause skin irritation, protective gloves are recommended while handling these samples.

6.0 APPARATUS AND MATERIALS

NOTE: Brand names, suppliers, and part numbers are for illustrative purposes only. No endorsement is implied. Equivalent performance may be achieved using apparatus and materials other than those specified here, but demonstration of equivalent performance meeting the requirements of this method is the responsibility of the laboratory.

6.1 Equipment for glassware cleaning.

6.1.1 Laboratory sink with overhead fume hood.

6.1.2 Kiln—Capable of reaching 450 °C within 2 hours and holding 450 °C within ± 10 °C, with temperature controller and safety switch (Cress Manufacturing Co., Santa Fe Springs, CA B31H or X31TS or equivalent).

6.2 Equipment for sample preparation.

6.2.1 Laboratory fume hood.

6.2.2 Analytical balance—Capable of weighing 0.1 mg.

6.2.3 Glassware.

6.2.3.1 Disposable pipettes—Pasteur, 150 mm long by 5 mm ID (Fisher Scientific 13-678-6A, or equivalent) baked at 400 °C for a minimum of 1 hour.

6.2.3.2 Glass volumetric pipettes or gas tight syringes—1.0-mL $\pm 1\%$ and 0.5-mL $\pm 1\%$.

6.2.3.3 Volumetric flasks—Glass, class A, 10-mL, 50-mL and 100-mL.

6.2.3.4—Sample vials—Glass, 1- to 3-mL (baked at 400 °C for a minimum of 1 hour) with PTFE-lined screw or crimp cap.

6.2.3.5 Centrifuge and centrifuge tubes—Centrifuge capable of 10,000 rpm, or better, (International Equipment Co., IEC Centra MP4 or equivalent) and 50-mL centrifuge tubes (Nalgene, Ultratube, Thin Wall 25 \times 89 mm, #3410-2539).

6.3 Gas Chromatograph/Mass Spectrometer (GC/MS):

6.3.1 Gas Chromatograph—An analytical system complete with a temperature-programmable gas chromatograph suitable for split/splitless injection and all required accessories, including syringes, analytical columns, and gases.

6.3.1.1 Column—30 m (or 60 m) \times 0.32 mm ID (or 0.25 mm ID) 1 μ m film thickness (or 0.25 μ m film thickness) silicone-coated fused-silica capillary column (J&W Scientific DB-5 or equivalent).

6.3.2 Mass Spectrometer—Capable of scanning from 35 to 600 amu every 1 sec or less, using 70 volts (nominal) electron energy in the electron impact ionization mode (Hewlett Packard 5970MS or comparable).

6.3.3 GC/MS interface—the interface is a capillary-direct interface from the GC to the MS.

6.3.4—Data system—A computer system must be interfaced to the mass spectrometer. The system must allow the continuous acquisition and storage on machine-readable media of all mass spectra obtained throughout the duration of the chromatographic program. The computer must have software that can search any GC/MS data file for ions of a specific mass and that can plot such ion abundance versus retention time or scan number. This type of plot is defined as an Extracted Ion Current Profile (EIP). Software must also be available that allows integrating the abundance in any total ion chromatogram (TIC) or EIP between specified retention time or scan-number limits. It is advisable that the most recent version of the EPA/NIST Mass Spectral Library be available.

7.0 REAGENTS AND STANDARDS

7.1 Methylene chloride—Pesticide grade or equivalent. Use when necessary for sample dilution.

7.2 Standards—Prepare from pure individual standard materials or purchase as certified solutions. If compound purity is 96% or greater, the weight may be used without correction to compute the concentration of the standard.

7.2.1 Crude Oil Reference—Obtain a sample of a crude oil with a known API gravity. This oil shall be used in the calibration procedures.

7.2.2 Synthetic Base Fluid—Obtain a sample of clean internal olefin (IO) Lab drilling fluid (as sent from the supplier—has not been circulated downhole). This drilling fluid shall be used in the calibration procedures.

7.2.3 Internal standard—Prepare a 0.01 g/mL solution of 1,3,5-trichlorobenzene (TCB). Dissolve 1.0 g of TCB in methylene chloride and dilute to volume in a 100-mL volumetric flask. Stopper, vortex, and transfer the solution to a 150-mL bottle with PTFE-lined cap. Label appropriately, and store at -5°C to 20°C . Mark the level of the meniscus on the bottle to detect solvent loss.

7.2.4 GC/MS system performance test mix (SPTM) standards—The SPTM standards shall contain octane, decane, dodecane, tetradecane, tetradecene, toluene, ethylbenzene, 1,2,4-trimethylbenzene, 1-methylnaphthalene and 1,3-dimethylnaphthalene. These compounds can be purchased individually or obtained as a mixture (*i.e.*, Supelco, Catalog No. 4-7300). Prepare a high concentration of the SPTM standard at 62.5 mg/mL in methylene chloride. Prepare a medium concentration SPTM standard at 1.25 mg/mL by transferring 1.0 mL of the 62.5 mg/mL solution into a 50 mL volumetric flask and diluting to the mark with methylene chloride. Finally, prepare a low concentration SPTM standard at 0.125 mg/mL by transferring 1.0 mL of the 1.25 mg/mL solution into a 10-mL volumetric flask

and diluting to the mark with methylene chloride.

7.2.5 Crude oil/drilling fluid calibration standards—Prepare a 4-point crude oil/drilling fluid calibration at concentrations of 0% (no spike—clean drilling fluid), 0.5%, 1.0%, and 2.0% by weight according to the procedures outlined in this appendix using the Reference Crude Oil:

7.2.5.1 Label 4 jars with the following identification: Jar 1—0%Ref-IOLab, Jar 2—0.5%Ref-IOLab, Jar 3—1%Ref-IOLab, and Jar 4—2%Ref-IOLab.

7.2.5.2 Weigh 4, 50-g aliquots of well mixed IO Lab drilling fluid into each of the 4 jars.

7.2.5.3 Add Reference Oil at 0.5%, 1.0%, and 2.0% by weight to jars 2, 3, and 4 respectively. Jar 1 shall not be spiked with Reference Oil in order to retain a “0%” oil concentration.

7.2.5.4 Thoroughly mix the contents of each of the 4 jars, using clean glass stirring rods.

7.2.5.5 Transfer (weigh) a 30-g aliquot from Jar 1 to a labeled centrifuge tube. Centrifuge the aliquot for a minimum of 15 min at approximately 15,000 rpm, in order to obtain a solids free supernate. Weigh 0.5 g of the supernate directly into a tared and appropriately labeled GC straight vial. Spike the 0.5-g supernate with 500 μL of the 0.01g/mL 1,3,5-trichlorobenzene internal standard solution (*see* Section 7.2.3 of this appendix), cap with a Teflon lined crimp cap, and vortex for ca. 10 sec.

7.2.5.6 Repeat step 7.2.5.5 except use an aliquot from Jar 2.

7.2.5.7 Repeat step 7.2.5.5 except use an aliquot from Jar 3.

7.2.5.8 Repeat step 7.2.5.5 except use an aliquot from Jar 4.

7.2.5.9 These 4 crude/oil drilling fluid calibration standards are now used for qualitative and quantitative GC/MS analysis.

7.2.6 Precision and recovery standard (mid level crude oil/drilling fluid calibration standard)—Prepare a mid point crude oil/drilling fluid calibration using IO Lab drilling fluid and Reference Oil at a concentration of 1.0% by weight. Prepare this standard according to the procedures outlined in Section 7.2.5.1 through 7.2.5.5 of this appendix, with the exception that only “Jar 3” needs to be prepared. Remove and spike with internal standard, as many 0.5-g aliquots as needed to complete the GC/MS analysis (*see* Section 11.6 of this appendix—bracketing authentic samples every 12 hours with precision and recovery standard) and the initial demonstration exercise described in Section 9.2 of this appendix.

7.2.7 Stability of standards

7.2.7.1 When not used, standards shall be stored in the dark, at -5 to -20°C in screw-capped vials with PTFE-lined lids. Place a mark on the vial at the level of the solution so that solvent loss by evaporation can be

detected. Bring the vial to room temperature prior to use.

7.2.7.2 Solutions used for quantitative purposes shall be analyzed within 48 hours of preparation and on a monthly basis thereafter for signs of degradation. A standard shall remain acceptable if the peak area remains within $\pm 15\%$ of the area obtained in the initial analysis of the standard.

8.0 SAMPLE COLLECTION PRESERVATION AND STORAGE

8.1 Collect NAF and base fluid samples in 100- to 200-mL glass bottles with PTFE- or aluminum foil lined caps.

8.2 Samples collected in the field shall be stored refrigerated until time of preparation.

8.3 Sample and extract holding times for this method have not yet been established. However, based on initial experience with the method, samples should be analyzed within seven to ten days of collection and extracts should be analyzed within seven days of preparation.

8.4 After completion of GC/MS analysis, extracts shall be refrigerated at 4 °C until further notification of sample disposal.

9.0 QUALITY CONTROL

9.1 Each laboratory that uses this method is required to operate a formal quality assurance program (Reference 16.4). The minimum requirements of this program shall consist of an initial demonstration of laboratory capability, and ongoing analysis of standards, and blanks as a test of continued performance, analyses of spiked samples to assess accuracy and analysis of duplicates to assess precision. Laboratory performance shall be compared to established performance criteria to determine if the results of analyses meet the performance characteristics of the method.

9.1.1 The analyst shall make an initial demonstration of the ability to generate acceptable accuracy and precision with this method. This ability shall be established as described in Section 9.2 of this appendix.

9.1.2 The analyst is permitted to modify this method to improve separations or lower the cost of measurements, provided all performance requirements are met. Each time a modification is made to the method, the analyst is required to repeat the calibration (Section 10.4 of this appendix) and to repeat the initial demonstration procedure described in Section 9.2 of this appendix.

9.1.3 Analyses of blanks are required to demonstrate freedom from contamination. The procedures and criteria for analysis of a blank are described in Section 9.3 of this appendix.

9.1.4 Analysis of a matrix spike sample is required to demonstrate method accuracy. The procedure and QC criteria for spiking are described in Section 9.4 of this appendix.

9.1.5 Analysis of a duplicate field sample is required to demonstrate method precision. The procedure and QC criteria for duplicates are described in Section 9.5 of this appendix.

9.1.6 Analysis of a sample of the clean NAF(s) (as sent from the supplier—*i.e.*, has not been circulated downhole) used in the drilling operations is required.

9.1.7 The laboratory shall, on an ongoing basis, demonstrate through calibration verification and the analysis of the precision and recovery standard (Section 7.2.6 of this appendix) that the analysis system is in control. These procedures are described in Section 11.6 of this appendix.

9.1.8 The laboratory shall maintain records to define the quality of data that is generated.

9.2 Initial precision and accuracy—The initial precision and recovery test shall be performed using the precision and recovery standard (1% by weight Reference Oil in IO Lab drilling fluid). The laboratory shall generate acceptable precision and recovery by performing the following operations.

9.2.1 Prepare four separate aliquots of the precision and recovery standard using the procedure outlined in Section 7.2.6 of this appendix. Analyze these aliquots using the procedures outlined in Section 11 of this appendix.

9.2.2 Using the results of the set of four analyses, compute the average recovery (\bar{X}) in weight percent and the standard deviation of the recovery(s) for each sample.

9.2.3 If s and \bar{X} meet the acceptance criteria of 80% to 110%, system performance is acceptable and analysis of samples may begin. If, however, s exceeds the precision limit or \bar{X} falls outside the range for accuracy, system performance is unacceptable. In this event, review this method, correct the problem, and repeat the test.

9.2.4 Accuracy and precision—The average percent recovery (\bar{P}) and the standard deviation of the percent recovery (S_p) Express the accuracy assessment as a percent recovery interval from $\bar{P} - 2S_p$ to $\bar{P} + 2S_p$. For example, if $\bar{P} = 90\%$ and $S_p = 10\%$ for four analyses of crude oil in NAF, the accuracy interval is expressed as 70% to 110%. Update the accuracy assessment on a regular basis.

9.3 Blanks—Rinse glassware and centrifuge tubes used in the method with 30 mL of methylene chloride, remove a 0.5-g aliquot of the solvent, spike it with the 500 μ L of the internal standard solution (Section 7.2.3 of this appendix) and analyze a 1- μ L aliquot of the blank sample using the procedure in Section 11 of this appendix. Compute results per Section 12 of this appendix.

9.4 Matrix spike sample—Prepare a matrix spike sample according to procedure outlined in Section 7.2.6 of this appendix. Analyze the sample and calculate the concentration (% oil) in the drilling fluid and % recovery of oil from the spiked drilling fluid

using the methods described in Sections 11 and 12 of this appendix.

9.5 Duplicates—A duplicate field sample shall be prepared and analyzed according to Section 11. The relative percent difference (RPD) of the calculated concentrations shall be less than 15%.

9.5.1 Analyze each of the duplicates per the procedure in Section 11 of this appendix and compute the results per Section 12 of this appendix.

9.5.2 Calculate the relative percent difference (RPD) between the two results per the following equation:

$$RPD = \frac{|D_1 - D_2|}{[(D_1 + D_2) / 2]} \times 100$$

where:

D₁ = Concentration of crude oil in the sample; and

D₂ = Concentration of crude oil in the duplicate sample.

9.5.3 If the RPD criteria are not met, the analytical system shall be judged to be out of control, and the problem must be immediately identified and corrected, and the sample batch re-analyzed.

9.6 A clean NAF sample shall be prepared and analyzed according to Section 11. Ultimately the oil-equivalent concentration from the TIC or EIP signal measured in the clean NAF sample shall be subtracted from the corresponding authentic field samples in order to calculate the true contaminant concentration (% oil) in the field samples (see Section 12).

9.7 The specifications contained in this method can be met if the apparatus used is calibrated properly, and maintained in a calibrated state. The standards used for initial precision and recovery (Section 9.2 of this appendix) and ongoing precision and recovery (Section 11.6 of this appendix) shall be identical, so that the most precise results will be obtained. The GC/MS instrument will provide the most reproducible results if dedicated to the setting and conditions required for the analyses given in this method.

9.8 Depending on specific program requirements, field replicates and field spikes of crude oil into samples may be required when this method is used to assess the precision and accuracy of the sampling and sample transporting techniques.

10.0 CALIBRATION

10.1 Establish gas chromatographic/mass spectrometer operating conditions given in Table 1 of this appendix. Perform the GC/MS system hardware-tune as outlined by the manufacture. The gas chromatograph shall be calibrated using the internal standard technique.

NOTE: Because each GC is slightly different, it may be necessary to adjust the op-

erating conditions (carrier gas flow rate and column temperature and temperature program) slightly until the retention times in Table 2 of this appendix are met.

TABLE 1—GAS CHROMATOGRAPH/MASS SPECTROMETER (GC/MS) OPERATION CONDITIONS

Parameter	Setting
Injection pot	280 °C
Transfer line	280 °C
Detector	280 °C
Initial Temperature	50 °C
Initial Time	5 minutes
Ramp	50 to 300 °C @ 5 °C per minute
Final Temperature	300 °C
Final Hold	20 minutes or until all peaks have eluted
Carrier Gas	Helium
Flow rate	As required for standard operation
Split ratio	As required to meet performance criteria (~1:100)
Mass range	35 to 600 amu

TABLE 2—APPROXIMATE RETENTION TIME FOR COMPOUNDS

Compound	Approximate retention time (minutes)
Toluene	5.6
Octane, n-C ₈	7.2
Ethylbenzene	10.3
1,2,4-Trimethylbenzene	16.0
Decane, -C ₁₀	16.1
TCB (Internal Standard)	21.3
Dodecane, -C ₁₂	22.9
1-Methylnaphthalene	26.7
1-Tetradecene	28.4
Tetradecane, -C ₁₄	28.7
1,3-Dimethylnaphthalene	29.7

10.2 Internal standard calibration procedure—1,3,5-trichlorobenzene (TCB) has been shown to be free of interferences from diesel and crude oils and is a suitable internal standard.

10.3 The system performance test mix standards prepared in Section 7.2.4 of this appendix shall be used to establish retention times and establish qualitative detection limits.

10.3.1 Spike a 500-mL aliquot of the 1.25 mg/mL SPTM standard with 500 µL of the TCB internal standard solution.

10.3.2 Inject 1.0 µL of this spiked SPTM standard onto the GC/MS in order to demonstrate proper retention times. For the GC/MS used in the development of this method, the ten compounds in the mixture had typical retention times shown in Table 2 of this appendix. Extracted ion scans for m/z 91 and 105 showed a maximum abundance of 400,000.

10.3.3 Spike a 500-mL aliquot of the 0.125 mg/mL SPTM standard with 500 µL of the TCB internal standard solution.

10.3.4 Inject 1.0 μL of this spiked SPTM standard onto the GC/MS to monitor detectable levels. For the GC/MS used in the development of this test, all ten compounds showed a minimum peak height of three times signal to noise. Extracted ion scans for m/z 91 and 105 showed a maximum abundance of 40,000.

10.4 GC/MS crude oil/drilling fluid calibration—There are two methods of quantification: Total Area Integration (C_8 – C_{13}) and EIP Area Integration using m/z 's 91 and 105. The Total Area Integration method should be used as the primary technique for quantifying crude oil in NAFs. The EIP Area Integration method should be used as a confirmatory technique for NAFs. However, the EIP Area Integration method shall be used as the primary method for quantifying oil in enhanced mineral oil (EMO) based drilling fluid. Inject 1.0 μL of each of the four crude oil/drilling fluid calibration standards prepared in Section 7.2.5 of this appendix into the GC/MS. The internal standard should elute approximately 21–22 minutes after injection. For the GC/MS used in the development of this method, the internal standard peak was (35 to 40)% of full scale at an abundance of about $3.5e + 07$.

10.4.1 Total Area Integration Method—For each of the four calibration standards obtain the following: Using a straight baseline integration technique, obtain the total ion chromatogram (TIC) area from C_8 to C_{13} . Obtain the TIC area of the internal standard (TCB). Subtract the TCB area from the C_8 – C_{13} area to obtain the true C_8 – C_{13} area. Using the C_8 – C_{13} and TCB areas, and known internal standard concentration, generate a linear regression calibration using the internal standard method. The r^2 value for the linear regression curve shall be greater than or equal to 0.998. Some synthetic fluids might have peaks that elute in the window and would interfere with the analysis. In this case the integration window can be shifted to other areas of scan where there are no interfering peaks from the synthetic base fluid.

10.4.2 EIP Area Integration—For each of the four calibration standards generate Extracted Ion Profiles (EIPs) for m/z 91 and 105. Using straight baseline integration techniques, obtain the following EIP areas:

10.4.2.1 For m/z 91 integrate the area under the curve from approximately 9 minutes to 21–22 minutes, just prior to but not including the internal standard.

10.4.2.2 For m/z 105 integrate the area under the curve from approximately 10.5 minutes to 26.5 minutes.

10.4.2.3 Obtain the internal standard area from the TCB in each of the four calibration standards, using m/z 180.

10.4.2.4 Using the EIP areas for TCB, m/z 91 and m/z 105, and the known concentration of internal standard, generate linear regres-

sion calibration curves for the target ions 91 and 105 using the internal standard method. The r^2 value for each of the EIP linear regression curves shall be greater than or equal to 0.998.

10.4.2.5 Some base fluids might produce a background level that would show up on the extracted ion profiles, but there should not be any real peaks (signal to noise ratio of 1:3) from the clean base fluids.

11.0 PROCEDURE

11.1 Sample Preparation—

11.1.1 Mix the authentic field sample (drilling fluid) well. Transfer (weigh) a 30-g aliquot of the sample to a labeled centrifuge tube.

11.1.2 Centrifuge the aliquot for a minimum of 15 min at approximately 15,000 rpm, in order to obtain a solids free supernate.

11.1.3 Weigh 0.5 g of the supernate directly into a tared and appropriately labeled GC straight vial.

11.1.4 Spike the 0.5-g supernate with 500 μL of the 0.01g/mL 1,3,5-trichlorobenzene internal standard solution (*see* Section 7.2.3 of this appendix), cap with a Teflon lined crimp cap, and vortex for ca. 10 sec.

11.1.5 The sample is ready for GC/MS analysis.

11.2 Gas Chromatography.

Table 1 of this appendix summarizes the recommended operating conditions for the GC/MS. Retention times for the n-alkanes obtained under these conditions are given in Table 2 of this appendix. Other columns, chromatographic conditions, or detectors may be used if initial precision and accuracy requirements (Section 9.2 of this appendix) are met. The system shall be calibrated according to the procedures outlined in Section 10 of this appendix, and verified every 12 hours according to Section 11.6 of this appendix.

11.2.1 Samples shall be prepared (extracted) in a batch of no more than 20 samples. The batch shall consist of 20 authentic samples, 1 blank (Section 9.3 of this appendix), 1 matrix spike sample (9.4), and 1 duplicate field sample (9.5), and a prepared sample of the corresponding clean NAF used in the drilling process.

11.2.2 An analytical sequence shall be analyzed on the GC/MS where the 3 SPTM standards (Section 7.2.4 of this appendix) containing internal standard are analyzed first, followed by analysis of the four GC/MS crude oil/drilling fluid calibration standards (Section 7.2.5 of this appendix), analysis of the blank, matrix spike sample, the duplicate sample, the clean NAF sample, followed by the authentic samples.

11.2.3 Samples requiring dilution due to excessive signal shall be diluted using methylene chloride.

11.2.4 Inject 1.0 μ L of the test sample or standard into the GC, using the conditions in Table 1 of this appendix.

11.2.5 Begin data collection and the temperature program at the time of injection.

11.2.6 Obtain a TIC and EIP fingerprint scans of the sample (Table 3 of this appendix).

11.2.7 If the area of the C_8 to C_{13} peaks exceeds the calibration range of the system, dilute a fresh aliquot of the test sample weighing 0.50-g and re-analyze.

11.2.8 Determine the C_8 to C_{13} TIC area, the TCB internal standard area, and the areas for the m/z 91 and 105 EIPs. These shall be used in the calculation of oil concentration in the samples (see Section 12 of this appendix).

TABLE 3—RECOMMENDED ION MASS NUMBERS

Selected ion mass numbers	Corresponding aromatic compounds	Typical retention time (minutes)
91	Methylbenzene	6.0
	Ethylbenzene	10.3
	1,4-Dimethylbenzene	10.9
	1,3-Dimethylbenzene	10.9
	1,2-Dimethylbenzene	11.9
105	1,3,5-Trimethylbenzene	15.1
	1,2,4-Trimethylbenzene	16.0
	1,2,3-Trimethylbenzene	17.4
156	2,6-Dimethylnaphthalene	28.9
	1,2-Dimethylnaphthalene	29.4
	1,3-Dimethylnaphthalene	29.7

11.2.9 Observe the presence of peaks in the EIPs that would confirm the presence of any target aromatic compounds. Using the EIP areas and EIP linear regression calibrations compare the abundance of the aromatic peaks, and if appropriate, determine approximate crude oil contamination in the sample for each of the target ions.

11.3 Qualitative Identification—See Section 17 of this method for schematic flow-chart.

11.3.1 Qualitative identification shall be accomplished by comparison of the TIC and EIP area data from an authentic sample to the TIC and EIP area data from the calibration standards (see Section 10.4). Crude oil shall be identified by the presence of C_{10} to C_{13} n-alkanes and corresponding target aromatics.

11.3.2 Using the calibration data, establish the identity of the C_8 to C_{13} peaks in the chromatogram of the sample. Using the calibration data, establish the identity of any target aromatics present on the extracted ion scans.

11.3.3 Crude oil is not present in a detectable amount in the sample if there are no target aromatics seen on the extracted ion scans. The experience of the analyst shall weigh heavily in the determination of the presence of peaks at a signal-to-noise ratio of 3 or greater.

11.3.4 If the chromatogram shows n-alkanes from C_8 to C_{13} and target aromatics to be present, contamination by crude oil or diesel shall be suspected and quantitative analysis shall be determined. If there are no n-alkanes present that are not seen on the blank, and no target aromatics are seen, the sample can be considered to be free of contamination.

11.4 Quantitative Identification—

11.4.1 Determine the area of the peaks from C_8 to C_{13} as outlined in the calibration section (10.4.1 of this appendix). If the area of the peaks for the sample is greater than that for the clean NAF (base fluid) use the crude oil/drilling fluid calibration TIC linear regression curve to determine approximate crude oil contamination.

11.4.2 Using the EIPs outlined in Section 10.4.2 of this appendix, determine the presence of any target aromatics. Using the integration techniques outlined in Section 10.4.2 of this appendix, obtain the EIP areas for m/z 91 and 105. Use the crude oil/drilling fluid calibration EIP linear regression curves to determine approximate crude oil contamination.

11.5 Complex Samples—

11.5.1 The most common interferences in the determination of crude oil can be from mineral oil, diesel oil, and proprietary additives in drilling fluids.

11.5.2 Mineral oil can typically be identified by its lower target aromatic content, and narrow range of strong peaks.

11.5.3 Diesel oil can typically be identified by low amounts of n-alkanes from C_7 to C_9 , and the absence of n-alkanes greater than C_{25} .

11.5.4 Crude oils can usually be distinguished by the presence of high aromatics, increased intensities of C_8 to C_{13} peaks, and/or the presence of higher hydrocarbons of C_{25} and greater (which may be difficult to see in some synthetic fluids at low contamination levels).

11.5.4.1 Oil condensates from gas wells are low in molecular weight and will normally produce strong chromatographic peaks in the C_8 – C_{13} range. If a sample of the gas condensate crude oil from the formation is available, the oil can be distinguished from other potential sources of contamination by using it to prepare a calibration standard.

11.5.4.2 Asphaltene crude oils with API gravity <20 may not produce chromatographic peaks strong enough to show contamination at levels of the calibration. Extracted ion peaks should be easier to see than increased intensities for the C_8 to C_{13} peaks. If a sample of asphaltene crude from the formation is available, a calibration standard shall be prepared.

11.6 System and Laboratory Performance—

11.6.1 At the beginning of each 8-hour shift during which analyses are performed,

GC crude oil/drilling fluid calibration and system performance test mixes shall be verified. For these tests, analysis of the medium-level calibration standard (1-% Reference Oil in IO Lab drilling fluid, and 1.25 mg/mL SPTM with internal standard) shall be used to verify all performance criteria. Adjustments and/or re-calibration (per Section 10 of this appendix) shall be performed until all performance criteria are met. Only after all performance criteria are met may samples and blanks be analyzed.

11.6.2 Inject 1.0 µL of the medium-level GC/MS crude oil/drilling fluid calibration standard into the GC instrument according to the procedures in Section 11.2 of this appendix. Verify that the linear regression curves for both TIC area and EIP areas are

still valid using this continuing calibration standard.

11.6.3 After this analysis is complete, inject 1.0 µL of the 1.25 mg/mL SPTM (containing internal standard) into the GC instrument and verify the proper retention times are met (*see* Table 2 of this appendix).

11.6.4 Retention times—Retention time of the internal standard. The absolute retention time of the TCB internal standard shall be within the range 21.0 ±0.5 minutes. Relative retention times of the n-alkanes: The retention times of the n-alkanes relative to the TCB internal standard shall be similar to those given in Table 2 of this appendix.

11.6.17 Schematic Flowchart for Qualitative Identification

6.17 Schematic Flowchart for Qualitative Identification

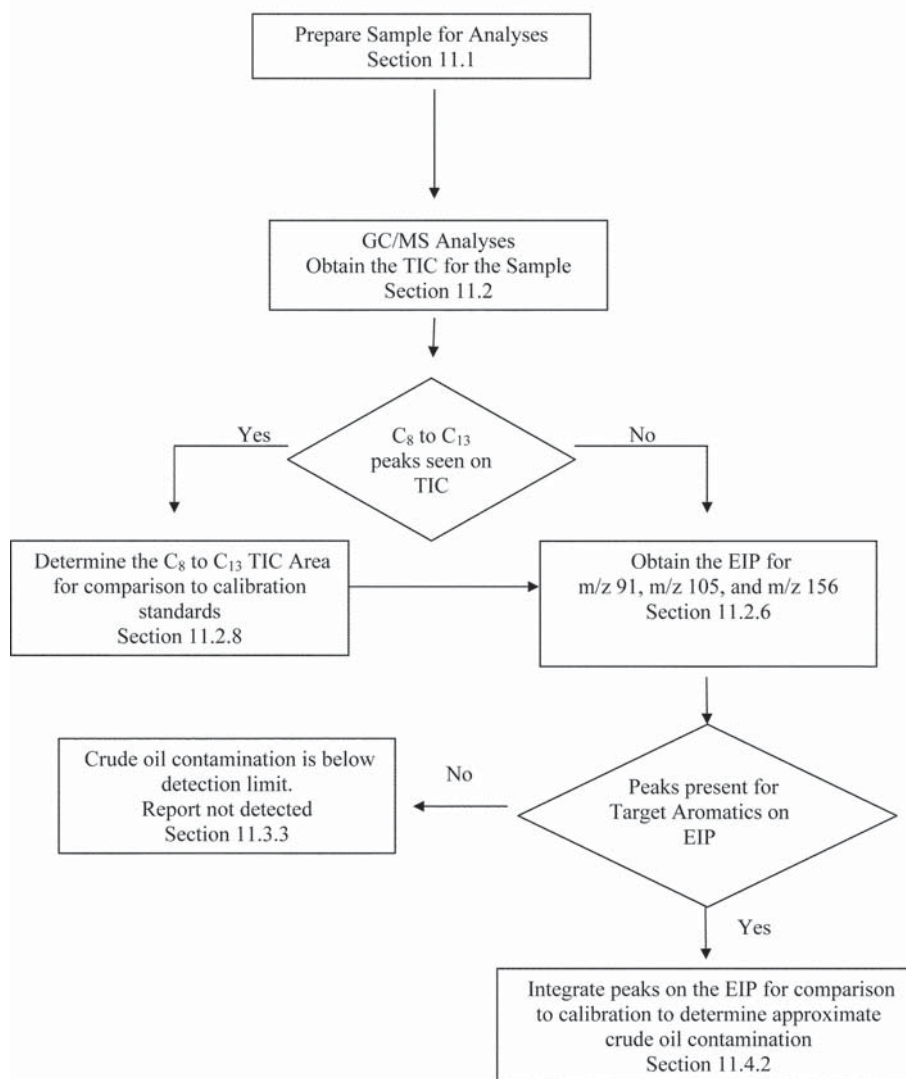


Figure 1. Schematic Flowchart for Qualitative Identification

12.0 CALCULATIONS

The concentration of oil in NAFs drilling fluids shall be computed relative to peak areas between C₈ and C₁₃ (using the Total Area Integration method) or total peak areas from extracted ion profiles (using the Extracted Ion Profile Method). In either case, there is a measurable amount of peak area, even in clean drilling fluid samples, due to

spurious peaks and electrometer “noise” that contributes to the total signal measured using either of the quantification methods. In this procedure, a correction for this signal is applied, using the blank or clean sample correction technique described in American Society for Testing Materials (ASTM) Method D-3328-90, Comparison of Waterborne Oil by Gas Chromatography. In

this method, the “oil equivalents” measured in a blank sample by total area gas chromatography are subtracted from that determined for a field sample to arrive at the most accurate measure of oil residue in the authentic sample.

12.1 Total Area Integration Method

12.1.1 Using C_8 to C_{13} TIC area, the TCB area in the clean NAF sample and the TIC linear regression curve, compute the oil equivalent concentration of the C_8 to C_{13} retention time range in the clean NAF.

NOTE: The actual TIC area of the C_8 to C_{13} is equal to the C_8 to C_{13} area minus the area of the TCB.

12.1.2 Using the corresponding information for the authentic sample, compute the oil equivalent concentration of the C_8 to C_{13} retention time range in the authentic sample.

12.1.3 Calculate the concentration (% oil) of oil in the sample by subtracting the oil equivalent concentration (% oil) found in the clean NAF from the oil equivalent concentration (% oil) found in the authentic sample.

12.2 EIP Area Integration Method

12.2.1 Using either m/z 91 or 105 EIP areas, the TCB area in the clean NAF sample, and the appropriate EIP linear regression curve, compute the oil equivalent concentration of the in the clean NAF.

12.2.2 Using the corresponding information for the authentic sample, compute its oil equivalent concentration.

12.2.3 Calculate the concentration (% oil) of oil in the sample by subtracting the oil equivalent concentration (% oil) found in the clean NAF from the oil equivalent concentration (% oil) found in the authentic sample.

13.0 METHOD PERFORMANCE

13.1 Specification in this method are adopted from EPA Method 1663, Differentiation of Diesel and Crude Oil by GC/FID (Reference 16.5).

13.2 Single laboratory method performance using an Internal Olefin (IO) drilling fluid fortified at 0.5% oil using a 35 API gravity oil was:

Precision and accuracy 94 ±4%
Accuracy interval—86.3% to 102%
Relative percent difference in duplicate analysis—6.2%

14.0 POLLUTION PREVENTION

14.1 The solvent used in this method poses little threat to the environment when recycled and managed properly.

15.0 WASTE MANAGEMENT

15.1 It is the laboratory’s responsibility to comply with all federal, state, and local regulations governing waste management, particularly the hazardous waste identification

rules and land disposal restriction, and to protect the air, water, and land by minimizing and controlling all releases from fume hoods and bench operations. Compliance with all sewage discharge permits and regulations is also required.

15.2 All authentic samples (drilling fluids) failing the RPE (fluorescence) test (indicated by the presence of fluorescence) shall be retained and classified as contaminated samples. Treatment and ultimate fate of these samples is not outlined in this SOP.

15.3 For further information on waste management, consult “The Waste Management Manual for Laboratory Personnel”, and “Less is Better: Laboratory Chemical Management for Waste Reduction”, both available from the American Chemical Society’s Department of Government Relations and Science Policy, 1155 16th Street NW, Washington, DC 20036.

16.0 REFERENCES

16.1 Carcinogens—“Working With Carcinogens.” Department of Health, Education, and Welfare, Public Health Service, Centers for Disease Control (available through National Technical Information Systems, 5285 Port Royal Road, Springfield, VA 22161, document no. PB-277256): August 1977.

16.2 “OSHA Safety and Health Standards, General Industry [29 CFR 1910], Revised.” Occupational Safety and Health Administration, OSHA 2206. Washington, DC: January 1976.

16.3 “Handbook of Analytical Quality Control in Water and Wastewater Laboratories.” USEPA, EMSSL-CI, EPA-600/4-79-019. Cincinnati, OH: March 1979.

16.4 “Method 1663, Differentiation of Diesel and Crude Oil by GC/FID, Methods for the Determination of Diesel, Mineral, and Crude Oils in Offshore Oil and Gas Industry Discharges, EPA 821-R-92-008, Office of Water Engineering and Analysis Division, Washington, DC: December 1992.

[66 FR 6901, Jan. 22, 2001, as amended at 77 FR 29843, May 18, 2012]

APPENDIX 6 TO SUBPART A OF PART 435—REVERSE PHASE EXTRACTION (RPE) METHOD FOR DETECTION OF OIL CONTAMINATION IN NON-AQUEOUS DRILLING FLUIDS (NAF) (GC/MS) (EPA METHOD 1670)

1.0 SCOPE AND APPLICATION

1.1 This method is used for determination of crude or formation oil, or other petroleum oil contamination, in non-aqueous drilling fluids (NAFs).

1.2 This method is intended as a positive/negative test to determine a presence of crude oil in NAF prior to discharging drill cuttings from offshore production platforms.

1.3 This method is for use in the Environmental Protection Agency's (EPA's) survey and monitoring programs under the Clean Water Act, including monitoring of compliance with the Gulf of Mexico NPDES General Permit for monitoring of oil contamination in drilling fluids.

1.4 This method has been designed to show positive contamination for 5% of representative crude oils at a concentration of 0.1% in drilling fluid (vol/vol), 50% of representative crude oils at a concentration of 0.5%, and 95% of representative crude oils at a concentration of 1%.

1.5 Any modification of this method, beyond those expressly permitted, shall be considered a major modification subject to application and approval of alternate test procedures under 40 CFR parts 136.4 and 136.5.

1.6 Each laboratory that uses this method must demonstrate the ability to generate acceptable results using the procedure in Section 9.2 of this appendix.

2.0 SUMMARY OF METHOD

2.1 An aliquot of drilling fluid is extracted using isopropyl alcohol.

2.2 The mixture is allowed to settle and then filtered to separate out residual solids.

2.3 An aliquot of the filtered extract is charged onto a reverse phase extraction (RPE) cartridge.

2.4 The cartridge is eluted with isopropyl alcohol.

2.5 Crude oil contaminants are retained on the cartridge and their presence (or absence) is detected based on observed fluorescence using a black light.

3.0 DEFINITIONS

3.1 A NAF is one in which the continuous phase is a water immiscible fluid such as an oleaginous material (e.g., mineral oil, enhance mineral oil, paraffinic oil, or synthetic material such as olefins and vegetable esters).

4.0 INTERFERENCES

4.1 Solvents, reagents, glassware, and other sample-processing hardware may yield artifacts that affect results. Specific selection of reagents and purification of solvents may be required.

4.2 All materials used in the analysis shall be demonstrated to be free from interferences under the conditions of analysis by running laboratory reagent blanks as described in Section 9.5 of this appendix.

5.0 SAFETY

5.1 The toxicity or carcinogenicity of each reagent used in this method has not been precisely determined; however, each chemical shall be treated as a potential health hazard. Exposure to these chemicals should be reduced to the lowest possible

level. Material Safety Data Sheets (MSDSs) shall be available for all reagents.

5.2 Isopropyl alcohol is flammable and should be used in a well-ventilated area.

5.3 Unknown samples may contain high concentration of volatile toxic compounds. Sample containers should be opened in a hood and handled with gloves to prevent exposure. In addition, all sample preparation should be conducted in a well-ventilated area to limit the potential exposure to harmful contaminants. Drilling fluid samples should be handled with the same precautions used in the drilling fluid handling areas of the drilling rig.

5.4 This method does not address all safety issues associated with its use. The laboratory is responsible for maintaining a safe work environment and a current awareness file of OSHA regulations regarding the safe handling of the chemicals specified in this method. A reference file of material safety data sheets (MSDSs) shall be available to all personnel involved in these analyses. Additional information on laboratory safety can be found in References 16.1–16.2.

6.0 EQUIPMENT AND SUPPLIES

NOTE: Brand names, suppliers, and part numbers are for illustrative purposes only. No endorsement is implied. Equivalent performance may be achieved using apparatus and materials other than those specified here, but demonstration of equivalent performance that meets the requirements of this method is the responsibility of the laboratory.

6.1 Sampling equipment.

6.1.1 Sample collection bottles/jars—New, pre-cleaned bottles/jars, lot-certified to be free of artifacts. Glass preferable, plastic acceptable, wide mouth approximately 1-L, with Teflon-lined screw cap.

6.2 Equipment for glassware cleaning.

6.2.1 Laboratory sink.

6.2.2 Oven—Capable of maintaining a temperature within ± 5 °C in the range of 100–250 °C.

6.3 Equipment for sample extraction.

6.3.1 Vials—Glass, 25 mL and 4 mL, with Teflon-lined screw caps, baked at 200–250 °C for 1-h minimum prior to use.

6.3.2 Gas-tight syringes—Glass, various sizes, 0.5 mL to 2.5 mL (if spiking of drilling fluids with oils is to occur).

6.3.3 Auto pipetters—various sizes, 0.1 mL, 0.5 mL, 1 to 5 mL delivery, and 10 mL delivery, with appropriate size disposable pipette tips, calibrated to within $\pm 0.5\%$.

6.3.4 Glass stirring rod.

6.3.5 Vortex mixer.

6.3.6 Disposable syringes—Plastic, 5 mL.

6.3.7 Teflon syringe filter, 25-mm, 0.45 μm pore size—Acrodisc® CR Teflon (or equivalent).

6.3.8 Reverse Phase Extraction C₁₈ Cartridge—Waters Sep-Pak®Plus, C₁₈ Cartridge, 360 mg of sorbent (or equivalent).

6.3.9 SPE vacuum manifold—Supelco Brand, 12 unit (or equivalent). Used as support for cartridge/syringe assembly only. Vacuum apparatus not required.

6.4 Equipment for fluorescence detection.

6.4.1 Black light—UV Lamp, Model UVG 11, Mineral Light Lamp, Shortwave 254 nm, or Longwave 365 nm, 15 volts, 60 Hz, 0.16 amps (or equivalent).

6.4.2 Black box—cartridge viewing area. A commercially available ultraviolet viewing cabinet with viewing lamp, or alternatively, a cardboard box or equivalent, approximately 14" × 7.5" × 7.5" in size and painted flat black inside. Lamp positioned in fitted and sealed slot in center on top of box. Sample cartridges sit in a tray, ca. 6" from lamp. Cardboard flaps cut on top panel and side of front panel for sample viewing and sample cartridge introduction, respectively.

6.4.3 Viewing platform for cartridges. Simple support (hand made vial tray—black in color) for cartridges so that they do not move during the fluorescence testing.

7.0 REAGENTS AND STANDARDS

7.1 Isopropyl alcohol—99% purity.

7.2 NAF—Appropriate NAF as sent from the supplier (has not been circulated downhole). Use the clean NAF corresponding to the NAF being used in the current drilling operation.

7.3 Standard crude oil—NIST SRM 1582 petroleum crude oil.

8.0 SAMPLE COLLECTION, PRESERVATION, AND STORAGE

8.1 Collect approximately one liter of representative sample (NAF, which has been circulated downhole) in a glass bottle or jar. Cover with a Teflon lined cap. To allow for a potential need to re-analyze and/or re-process the sample, it is recommended that a second sample aliquot be collected.

8.2 Label the sample appropriately.

8.3 All samples must be refrigerated at 0–4 °C from the time of collection until extraction (40 CFR part 136, Table II).

8.4 All samples must be analyzed within 28 days of the date and time of collection (40 CFR part 136, Table II).

9.0 QUALITY CONTROL

9.1 Each laboratory that uses this method is required to operate a formal quality assurance program (Reference 16.3). The minimum requirements of this program consist of an initial demonstration of laboratory capability, and ongoing analyses of blanks and spiked duplicates to assess accuracy and precision and to demonstrate continued performance. Each field sample is analyzed in duplicate to demonstrate representativeness.

9.1.1 The analyst shall make an initial demonstration of the ability to generate acceptable accuracy and precision with this method. This ability is established as described in Section 9.2 of this appendix.

9.1.2 Preparation and analysis of a set of spiked duplicate samples to document accuracy and precision. The procedure for the preparation and analysis of these samples is described in Section 9.4 of this appendix.

9.1.3 Analyses of laboratory reagent blanks are required to demonstrate freedom from contamination. The procedure and criteria for preparation and analysis of a reagent blank are described in Section 9.5 of this appendix.

9.1.4 The laboratory shall maintain records to define the quality of the data that is generated.

9.1.5 Accompanying QC for the determination of oil in NAF is required per analytical batch. An analytical batch is a set of samples extracted at the same time, to a maximum of 10 samples. Each analytical batch of 10 or fewer samples must be accompanied by a laboratory reagent blank (Section 9.5 of this appendix), corresponding NAF reference blanks (Section 9.6 of this appendix), a set of spiked duplicate samples blank (Section 9.4 of this appendix), and duplicate analysis of each field sample. If greater than 10 samples are to be extracted at one time, the samples must be separated into analytical batches of 10 or fewer samples.

9.2 Initial demonstration of laboratory capability. To demonstrate the capability to perform the test, the analyst shall analyze two representative unused drilling fluids (e.g., internal olefin-based drilling fluid, vegetable ester-based drilling fluid), each prepared separately containing 0.1%, 1%, and 2% or a representative oil. Each drilling fluid/concentration combination shall be analyzed 10 times, and successful demonstration will yield the following average results for the data set:

0.1% oil—Detected in <20% of samples
1% oil—Detected in >75% of samples
2% oil—Detected in >90% of samples

9.3 Sample duplicates.

9.3.1 The laboratory shall prepare and analyze (Section 11.2 and 11.4 of this appendix) each authentic sample in duplicate, from a given sampling site or, if for compliance monitoring, from a given discharge.

9.3.2 The duplicate samples must be compared versus the prepared corresponding NAF blank.

9.3.3 Prepare and analyze the duplicate samples according to procedures outlined in Section 11 of this appendix.

9.3.4 The results of the duplicate analyses are acceptable if each of the results give the same response (fluorescence or no fluorescence). If the results are different, sample non-homogeneity issues may be a concern.

Prepare the samples again, ensuring a well-mixed sample prior to extraction. Analyze the samples once again.

9.3.5 If different results are obtained for the duplicate a second time, the analytical system is judged to be out of control and the problem shall be identified and corrected, and the samples re-analyzed.

9.4 Spiked duplicates—Laboratory prepared spiked duplicates are analyzed to demonstrate acceptable accuracy and precision.

9.4.1 Preparation and analysis of a set of spiked duplicate samples with each set of no more than 10 field samples is required to demonstrate method accuracy and precision and to monitor matrix interferences (interferences caused by the sample matrix). A field NAF sample expected to contain less than 0.5% crude oil (and documented to not fluoresce as part of the sample batch analysis) shall be spiked with 1% (by volume) of suitable reference crude oil and analyzed as field samples, as described in Section 11 of this appendix. If no low-level drilling fluid is available, then the unused NAF can be used as the drilling fluid sample.

9.5 Laboratory reagent blanks—Laboratory reagent blanks are analyzed to demonstrate freedom from contamination.

9.5.1 A reagent blank is prepared by passing 4 mL of the isopropyl alcohol through a Teflon syringe filter and collecting the filtrate in a 4-mL glass vial. A Sep Pak® C₁₈ cartridge is then preconditioned with 3 mL of isopropyl alcohol. A 0.5-mL aliquot of the filtered isopropyl alcohol is added to the syringe barrel along with 3.0 mL of isopropyl alcohol. The solvent is passed through the preconditioned Sep Pak® cartridge. An additional 2-mL of isopropyl alcohol is eluted through the cartridge. The cartridge is now considered the "reagent blank" cartridge and is ready for viewing (analysis). Check the reagent blank cartridge under the black light for fluorescence. If the isopropyl alcohol and filter are clean, no fluorescence will be observed.

9.5.2 If fluorescence is detected in the reagent blank cartridge, analysis of the samples is halted until the source of contamination is eliminated and a prepared reagent blank shows no fluorescence under a black light. All samples shall be associated with an uncontaminated method blank before the results may be reported for regulatory compliance purposes.

9.6 NAF reference blanks—NAF reference blanks are prepared from the NAFs sent from the supplier (NAF that has not been circulated downhole) and used as the reference when viewing the fluorescence of the test samples.

9.6.1 A NAF reference blank is prepared identically to the authentic samples. Place a 0.1 mL aliquot of the "clean" NAF into a 25-mL glass vial. Add 10 mL of isopropyl alcohol to the vial. Cap the vial. Vortex the vial

for approximately 10 sec. Allow the solids to settle for approximately 15 minutes. Using a 5-mL syringe, draw up 4 mL of the extract and filter it through a PTFE syringe filter, collecting the filtrate in a 4-mL glass vial. Precondition a Sep Pak® C₁₈ cartridge with 3 mL of isopropyl alcohol. Add a 0.5-mL aliquot of the filtered extract to the syringe barrel along with 3.0 mL of isopropyl alcohol. Pass the extract and solvent through the preconditioned Sep Pak® cartridge. Pass an additional 2-mL of isopropyl alcohol through the cartridge. The cartridge is now considered the NAF blank cartridge and is ready for viewing (analysis). This cartridge is used as the reference cartridge for determining the absence or presence of fluorescence in all authentic drilling fluid samples that originate from the same NAF. That is, the specific NAF reference blank cartridge is put under the black light along with a prepared cartridge of an authentic sample originating from the same NAF material. The fluorescence or absence of fluorescence in the authentic sample cartridge is determined relative to the NAF reference cartridge.

9.6.2 Positive control solution, equivalent to 1% crude oil contaminated mud extract, is prepared by dissolving 87 mg of standard crude oil into 10.00 mL of methylene chloride. Then mix 40 µL of this solution into 10.00 mL of IPA. Transfer 0.5 mL of this solution into a preconditioned C₁₈ cartridge, followed by 2 mL of IPA.

10.0 CALIBRATION AND STANDARDIZATION

10.1 Calibration and standardization methods are not employed for this procedure.

11.0 PROCEDURE

This method is a screening-level test. Precise and accurate results can be obtained only by strict adherence to all details.

11.1 Preparation of the analytical batch.

11.1.1 Bring the analytical batch of samples to room temperature.

11.1.2 Using a large glass stirring rod, mix the authentic sample thoroughly.

11.1.3 Using a large glass stirring rod, mix the clean NAF (sent from the supplier) thoroughly.

11.2 Extraction.

11.2.1 Using an automatic positive displacement pipetter and a disposable pipette tip transfer 0.1-mL of the authentic sample into a 25-mL vial.

11.2.2 Using an automatic pipetter and a disposable pipette tip dispense a 10-mL aliquot of solvent grade isopropyl alcohol (IPA) into the 25 mL vial.

11.2.3 Cap the vial and vortex the vial for ca. 10–15 seconds.

11.2.4 Let the sample extract stand for approximately 5 minutes, allowing the solids to separate.

11.2.5 Using a 5-mL disposable plastic syringe remove 4 mL of the extract from the 25-mL vial.

11.2.6 Filter 4 mL of extract through a Teflon syringe filter (25-mm diameter, 0.45 µm pore size), collecting the filtrate in a labeled 4-mL vial.

11.2.7 Dispose of the PTFE syringe filter.

11.2.8 Using a black permanent marker, label a Sep Pak® C₁₈ cartridge with the sample identification.

11.2.9 Place the labeled Sep Pak® C₁₈ cartridge onto the head of a SPE vacuum manifold.

11.2.10 Using a 5-mL disposable plastic syringe, draw up exactly 3-mL (air free) of isopropyl alcohol.

11.2.11 Attach the syringe tip to the top of the C₁₈ cartridge.

11.2.12 Condition the C₁₈ cartridge with the 3-mL of isopropyl alcohol by depressing the plunger slowly.

NOTE: Depress the plunger just to the point when no liquid remains in the syringe barrel. Do not force air through the cartridge. Collect the eluate in a waste vial.

11.2.13 Remove the syringe temporarily from the top of the cartridge, then remove the plunger, and finally reattach the syringe barrel to the top of the C₁₈ cartridge.

11.2.14 Using automatic pipettors and disposable pipette tips, transfer 0.5 mL of the filtered extract into the syringe barrel, followed by a 3.0-mL transfer of isopropyl alcohol to the syringe barrel.

11.2.15 Insert the plunger and slowly depress it to pass only the extract and solvent through the preconditioned C₁₈ cartridge.

NOTE: Depress the plunger just to the point when no liquid remains in the syringe barrel. Do not force air through the cartridge. Collect the eluate in a waste vial.

11.2.16 Remove the syringe temporarily from the top of the cartridge, then remove the plunger, and finally reattach the syringe barrel to the top of the C₁₈ cartridge.

11.2.17 Using an automatic pipetter and disposable pipette tip, transfer 2.0 mL of isopropyl alcohol to the syringe barrel.

11.2.18 Insert the plunger and slowly depress it to pass the solvent through the C₁₈ cartridge.

NOTE: Depress the plunger just to the point when no liquid remains in the syringe barrel. Do not force air through the cartridge. Collect the eluate in a waste vial.

11.2.19 Remove the syringe and labeled C₁₈ cartridge from the top of the SPE vacuum manifold.

11.2.20 Prepare a reagent blank according to the procedures outlined in Section 9.5 of this appendix.

11.2.21 Prepare the necessary NAF reference blanks for each type of NAF encountered in the field samples according to the procedures outlined in Section 9.6 of this appendix.

11.2.22 Prepare the positive control (1% crude oil equivalent) according to Section 9.6.2 of this appendix.

11.3 Reagent blank fluorescence testing.

11.3.1 Place the reagent blank cartridge in a black box, under a black light.

11.3.2 Determine the presence or absence of fluorescence for the reagent blank cartridge. If fluorescence is detected in the blank, analysis of the samples is halted until the source of contamination is eliminated and a prepared reagent blank shows no fluorescence under a black light. All samples must be associated with an uncontaminated method blank before the results may be reported for regulatory compliance purposes.

11.4 Sample fluorescence testing.

11.4.1 Place the respective NAF reference blank (Section 9.6 of this appendix) onto the tray inside the black box.

11.4.2 Place the authentic field sample cartridge (derived from the same NAF as the NAF reference blank) onto the tray, adjacent and to the right of the NAF reference blank.

11.4.3 Turn on the black light.

11.4.4 Compare the fluorescence of the sample cartridge with that of the negative control cartridge (NAF blank, Section 9.6.1 of this appendix) and positive control cartridge (1% crude oil equivalent, Section 9.6.2 of this appendix).

11.4.5 If the fluorescence of the sample cartridge is equal to or brighter than the positive control cartridge (1% crude oil equivalent, Section 9.6.2 of this appendix), the sample is considered contaminated. Otherwise, the sample is clean.

12.0 DATA ANALYSIS AND CALCULATIONS

Specific data analysis techniques and calculations are not performed in this SOP.

13.0 METHOD PERFORMANCE

This method was validated through a single laboratory study, conducted with rigorous statistical experimental design and interpretation (Reference 16.4).

14.0 POLLUTION PREVENTION

14.1 The solvent used in this method poses little threat to the environment when recycled and managed properly.

15.0 WASTE MANAGEMENT

15.1 It is the laboratory's responsibility to comply with all Federal, State, and local regulations governing waste management, particularly the hazardous waste identification rules and land disposal restriction, and to protect the air, water, and land by minimizing and controlling all releases from bench operations. Compliance with all sewage discharge permits and regulations is also required.

15.2 All authentic samples (drilling fluids) failing the fluorescence test (indicated by

the presence of fluorescence) shall be retained and classified as contaminated samples. Treatment and ultimate fate of these samples is not outlined in this SOP.

15.3 For further information on waste management, consult "The Waste Management Manual for Laboratory Personnel," and "Less is Better: Laboratory Chemical Management for Waste Reduction," both available from the American Chemical Society's Department of Government Relations and Science Policy, 1155 16th Street, NW, Washington, DC 20036.

16.0 REFERENCES

16.1 "Carcinogen—Working with Carcinogens," Department of Health, Education, and Welfare, Public Health Service, Center for Disease Control, National Institute for Occupational Safety and Health, Publication No. 77-206, August 1977.

16.2 "OSHA Safety and Health Standards, General Industry," (29 CFR 1910), Occupational Safety and Health Administration, OSHA 2206 (Revised, January 1976).

16.3 "Handbook of Analytical Quality Control in Water and Wastewater Laboratories," USEPA, EMSL-Ci, Cincinnati, OH 45268, EPA-600/4-79-019, March 1979.

16.4 Report of the Laboratory Evaluation of Static Sheen Test Replacements—Reverse Phase Extraction (RPE) Method for Detecting Oil Contamination in Synthetic Based Mud (SBM). October 1998. Available from API, 1220 L Street, NW, Washington, DC 20005-4070, 202-682-8000.

[66 FR 6901, Jan. 22, 2001; 66 FR 30811, June 8, 2001]

APPENDIX 7 TO SUBPART A OF PART 435—DETERMINATION OF THE AMOUNT OF NON-AQUEOUS DRILLING FLUID (NAF) BASE FLUID FROM DRILL CUTTINGS BY A RETORT CHAMBER (DERIVED FROM API RECOMMENDED PRACTICE 13B-2) (EPA METHOD 1674)

1. DESCRIPTION

a. This procedure is specifically intended to measure the amount of non-aqueous drilling fluid (NAF) base fluid from cuttings generated during a drilling operation. This procedure is a retort test which measures all oily material (NAF base fluid) and water released from a cuttings sample when heated in a calibrated and properly operating "Retort" instrument.

b. In this retort test a known mass of cuttings is heated in the retort chamber to vaporize the liquids associated with the sample. The NAF base fluid and water vapors are then condensed, collected, and measured in a precision graduated receiver.

NOTE: Obtaining a representative sample requires special attention to the details of sample handling (e.g., location, method, frequency). See Addendum A and B for minimum requirements for collecting representative samples. Additional sampling procedures in a given area may be specified by the NPDES permit controlling authority.

2. EQUIPMENT

a. Retort instrument—The recommended retort instrument has a 50-cm³ volume with an external heating jacket.

Retort Specifications:

1. Retort assembly—retort body, cup and lid.

(a) Material: 303 stainless steel or equivalent.

(b) Volume: Retort cup with lid.

Cup Volume: 50-cm³.

Precision: ± 0.25 -cm³.

2. Condenser—capable of cooling the oil and water vapors below their liquification temperature.

3. Heating jacket—nominal 350 watts.

4. Temperature control—capable of limiting temperature of retort to at least 930 °F (500 °C) and enough to boil off all NAFs.

b. Liquid receiver (10-cm³, 20-cm³)—the 10-cm³ and 20-cm³ receivers are specially designed cylindrical glassware with rounded bottom to facilitate cleaning and funnel-shaped top to catch falling drops. For compliance monitoring under the NPDES program, the analyst shall use the 10-cm³ liquid receiver with 0.1 ml graduations to achieve greater accuracy.

1. Receiver specifications:

Total volume: 10-cm³, 20-cm³.

Precision (0 to 100%): ± 0.05 cm³, ± 0.05 cm³.

Outside diameter: 10-mm, 13-mm.

Wall thickness: 1.5 ± 0.1 mm, 1.2 ± 0.1 mm.

Frequency of graduation marks (0 to 100%): 0.10-cm³, 0.10-cm³.

Calibration: To contain "TC" @ 20 °C.

Scale: cm³, cm³

2. Material—Pyrex® or equivalent glass.

c. Toploading balance—capable of weighing 2000 g and precision of at least 0.1 g. Unless motion is a problem, the analyst shall use an electronic balance. Where motion is a problem, the analyst may use a triple beam balance.

d. Fine steel wool (No. 000)—for packing retort body.

e. Thread sealant lubricant: high temperature lubricant, e.g. Never-Seez® or equivalent.

f. Pipe cleaners—to clean condenser and retort stem.

g. Brush—to clean receivers.

h. Retort spatula—to clean retort cup.

i. Corkscrew—to remove spent steel wool.

3. PROCEDURE

a. Clean and dry the retort assembly and condenser.

- b. Pack the retort body with steel wool.
- c. Apply lubricant/sealant to threads of retort cup and retort stem.
- d. Weigh and record the total mass of the retort cup, lid, and retort body with steel wool. This is mass (A), grams.
- e. Collect a representative cuttings sample (see note in section 1 of this appendix).
- f. Partially fill the retort cup with cuttings and place the lid on the cup.
- g. Screw the retort cup (with lid) onto the retort body, weigh and record the total mass. This is mass (B), grams.
- h. Attach the condenser. Place the retort assembly into the heating jacket.
- i. Weigh and record the mass of the clean and dry liquid receiver. This is mass (C), grams. Place the receiver below condenser outlet.
- j. Turn on the retort. Allow it to run a minimum of 1 hour.

NOTE: If solids boil over into receiver, the test shall be rerun. Pack the retort body with a greater amount of steel wool and repeat the test.

- k. Remove the liquid receiver. Allow it to cool. Record the volume of water recovered. This is (V), cm³.

NOTE: If an emulsion interface is present between the oil and water phases, heating the interface may break the emulsion. As a suggestion, remove the retort assembly from the heating jacket by grasping the condenser. Carefully heat the receiver along the emulsion band by gently touching the receiver for short intervals with the hot retort assembly. Avoid boiling the liquids. After the emulsion interface is broken, allow the liquid receiver to cool. Read the water volume at the lowest point of the meniscus.

- l. Weigh and record the mass of the receiver and its liquid contents (oil plus water). This is mass (D), grams.
- m. Turn off the retort. Remove the retort assembly and condenser from the heating jacket and allow them to cool. Remove the condenser.
- n. Weigh and record the mass of the cooled retort assembly without the condenser. This is mass (E), grams.
- o. Clean the retort assembly and condenser.

4. CALCULATIONS

- a. Calculate the mass of oil (NAF base fluid) from the cuttings as follows:

1. Mass of the wet cuttings sample (M_w) equals the mass of the retort assembly with the wet cuttings sample (B) minus the mass of the empty retort assembly (A).

$$M_w = B - A \quad [1]$$

2. Mass of the dry retorted cuttings (M_D) equals the mass of the cooled retort assembly (E) minus the mass of the empty retort assembly (A).

$$M_D = E - A \quad [2]$$

3. Mass of the NAF base fluid (M_{BF}) equals the mass of the liquid receiver with its contents (D) minus the sum of the mass of the dry receiver (C) and the mass of the water (V).

$$M_{BF} = D - (C + V) \quad [3]$$

NOTE: Assuming the density of water is 1 g/cm³, the volume of water is equivalent to the mass of the water.

- b. Mass balance requirement:

The sum of M_D , M_{BF} , and V shall be within 5% of the mass of the wet sample.

$$(M_D + M_{BF} + V)/M_w = 0.95 \text{ to } 1.05 \quad [4]$$

The procedure shall be repeated if this requirement is not met.

- c. Reporting oil from cuttings:

1. Assume that all oil recovered is NAF base fluid.

2. The mass percent NAF base fluid retained on the cuttings (%BF_i) for the sampled discharge “i” is equal to 100 times the mass of the NAF base fluid (M_{BF}) divided by the mass of the wet cuttings sample (M_w).

$$\%BF_i = (M_{BF}/M_w) \times 100 \quad [5]$$

Operators discharging small volume NAF-cuttings discharges which do not occur during a NAF-cuttings discharge sampling interval (*i.e.*, displaced interfaces, accumulated solids in sand traps, pit clean-out solids, or centrifuge discharges while cutting mud weight) shall either: (a) Measure the mass percent NAF base fluid retained on the cuttings (%BF_{svd}) for each small volume NAF-cuttings discharges; or (b) use a default value of 25% NAF base fluid retained on the cuttings.

3. The mass percent NAF base fluid retained on the cuttings is determined for all cuttings wastestreams and includes fines discharges and any accumulated solids discharged [see Section 4.c.6 of this appendix for procedures on measuring or estimating the mass percent NAF base fluid retained on the cuttings (%BF) for dual gradient drilling seafloor discharges performed to ensure proper operation of subsea pumps].

4. A mass NAF-cuttings discharge fraction (X, unitless) is calculated for all NAF-cuttings, fines, or accumulated solids discharges every time a set of retorts is performed (see Section 4.c.6 of this appendix for procedures on measuring or estimating the mass NAF-cuttings discharge fraction (X) for dual gradient drilling seafloor discharges performed to ensure proper operation of subsea pumps). The mass NAF-cuttings discharge fraction (X) combines the mass of NAF-cuttings, fines, or accumulated solids discharged from a particular discharge over a set period of time with the total mass of NAF-cuttings, fines, or accumulated solids discharged into the ocean during the same period of time (see Addendum A and B of this appendix). The mass NAF-cuttings discharge

fraction (X) for each discharge is calculated by direct measurement as:

$$X_i = (F_i)/(G) \quad [6]$$

where:

X_i = Mass NAF-cuttings discharge fraction for NAF-cuttings, fines, or accumulated solids discharge "i", (unitless)

F_i = Mass of NAF-cuttings discharged from NAF-cuttings, fines, or accumulated solids discharge "i" over a specified period of time (see Addendum A and B of this appendix), (kg)

G = Mass of all NAF-cuttings discharges into the ocean during the same period of time as used to calculate F_i , (kg)

If an operator has more than one point of NAF-cuttings discharge, the mass fraction (X_i) must be determined by: (a) Direct measurement (see Equation 6 of this appendix); (b) using the following default values of 0.85 and 0.15 for the cuttings dryer (e.g., horizontal centrifuge, vertical centrifuge, squeeze press, High-G linear shakers) and fines removal unit (e.g., decanting centrifuges, mud cleaners), respectively, when the operator is only discharging from the cuttings dryer and the fines removal unit; or (c) using direct measurement of " F_i " (see Equation 6 of this appendix) for fines and accumulated solids, using Equation 6A of this appendix to calculate " G_{EST} " for use as " G " in Equation 6 of this Appendix, and calculating the mass (kg) of NAF-cuttings discharged from the cuttings dryer (F_i) as the difference between the mass of " G_{EST} " calculated in Equation 6A of this appendix (kg) and the sum of all fines and accumulated solids mass directly measured (kg) (see Equation 6 of this appendix).

G_{EST} = Estimated mass of all NAF-cuttings discharges into the ocean during the same period of time as used to calculate F_i (see Equation 6 of this appendix), (kg) [6A]

where:

$$G_{EST} = \text{Hole Volume (bbl)} \times (396.9 \text{ kg/bbl}) \times (1 + Z/100)$$

Z = The base fluid retained on cuttings limitation or standard (%) which apply to the NAF being discharge (see §§ 435.13. and 435.15).

Hole Volume (bbl) = [Cross-Section Area of NAF interval (in²) × Average Rate of Penetration (feet/hr) × period of time (min) used to calculate F_i (see Equation 6 of this appendix) × (1 hr/60 min) × (1 bbl/ 5.61 ft³) × (1 ft/12 in)²

Cross-Section Area of NAF interval (in²) = $(3.14 \times [\text{Bit Diameter (in)}]^2)/4$

Bit Diameter (in) = Diameter of drilling bit for the NAF interval producing drilling cuttings during the same period of time as used to calculate F_i (see Equation 6 of this appendix)

Average Rate of Penetration (feet/hr) = Arithmetic average of rate of penetra-

tion into the formation during the same period of time as used to calculate F_i (see Equation 6 of this appendix)

NOTE: Operators with one NAF-cuttings discharge may set the mass NAF-cuttings discharge fraction (X_i) equal to 1.0.

5. Each NAF-cuttings, fines, or accumulated solids discharge has an associated mass percent NAF base fluid retained on cuttings value (%BF) and mass NAF-cuttings discharge fraction (X) each time a set of retorts is performed. A single total mass percent NAF base fluid retained on cuttings value (%BF_T) is calculated every time a set of retorts is performed. The single total mass percent NAF base fluid retained on cuttings value (%BF_T) is calculated as:

$$\%BF_{Tj} = \Sigma(X_i) \times (\%BF_i) \quad [7]$$

where:

%BF_{Tj} = Total mass percent NAF base fluid retained on cuttings value for retort set "j" (unitless as percentage, %)

X_i = Mass NAF-cuttings discharge fraction for NAF-cuttings, fines, or accumulated solids discharge "i", (unitless)

%BF_i = Mass percent NAF base fluid retained on the cuttings for NAF-cuttings, fines, or accumulated solids discharge "i", (unitless as percentage, %)

NOTE: $\Sigma X_i = 1$.

Operators with one NAF-cuttings discharge may set %BF_{Tj} equal to %BF_i.

6. Operators performing dual gradient drilling operations may require seafloor discharges of large cuttings (>1/4') to ensure the proper operation of subsea pumps (e.g., electrical submersible pumps). Operators performing dual gradient drilling operations which lead to seafloor discharges of large cuttings for the proper operation of subsea pumps shall either: (a) Measure the mass percent NAF base fluid retained on cuttings value (%BF) and mass NAF-cuttings discharge fraction (X) for seafloor discharges each time a set of retorts is performed; (b) use the following set of default values, (%BF = 14%; X = 0.15); or (c) use a combination of (a) and (b) (e.g., use a default value for %BF and measure X).

Additionally, operators performing dual gradient drilling operations which lead to seafloor discharges of large cuttings for the proper operation of subsea pumps shall also perform the following tasks:

(a) Use side scan sonar or shallow seismic to determine the presence of high density chemosynthetic communities. Chemosynthetic communities are assemblages of tube worms, clams, mussels, and bacterial mats that occur at natural hydrocarbon seeps or vents, generally in water depths of 500 meters or deeper. Seafloor discharges of large cuttings for the proper operation of subsea pumps shall not be permitted

within 1000 feet of a high density chemosynthetic community.

(b) Seafloor discharges of large cuttings for the proper operation of subsea pumps shall be visually monitored and documented by a Remotely Operated Vehicle (ROV) within the tether limit (approximately 300 feet). The visual monitoring shall be conducted prior to each time the discharge point is relocated (cuttings discharge hose) and conducted along the same direction as the discharge hose position. Near-seabed currents shall be obtained at the time of the visual monitoring.

(c) Seafloor discharges of large cuttings for the proper operation of subsea pumps shall be directed within a 150 foot radius of the wellbore.

7. The weighted mass ratio averaged over all NAF well sections (%BF_{well}) is the compliance value that is compared with the “maximum weighted mass ratio averaged over all NAF well sections” BAT discharge limitations (see the table in §435.13 and footnote 5 of the table in §435.43) or the “maximum weighted mass ratio averaged over all NAF well sections” NSPS discharge limitations (see the table in §435.15 and footnote 5 of the table in §435.45). The weighted mass ratio averaged over all NAF well sections (%BF_{well}) is calculated as the arithmetic average of all total mass percent NAF base fluid retained on cuttings values (%BF_T) and is given by the following expression:

$$\%BF_{well} = [j = 1 \text{ to } j = n \sum (\%BF_{T,j})]/n \quad [8]$$

where:

%BF_{well} = Weighted mass ratio averaged over all NAF well sections (unitless as percentage, %)

%BF_{T,j} = Total mass percent NAF base fluid retained on cuttings value for retort set “j” (unitless as percentage, %)

n = Total number of retort sets performed over all NAF well sections (unitless)

Small volume NAF-cuttings discharges which do not occur during a NAF-cuttings discharge sampling interval (*i.e.*, displaced interfaces, accumulated solids in sand traps, pit clean-out solids, or centrifuge discharges while cutting mud weight) shall be mass averaged with the arithmetic average of all total mass percent NAF base fluid retained

on cuttings values (see Equation 8 of this appendix). An additional sampling interval shall be added to the calculation of the weighted mass ratio averaged over all NAF well sections (%BF_{well}). The mass fraction of the small volume NAF-cuttings discharges (X_{SVD}) will be determined by dividing the mass of the small volume NAF-cuttings discharges (F_{SVD}) by the total mass of NAF-cuttings discharges for the well drilling operation (G_{WELL} + F_{SVD}).

$$X_{SVD} = F_{SVD} / (G_{WELL} + F_{SVD}) \quad [9]$$

where:

X_{SVD} = mass fraction of the small volume NAF-cuttings discharges (unitless)

F_{SVD} = mass of the small volume NAF-cuttings discharges (kg)

G_{WELL} = mass of total NAF-cuttings from the well (kg)

The mass of small volume NAF-cuttings discharges (F_{SVD}) shall be determined by multiplying the density of the small volume NAF-cuttings discharges (ρ_{SVD}) times the volume of the small volume NAF-cuttings discharges (V_{SVD}).

$$F_{SVD} = \rho_{SVD} \times V_{SVD} \quad [10]$$

where:

F_{SVD} = mass of small volume NAF-cuttings discharges (kg)

ρ_{SVD} = density of the small volume NAF-cuttings discharges (kg/bbl)

V_{SVD} = volume of the small volume NAF-cuttings discharges (bbl)

The density of the small volume NAF-cuttings discharges shall be measured. The volume of small volume discharges (V_{SVD}) shall be either: (a) Be measured or (b) use default values of 10 bbl of SBF for each interface loss and 75 bbl of SBM for pit cleanout per well.

The total mass of NAF-cuttings discharges for the well (G_{WELL}) shall be either: (a) Measured; or (b) calculated by multiplying 1.0 plus the arithmetic average of all total mass percent NAF base fluid retained on cuttings values [see Equation 8 of this appendix] times the total hole volume (V_{WELL}) for all NAF well sections times a default value for the density the formation of 2.5 g/cm³ (396.9 kg/bbl).

$$G_{WELL} = (1 + ([i = 1 \text{ to } j = n \sum (\%BF_{T,j})]/n)) \times V_{WELL} (\text{bbl}) \times 396.9 (\text{kg/bbl}) \quad [11]$$

where:

G_{WELL} = total mass of NAF-cuttings discharges for the well (kg)

[j = 1 to j = n Σ(%BF_{T,j})]/n = see Equation 8 of this appendix (unitless as a percentage)

V_{WELL} = total hole volume (V_{WELL}) for all NAF well sections (bbl)

The total hole volume of NAF well sections (V_{WELL}) will be calculated as:

$$V_{\text{WELL}} (\text{barrels}) = \sum \frac{\text{Bit diameter (in)}^2}{1029} \times \text{change in measured depth (ft)} \quad [12]$$

For wells where small volume discharges associated with cuttings are made, %BF_{WELL} becomes:

$$\%BF_{\text{WELL}} = ((1 - X_{\text{SVD}}) \times \left[\sum_{i=1}^n (\%BF_{T,j}) / n \right]) + X_{\text{SVD}} \times \%BF_{\text{SVD}} \quad [13]$$

NOTE: See Addendum A and B to determine the sampling frequency to determine the total number of retort sets required for all NAF well sections.

8. The total number of retort sets (n) is increased by 1 for each sampling interval (*see* Section 2.4, Addendum A of this appendix) when all NAF cuttings, fines, or accumulated solids for that sampling interval are retained for no discharge. A zero discharge interval shall be at least 500 feet up to a maximum of three per day. This action has the effect of setting the total mass percent NAF base fluid retained on cuttings value (%BF_T) at zero for that NAF sampling interval when all NAF cuttings, fines, or accumulated solids are retained for no discharge.

9. Operators that elect to use the Best Management Practices (BMPs) for NAF-cuttings shall use the procedures outlined in Addendum B.

ADDENDUM A TO APPENDIX 7 TO SUBPART A OF PART 435—SAMPLING OF CUTTINGS DISCHARGE STREAMS FOR USE WITH API RECOMMENDED PRACTICE 13B-2

1.0 SAMPLING LOCATIONS

1.1 Each NAF-cuttings waste stream that discharges into the ocean shall be sampled and analyzed as detailed in appendix 7. NAF-cuttings discharges to the ocean may include discharges from primary shakers, secondary shakers, cuttings dryer, fines removal unit, accumulated solids, and any other cuttings separation device whose NAF-cuttings waste is discharged to the ocean. NAF-cuttings wastestreams not directly discharged to the ocean (e.g., NAF-cuttings generated from shake shakers and sent to a cuttings dryer for additional processing) do not require sampling and analysis.

1.2 The collected samples shall be representative of each NAF-cuttings discharge. Operators shall conduct sampling to avoid the serious consequences of error (*i.e.*, bias or inaccuracy). Operators shall collect NAF-cuttings samples near the point of origin and before the solids and liquid fractions of the

stream have a chance to separate from one another. For example, operators shall collect shale shaker NAF-cuttings samples at the point where NAF-cuttings are coming off the shale shaker and not from a holding container downstream where separation of larger particles from the liquid can take place.

1.3 Operators shall provide a simple schematic diagram of the solids control system and sample locations to the NPDES permit controlling authority.

2.0 TYPE OF SAMPLE AND SAMPLING FREQUENCY

2.1 Each NAF-cuttings, fines, or accumulated solids discharge has an associated mass percent NAF base fluid retained on cuttings value (%BF) and mass NAF-cuttings discharge fraction (X) for each sampling interval (*see* Section 2.4 of this addendum). Operators shall collect a single discrete NAF-cuttings sample for each NAF-cuttings waste stream discharged to the ocean during every sampling interval.

2.2 Operators shall use measured depth in feet from the Kelly bushing when samples are collected.

2.3 The NAF-cuttings samples collected for the mass fraction analysis (*see* Equation 6, appendix 7 of subpart A of this part) shall also be used for the retort analysis (*see* Equations 1-5, appendix 7 of subpart A of this part).

2.4 Operators shall collect and analyze at least one set of NAF-cuttings samples per day while discharging. Operators engaged in fast drilling (*i.e.*, greater than 500 linear NAF feet advancement of drill bit per day) shall collect and analyze one set of NAF-cuttings samples per 500 linear NAF feet of footage drilled. Operators are not required to collect and analyze more than three sets of NAF-cuttings samples per day (*i.e.*, three sampling intervals). Operators performing zero discharge of all NAF-cuttings (*i.e.*, all NAF cuttings, fines, or accumulated solids retained for no discharge) shall use the following periods to count sampling intervals:

(1) One sampling interval per day when drilling is less than 500 linear NAF feet advancement of drill bit per day; and (2) one sampling interval per 500 linear NAF feet of footage drilled with a maximum of three sampling intervals per day.

2.5 The operator shall measure the individual masses (F_i , kg) and sum total mass (G , kg) (see Equation 6, appendix 7 of subpart A of this part) over a representative period of time (e.g., <10 minutes) during steady-state conditions for each sampling interval (see Section 2.4 of this addendum). The operator shall ensure that all NAF-cuttings are captured for mass analysis during the same sampling time period (e.g., <10 minutes) at approximately the same time (*i.e.*, all individual mass samples collected within one hour of each other).

2.6 Operators using Best Management Practices (BMPs) to control NAF-cuttings discharges shall follow the procedures in Addendum B to appendix 7 of subpart A of 40 CFR 435.

3.0 SAMPLE SIZE AND HANDLING

3.1 The volume of each sample depends on the volumetric flow rate (cm^3/s) of the NAF-cuttings stream and the sampling time period (e.g., <10 minutes). Consequently, different solids control equipment units producing different NAF-cuttings waste streams at different volumetric flow rates will produce different size samples for the same period of time. Operators shall use appropriately sized sample containers for each NAF-cuttings waste stream to ensure no NAF-cuttings are spilled during sample collection. Operators shall use the same time period (e.g., <10 minutes) to collect NAF-cuttings samples from each NAF-cuttings waste stream. Each NAF-cuttings sample size shall be at least one gallon. Operators shall clearly mark each container to identify each NAF-cuttings sample.

3.2 Operators shall not decant, heat, wash, or towel the NAF-cuttings to remove NAF base fluid before mass and retort analysis.

3.3 Operators shall first calculate the mass of each NAF-cuttings sample and perform the mass ratio analysis (see Equation 6, appendix 7 of subpart A of this part). Operators with only one NAF-cuttings discharge may skip this step (see Section 4.c.4, appendix 7 of subpart A of this part).

3.4 Operators shall homogenize (e.g., stirring, shaking) each NAF-cuttings sample prior to placing a sub-sample into the retort cup. The bottom of the NAF-cuttings sample container shall be examined to be sure that solids are not sticking to it.

3.5 Operators shall then calculate the NAF base fluid retained on cuttings using the retort procedure (see Equations 1–5, appendix 7 of subpart A of this part). Operators shall start the retort analyses no more than two hours after collecting the first indi-

vidual mass sample for the sampling interval.

3.6 Operators shall not discharge any sample before successfully completing the mass and retort analyses [*i.e.*, mass balance requirements (see Section 4.b, appendix 7 of subpart A of this part) are satisfied]. Operators shall immediately re-run the retort analyses if the mass balance requirements (see Equation 4, appendix 7 of subpart A of this part) are not within a tolerance of 5% (see Section 4.b, Equation 4, appendix 7 of subpart A of this part).

4.0 CALCULATIONS

4.1 Operators shall calculate a set of mass percent NAF base fluid retained on cuttings values (%BF) and mass NAF-cuttings discharge fractions (X) for each NAF-cuttings waste stream (see Section 1.1 of this addendum) for each sampling interval (see Section 2.4 of this addendum) using the procedures outlined in appendix 7 of subpart A of this part.

4.2 Operators shall tabulate the following data for each individual NAF-cuttings sample: (1) Date and time of NAF-cuttings sample collection; (2) time period of NAF-cuttings sample collection (see Section 3.1 of this addendum); (3) mass and volume of each NAF-cuttings sample; (4) measured depth (feet) at NAF-cuttings sample collection (see Section 2.2 of this addendum); (5) respective linear feet of hole drilled represented by the NAF-cuttings sample (feet); and (6) the drill bit diameter (inches) used to generate the NAF-cuttings sample cuttings.

4.3 Operators shall calculate a single total mass percent NAF base fluid retained on cuttings value (%BF_T) for each sampling interval (see Section 2.4 of this addendum) using the procedures outlined in appendix 7 of subpart A of this part.

4.4 Operators shall tabulate the following data for each total mass percent NAF base fluid retained on cuttings value (%BF_T) for each NAF-cuttings sampling interval: (1) Date and starting and stopping times of NAF-cuttings sample collection and retort analyses; (2) measured depth of well (feet) at start of NAF-cuttings sample collection (see Section 2.2 of this addendum); (3) respective linear feet of hole drilled represented by the NAF-cuttings sample (feet); (4) the drill bit diameter (inches) used to generate the NAF-cuttings sample cuttings; and (5) annotation when zero discharge of NAF-cuttings is performed.

4.5 Operators shall calculate the weighted mass ratio averaged over all NAF well sections (%BF_{well}) using the procedures outlined in appendix 7 of subpart A of this part.

4.6 Operators shall tabulate the following data for each weighted mass ratio averaged over all NAF well sections (%BF_{well}) for each NAF well: (1) Starting and stopping dates of NAF well sections; (2) measured depth (feet)

of all NAF well sections; (3) total number of sampling intervals (*see* Section 2.4 and Section 2.6 of this addendum); (4) number of sampling intervals tabulated during any zero discharge operations; (5) total volume of zero discharged NAF-cuttings over entire NAF well sections; and (6) identification of whether BMPs were employed (*see* Addendum B of appendix 7 of subpart A of this part).

ADDENDUM B TO APPENDIX 7 TO SUBPART A OF
PART 435—BEST MANAGEMENT PRACTICES
(BMPs) FOR USE WITH API RECOMMENDED
PRACTICE 13B-2

1.0 OVERVIEW OF BMPs

1.1 Best Management Practices (BMPs) are inherently pollution prevention practices. BMPs may include the universe of pollution prevention encompassing production modifications, operational changes, material substitution, materials and water conservation, and other such measures. BMPs include methods to prevent toxic and hazardous pollutants from reaching receiving waters. Because BMPs are most effective when organized into a comprehensive facility BMP Plan, operators shall develop a BMP in accordance with the requirements in this addendum.

1.2 The BMP requirements contained in this appendix were compiled from several Regional permits, an EPA guidance document (*i.e.*, Guidance Document for Developing Best Management Practices (BMP)) (EPA 833-B-93-004, U.S. EPA, 1993), and draft industry BMPs. These common elements represent the appropriate mix of broad directions needed to complete a BMP Plan along with specific tasks common to all drilling operations.

1.3 Operators are not required to use BMPs if all NAF-cuttings discharges are monitored in accordance with appendix 7 of subpart A of this part.

2.0 BMP PLAN PURPOSE AND OBJECTIVES

2.1 Operators shall design the BMP Plan to prevent or minimize the generation and the potential for the discharge of NAF from the facility to the waters of the United States through normal operations and ancillary activities. The operator shall establish specific objectives for the control of NAF by conducting the following evaluations.

2.2 The operator shall identify and document each NAF well that uses BMPs before starting drilling operations and the anticipated total feet to be drilled with NAF for that particular well.

2.3 Each facility component or system controlled through use of BMPs shall be examined for its NAF-waste minimization opportunities and its potential for causing a discharge of NAF to waters of the United States due to equipment failure, improper

operation, natural phenomena (e.g., rain, snowfall).

2.4 For each NAF wastestream controlled through BMPs where experience indicates a reasonable potential for equipment failure (e.g., a tank overflow or leakage), natural condition (e.g., precipitation), or other circumstances to result in NAF reaching surface waters, the BMP Plan shall include a prediction of the total quantity of NAF which could be discharged from the facility as a result of each condition or circumstance.

3.0 BMP PLAN REQUIREMENTS

3.1 The BMP Plan may reflect requirements within the pollution prevention requirements required by the Minerals Management Service (*see* 30 CFR 250.300) or other Federal or State requirements and incorporate any part of such plans into the BMP Plan by reference.

3.2 The operator shall certify that its BMP Plan is complete, on-site, and available upon request to EPA or the NPDES Permit controlling authority. This certification shall identify the NPDES permit number and be signed by an authorized representative of the operator. This certification shall be kept with the BMP Plan. For new or modified NPDES permits, the certification shall be made no later than the effective date of the new or modified permit. For existing NPDES permits, the certification shall be made within one year of permit issuance.

3.3 The BMP Plan shall:

3.3.1 Be documented in narrative form, and shall include any necessary plot plans, drawings or maps, and shall be developed in accordance with good engineering practices. At a minimum, the BMP Plan shall contain the planning, development and implementation, and evaluation/reevaluation components. Examples of these components are contained in "Guidance Document for Developing Best Management Practices (BMP)" (EPA 833-B-93-004, U.S. EPA, 1993).

3.3.2 Include the following provisions concerning BMP Plan review.

3.3.2.1 Be reviewed by permittee's drilling engineer and offshore installation manager (OIM) to ensure compliance with the BMP Plan purpose and objectives set forth in Section 2.0.

3.3.2.2 Include a statement that the review has been completed and that the BMP Plan fulfills the BMP Plan purpose and objectives set forth in Section 2.0. This statement shall have dated signatures from the permittee's drilling engineer and offshore installation manager and any other individuals responsible for development and implementation of the BMP Plan.

3.4 Address each component or system capable of generating or causing a release of

significant amounts of NAF and identify specific preventative or remedial measures to be implemented.

4.0 BMP PLAN DOCUMENTATION

4.1 The operator shall maintain a copy of the BMP Plan and related documentation (e.g., training certifications, summary of the monitoring results, records of NAF-equipment spills, repairs, and maintenance) at the facility and shall make the BMP Plan and related documentation available to EPA or the NPDES Permit controlling authority upon request.

5.0 BMP PLAN MODIFICATION

5.1 For those NAF wastestreams controlled through BMPs, the operator shall amend the BMP Plan whenever there is a change in the facility or in the operation of the facility which materially increases the generation of those NAF-wastes or their release or potential release to the receiving waters.

5.2 At a minimum the BMP Plan shall be reviewed once every five years and amended within three months if warranted. Any such changes to the BMP Plan shall be consistent with the objectives and specific requirements listed in this addendum. All changes in the BMP Plan shall be reviewed by the permittee's drilling engineer and offshore installation manager.

5.3 At any time, if the BMP Plan proves to be ineffective in achieving the general objective of preventing and minimizing the generation of NAF-wastes and their release and potential release to the receiving waters and/or the specific requirements in this addendum, the permit and/or the BMP Plan shall be subject to modification to incorporate revised BMP requirements.

6.0 SPECIFIC POLLUTION PREVENTION REQUIREMENTS FOR NAF DISCHARGES ASSOCIATED WITH CUTTINGS

6.1 The following specific pollution prevention activities are required in a BMP Plan when operators elect to control NAF discharges associated with cuttings by a set of BMPs.

6.2 Establishing programs for identifying, documenting, and repairing malfunctioning NAF equipment, tracking NAF equipment repairs, and training personnel to report and evaluate malfunctioning NAF equipment.

6.3 Establishing operating and maintenance procedures for each component in the solids control system in a manner consistent with the manufacturer's design criteria.

6.4 Using the most applicable spacers, flushes, pills, and displacement techniques in order to minimize contamination of drilling fluids when changing from water-based drilling fluids to NAF and vice versa.

6.5 A daily retort analysis shall be performed (in accordance with appendix 7 to subpart A of part 435) during the first 0.33 X feet drilled with NAF where X is the anticipated total feet to be drilled with NAF for that particular well. The retort analyses shall be documented in the well retort log. The operators shall use the calculation procedures detailed in appendix 7 to subpart A of part 435 (see Equations 1 through 8) to determine the arithmetic average (%BF_{well}) of the retort analyses taken during the first 0.33 X feet drilled with NAF.

6.5.1 When the arithmetic average (%BF_{well}) of the retort analyses taken during the first 0.33 X feet drilled with NAF is less than or equal to the base fluid retained on cuttings limitation or standard (see §§ 435.13 and 435.15), retort monitoring of cuttings may cease for that particular well. The same BMPs and drilling fluid used during the first 0.33 X feet shall be used for all remaining NAF sections for that particular well.

6.5.2 When the arithmetic average (%BF_{well}) of the retort analyses taken during the first 0.33 X feet drilled with NAF is greater than the base fluid retained on cuttings limitation or standard (see §§ 435.13 and 435.15), retort monitoring shall continue for the following (second) 0.33 X feet drilled with NAF where X is the anticipated total feet to be drilled with NAF for that particular well. The retort analyses for the first and second 0.33 X feet shall be documented in the well retort log.

6.5.2.1 When the arithmetic average (%BF_{well}) of the retort analyses taken during the first 0.66 X feet (*i.e.*, retort analyses taken from first and second 0.33 X feet) drilled with NAF is less than or equal to the base fluid retained on cuttings limitation or standard (see §§ 435.13 and 435.15), retort monitoring of cuttings may cease for that particular well. The same BMPs and drilling fluid used during the first 0.66 X feet shall be used for all remaining NAF sections for that particular well.

6.5.2.2 When the arithmetic average (%BF_{well}) of the retort analyses taken during the first 0.66 X feet (*i.e.*, retort analyses taken from first and second 0.33 X feet) drilled with NAF is greater than the base fluid retained on cuttings limitation or standard (see §§ 435.13 and 435.15), retort monitoring shall continue for all remaining NAF sections for that particular well. The retort analyses for all NAF sections shall be documented in the well retort log.

6.5.3 When the arithmetic average (%BF_{well}) of the retort analyses taken over all NAF sections for the entire well is greater than the base fluid retained on cuttings limitation or standard (see §§ 435.13 and 435.15), the operator is in violation of the base fluid retained on cuttings limitation or standard and shall submit notification of these monitoring values in accordance with

Environmental Protection Agency

§ 435.30

NPDES permit requirements. Additionally, the operator shall, as part of the BMP Plan, initiate a reevaluation and modification to the BMP Plan in conjunction with equipment vendors and/or industry specialists.

6.5.4 The operator shall include retort monitoring data and dates of retort-monitored and non-retort-monitored NAF-cuttings discharges managed by BMPs in their NPDES permit reports.

6.6 Establishing mud pit and equipment cleaning methods in such a way as to minimize the potential for building-up drill cuttings (including accumulated solids) in the active mud system and solids control equipment system. These cleaning methods shall include but are not limited to the following procedures.

6.6.1 Ensuring proper operation and efficiency of mud pit agitation equipment.

6.6.2 Using mud gun lines during mixing operations to provide agitation in dead spaces.

6.6.3 Pumping drilling fluids off of drill cuttings (including accumulated solids) for use, recycle, or disposal before using wash water to dislodge solids.

[66 FR 6901, Jan. 22, 2001; 66 FR 30811, June 8, 2001]

APPENDIX 8 TO SUBPART A OF PART 435—REFERENCE C₁₆–C₁₈ INTERNAL OLEFIN DRILLING FLUID FORMULATION

The reference C₁₆–C₁₈ internal olefin drilling fluid used to determine the drilling fluid sediment toxicity ratio and compliance with the BAT sediment toxicity discharge limitation (see § 435.13) and NSPS (see § 435.15) shall be formulated to meet the specifications in Table 1 of this appendix.

Drilling fluid sediment toxicity ratio = 4-day LC₅₀ of C₁₆–C₁₈ internal olefin drilling fluid/4-day LC₅₀ of drilling fluid removed from drill cuttings at the solids control equipment as determined by EPA Method 1644: “Method for Conducting a Sediment Toxicity Test with *Leptocheirus plumulosus* and Non-Aqueous Drilling Fluids or Synthetic-Based Drilling Muds” after sediment preparation procedures specified in EPA Method 1646, which are published as appendices to Subpart A of this part and in “Analytic Methods for the Oil and Gas Extraction Point Source Category,” EPA–821–R–11–004. See § 435.11(ee) and (uu).

TABLE 1—PROPERTIES FOR REFERENCE C₁₆–C₁₈ IOS SBF USED IN DISCHARGE SEDIMENT TOXICITY TESTING

Mud weight of SBF discharged with cuttings (pounds per gallon)	Reference C ₁₆ –C ₁₈ IOS SBF (pounds per gallon)	Reference C ₁₆ –C ₁₈ IOS SBF synthetic to water ratio (%)
8.5–11	9.0	75/25
>11–14	11.5	80/20
>14	14.5	85/15
Plastic Viscosity (PV), centipoise (cP)	12–30	
Yield Point (YP), pounds/100 sq. ft	10–20	
10-second gel, pounds/100 sq. ft	8–15	
10-minute gel, pounds/100 sq. ft	12–30	
Electrical stability, V	>300	

[66 FR 6901, Jan. 22, 2001, as amended at 77 FR 29845, May 18, 2012]

Subpart B [Reserved]

Subpart C—Onshore Subcategory

§ 435.30 Applicability; description of the onshore subcategory.

The provisions of this subpart are applicable to those facilities engaged in the production, field exploration, drilling, well completion and well treatment in the oil and gas extraction industry which are located landward of the inner boundary of the territorial seas as defined in 40 CFR 125.1(gg) and which are not included within subpart

D, E, or F, *Provided, however*, That the applicability of this subpart to (a) facilities in existence on April 13, 1979 or thereafter engaged in the production, field exploration, drilling, well completion and well treatment in the oil and gas extraction industry which are located on land and which would have been considered “coastal” as defined under the interim final regulations for this industry (40 CFR 435.41, 41 FR 44942, October 13, 1976) or which are (b)

§ 435.31

located in the Santa Maria Basin of California is suspended.

(Secs. 301, 304(b) and 501 of the Clean Water Act as amended, 33 U.S.C. 1251 *et seq.*)

[44 FR 22075, Apr. 13, 1979, as amended at 47 FR 31555, July 21, 1982]

§ 435.31 Specialized definitions.

For the purpose of this subpart:

(a) The general definitions, abbreviations, and methods of analysis set forth in 40 CFR part 401 shall apply to this subpart.

§ 435.32 Effluent limitations guidelines representing the degree of effluent reduction attainable by the application of the best practicable control technology currently available.

Except as provided in §§ 125.30 through 125.32, any existing point source subject to this subpart shall achieve the following effluent limitations representing the degree of effluent reduction attainable by the application of the best practicable control technology currently available (BPT): there shall be no discharge of waste water pollutants into navigable waters from any source associated with production, field exploration, drilling, well completion, or well treatment (*i.e.*, produced water, drilling muds, drill cuttings, and produced sand).

[60 FR 33966, June 29, 1995]

§ 435.33 Pretreatment standards for existing sources (PSES).

(a) *PSES for wastewater from unconventional oil and gas extraction.* Except as provided in 40 CFR 403.7 and 403.13, any existing source subject to this section, must achieve the following pretreatment standards for existing sources (PSES).

(1) There shall be no discharge of wastewater pollutants associated with production, field exploration, drilling, well completion, or well treatment for unconventional oil and gas extraction (including, but not limited to, drilling muds, drill cuttings, produced sand, produced water) into publicly owned treatment works.

(2) For the purposes of this section,

(i) *Unconventional oil and gas* means crude oil and natural gas produced by a well drilled into a shale and/or tight

40 CFR Ch. I (7–1–21 Edition)

formation (including, but not limited to, shale gas, shale oil, tight gas, tight oil).

(ii) *Drill cuttings* means the particles generated by drilling into subsurface geologic formations and carried out from the wellbore with the drilling fluid.

(iii) *Drilling mud* means the circulating fluid (mud) used in the rotary drilling of wells to clean and condition the hole and to counterbalance formation pressure.

(iv) *Produced sand* means the slurried particles used in hydraulic fracturing, the accumulated formation sands, and scales particles generated during production. Produced sand also includes desander discharge from the produced water waste stream, and blowdown of the water phase from the produced water treating system.

(v) *Produced water* means the fluid brought up from the hydrocarbon-bearing strata during the extraction of oil and gas, and includes, where present, formation water, injection water, and any chemicals added downhole or during the oil/water separation process.

(3) *Compliance deadline for existing sources.* Existing sources discharging into publicly owned treatment works on or between April 7, 2015 and June 28, 2016, shall comply with the PSES by August 29, 2019. All other existing sources shall comply by August 29, 2016.

(b) *PSES for Wastewater from Conventional Oil and Gas Extraction.* [Reserved]

[81 FR 41857, June 28, 2016, as amended at 81 FR 88127, Dec. 7, 2016]

§ 435.34 Pretreatment standards for new sources (PSNS).

(a) *PSNS for wastewater from unconventional oil and gas extraction.* Except as provided in 40 CFR 403.7 and 403.13, any new source with discharges subject to this section must achieve the following pretreatment standards for new sources (PSNS).

(1) There shall be no discharge of wastewater pollutants associated with production, field exploration, drilling, well completion, or well treatment for unconventional oil and gas extraction (including, but not limited to, drilling muds, drill cuttings, produced sand,

Environmental Protection Agency

§ 435.41

produced water) into publicly owned treatment works.

(2) For the purposes of this section, the definitions of unconventional oil and gas, drill cuttings, drilling muds, produced sand, and produced water are as specified in § 435.33(b)(2)(i) through (v).

(b) *PSNS for Wastewater from Conventional Oil and Gas Extraction*. [Reserved]

[81 FR 41857, June 28, 2016]

Subpart D—Coastal Subcategory

SOURCE: 61 FR 66125, Dec. 16, 1996, unless otherwise noted.

§ 435.40 Applicability; description of the coastal subcategory.

The provisions of this subpart are applicable to those facilities engaged in field exploration, drilling, well production, and well treatment in the oil and gas industry in areas defined as “coastal.” The term “coastal” shall mean:

(a) Any location in or on a water of the United States landward of the inner boundary of the territorial seas; or

(b)(1) Any location landward from the inner boundary of the territorial seas and bounded on the inland side by the line defined by the inner boundary of the territorial seas eastward of the point defined by 89°45' West Longitude and 29°46' North Latitude and continuing as follows west of that point:

Direction to west longitude	Direction to north latitude
West, 89°48'	North, 29°50'.
West, 90°12'	North, 30°06'.
West, 90°20'	South, 29°35'.
West, 90°35'	South, 29°30'.
West, 90°43'	South, 29°25'.
West, 90°57'	North, 29°32'.
West, 91°02'	North, 29°40'.
West, 91°14'	South, 29°32'.
West, 91°27'	North, 29°37'.
West, 91°33'	North, 29°46'.
West, 91°46'	North, 29°50'.
West, 91°50'	North, 29°55'.
West, 91°56'	South, 29°50'.
West, 92°10'	South, 29°44'.
West, 92°55'	North, 29°46'.
West, 93°15'	North, 30°14'.
West, 93°49'	South, 30°07'.
West, 94°03'	South, 30°03'.
West, 94°10'	South, 30°00'.
West, 94°20'	South, 29°53'.
West, 95°00'	South, 29°35'.
West, 95°13'	South, 29°28'.
East, 95°08'	South, 29°15'.

Direction to west longitude	Direction to north latitude
West, 95°11'	South, 29°08'.
West, 95°22'	South, 28°56'.
West, 95°30'	South, 28°55'.
West, 95°33'	South, 28°49'.
West, 95°40'	South, 28°47'.
West, 96°42'	South, 28°41'.
East, 96°40'	South, 28°28'.
West, 96°54'	South, 28°20'.
West, 97°03'	South, 28°13'.
West, 97°15'	South, 27°58'.
West, 97°40'	South, 27°45'.
West, 97°46'	South, 27°28'.
West, 97°51'	South, 27°22'.
East, 97°46'	South, 27°14'.
East, 97°30'	South, 26°30'.
East, 97°26'	South, 26°11'.

(2) East to 97°19' West Longitude and Southward to the U.S.-Mexican border.

§ 435.41 Specialized definitions.

For the purpose of this subpart:

(a) Except as provided below, the general definitions, abbreviations and methods of analysis set forth in 40 CFR part 401 shall apply to this subpart.

(b) *Average of daily values for 30 consecutive days* means the average of the daily values obtained during any 30 consecutive day period.

(c) *Base fluid* means the continuous phase or suspending medium of a drilling fluid formulation.

(d) *Base fluid retained on cuttings* as applied to BAT effluent limitations and NSPS refers to the “Determination of the Amount of Non-Aqueous Drilling Fluid (NAF) Base Fluid from Drill Cuttings by a Retort Chamber (Derived from API Recommended Practice 13B-2)”, EPA Method 1674, which is published as an appendix to Subpart A of this part and in “Analytic Methods for the Oil and Gas Extraction Point Source Category,” EPA-821-R-11-004. See paragraph (mm) of this section.

(e) *Biodegradation rate* as applied to BAT effluent limitations and NSPS for drilling fluids and drill cuttings refers to the “Protocol for the Determination of Degradation of Non Aqueous Base Fluids in a Marine Closed Bottle Biodegradation Test System: Modified ISO 11734:1995,” EPA Method 1647, supplemented with “Procedure for Mixing Base Fluids With Sediments,” EPA Method 1646. Both EPA Method 1646 and 1647 are published as appendices to Subpart A of this part and in “Analytic Methods for the Oil and Gas Extraction Point Source Category,” EPA-821-R-

11–004. See paragraph (mm) of this section.

(f) *Cook Inlet* refers to coastal locations north of the line between Cape Douglas on the West and Port Chatham on the east.

(g) *Daily values* as applied to produced water effluent limitations and NSPS means the daily measurements used to assess compliance with the maximum for any one day.

(h) *Deck drainage* means any waste resulting from deck washings, spillage, rainwater, and runoff from gutters and drains including drip pans and work areas within facilities subject to this subpart.

(i) *Development facility* means any fixed or mobile structure subject to this subpart that is engaged in the drilling of productive wells.

(j) *Dewatering effluent* means wastewater from drilling fluids and drill cuttings dewatering activities (including but not limited to reserve pits or other tanks or vessels, and chemical or mechanical treatment occurring during the drilling solids separation/recycle/disposal process).

(k) *Diesel oil* refers to the grade of distillate fuel oil, as specified in the American Society for Testing and Materials Standard Specification for Diesel Fuel Oils D975–91, that is typically used as the continuous phase in conventional oil-based drilling fluids. This incorporation by reference was approved by the Director of the Federal Register in accordance with 5 U.S.C. 552(a) and 1 CFR part 51. Copies may be obtained from the American Society for Testing and Materials, 100 Barr Harbor Drive, West Conshohocken, PA 19428. Copies may be inspected at the National Archives and Records Administration (NARA). For information on the availability of this material at NARA, call 202–741–6030, or go to: http://www.archives.gov/federal_register/code_of_federal_regulations/ibr_locations.html. A copy may also be inspected at EPA's Water Docket, 1200 Pennsylvania Ave. NW., Washington, DC 20460.

(l) *Domestic waste* means the materials discharged from sinks, showers, laundries, safety showers, eye-wash stations, hand-wash stations, fish cleaning stations, and galleys located

within facilities subject to this subpart.

(m) *Drill cuttings* means the particles generated by drilling into subsurface geologic formations and carried out from the wellbore with the drilling fluid. Examples of drill cuttings include small pieces of rock varying in size and texture from fine silt to gravel. Drill cuttings are generally generated from solids control equipment and settle out and accumulate in quiescent areas in the solids control equipment or other equipment processing drilling fluid (i.e., accumulated solids).

(1) *Wet drill cuttings* means the unaltered drill cuttings and adhering drilling fluid and formation oil carried out from the wellbore with the drilling fluid.

(2) *Dry drill cuttings* means the residue remaining in the retort vessel after completing the retort procedure specified in EPA Method 1674, which is published as an appendix to Subpart A of this part and in “Analytic Methods for the Oil and Gas Extraction Point Source Category,” EPA–821–R–11–004. See paragraph (mm) of this section.

(n) *Drilling fluid* means the circulating fluid (mud) used in the rotary drilling of wells to clean and condition the hole and to counterbalance formation pressure. Classes of drilling fluids are:

(1) *Water-based drilling fluid* means the continuous phase and suspending medium for solids is a water-miscible fluid, regardless of the presence of oil.

(2) *Non-aqueous drilling fluid* means the continuous phase and suspending medium for solids is a water-immiscible fluid, such as oleaginous materials (e.g., mineral oil, enhanced mineral oil, paraffinic oil, C₁₆–C₁₈ internal olefins, and C₈–C₁₆ fatty acid/2-ethylhexyl esters).

(i) *Oil-based* means the continuous phase of the drilling fluid consists of diesel oil, mineral oil, or some other oil, but contains no synthetic material or enhanced mineral oil.

(ii) *Enhanced mineral oil-based* means the continuous phase of the drilling fluid is enhanced mineral oil.

(iii) *Synthetic-based* means the continuous phase of the drilling fluid is a synthetic material or a combination of synthetic materials.

(o) *Enhanced mineral oil* as applied to enhanced mineral oil-based drilling fluid means a petroleum distillate which has been highly purified and is distinguished from diesel oil and conventional mineral oil in having a lower polycyclic aromatic hydrocarbon (PAH) content. Typically, conventional mineral oils have a PAH content on the order of 0.35 weight percent expressed as phenanthrene, whereas enhanced mineral oils typically have a PAH content of 0.001 or lower weight percent PAH expressed as phenanthrene.

(p) *Exploratory facility* means any fixed or mobile structure subject to this subpart that is engaged in the drilling of wells to determine the nature of potential hydrocarbon reservoirs.

(q) *Formation oil* means the oil from a producing formation which is detected in the drilling fluid, as determined by the GC/MS compliance assurance method, EPA Method 1655, when the drilling fluid is analyzed before being shipped offshore, and as determined by the RPE method, EPA Method 1670, when the drilling fluid is analyzed at the offshore point of discharge. The GC/MS compliance assurance method and the RPE method approved for use with this part are published as appendices to Subpart A of this part and in "Analytic Methods for the Oil and Gas Extraction Point Source Category," EPA-821-R-11-004. See paragraph (mm) of this section. Detection of formation oil by the RPE method may be confirmed by the GC/MS compliance assurance method, and the results of the GC/MS compliance assurance method shall supersede those of the RPE method.

(r) *Garbage* means all kinds of victual, domestic, and operational waste, excluding fresh fish and parts thereof, generated during the normal operation of coastal oil and gas facility and liable to be disposed of continuously or periodically, except dishwater, graywater, and those substances that are defined or listed in other Annexes to MARPOL 73/78. A copy of MARPOL may be inspected at EPA's Water Docket, 1200 Pennsylvania Ave. NW., Washington, DC 20460.

(s) *M9IM* means those offshore facilities continuously manned by nine (9) or

fewer persons or only intermittently manned by any number of persons.

(t) *M10* means those offshore facilities continuously manned by ten (10) or more persons.

(u) *Maximum* as applied to BAT effluent limitations and NSPS for drilling fluids and drill cuttings means the maximum concentration allowed as measured in any single sample of the barite for determination of cadmium and mercury content.

(v) *Maximum for any one day* as applied to BPT, BCT and BAT effluent limitations and NSPS for oil and grease in produced water means the maximum concentration allowed as measured by the average of four grab samples collected over a 24-hour period that are analyzed separately. Alternatively, for BAT and NSPS the maximum concentration allowed may be determined on the basis of physical composition of the four grab samples prior to a single analysis.

(w) *Minimum* as applied to BAT effluent limitations and NSPS for drilling fluids and drill cuttings means the minimum 96-hour LC₅₀ value allowed as measured in any single sample of the discharged waste stream. *Minimum* as applied to BPT and BCT effluent limitations and NSPS for sanitary wastes means the minimum concentration value allowed as measured in any single sample of the discharged waste stream.

(x)(1) *New source* means any facility or activity of this subcategory that meets the definition of "new source" under 40 CFR 122.2 and meets the criteria for determination of new sources under 40 CFR 122.29(b) applied consistently with all of the following definitions:

(i) *Water area* as used in "site" in 40 CFR 122.29 and 122.2 means the water area and water body floor beneath any exploratory, development, or production facility where such facility is conducting its exploratory, development or production activities.

(ii) *Significant site preparation work* as used in 40 CFR 122.29 means the process of surveying, clearing or preparing an area of the water body floor for the purpose of constructing or placing a development or production facility on or over the site.

(2) “New Source” does not include facilities covered by an existing NPDES permit immediately prior to the effective date of these guidelines pending EPA issuance of a new source NPDES permit.

(y) *No discharge of free oil* means that waste streams may not be discharged that contain free oil as evidenced by the monitoring method specified for that particular stream, e.g., deck drainage or miscellaneous discharges cannot be discharged when they would cause a film or sheen upon or discoloration of the surface of the receiving water; drilling fluids or cuttings may not be discharged when they fail EPA Method 1617 (Static Sheen Test), which is published as an appendix to Subpart A of this part and in “Analytic Methods for the Oil and Gas Extraction Point Source Category,” EPA-821-R-11-004. See paragraph (mm) of this section.

(z) Parameters that are regulated in this subpart and listed with approved methods of analysis in Table 1B at 40 CFR 136.3 are defined as follows:

(1) *Cadmium* means total cadmium.

(2) *Chlorine* means total residual chlorine.

(3) *Mercury* means total mercury.

(4) *Oil and Grease* means total recoverable oil and grease.

(aa) *Produced sand* means the slurried particles used in hydraulic fracturing, the accumulated formation sands and scales particles generated during production. Produced sand also includes desander discharge from the produced water waste stream, and blowdown of the water phase from the produced water treating system.

(bb) *Produced water* means the water (brine) brought up from the hydrocarbon-bearing strata during the extraction of oil and gas, and can include formation water, injection water, and any chemicals added downhole or during the oil/water separation process.

(cc) *Production facility* means any fixed or mobile structure subject to this subpart that is either engaged in well completion or used for active recovery of hydrocarbons from producing formations. It includes facilities that are engaged in hydrocarbon fluids separation even if located separately from wellheads.

(dd) *Sanitary waste* means the human body waste discharged from toilets and urinals located within facilities subject to this subpart.

(ee) *SPP toxicity* as applied to BAT effluent limitations and NSPS for drilling fluids and drill cuttings refers to the bioassay test procedure, “Suspended Particulate Phase (SPP) Toxicity Test,” presented in EPA Method 1619, which is published as an appendix to Subpart A of this part and in “Analytic Methods for the Oil and Gas Extraction Point Source Category,” EPA-821-R-11-004. See paragraph (mm) of this section.

(ff) *Static sheen test* means the standard test procedure that has been developed for this industrial subcategory for the purpose of demonstrating compliance with the requirement of no discharge of free oil. The methodology for performing the static sheen test is presented in EPA Method 1617, which is published as an appendix to Subpart A of this part and in “Analytic Methods for the Oil and Gas Extraction Point Source Category,” EPA-821-R-11-004. See paragraph (mm) of this section.

(gg) *Stock barite* means the barite that was used to formulate a drilling fluid.

(hh) *Synthetic material* as applied to synthetic-based drilling fluid means material produced by the reaction of specific purified chemical feedstock, as opposed to the traditional base fluids such as diesel and mineral oil which are derived from crude oil solely through physical separation processes. Physical separation processes include fractionation and distillation and/or minor chemical reactions such as cracking and hydro processing. Since they are synthesized by the reaction of purified compounds, synthetic materials suitable for use in drilling fluids are typically free of polycyclic aromatic hydrocarbons (PAH’s) but are sometimes found to contain levels of PAH up to 0.001 weight percent PAH expressed as phenanthrene. Internal olefins and vegetable esters are two examples of synthetic materials suitable for use by the oil and gas extraction industry in formulating drilling fluids. Internal olefins are synthesized from the isomerization of purified straight-chain (linear) hydrocarbons such as

Environmental Protection Agency

§ 435.42

C₁₆–C₁₈ linear alpha olefins. C₁₆–C₁₈ linear alpha olefins are unsaturated hydrocarbons with the carbon to carbon double bond in the terminal position. Internal olefins are typically formed from heating linear alpha olefins with a catalyst. The feed material for synthetic linear alpha olefins is typically purified ethylene. Vegetable esters are synthesized from the acid-catalyzed esterification of vegetable fatty acids with various alcohols. EPA listed these two branches of synthetic fluid base materials to provide examples, and EPA does not mean to exclude other synthetic materials that are either in current use or may be used in the future. A synthetic-based drilling fluid may include a combination of synthetic materials.

(ii) *Well completion fluids* means salt solutions, weighted brines, polymers, and various additives used to prevent damage to the well bore during operations which prepare the drilled well for hydrocarbon production.

(jj) *Well treatment fluids* means any fluid used to restore or improve productivity by chemically or physically altering hydrocarbon-bearing strata after a well has been drilled.

(kk) *Workover fluids* means salt solutions, weighted brines, polymers, or other specialty additives used in a producing well to allow for maintenance, repair or abandonment procedures.

(ll) *96-hour LC₅₀* means the concentration (parts per million) or percent of the suspended particulate phase (SPP) from a sample that is lethal to 50 per-

cent of the test organisms exposed to that concentration of the SPP after 96 hours of constant exposure.

(mm) *Analytic Methods for the Oil and Gas Extraction Point Source Category* is the EPA document, EPA-821-R-11-004, that compiles analytic methods for this category. Copies may be inspected at the National Archives and Records Administration (NARA). For information on the availability of this material at NARA, call 202-741-6030, or go to:

http://www.archives.gov/federal_register/code_of_federal_regulations/ibr_locations.html. A copy may also be inspected at EPA's Water Docket, 1200 Pennsylvania Ave. NW., Washington, DC 20460. This method may be obtained at <http://water.epa.gov/scitech/methods/cwa/index.cfm>.

[61 FR 66125, Dec. 16, 1996; 62 FR 1681, Jan. 13, 1997, as amended at 66 FR 6914, Jan. 22, 2001; 69 FR 18803, Apr. 9, 2004; 77 FR 29845, May 18, 2012]

§ 435.42 Effluent limitations guidelines representing the degree of effluent reduction attainable by the application of the best practicable control technology currently available (BPT).

Except as provided in 40 CFR 125.30–125.32, any existing point source subject to this subpart must achieve the following effluent limitations representing the degree of effluent reduction attainable by the application of the best practicable control technology currently available.

BPT EFFLUENT LIMITATIONS—OIL AND GREASE

[In milligrams per liter]

Pollutant parameter waste source	Maximum for any 1 day	Average of values for 30 consecutive days shall not exceed	Residual chlorine minimum for any 1 day
Produced water	72	48	NA
Deck drainage	(¹)	(¹)	NA
Water-based:			
Drilling fluids	(¹)	(¹)	NA
Drill Cuttings	(¹)	(¹)	NA
Non-aqueous:			
Drilling fluids	No discharge	No discharge	NA
Drill Cuttings	(¹)	(¹)	NA
Well treatment, workover, and completion fluids	(¹)	(¹)	NA
Sanitary:			
M10	NA	NA	≥ 1
M9IM ³	NA	NA	NA
Domestic ³	NA	NA	NA
Produced sand	Zero discharge	Zero discharge	NA

¹ No discharge of free oil. See § 435.41(y).

§ 435.43

40 CFR Ch. I (7–1–21 Edition)

² Minimum of 1 mg/l and maintained as close to this concentration as possible.
³ There shall be no floating solids as a result of the discharge of these wastes.

[61 FR 66125, Dec. 16, 1996, as amended at 66 FR 6916, Jan. 22, 2001; 77 FR 29846, May 18, 2012]

§ 435.43 Effluent limitations guidelines representing the degree of effluent reduction attainable by the application of the best available technology economically achievable (BAT).

ject to this subpart must achieve the following effluent limitations representing the degree of effluent reduction attainable by the application of the best available technology economically achievable (BAT):

Except as provided in 40 CFR 125.30–125.32, any existing point source sub-

BAT EFFLUENT LIMITATIONS

Stream	Pollutant parameter	BAT effluent limitations
Produced Water:		
(A) All coastal areas except Cook Inlet	No discharge.
(B) Cook Inlet	Oil & Grease	The maximum for any one day shall not exceed 42 mg/l, and the 30-day average shall not exceed 29 mg/l.
Drilling Fluids, Drill Cuttings, and Dewatering Effluent: ¹		
(A) All coastal areas except Cook Inlet	No discharge.
(B) Cook Inlet:		
Water-based drilling fluids, drill cuttings, and dewatering effluent.	SPP Toxicity	Minimum 96-hour LC ₅₀ of the SPP Toxicity Test ⁴ shall be 3% by volume.
	Free oil	No discharge. ²
	Diesel oil	No discharge.
	Mercury	1 mg/kg dry weight maximum in the stock barite.
	Cadmium	3 mg/kg dry weight maximum in the stock barite.
Non-aqueous drilling fluids and dewatering effluent.	No discharge.
Drill cuttings associated with non-aqueous drilling fluids.	No discharge. ⁵
Well Treatment, Workover and Completion Fluids:		
(A) All coastal areas except Cook Inlet	No discharge.
(B) Cook Inlet	Oil & Grease	The maximum for any one day shall not exceed 42 mg/l, and the 30-day average shall not exceed 29 mg/l.
Produced Sand	No discharge.
Deck Drainage	Free Oil ³	No discharge.
Domestic Waste	Foam	No discharge.

¹ BAT limitations for dewatering effluent are applicable prospectively, BAT limitations in this rule are not applicable to discharges of dewatering effluent from reserve pits which as of the effective date of this rule no longer receive drilling fluids and drill cuttings. Limitations on such discharges shall be determined by the NPDES permit issuing authority.

² As determined by the static sheen test. See § 435.41(ff).

³ As determined by the presence of a film or sheen upon or a discoloration of the surface of the receiving water (visual sheen).

⁴ As determined by the suspended particulate phase (SPP) toxicity test. See § 435.41(ee).

⁵ When Cook Inlet operators cannot comply with this no discharge requirement due to technical limitations (see appendix 1 of subpart D of this part), Cook Inlet operators shall meet the same stock limitations (C₁₆–C₁₈ internal olefin) and discharge limitations for drill cuttings associated with non-aqueous drilling fluids for operators in Offshore waters (see § 435.13) in order to discharge drill cuttings associated with non-aqueous drilling fluids.

[61 FR 66125, Dec. 16, 1996; 62 FR 1681, Jan. 13, 1997, as amended at 66 FR 6917, Jan. 22, 2001; 77 FR 29846, May 18, 2012]

Environmental Protection Agency

§ 435.45

§ 435.44 Effluent limitations guidelines representing the degree of effluent reduction attainable by the application of the best conventional pollutant control technology (BCT).

Except as provided in 40 CFR 125.30–125.32, any existing point source sub-

ject to this subpart must achieve the following effluent limitations representing the degree of effluent reduction attainable by the application of the best conventional pollutant control technology (BCT):

BCT EFFLUENT LIMITATIONS

Stream	Pollutant parameter	BCT effluent limitations
Produced Water (all facilities)	Oil & Grease	The maximum for any one day shall not exceed 72 mg/l and the 30-day average shall not exceed 48 mg/l.
Drilling Fluids and Drill Cuttings and Dewatering Effluent: ¹		
All facilities except Cook Inlet		No discharge.
Cook Inlet:		
Water-based drilling fluids, drill cuttings, and dewatering effluent.	Free Oil	No discharge. ²
Non-aqueous drilling fluids and dewatering effluent.		No discharge.
Drill cuttings associated with non-aqueous drilling fluids.	Free Oil	No discharge. ²
Well Treatment, Workover and Completion Fluids.	Free Oil	No discharge. ²
Produced Sand		No discharge.
Deck Drainage	Free Oil	No discharge. ³
Sanitary Waste:		
Sanitary M10	Residual Chlorine	Minimum of 1 mg/l maintained as close to this concentration as possible.
Sanitary M91M	Floating Solids	No discharge.
Domestic Waste	Floating Solids and garbage	No discharge of Floating Solids or garbage.

¹ BCT limitations for dewatering effluent are applicable prospectively. BCT limitations in this rule are not applicable to discharges of dewatering effluent from reserve pits which as of the effective date of this rule no longer receive drilling fluids and drill cuttings. Limitations on such discharges shall be determined by the NPDES permit issuing authority.

² As determined by the static sheen test. See § 435.41(f).

³ As determined by the presence of a film or sheen upon or a discoloration of the surface of the receiving water (visual sheen).

[61 FR 66125, Dec. 16, 1996; 62 FR 1682, Jan. 13, 1997, as amended at 66 FR 6917, Jan. 22, 2001; 77 FR 29846, May 18, 2012]

§ 435.45 Standards of performance for new sources (NSPS).

Any new source subject to this subpart must achieve the following new source performance standards (NSPS):

NSPS EFFLUENT LIMITATIONS

Stream	Pollutant parameter	NSPS effluent limitations
Produced Water:		
(A) All coastal areas except Cook Inlet		No discharge.
(B) Cook Inlet	Oil & Grease	The maximum for any one day shall not exceed 42 mg/l, and the 30-day average shall not exceed 29 mg/l.
Drilling Fluids, Drill Cuttings, and Dewatering Effluent: ¹		
(A) All coastal areas except Cook Inlet		No discharge.
(B) Cook Inlet:		
Water-based drilling fluids, drill cuttings, and dewatering effluent.	SPP Toxicity	Minimum 96-hour LC ₅₀ of the SPP Toxicity Test ⁴ shall be 3% by volume.
	Free oil	No discharge. ²
	Diesel oil	No discharge.
	Mercury	1 mg/kg dry weight maximum in the stock barite.
	Cadmium	3 mg/kg dry weight maximum in the stock barite.

NSPS EFFLUENT LIMITATIONS—Continued

Stream	Pollutant parameter	NSPS effluent limitations
Non-aqueous drilling fluids and dewatering effluent.	No discharge.
Drill cuttings associated with non-aqueous drilling fluids.	No discharge. ⁵
Well Treatment, Workover and Completion Fluids:		
(A) All coastal areas except Cook Inlet	No discharge.
(B) Cook Inlet	Oil & Grease	The maximum for any one day shall not exceed 42 mg/l, and the 30-day average shall not exceed 29 mg/l.
Produced Sand	No discharge.
Deck Drainage	Free Oil ³	No discharge.
Sanitary Waste		
Sanitary M10	Residual Chlorine	Minimum of 1 mg/l and maintained as close to this concentration as possible.
Sanitary M9IM	Floating Solids	No discharge.
Domestic Waste	Floating Solids, Garbage and Foam.	No discharge of floating solids or garbage or foam.

¹ NSPS limitations for dewatering effluent are applicable prospectively. NSPS limitations in this rule are not applicable to discharges of dewatering effluent from reserve pits which as of the effective date of this rule no longer receive drilling fluids and drill cuttings. Limitations on such discharges shall be determined by the NPDES permit issuing authority.

² As determined by the static sheen test. See § 435.41(ff).

³ As determined by the presence of a film or sheen upon or a discoloration of the surface of the receiving water (visual sheen).

⁴ As determined by the suspended particulate phase (SPP) toxicity test. See § 435.41(ee).

⁵ When Cook Inlet operators cannot comply with this no discharge requirement due to technical limitations (see appendix 1 of subpart D of this part), Cook Inlet operators shall meet the same stock limitations (C₁₆–C₁₈ internal olefin) and discharge limitations for drill cuttings associated with non-aqueous drilling fluids for operators in Offshore waters (see § 435.15) in order to discharge drill cuttings associated with non-aqueous drilling fluids.

[61 FR 66125, Dec. 16, 1996; 62 FR 1682, Jan. 13, 1997, as amended at 66 FR 6918, Jan. 22, 2001; 77 FR 29846, May 18, 2012]

§ 435.46 Pretreatment standards of performance for existing sources (PSES).

Except as provided in 40 CFR 403.7 and 403.13, any existing source with discharges subject to this subpart that introduces pollutants into a publicly owned treatment works must comply with 40 CFR part 403 and achieve the following pretreatment standards for existing sources (PSES).

PSES EFFLUENT LIMITATIONS

Stream	Pollutant parameter	PSES effluent limitations
Produced Water	No discharge.
Drilling Fluids and Drill Cuttings Well Treatment.	
Workover and Completion Fluids.	No discharge.
Produced Sand	No discharge.
Deck Drainage	No discharge.

§ 435.47 Pretreatment standards of performance for new sources (PSNS).

Except as provided in 40 CFR 403.7 and 403.13, any new source with discharges subject to this subpart that introduces pollutants into a publicly owned treatment works must comply with 40 CFR part 403 and achieve the following pretreatment standards for new sources (PSNS).

PSNS EFFLUENT LIMITATIONS

Stream	Pollutant parameter	PSNS effluent limitations
Produced Water (all facilities).	No discharge.
Drilling fluids and Drill Cuttings.	No discharge.
Well Treatment, Workover and Completion Fluids.	No discharge.
Produced Sand	No discharge.
Deck Drainage	No discharge.

APPENDIX 1 TO SUBPART D OF PART
435—PROCEDURE FOR DETERMINING
WHEN COASTAL COOK INLET OPERA-
TORS QUALIFY FOR AN EXEMPTION
FROM THE ZERO DISCHARGE RE-
QUIREMENT FOR EMO-CUTTINGS AND
SBF-CUTTINGS IN COASTAL COOK
INLET, ALASKA

1.0 SCOPE AND APPLICATION

This appendix is to be used to determine whether a Cook Inlet, Alaska, operator in Coastal waters (Coastal Cook Inlet operator) qualifies for the exemption to the zero discharge requirement established by 40 CFR 435.43 and 435.45 for drill cuttings associated with the following non-aqueous drilling fluids: enhanced mineral oil based drilling fluids (EMO-cuttings) and synthetic-based drilling fluids (SBF-cuttings). Coastal Cook Inlet operators are prohibited from discharging oil-based drilling fluids. This appendix is intended to define those situations under which technical limitations preclude Coastal Cook Inlet operators from complying with the zero discharge requirement for EMO-cuttings and SBF-cuttings. Coastal Cook Inlet operators that qualify for this exemption may be authorized to discharge EMO-cuttings and SBF-cuttings subject to the limitations applicable to operators in Offshore waters (see subpart A of this part).

2.0 METHOD

2.1 Any Coastal Cook Inlet operator must achieve the zero discharge limit for EMO-cuttings and SBF-cuttings unless it successfully demonstrates that technical limitations prevent it from being able to dispose of its EMO-cuttings or SBF-cuttings through on-site annular disposal, injection into a Class II underground injection control (UIC) well, or onshore land application.

2.2 To successfully demonstrate that technical limitations prevent it from being able to dispose of its EMO-cuttings or SBF-cuttings through on-site annular disposal, a Coastal Cook Inlet operator must show that it has been unable to establish formation injection in nearby wells that were initially considered for annular or dedicated disposal of EMO-cuttings or SBF-cuttings or prove to the satisfaction of the Alaska Oil and Gas Conservation Commission (AOGCC) that the EMO-cuttings or SBF-cuttings will be confined to the formation disposal interval. This demonstration must include:

a. Documentation, including engineering analysis, that shows (1) an inability to establish formation injection (e.g., formation is too tight), (2) an inability to confine EMO-cuttings or SBF-cuttings in disposal formation (e.g., no confining zone or adequate barrier to confine wastes in formation), or (3) the occurrence of high risk emergency (e.g.,

mechanical failure of well, loss of ability to inject that risks loss of well which would cause significant economic harm or create a substantial risk to safety); and

b. A risk analysis of alternative disposal options, including environmental assessment, human health and safety, and economic impact, that shows discharge as the lowest risk option.

2.3 To successfully demonstrate that technical limitations prevent it from being able to dispose of its EMO-cuttings or SBF-cuttings through injection into a Class II UIC well, a Coastal Cook Inlet operator must show that it has been unable to establish injection into a Class II UIC well or prove to the satisfaction of the Alaska Oil and Gas Conservation Commission (AOGCC) that the EMO-cuttings or SBF-cuttings will be confined to the formation disposal interval. This demonstration must include:

a. Documentation, including engineering analysis, that shows the inability to confine EMO-cuttings or SBF-cuttings in a Class II UIC well (e.g., no confining zone or adequate barrier to confine wastes in formation);

b. Documentation demonstrating that no Class II UIC well is accessible (e.g., operator does not own, competitor will not allow injection); and

c. A risk analysis of alternative disposal option, including environmental assessment, human health and safety, and economic impact, that shows discharge as the lowest risk option.

2.4 To successfully demonstrate that technical limitations prevent it from being able to dispose of its EMO-cuttings or SBF-cuttings through land application, a Coastal Cook Inlet operator must show that it has been unable to handle drilling waste or dispose of EMO-cuttings or SBF-cuttings at an appropriate land disposal site. This demonstration must include:

a. Documentation of site restrictions that preclude land application (e.g., no land disposal sites available);

b. Documentation of the platform's lack of capacity for adequate storage of EMO-cuttings or SBF-cuttings (e.g., limited storage or room for cuttings transfer); or

c. Documentation of inability to transfer EMO-cuttings or SBF-cuttings from platform to land for disposal (e.g., extremely low tides, high wave action).

3.0 PROCEDURE

3.1 Except as described in Section 3.2 of this appendix, a Coastal Cook Inlet operator believing that it qualifies for the exemption to the zero discharge requirement for EMO-cuttings or SBF-cuttings must apply for and obtain an individual NPDES permit prior to discharging EMO-cuttings or SBF-cuttings to waters of the United States.

3.2 Discharges occurring as the result a high risk emergency (e.g., mechanical failure

§ 435.50

of well, loss of ability to inject that risks loss of well which would cause significant economic harm or safety) may be authorized by a general NPDES permit provided that:

a. The Coastal Cook Inlet operator satisfactorily demonstrates to EPA Region 10 the fulfillment of the other exemption requirements described in Section 2.0 of this appendix, or

b. The general permit allows for high risk emergency discharges and provides Reporting Requirements to EPA Region 10 immediately upon commencing discharge.

[66 FR 6918, Jan. 22, 2001]

Subpart E—Agricultural and Wildlife Water Use Subcategory

§ 435.50 Applicability; description of the beneficial use subcategory.

The provisions of this subpart are applicable to those onshore facilities located in the continental United States and west of the 98th meridian for which the produced water has a use in agriculture or wildlife propagation when discharged into navigable waters. These facilities are engaged in the production, drilling, well completion, and well treatment in the oil and gas extraction industry.

§ 435.51 Specialized definitions.

For the purpose of this subpart:

(a) Except as provided below, the general definitions, abbreviations, and methods of analysis set forth in 40 CFR part 401 shall apply to this subpart.

(b) The term “onshore” shall mean all land areas landward of the territorial seas as defined in 40 CFR 125.1(gg).

(c) The term “use in agricultural or wildlife propagation” means that the produced water is of good enough quality to be used for wildlife or livestock watering or other agricultural uses and that the produced water is actually put to such use during periods of discharge.

§ 435.52 Effluent limitations guidelines representing the degree of effluent reduction attainable by the application of the best practicable control technology currently available.

Except as provided in §§ 125.30 through 125.32, any existing point source subject to this subpart shall achieve the following effluent limitations representing the degree of efflu-

40 CFR Ch. I (7–1–21 Edition)

ent reduction attainable by the application of the best practicable control technology currently available (BPT):

(a) There shall be no discharge of waste pollutants into navigable waters from any source (other than produced water) associated with production, field exploration, drilling, well completion, or well treatment (*i.e.*, drilling muds, drill cuttings, and produced sands).

(b) Produced water discharges shall not exceed the following daily maximum limitation:

Effluent characteristics: Effluent limitation (mg/l).

Oil and Grease: 35.

[44 FR 22075, Apr. 13, 1979, as amended at 60 FR 33967, June 29, 1995]

Subpart F—Stripper Subcategory

§ 435.60 Applicability; description of the stripper subcategory.

The provisions of this subpart are applicable to those onshore facilities which produce 10 barrels per well per calendar day or less of crude oil and which are operating at the maximum feasible rate of production and in accordance with recognized conservation practices. These facilities are engaged in production, and well treatment in the oil and gas extraction industry.

§ 435.61 Specialized definitions.

For the purpose of this subpart:

(a) Except as provided below, the general definitions, abbreviations, and methods of analysis set forth in 40 CFR part 401 shall apply to this subpart.

(b) The term “onshore” shall mean all land areas landward of the inner boundary of the territorial seas as defined in 40 CFR 125.1(gg).

(c) The term “well” shall mean crude oil producing wells and shall not include gas wells or wells injecting water for disposal or for enhanced recovery of oil or gas.

(d) The term “gas well” shall mean any well which produces natural gas in a ratio to the petroleum liquids produced greater than 15,000 cubic feet of gas per 1 barrel (42 gallons) of petroleum liquids.

Subpart G—General Provisions**§ 435.70 Applicability.**

(a) *Purpose.* This subpart is intended to prevent oil and gas facilities, for which effluent limitations guidelines and standards, new source performance standards, or pretreatment standards have been promulgated under this part, from circumventing the effluent limitations guidelines and standards applicable to those facilities by moving effluent produced in one subcategory to another subcategory for disposal under less stringent requirements than intended by this part.

(b) *Applicability.* The effluent limitations and standards applicable to an oil and gas facility shall be determined as follows:

(1) An Oil and Gas facility, operator, or its agent or contractor may move its wastewaters from a facility located in one subcategory to another subcategory for treatment and return it to a location covered by the original subcategory for disposal. In such case, the effluent limitations guidelines, new source performance standards, or pretreatment standards for the original subcategory apply.

(2) An Oil and Gas facility, operator, or its agent or contractor may move its wastewaters from a facility located in one subcategory to another subcategory for disposal or treatment and disposal, provided:

(i) If an Oil and Gas facility, operator or its agent or contractor moves wastewaters from a wellhead located in one subcategory to another subcategory where oil and gas facilities are governed by less stringent effluent limitations guidelines, new source performance standards, or pretreatment standards, the more stringent effluent limitations guidelines, new source performance standards, or pretreatment standards applicable to the subcategory where the wellhead is located shall apply.

(ii) If an Oil and Gas facility, operator or its agent moves effluent from a wellhead located in one subcategory to another subcategory where oil and gas facilities are governed by more stringent effluent limitations guidelines, new source performance standards, or pretreatment standards, the more

stringent effluent limitations guidelines, new source performance standards, or pretreatment standards applicable at the point of discharge shall apply.

[61 FR 66129, Dec. 16, 1996]

Subpart H—Coalbed Methane Subcategory [Reserved]**PART 436—MINERAL MINING AND PROCESSING POINT SOURCE CATEGORY****Subpart A—Dimension Stone Subcategory [Reserved]****Subpart B—Crushed Stone Subcategory**

Sec.

436.20 Applicability; description of the crushed stone subcategory.

436.21 Specialized definitions.

436.22 Effluent limitations guidelines representing the degree of effluent reduction attainable by the application of the best practicable control technology currently available.

Subpart C—Construction Sand and Gravel Subcategory

436.30 Applicability; description of the construction sand and gravel subcategory.

436.31 Specialized definitions.

436.32 Effluent limitations guidelines representing the degree of effluent reduction attainable by the application of the best practicable control technology currently available.

Subpart D—Industrial Sand Subcategory

436.40 Applicability; description of the industrial sand subcategory.

436.41 Specialized definitions.

436.42 Effluent limitations guidelines representing the degree of effluent reduction attainable by the application of the best practicable control technology currently available.

Subpart E—Gypsum Subcategory

436.50 Applicability; description of the gypsum subcategory.

436.51 Specialized definitions.

436.52 Effluent limitations guidelines representing the degree of effluent reduction attainable by the application of the best practicable control technology currently available.

Subpart F—Asphaltic Mineral Subcategory

- 436.60 Applicability; description of the asphaltic mineral subcategory.
- 436.61 Specialized definitions.
- 436.62 Effluent limitations guidelines representing the degree of effluent reduction attainable by the application of the best practicable control technology currently available.

Subpart G—Asbestos and Wollastonite Subcategory

- 436.70 Applicability; description of the asbestos and wollastonite subcategory.
- 436.71 Specialized definitions.
- 436.72 Effluent limitations guidelines representing the degree of effluent reduction attainable by the application of the best practicable control technology currently available.

Subpart H—Lightweight Aggregates Subcategory [Reserved]**Subpart I—Mica and Sericite Subcategory [Reserved]****Subpart J—Barite Subcategory**

- 436.100 Applicability; description of the barite subcategory.
- 436.101 Specialized definitions.
- 436.102 Effluent limitations guidelines representing the degree of effluent reduction attainable by the application of the best practicable control technology currently available.

Subpart K—Fluorspar Subcategory

- 436.110 Applicability; description of the fluorspar subcategory.
- 436.111 Specialized definitions.
- 436.112 Effluent limitations guidelines representing the degree of effluent reduction attainable by the application of the best practicable control technology currently available.

Subpart L—Salines From Brine Lakes Subcategory

- 436.120 Applicability; description of the salines from brine lakes subcategory.
- 436.121 Specialized definitions.
- 436.122 Effluent limitations guidelines representing the degree of effluent reduction attainable by the application of the best practicable control technology currently available.

Subpart M—Borax Subcategory

- 436.130 Applicability; description of the borax subcategory.
- 436.131 Specialized definitions.

- 436.132 Effluent limitations guidelines representing the degree of effluent reduction attainable by the application of the best practicable control technology currently available.

Subpart N—Potash Subcategory

- 436.140 Applicability; description of the potash subcategory.
- 436.141 Specialized definitions.
- 436.142 Effluent limitations guidelines representing the degree of effluent reduction attainable by the application of the best practicable control technology currently available.

Subpart O—Sodium Sulfate Subcategory

- 436.150 Applicability; description of the sodium sulfate subcategory.
- 436.151 Specialized definitions.
- 436.152 Effluent limitations guidelines representing the degree of effluent reduction attainable by the application of the best practicable control technology currently available.

Subpart P—Trona Subcategory [Reserved]**Subpart Q—Rock Salt Subcategory [Reserved]****Subpart R—Phosphate Rock Subcategory**

- 436.180 Applicability; description of the phosphate rock subcategory.
- 436.181 Specialized definitions.
- 436.182 Effluent limitations guidelines representing the degree of effluent reduction attainable by the application of the best practicable control technology currently available.
- 436.183–436.184 [Reserved]
- 436.185 Standards of performance for new sources.

Subpart S—Frasch Sulfur Subcategory

- 436.190 Applicability; description of the Frasch sulfur subcategory.
- 436.191 Specialized definitions.
- 436.192 Effluent limitations guidelines representing the degree of effluent reduction attainable by the application of the best practicable control technology currently available.

Subpart T—Mineral Pigments Subcategory [Reserved]**Subpart U—Lithium Subcategory [Reserved]****Subpart V—Bentonite Subcategory**

- 436.220 Applicability; description of the bentonite subcategory.

Environmental Protection Agency

§ 436.20

436.221 Specialized definitions.

436.222 Effluent limitations guidelines representing the degree of effluent reduction attainable by the application of the best practicable control technology currently available.

Subpart W—Magnesite Subcategory

436.230 Applicability; description of the magnesite subcategory.

436.231 Specialized definitions.

436.232 Effluent limitations guidelines representing the degree of effluent reduction attainable by the application of the best practicable control technology currently available.

Subpart X—Diatomite Subcategory

436.240 Applicability; description of the diatomite subcategory.

436.241 Specialized definitions.

436.242 Effluent limitations guidelines representing the degree of effluent reduction attainable by the application of the best practicable control technology currently available.

Subpart Y—Jade Subcategory

436.250 Applicability; description of the jade subcategory.

436.251 Specialized definitions.

436.252 Effluent limitations guidelines representing the degree of effluent reduction attainable by the application of the best practicable control technology currently available.

Subpart Z—Novaculite Subcategory

436.260 Applicability; description of the novaculite subcategory.

436.261 Specialized definitions.

436.262 Effluent limitations guidelines representing the degree of effluent reduction attainable by the application of the best practicable control technology currently available.

Subpart AA—Fire Clay Subcategory [Reserved]

Subpart AB—Attapulgitte and Montmorillonite Subcategory [Reserved]

Subpart AC—Kyanite Subcategory [Reserved]

Subpart AD—Shale and Common Clay Subcategory [Reserved]

Subpart AE—Aplite Subcategory [Reserved]

Subpart AF—Tripoli Subcategory

436.310 Applicability; description of the tripoli subcategory.

436.321 Specialized definitions.

436.322 Effluent limitations guidelines representing the degree of effluent reduction attainable by the application of the best practicable control technology currently available.

Subpart AG—Kaolin Subcategory [Reserved]

Subpart AH—Ball Clay Subcategory [Reserved]

Subpart AI—Feldspar Subcategory [Reserved]

Subpart AJ—Talc, Steatite, Soapstone and Pyrophyllite Subcategory [Reserved]

Subpart AK—Garnet Subcategory [Reserved]

Subpart AL—Graphite Subcategory

436.380 Applicability; description of the graphite subcategory.

436.381 Specialized definitions.

436.382 Effluent limitations guidelines representing the degree of effluent reduction attainable by the application of the best practicable control technology currently available.

AUTHORITY: Secs. 301, 304 (b) and (c), Federal Water Pollution Control Act, as amended (33 U.S.C. 1251, 1311, 1314 (b) and (c), 86 Stat. 816 *et seq.*, Pub. L. 92-500) (the Act).

SOURCE: 40 FR 48657, Oct. 16, 1975, unless otherwise noted.

Subpart A—Dimension Stone Subcategory [Reserved]

Subpart B—Crushed Stone Subcategory

SOURCE: 42 FR 35849, July 12, 1977, unless otherwise noted.

§ 436.20 Applicability; description of the crushed stone subcategory.

The provisions of this subpart are applicable to the mining or quarrying and the processing of crushed and broken stone and riprap. This subpart includes all types of rock and stone. Rock and stone that is crushed or broken prior to

§ 436.21

the extraction of a mineral are elsewhere covered. The processing of calcite, however, in conjunction with the processing of crushed and broken limestone or dolomite is included in this subpart.

§ 436.21 Specialized definitions.

For the purpose of this subpart:

(a) Except as provided below, the general definitions, abbreviations and methods of analysis set forth in part 401 of this chapter shall apply to this subpart.

(b) The term “mine dewatering” shall mean any water that is impounded or that collects in the mine and is pumped, drained or otherwise removed from the mine through the efforts of the mine operator. However, if a mine is also used for treatment of process generated waste water, discharges of commingled water from the facilities shall be deemed discharges of process generated waste water.

(c) The term “10-year 24-hour precipitation event” shall mean the maximum 24-hour precipitation event with a probable reoccurrence interval of once in 10 years. This information is available in “Weather Bureau Technical Paper No. 40,” May 1961 and “NOAA Atlas 2,” 1973 for the 11 Western States, and may be obtained from the National Climatic Center of the Environmental Data Service, National Oceanic and Atmospheric Administration, U.S. Department of Commerce.

(d) The term “mine” shall mean an area of land, surface or underground, actively mined for the production of crushed and broken stone from natural deposits.

(e) The term “process generated waste water” shall mean any waste water used in the slurry transport of mined material, air emissions control, or processing exclusive of mining. The term shall also include any other water which becomes commingled with such waste water in a pit, pond, lagoon, mine, or other facility used for treatment of such waste water.

40 CFR Ch. I (7–1–21 Edition)

§ 436.22 Effluent limitations guidelines representing the degree of effluent reduction attainable by the application of the best practicable control technology currently available.

(a) Except as provided in §§ 125.30 through 125.32, and subject to the provisions of paragraphs (b) and (c) of this section, any existing point source subject to this subpart shall achieve the following effluent limitations representing the degree of effluent reduction attainable by the application of the best practicable control technology currently available (BPT):

(1) Discharges of process generated waste water pollutants from facilities that recycle waste water for use in processing shall not exceed the following limitations:

Effluent characteristic	Effluent limitations	
	Maximum for any 1 day	Average of daily values for 30 consecutive days shall not exceed—
pH	(¹)	(¹)

¹ Within the range 6.0 to 9.0.

(2) Mine dewatering discharges shall not exceed the following limitations:

Effluent characteristic	Effluent limitations	
	Maximum for any 1 day	Average of daily values for 30 consecutive days shall not exceed—
pH	(¹)	(¹)

¹ Within the range 6.0 to 9.0.

(b) Any overflow from facilities governed by this subpart shall not be subject to the limitations of paragraph (a) of this section if the facilities are designed, constructed and maintained to contain or treat the volume of waste water which would result from a 10-year 24-hour precipitation event.

(c) In the case of a discharge into receiving waters for which the pH, if unaltered by man's activities, is or would be less than 6.0 and water quality criteria in water quality standards approved under the Act authorize such lower pH, the pH limitations for such discharge may be adjusted downward to the pH water quality criterion for the receiving waters. In no case shall a

Environmental Protection Agency

§ 436.32

pH limitation outside the range 5.0 to 9.0 be permitted.

[42 FR 35849, July 12, 1977, as amended at 44 FR 76793, Dec. 28, 1979; 60 FR 33967, June 29, 1995; 60 FR 35796, July 11, 1995]

Subpart C—Construction Sand and Gravel Subcategory

SOURCE: 42 FR 35850, July 12, 1977, unless otherwise noted.

§ 436.30 Applicability; description of the construction sand and gravel subcategory.

The provisions of this subpart are applicable to the mining and the processing of sand and gravel for construction or fill uses, except that on-board processing of dredged sand and gravel which is subject to the provisions of 33 CFR part 230 of this chapter will not be governed by the provisions of this subpart.

§ 436.31 Specialized definitions.

For the purpose of this subpart:

(a) Except as provided below, the general definitions, abbreviations and methods of analysis set forth in part 401 of this chapter shall apply to this subpart.

(b) The term “mine dewatering” shall mean any water that is impounded or that collects in the mine and is pumped, drained or otherwise removed from the mine through the efforts of the mine operator. This term shall also include wet pit overflows caused solely by direct rainfall and ground water seepage. However, if a mine is also used for treatment of process generated waste water, discharges of commingled water from the mine shall be deemed discharges of process generated waste water.

(c) The term “10-year 24-hour precipitation event” shall mean the maximum 24 hour precipitation event with a probable reoccurrence interval of once in 10 years. This information is available in “Weather Bureau Technical Paper No. 40,” May 1961 and “NOAA Atlas 2,” 1973 for the 11 Western States, and may be obtained from the National Climatic Center of the Environmental Data Service, National Oceanic and At-

mospheric Administration, U.S. Department of Commerce.

(d) The term “mine” shall mean an area of land, surface or underground, actively mined for the production of sand and gravel from natural deposits.

(e) The term “process generated waste water” shall mean any waste water used in the slurry transport of mined material, air emissions control, or processing exclusive of mining. The term shall also include any other water which becomes commingled with such waste water in a pit, pond, lagoon, mine or other facility used for treatment of such waste water. The term does not include waste water used for the suction dredging of deposits in a body of water and returned directly to the body of waste without being used for other purposes or combined with other waste water.

§ 436.32 Effluent limitations guidelines representing the degree of effluent reduction attainable by the application of the best practicable control technology currently available.

(a) Except as provided in §§125.30 through 125.32, and subject to the provisions of paragraphs (b) and (c) of this section, any existing point source subject to this subpart shall achieve the following effluent limitations representing the degree of effluent reduction attainable by the application of the best practicable control technology currently available (BPT):

(1) Discharges of process generated waste water pollutants from facilities that recycle waste water for use in processing shall not exceed the following limitations:

Effluent characteristic	Effluent limitations	
	Maximum for any 1 day	Average of daily values for 30 consecutive days shall not exceed—
pH	(¹)	(¹)

¹ Within the range 6.0 to 9.0.

(2) Mine dewatering discharges shall not exceed the following limitations:

§ 436.40

40 CFR Ch. I (7–1–21 Edition)

Effluent characteristic	Effluent limitations	
	Maximum for any 1 day	Average of daily values for 30 consecutive days shall not exceed—
pH	(¹)	(¹)

¹ Within the range 6.0 to 9.0.

(b) Any overflow from facilities governed by this subpart shall not be subject to the limitations of paragraph (a) of this section if the facilities are designed, constructed and maintained to contain or treat the volume of waste water which would result from a 10-year 24-hour precipitation event.

(c) In the case of a discharge into receiving waters for which the pH, if unaltered by man's activities, is or would be less than 6.0 and water quality criteria in water quality standards approved under the Act authorize such lower pH, the pH limitation for such discharge may be adjusted downward to the pH water quality criterion for the receiving waters. In no case shall a pH limitation outside the range 5.0 to 9.0 be permitted.

[42 FR 35850, July 12, 1977, as amended at 44 FR 76793, Dec. 28, 1979; 60 FR 33967, June 29, 1995; 60 FR 35796, July 11, 1995]

Subpart D—Industrial Sand Subcategory

SOURCE: 42 FR 35851, July 12, 1977, unless otherwise noted.

§ 436.40 Applicability; description of the industrial sand subcategory.

The provisions of this subpart are applicable to the mining and the processing of sand and gravel for uses other than construction and fill. These uses include, but are not limited to glass-making, molding, abrasives, filtration, refractories, and refractory bonding.

§ 436.41 Specialized definitions.

For the purpose of this subpart:

(a) Except as provided below, the general definitions, abbreviations, and methods of analysis set forth in part 401 of this chapter shall apply to this subpart.

(b) The term “mine dewatering” shall mean any water that is impounded or that collects in the mine

and is pumped, drained, or otherwise removed from the mine through the efforts of the mine operator. This term shall also include wet pit overflows caused solely by direct rainfall and ground water seepage. However, if a mine is also used for the treatment of process generated waste water, discharges of commingled water from the mine shall be deemed discharges of process generated waste water.

(c) The term “10-year 24-hour precipitation event” shall mean the maximum 24 hour precipitation event with a probable reoccurrence interval of once in 10 years. This information is available in “Weather Bureau Technical Paper No. 40,” May 1961 and “NOAA Atlas 2,” 1973 for the 11 Western States, and may be obtained from the National Climatic Center of the Environmental Data Service, National Oceanic and Atmospheric Administration, U.S. Department of Commerce.

(d) The term “mine” shall mean an area of land actively mined for the production of sand and gravel from natural deposits.

(e) The term “process generated waste water” shall mean any waste water used in the slurry transport of mined material, air emissions control, or processing exclusive of mining. The term shall also include any other water which becomes commingled with such waste water in a pit, pond, lagoon, mine or other facility used for treatment of such waste water. The terms does not include waste water used for the suction dredging of deposits in a body of water and returned directly to the body of water without being used for other purposes or combined with other waste water.

§ 436.42 Effluent limitations guidelines representing the degree of effluent reduction attainable by the application of the best practicable control technology currently available.

(a) Except as provided in §§125.30 through 125.32, and subject to the provisions of paragraphs (b) and (c) of this section, any existing point source subject to this subpart shall achieve the following effluent limitations representing the degree of effluent reduction attainable by the application of the best practicable control technology currently available (BPT):

Environmental Protection Agency

§ 436.52

(1) With the exception of operation using HF flotation, discharges of process waste water pollutants from facilities that recycle waste water, for use in the processing shall not exceed the following limitations:

Effluent characteristic	Effluent limitations	
	Maximum for any 1 day	Average of daily values for 30 consecutive days shall not exceed—
TSS	45 mg/l (¹)	25 mg/l. (¹)
pH		

¹ Within the range 6.0 to 9.0.

(2) Except as provided in paragraphs (a) (1) and (3) of this section, there shall be no discharge of process generated waste water pollutants into navigable waters.

(3) Process generated waste water from facilities employing HF flotation shall not exceed the following limitations:

[Metric units, kg/kg of total product; English units, lb/1,000 lb of total product]

Effluent characteristic	Effluent limitations	
	Maximum for any 1 day	Average of daily values for 30 consecutive days shall not exceed—
TSS	0.046	0.023
Total fluoride006	.003
pH	(¹)	(¹)

¹ Within the range 6.0 to 9.0.

(4) Mine dewatering discharges shall not exceed the following limitations:

Effluent characteristic	Effluent limitations	
	Maximum for any 1 day	Average of daily values for 30 consecutive days shall not exceed—
TSS	45 mg/l (¹)	25 mg/l. (¹)
pH		

¹ Within the range 6.0 to 9.0.

(b) Any overflow from facilities governed by this subpart shall not be subject to the limitations of paragraph (a) of this section if the facilities are designed, constructed and maintained to contain or treat the volume of waste water which would result from a 10-year 24-hour precipitation event.

(c) In the case of a discharge into receiving waters for which the pH, if unaltered by man's activities, is or

would be less than 6.0 and water quality criteria in water quality standards approved under the Act authorize such lower pH, the pH limitation for such discharge may be adjusted downward to the pH water quality criterion for the receiving waters. In no case shall a pH limitation outside the range 5.0 to 9.0 be permitted.

[42 FR 35851, July 12, 1977, as amended at 60 FR 33967, June 29, 1995; 60 FR 35796, July 11, 1995]

Subpart E—Gypsum Subcategory

§ 436.50 Applicability; description of the gypsum subcategory.

The provisions of this subpart are applicable to the processing of gypsum.

§ 436.51 Specialized definitions.

For the purpose of this subpart:

(a) Except as provided below, the general definitions, abbreviations and methods of analysis set forth in part 401 of this chapter shall apply to this subpart.

§ 436.52 Effluent limitations guidelines representing the degree of effluent reduction attainable by the application of the best practicable control technology currently available.

Except as provided in §§ 125.30 through 125.32, any existing point source subject to this subpart shall achieve the following effluent limitations representing the degree of effluent reduction attainable by the application of the best practicable control technology currently available (BPT):

(a) For operations not employing wet air emissions control scrubbers there shall be no discharge of process generated waste water pollutants into navigable waters.

(b) Only that volume of water resulting from precipitation that exceeds the maximum safe surge capacity of a process waste water impoundment may be discharged from that impoundment. The height difference between the maximum safe surge capacity level and the normal operating level must be greater than the inches of rain representing the 10-year, 24-hour rainfall event as established by the National Climatic

§ 436.60

Center, National Oceanic and Atmospheric Administration for the locality in which such impoundment is located.

[40 FR 48657, Oct. 16, 1975, as amended at 60 FR 33967, June 29, 1995]

Subpart F—Asphaltic Mineral Subcategory

§ 436.60 Applicability; description of the asphaltic mineral subcategory.

The provisions of this subpart are applicable to the processing of bituminous limestone, oil-impregnated diatomite and oilsonite not primarily as an energy source.

§ 436.61 Specialized definitions.

For the purpose of this subpart:

(a) Except as provided below, the general definitions, abbreviations and methods of analysis set forth in part 401 of this chapter shall apply to this subpart.

§ 436.62 Effluent limitations guidelines representing the degree of effluent reduction attainable by the application of the best practicable control technology currently available.

Except as provided in §§ 125.30 through 125.32, any existing point source subject to this subpart shall achieve the following effluent limitations representing the degree of effluent reduction attainable by the application of the best practicable control technology currently available (BPT):

(a) Subject to the provisions of the following paragraphs of this section, there shall be no discharge of process generated waste water pollutants into navigable waters.

(b) Only that volume of water resulting from precipitation that exceeds the maximum safe surge capacity of a process waste water impoundment may be discharged from that impoundment. The height difference between the maximum safe surge capacity level and the normal operating level must be greater than the inches of rain representing the 10-year, 24-hour rainfall event as established by the National Climatic Center, National Oceanic and Atmos-

40 CFR Ch. I (7–1–21 Edition)

pheric Administration for the locality in which such impoundment is located.

[40 FR 48657, Oct. 16, 1975, as amended at 60 FR 33967, June 29, 1995]

Subpart G—Asbestos and Wollastonite Subcategory

§ 436.70 Applicability; description of the asbestos and wollastonite subcategory.

The provisions of this subpart are applicable to the processing of asbestos and wollastonite.

§ 436.71 Specialized definitions.

For the purpose of this subpart:

(a) Except as provided below, the general definitions, abbreviations and methods of analysis set forth in part 401 of this chapter shall apply to this subpart.

§ 436.72 Effluent limitations guidelines representing the degree of effluent reduction attainable by the application of the best practicable control technology currently available.

Except as provided in §§ 125.30 through 125.32, any existing point source subject to this subpart shall achieve the following effluent limitations representing the degree of effluent reduction attainable by the application of the best practicable control technology currently available (BPT):

(a) Subject to the provisions of the following paragraphs of this section, there shall be no discharge of process generated waste water pollutants into navigable waters.

(b) Only that volume of water resulting from precipitation that exceeds the maximum safe surge capacity of a process waste water impoundment may be discharged from that impoundment. The height difference between the maximum safe surge capacity level and the normal operating level must be greater than the inches of rain representing the 10-year, 24-hour rainfall event as established by the National Climatic

Environmental Protection Agency

§ 436.122

Center, National Oceanic and Atmospheric Administration for the locality in which such impoundment is located.

[40 FR 48657, Oct. 16, 1975, as amended at 60 FR 33967, June 29, 1995]

Subpart H—Lightweight Aggregates Subcategory [Reserved]

Subpart I—Mica and Sericite Subcategory [Reserved]

Subpart J—Barite Subcategory

§ 436.100 Applicability; description of the barite subcategory.

The provisions of this subpart are applicable to the processing of barite.

§ 436.101 Specialized definitions.

For the purpose of this subpart:

(a) Except as provided below, the general definitions, abbreviations and methods of analysis set forth in part 401 of this chapter shall apply to this subpart.

§ 436.102 Effluent limitations guidelines representing the degree of effluent reduction attainable by the application of the best practicable control technology currently available.

Except as provided in §§ 125.30 through 125.32, any existing point source subject to this subpart shall achieve the following effluent limitations representing the degree of effluent reduction attainable by the application of the best practicable control technology currently available (BPT): For operations not employing wet processes or flotation processes there shall be no discharge of process generated waste water pollutants into navigable waters.

[60 FR 33967, June 29, 1995]

Subpart K—Fluorspar Subcategory

§ 436.110 Applicability; description of the fluorspar subcategory.

The provisions of this subpart are applicable to the processing of fluorspar.

§ 436.111 Specialized definitions.

For the purpose of this subpart:

(a) Except as provided below, the general definitions, abbreviations and methods of analysis set forth in part 401 of this chapter shall apply to this subpart.

§ 436.112 Effluent limitations guidelines representing the degree of effluent reduction attainable by the application of the best practicable control technology currently available.

Except as provided in §§ 125.30 through 125.32, any existing point source subject to this subpart shall achieve the following effluent limitations representing the degree of effluent reduction attainable by the application of the best practicable control technology currently available (BPT): For operations not employing heavy media separation or flotation processes there shall be no discharge of process generated waste water pollutants into navigable waters.

[60 FR 33967, June 29, 1995]

Subpart L—Salines From Brine Lakes Subcategory

§ 436.120 Applicability; description of the salines from brine lakes subcategory.

The provisions of this subpart are applicable to the processing of salines from brine lakes.

§ 436.121 Specialized definitions.

For the purpose of this subpart:

(a) Except as provided below, the general definitions, abbreviations and methods of analysis set forth in part 401 of this chapter shall apply to this subpart.

§ 436.122 Effluent limitations guidelines representing the degree of effluent reduction attainable by the application of the best practicable control technology currently available.

(a) Except as provided in §§ 125.30 through 125.32, and subject to the provisions of paragraph (b) of this section, any existing point source subject to this subpart shall achieve the following effluent limitations representing the

§ 436.130

degree of effluent reduction attainable by the application of the best practicable control technology currently available (BPT): there shall be no discharge of process waste water pollutants into navigable waters.

(b) The limitations specified in paragraph (a) of this section shall be applied on a net basis if the discharge is in compliance with § 125.28 of this chapter “the source of the applicant’s water supply is the same body of water into which the discharge is made * * * ”.

[40 FR 48657, Oct. 16, 1975, as amended at 60 FR 33968, June 29, 1995; 60 FR 35796, July 11, 1995]

Subpart M—Borax Subcategory

§ 436.130 Applicability; description of the borax subcategory.

The provisions of this subpart are applicable to the processing of borate minerals. Borax obtained from brine lakes is regulated in the salines from brine lakes subcategory (subpart L of this part).

§ 436.131 Specialized definitions.

For the purpose of this subpart:

(a) Except as provided below, the general definitions, abbreviations and methods of analysis set forth in part 401 of this chapter shall apply to this subpart.

§ 436.132 Effluent limitations guidelines representing the degree of effluent reduction attainable by the application of the best practicable control technology currently available.

(a) Except as provided in §§ 125.30 through 125.32, and subject to the provisions of paragraph (b) of this section, any existing point source subject to this subpart shall achieve the following effluent limitations representing the degree of effluent reduction attainable by the application of the best practicable control technology currently available (BPT): there shall be no discharge of process waste water pollutants into navigable waters.

(b) Only that volume of water resulting from precipitation that exceeds the maximum safe surge capacity of a process waste water impoundment may be discharged from that impoundment.

40 CFR Ch. I (7–1–21 Edition)

The height difference between the maximum safe surge capacity level and the normal operating level must be greater than the inches of rain representing the 10-year, 24-hour rainfall event as established by the National Climatic Center, National Oceanic and Atmospheric Administration for the locality in which such impoundment is located.

[40 FR 48657, Oct. 16, 1975, as amended at 60 FR 33968, June 29, 1995; 60 FR 35796, July 11, 1995]

Subpart N—Potash Subcategory

AUTHORITY: Sec. 306, Federal Water Pollution Control Act, as amended.

§ 436.140 Applicability; description of the potash subcategory.

The provisions of this subpart are applicable to the processing of potash. Potash obtained from brine lakes is regulated in the saline from brine lakes subcategory (subpart L of this part).

§ 436.141 Specialized definitions.

For the purpose of this subpart:

(a) Except as provided below, the general definitions, abbreviations and methods of analysis set forth in part 401 of this chapter shall apply to this subpart.

§ 436.142 Effluent limitations guidelines representing the degree of effluent reduction attainable by the application of the best practicable control technology currently available.

(a) Except as provided in §§ 125.30 through 125.32, and subject to the provisions of paragraph (b) of this section, any existing point source subject to this subpart shall achieve the following effluent limitations representing the degree of effluent reduction attainable by the application of the best practicable control technology currently available (BPT): there shall be no discharge of process waste water pollutants into navigable waters.

(b) Only that volume of water resulting from precipitation that exceeds the maximum safe surge capacity of a process waste water impoundment may be discharged from that impoundment.

Environmental Protection Agency

§436.181

The height difference between the maximum safe surge capacity level and the normal operating level must be greater than the inches of rain representing the 10-year, 24-hour rainfall event as established by the National Climatic Center, National Oceanic and Atmospheric Administration for the locality in which such impoundment is located.

[40 FR 48657, Oct. 16, 1975, as amended at 60 FR 33968, June 29, 1995; 60 FR 35796, July 11, 1995]

Subpart O—Sodium Sulfate Subcategory

§436.150 Applicability; description of the sodium sulfate subcategory.

The provisions of this subpart are applicable to the processing of sodium sulfate. Sodium sulfate obtained from brine lakes is regulated in the salines from brine lakes subcategory (subpart L of this part).

§436.151 Specialized definitions.

For the purpose of this subpart:

(a) Except as provided below, the general definitions, abbreviations and methods of analysis set forth in part 401 of this chapter shall apply to this subpart.

§436.152 Effluent limitations guidelines representing the degree of effluent reduction attainable by the application of the best practicable control technology currently available.

(a) Except as provided in §§125.30 through 125.32, and subject to the provisions of paragraph (b) of this section, any existing point source subject to this subpart shall achieve the following effluent limitations representing the degree of effluent reduction attainable by the application of the best practicable control technology currently available (BPT): there shall be no discharge of process waste water pollutants into navigable waters.

(b) Only that volume of water resulting from precipitation that exceeds the maximum safe surge capacity of a process waste water impoundment may be discharged from that impoundment. The height difference between the maximum safe surge capacity level and the normal operating level must be greater

than the inches of rain representing the 10-year, 24-hour rainfall event as established by the National Climatic Center, National Oceanic and Atmospheric Administration for the locality in which such impoundment is located.

[40 FR 48657, Oct. 16, 1975, as amended at 60 FR 33968, June 29, 1995; 60 FR 35796, July 11, 1995]

Subpart P—Trona Subcategory [Reserved]

Subpart Q—Rock Salt Subcategory [Reserved]

Subpart R—Phosphate Rock Subcategory

AUTHORITY: Sec. 306, Federal Water Pollution Control Act, as amended.

§436.180 Applicability; description of the phosphate rock subcategory.

The provisions of this subpart are applicable to the mining and the processing of phosphate bearing rock, ore or earth for the phosphate content.

[43 FR 9809, Mar. 10, 1978]

§436.181 Specialized definitions.

For the purpose of this subpart:

(a) Except as provided below, the general definitions, abbreviations and methods of analysis set forth in 40 CFR part 401 shall apply to this subpart.

(b) The term “mine dewatering” shall mean any water that is impounded or that collects in the mine and is pumped, drained or otherwise removed from the mine through the efforts of the mine operator.

(c) The term “10-year 24-hour precipitation event” shall mean the maximum 24 hour precipitation event with a probable reoccurrence interval of once in 10 years. This information is available in “Weather Bureau Technical Paper No. 40,” May 1961 and “NOAA Atlas 2,” 1973 for the 11 Western States, and may be obtained from the National Climatic Center of the Environmental Data Service, National Oceanic and Atmospheric Administration, U.S. Department of Commerce.

(d) The term “mine” shall mean an area of land, surface or underground,

§ 436.182

actively used for or resulting from the extraction of a mineral from natural deposits.

(e) The term “process generated waste water” shall mean any waste water used in the slurry transport of mined material, air emissions control, or processing exclusive of mining. The term shall also include any other water which becomes commingled with such waste water in a pit, pond lagoon, mine, or other facility used for settling or treatment of such waste water.

[43 FR 9809, Mar. 10, 1978]

§ 436.182 Effluent limitations guidelines representing the degree of effluent reduction attainable by the application of the best practicable control technology currently available.

(a) Except as provided in §§125.30 through 125.32, and subject to the provisions of paragraph (b) of this section, any existing point source subject to this subpart shall achieve the following effluent limitations representing the degree of effluent reduction attainable by the application of the best practicable control technology currently available (BPT):

(1) Discharges of process generated waste water and mine dewatering discharges, shall not exceed the following limitations:

Effluent characteristic	Effluent limitations	
	Maximum for any 1 day	Average of daily values for 30 consecutive days shall not exceed—
TSS	60 mg/l (¹)	30 mg/l. (¹)
pH		

¹ Within the range 6.0 to 9.0.

(b) Any overflow from facilities governed by this subpart shall not be subject to the limitations of paragraph (a) of this section if the facilities are designed, constructed and maintained to contain or treat the volume of waste water which would result from a 10-year 24-hour precipitation event.

[42 FR 35852, July 12, 1977, as amended at 60 FR 33968, June 29, 1995; 60 FR 35796, July 11, 1995]

40 CFR Ch. I (7–1–21 Edition)

§§ 436.183–436.184 [Reserved]

§ 436.185 Standards of performance for new sources.

(a) Subject to the provisions of paragraph (b) of this section, the following limitations establish the quantity or quality of pollutants or pollutant properties, controlled by this section, which may be discharged by a point source subject to the provisions of this subpart after application of the best available demonstrated control technology.

(1) Discharges of process generated waste water and mine dewatering discharges, shall not exceed the following limitations:

Effluent characteristic	Effluent limitations	
	Maximum for any 1 day	Average of daily values for 30 consecutive days shall not exceed—
TSS	60 mg/l (¹)	30 mg/l. (¹)
pH		

¹ Within the range 6.0 to 9.0.

(b) Any overflow from facilities governed by this subpart shall not be subject to the limitations of paragraph (a) of this section if the facilities are designed, constructed and maintained to contain or treat the volume of waste water which would result from a 10-year 24-hour precipitation event.

[43 FR 9810, Mar. 10, 1978]

Subpart S—Frasch Sulfur Subcategory

§ 436.190 Applicability; description of the Frasch sulfur subcategory.

The provisions of this subpart are applicable to the processing of sulfur on shore and in marshes and estuaries by the Frasch process. Not covered are sulfur refining operations that are not performed at the mining and collection site.

§ 436.191 Specialized definitions.

For the purpose of this subpart:

(a) Except as provided below, the general definitions, abbreviations and methods of analysis set forth in part 401 of this chapter shall apply to this subpart.

Environmental Protection Agency

§ 436.232

§ 436.192 Effluent limitations guidelines representing the degree of effluent reduction attainable by the application of the best practicable control technology currently available.

(a) Except as provided in §§125.30 through 125.32, and subject to the provisions of paragraph (b) of this section for operations mining anhydrite deposits, any existing point source subject to this subpart shall achieve the following effluent limitations representing the degree of effluent reduction attainable by the application of the best practicable control technology currently available (BPT): there shall be no discharge of process waste water pollutants into navigable waters.

(b) Only that volume of water resulting from precipitation that exceeds the maximum safe surge capacity of a process waste water impoundment may be discharged from that impoundment. The height difference between the maximum safe surge capacity level and the normal operating level must be greater than the inches of rain representing the 10-year, 24-hour rainfall event as established by the National Climatic Center, National Oceanic and Atmospheric Administration for the locality in which such impoundment is located.

[40 FR 48657, Oct. 16, 1975, as amended at 60 FR 33968, June 29, 1995; 60 FR 35796, July 11, 1995]

Subpart T—Mineral Pigments Subcategory [Reserved]

Subpart U—Lithium Subcategory [Reserved]

Subpart V—Bentonite Subcategory

§ 436.220 Applicability; description of the bentonite subcategory.

The provisions of this subpart are applicable to the processing of bentonite.

§ 436.221 Specialized definitions.

For the purpose of this subpart:

(a) Except as provided below, the general definitions, abbreviations and methods of analysis set forth in part 401 of this chapter shall apply to this subpart.

§ 436.222 Effluent limitations guidelines representing the degree of effluent reduction attainable by the application of the best practicable control technology currently available.

Except as provided in §§125.30 through 125.32, any existing point source subject to this subpart shall achieve the following effluent limitations representing the degree of effluent reduction attainable by the application of the best practicable control technology currently available (BPT): There shall be no discharge of process generated waste water pollutants into navigable waters.

[60 FR 33968, June 29, 1995]

Subpart W—Magnesite Subcategory

§ 436.230 Applicability; description of the magnesite subcategory.

The provisions of this subpart are applicable to the processing of naturally occurring magnesite ore.

§ 436.231 Specialized definitions.

For the purpose of this subpart:

(a) Except as provided below, the general definitions, abbreviations and methods of analysis set forth in part 401 of this chapter shall apply to this subpart.

§ 436.232 Effluent limitations guidelines representing the degree of effluent reduction attainable by the application of the best practicable control technology currently available.

(a) Except as provided in §§125.30 through 125.32, and subject to the provisions of paragraph (b) of this section, any existing point source subject to this subpart shall achieve the following effluent limitations representing the degree of effluent reduction attainable by the application of the best practicable control technology currently available (BPT): There shall be no discharge of process generated waste water pollutants into navigable waters.

(b) Only that volume of water resulting from precipitation that exceeds the maximum safe surge capacity of a process waste water impoundment may be discharged from that impoundment.

§ 436.240

The height difference between the maximum safe surge capacity level and the normal operating level must be greater than the inches of rain representing the 10-year, 24-hour rainfall event as established by the National Climatic Center, National Oceanic and Atmospheric Administration for the locality in which such impoundment is located.

[40 FR 48657, Oct. 16, 1975, as amended at 60 FR 33968, June 29, 1995; 60 FR 35796, July 11, 1995]

Subpart X—Diatomite Subcategory

§ 436.240 Applicability; description of the diatomite subcategory.

The provisions of this subpart are applicable to the processing of diatomite.

§ 436.241 Specialized definitions.

For the purpose of this subpart:

(a) Except as provided below, the general definitions, abbreviations and methods of analysis set forth in part 401 of this chapter shall apply to this subpart.

§ 436.242 Effluent limitations guidelines representing the degree of effluent reduction attainable by the application of the best practicable control technology currently available.

(a) Except as provided in §§125.30 through 125.32, and subject to the provisions of paragraph (b) of this section, any existing point source subject to this subpart shall achieve the following effluent limitations representing the degree of effluent reduction attainable by the application of the best practicable control technology currently available (BPT): there shall be no discharge of process generated waste water pollutants into navigable waters.

(b) Only that volume of water resulting from precipitation that exceeds the maximum safe surge capacity of a process waste water impoundment may be discharged from that impoundment. The height difference between the maximum safe surge capacity level and the normal operating level must be greater than the inches of rain representing the 10-year, 24-hour rainfall event as established by the National Climatic Center, National Oceanic and Atmos-

40 CFR Ch. I (7–1–21 Edition)

pheric Administration for the locality in which such impoundment is located.

[40 FR 48657, Oct. 16, 1975, as amended at 60 FR 33968, June 29, 1995; 60 FR 35796, July 11, 1995]

Subpart Y—Jade Subcategory

§ 436.250 Applicability; description of the jade subcategory.

The provisions of this subpart are applicable to the processing of jade.

§ 436.251 Specialized definitions.

For the purpose of this subpart:

(a) Except as provided below, the general definitions, abbreviations and methods of analysis set forth in part 401 of this chapter shall apply to this subpart.

§ 436.252 Effluent limitations guidelines representing the degree of effluent reduction attainable by the application of the best practicable control technology currently available.

(a) Except as provided in §§125.30 through 125.32, and subject to the provisions of paragraph (b) of this section, any existing point source subject to this subpart shall achieve the following effluent limitations representing the degree of effluent reduction attainable by the application of the best practicable control technology currently available (BPT): there shall be no discharge of process generated waste water pollutants into navigable waters.

(b) Only that volume of water resulting from precipitation that exceeds the maximum safe surge capacity of a process waste water impoundment may be discharged from that impoundment. The height difference between the maximum safe surge capacity level and the normal operating level must be greater than the inches of rain representing the 10-year, 24-hour rainfall event as established by the National Climatic Center, National Oceanic and Atmospheric Administration for the locality in which such impoundment is located.

[40 FR 48657, Oct. 16, 1975, as amended at 60 FR 33969, June 29, 1995; 60 FR 35796, July 11, 1995]

**Subpart Z—Novaculite
Subcategory****§ 436.260 Applicability; description of
the novaculite subcategory.**

The provisions of this subpart are applicable to the processing of novaculite.

§ 436.261 Specialized definitions.

For the purpose of this subpart:

(a) Except as provided below, the general definitions, abbreviations and methods of analysis set forth in part 401 of this chapter shall apply to this subpart.

§ 436.262 Effluent limitations guidelines representing the degree of effluent reduction attainable by the application of the best practicable control technology currently available.

(a) Except as provided in §§125.30 through 125.32, and subject to the provisions of paragraph (b) of this section, any existing point source subject to this subpart shall achieve the following effluent limitations representing the degree of effluent reduction attainable by the application of the best practicable control technology currently available (BPT): There shall be no discharge of process generated waste water pollutants into navigable waters.

(b) Only that volume of water resulting from precipitation that exceeds the maximum safe surge capacity of a process waste water impoundment may be discharged from that impoundment. The height difference between the maximum safe surge capacity level and the normal operating level must be greater than the inches of rain representing the 10-year, 24-hour rainfall event as established by the National Climatic Center, National Oceanic and Atmospheric Administration for the locality in which such impoundment is located.

[40 FR 48657, Oct. 16, 1975, as amended at 60 FR 33969, June 29, 1995; 60 FR 35796, July 11, 1995]

**Subpart AA—Fire Clay
Subcategory [Reserved]****Subpart AB—Attapulgitite and
Montmorillonite Subcategory
[Reserved]****Subpart AC—Kyanite Subcategory
[Reserved]****Subpart AD—Shale and Common
Clay Subcategory [Reserved]****Subpart AE—Aplite Subcategory
[Reserved]****Subpart AF—Tripoli Subcategory****§ 436.310 Applicability; description of
the tripoli subcategory.**

The provisions of this subpart are applicable to the processing of tripoli.

§ 436.321 Specialized definitions.

For the purpose of this subpart:

(a) Except as provided below, the general definitions, abbreviations and methods of analysis set forth in part 401 of this chapter shall apply to this subpart.

§ 436.322 Effluent limitations guidelines representing the degree of effluent reduction attainable by the application of the best practicable control technology currently available.

Except as provided in §§125.30 through 125.32, any existing point source subject to this subpart shall achieve the following effluent limitations representing the degree of effluent reduction attainable by the application of the best practicable control technology currently available (BPT): For operations not employing wet processes there shall be no discharge of process generated waste water pollutants into navigable waters.

[60 FR 33969, June 29, 1995]

**Subpart AG—Kaolin Subcategory
[Reserved]****Subpart AH—Ball Clay
Subcategory [Reserved]**

§ 436.380

40 CFR Ch. I (7–1–21 Edition)

**Subpart AI—Feldspar Subcategory
[Reserved]**

**Subpart AJ—Talc, Steatite, Soap-
stone and Pyrophyllite Sub-
category [Reserved]**

**Subpart AK—Garnet Subcategory
[Reserved]**

**Subpart AL—Graphite
Subcategory**

**§ 436.380 Applicability; description of
the graphite subcategory.**

The provisions of this subpart are applicable to the mining and processing of naturally occurring graphite.

§ 436.381 Specialized definitions.

For the purpose of this subpart:

(a) Except as provided below, the general definitions, abbreviations and methods of analysis set forth in part 401 of this chapter shall apply to this subpart.

(b) The term “mine drainage” shall mean any water drained, pumped or siphoned from a mine.

**§ 436.382 Effluent limitations guide-
lines representing the degree of ef-
fluent reduction attainable by the
application of the best practicable
control technology currently avail-
able.**

(a) Except as provided in §§ 125.30 through 125.32, and subject to the provisions of paragraph (b) of this section, any existing point source subject to this subpart shall achieve the following effluent limitations representing the degree of effluent reduction attainable by the application of the best practicable control technology currently available (BPT):

Effluent characteristic	Effluent limitations	
	Maximum for any 1 day	Average of daily values for 30 consecutive days shall not exceed—
TSS	20 mg/l	10 mg/l.
Total Fe	2 mg/l	1 mg/l.
pH	(¹)	(¹)

¹ Within the range 6.0 to 9.0.

(b) Only that volume of water resulting from precipitation that exceeds the

maximum safe surge capacity of a process waste water impoundment may be discharged from that impoundment. The height difference between the maximum safe surge capacity level and the normal operating level must be greater than the inches of rain representing the 10-year, 24-hour rainfall event as established by the National Climatic Center, National Oceanic and Atmospheric Administration for the locality in which such impoundment is located.

[40 FR 48657, Oct. 16, 1975, as amended at 60 FR 33969, June 29, 1995; 60 FR 35796, July 11, 1995]

**PART 437—THE CENTRALIZED
WASTE TREATMENT POINT
SOURCE CATEGORY**

Sec.

437.1 General applicability.

437.2 General definitions.

437.3 General pretreatment standards.

437.4 Monitoring requirements.

**Subpart A—Metals Treatment and
Recovery**

437.10 Applicability.

437.11 Effluent limitations attainable by the application of the best practicable control technology currently available (BPT).

437.12 Effluent limitations attainable by the application of the best conventional pollutant control technology (BCT).

437.13 Effluent limitations attainable by the application of the best available technology economically achievable (BAT).

437.14 New source performance standards (NSPS).

437.15 Pretreatment standards for existing sources (PSES).

437.16 Pretreatment standards for new sources (PSNS).

Subpart B—Oils Treatment and Recovery

437.20 Applicability.

437.21 Effluent limitations attainable by the application of the best practicable control technology currently available (BPT).

437.22 Effluent limitations attainable by the application of the best conventional pollutant control technology (BCT).

437.23 Effluent limitations attainable by the application of the best available technology economically achievable (BAT).

437.24 New source performance standards (NSPS).

437.25 Pretreatment standards for existing sources (PSES).

Environmental Protection Agency

§ 437.1

437.26 Pretreatment standards for new sources (PSNS).

Subpart C—Organics Treatment and Recovery

437.30 Applicability.

437.31 Effluent limitations attainable by the application of the best practicable control technology currently available (BPT).

437.32 Effluent limitations attainable by the application of the best conventional pollutant control technology (BCT).

437.33 Effluent limitations attainable by the application of the best available technology economically achievable (BAT).

437.34 New source performance standards (NSPS).

437.35 Pretreatment standards for existing sources (PSES).

437.36 Pretreatment standards for new sources (PSNS).

Subpart D—Multiple Wastestreams

437.40 Applicability.

437.41 Special Definitions.

437.42 Effluent limitations attainable by the application of the best practicable control technology currently available (BPT).

437.43 Effluent limitations attainable by the application of the best conventional pollutant control technology (BCT).

437.44 Effluent limitations attainable by the application of the best available technology economically achievable (BAT).

437.45 New source performance standards (NSPS).

437.46 Pretreatment standards for existing sources (PSES).

437.47 Pretreatment standards for new sources (PSNS).

AUTHORITY: 33 U.S.C. 1311, 1314, 1316, 1317, 1318, 1342, and 1361.

SOURCE: 65 FR 81300, Dec. 22, 2000, unless otherwise noted.

§ 437.1 General applicability.

(a) Except as provided in paragraphs (b), (c), or (d) of this section, this part applies to that portion of wastewater discharges from a centralized waste treatment (CWT) facility that results from any of the following activities:

(1) Treatment and recovery of hazardous or non-hazardous industrial metal-bearing wastes, oily wastes and organic-bearing wastes received from off-site; and

(2) The treatment of CWT wastewater.

(b) This part does not apply to the following discharges of wastewater from a CWT facility:

(1) Wastewater from the treatment of wastes that are generated on-site when the wastes generated on-site are otherwise subject to another part of subchapter N.

(2) Wastewater from the treatment of wastes that are generated off-site if the discharger: a) demonstrates that the off-site wastes are generated at a facility that is subject to the same provisions in 40 CFR subchapter N as non-CWT wastes generated at the CWT facility or b) demonstrates that the off-site wastes are of similar nature and the treatment of such wastes are compatible with the treatment of non-CWT wastes generated and treated at the CWT.

(3) Wastewater from the treatment of wastes received from off-site via conduit (e.g., pipelines, channels, ditches, trenches, etc.) from the facility that generates the wastes unless the resulting wastewaters are commingled with other wastewaters subject to this provision. A facility that acts as a waste collection or consolidation center is not a facility that generates wastes.

(4) Wastewater from product stewardship activities, the treatment of sanitary wastes and wastes of domestic origin including chemical toilet wastes, septage, and restaurant wastes or thermal drying of POTW biosolids. Product stewardship activities for purposes of this provision are limited to the following activities at a manufacturing facility: acceptance for treatment or recovery of its unused products, shipping and storage containers with product residues and off-spec products.

(5) Wastewater from solids recovery operations so long as the wastes recovered are from non-industrial sources, and recovery of the wastes does not generate a wastewater or leach appreciable metal or organic chemicals or petroleum-based oil and grease into the water. Examples of solids recovery operations to which this subpart would not apply include, but are not limited to, the recycling of aluminum cans, glass and plastic bottles.

(6) Wastewater from scrap metal processing or auto salvage operations.

(7) Wastewater from transfer stations or municipal recycling centers.

(8) Wastewater from the treatment of, or recovery of material from, animal or vegetable fats/oils from grease traps or interceptors generated by facilities engaged in food service activities.

(9) Wastewater from the treatment of, or recovery of material from, off-site wastes generated by facilities engaged only in food processing.

(10) Wastewater from facilities that are subject to 40 CFR part 442. Wastewater resulting from the treatment of off-site wastewater generated in cleaning transportation equipment (or on-site wastewater generated in cleaning equipment) along with other off-site wastes (subject to this part) not generated in cleaning transportation equipment is, however, subject to this part.

(11) Wastewater resulting from solvent recovery operations if the solvent recovery operations involve the separation of solvent mixtures by distillation.

(12) Wastewater from facilities that are engaged exclusively in centralized silver recovery from used photographic or x-ray materials activities. The discharge resulting from centralized silver recovery from used photographic or x-ray materials that is treated at a CWT facility along with other off-site wastestreams (subject to this part) is subject to this part.

(13) Wastewater from facilities that accept off-site wastes only for treatability studies, research and development, or chemical or physical analysis. The wastewater resulting from treatability studies, research and development, or chemical or physical analysis that is treated at a CWT facility along with other off-site wastestreams (subject to this part) is subject to this part.

(c) This part also does not apply to the following activities:

(1) “Dry” fuel blending operations, “dry” waste solidification/stabilization operations, “dry” used oil filter or oily absorbents recycling operations, or “dry” high temperature metals recovery operations. However, this part does apply to wastewater discharges from a CWT resulting from any of these operations that do produce wastewater.

(2) The discharge of marine generated wastes including wash water from equipment and tank cleaning, ballast water, bilge water, and other wastes generated (while operating on inland, coastal, or open waters or while berthed) as part of routine ship maintenance and operation as long as they are treated and discharged at the ship servicing facility where it is off-loaded. The discharges resulting from the treatment of marine generated wastes that are off-loaded and subsequently sent to a centralized waste treatment facility at a separate location are, however, subject to this part.

(3) Discharge of wastewater from land treatment units or land application operations.

(4) Discharge of wastewater from facilities that are engaged exclusively in landfilling activities and/or the treatment of landfill wastewaters (whether generated on or off-site). The discharge resulting from the treatment of landfill wastewater, whether generated on-site or off-site, treated at CWT facilities along with other off-site waste is, however, subject to this part.

(5) Discharge of wastewater from facilities that are engaged exclusively in incineration activities. The discharge resulting from the treatment of off-site wastewater generated in the incineration of industrial waste that is treated at a CWT facility along with other off-site wastestreams (subject to this part) is subject to this part.

(d) Notwithstanding paragraph (a) of this section, the provisions of this part are not applicable to any metals treatment and recovery wastewater discharges which are subject to the secondary metals provisions of 40 CFR part 421, the Nonferrous Metals Manufacturing Point Source Category. These secondary metals subcategories are subpart C (Secondary Aluminum Smelting Subcategory), subpart F (Secondary Copper Subcategory), subpart L (Secondary Silver Subcategory), subpart M (Secondary Lead Subcategory), subpart P (Primary and Secondary Germanium and Gallium Subcategory), subpart Q (Secondary Indium Subcategory), subpart R (Secondary Mercury Subcategory), subpart

T (Secondary Molybdenum and Vanadium Subcategory), subpart V (Secondary Nickel Subcategory), subpart X (Secondary Precious Metals Subcategory), subpart Z (Secondary Tantalum Subcategory), subpart AA (Secondary Tin Subcategory), subpart AB (Primary and Secondary Titanium Subcategory), subpart AC (Secondary Tungsten and Cobalt Subcategory), and subpart AD (secondary Uranium Subcategory).

§ 437.2 General definitions.

As used in this part:

(a) The general definitions and abbreviations in 40 CFR part 401 apply to this part.

(b) *Alternative effluent limitations or pretreatment standards* mean effluent limitations determined on a case-by-case basis under section 402(a)(1) of the CWA or pretreatment standards developed as local limits by the control authority under 40 CFR § 403.6(c) that apply to the discharge of wastewater subject to this provision. The permit writer (or control authority) will calculate these limitations or standards using a “building block” approach or the “combined wastestream formula.” Under this approach, the permit writer (or control authority) will develop flow-weighted effluent limitations or standards for the treated combined wastestream by applying the limitations or standards in 40 CFR subchapter N that would otherwise apply to a particular wastestream received from off-site if the wastestream were treated and discharged from the facility at which it was generated.

(c) *Centralized waste treatment (CWT) facility* means any facility that treats (for disposal, recycling or recovery of material) any hazardous or non-hazardous industrial wastes, hazardous or non-hazardous industrial wastewater, and/or used material received from off-site. “CWT facility” includes both a facility that treats waste received exclusively from off-site and a facility that treats wastes generated on-site as well as waste received from off-site. For example, an organic chemical manufacturing plant may, in certain circumstances, be a CWT facility if it treats industrial wastes received from offsite as well as industrial waste gen-

erated at the organic chemical manufacturing plant. CWT facilities may also include re-refiners and may be owned by the federal government.

(d) *Centralized waste treatment wastewater* means any wastewater generated as a result of CWT activities. CWT wastewater sources may include, but are not limited to: liquid waste receipts, solubilization water, used oil emulsion-breaking wastewater, tanker truck/drum/roll-off box washes, equipment washes, air pollution control scrubber blow-down, laboratory-derived wastewater, on-site landfill wastewaters, and contaminated storm water.

(e) *Contaminated storm water* means storm water which comes in direct contact with CWT wastes, the waste handling and treatment areas, or other centralized waste treatment wastewater as defined in paragraph (d) of this section.

(f) *Discharger* means a facility that discharges wastewater directly to waters of the United States or introduces wastewater to a publicly-owned treatment works.

(g) *Dry* means not producing a wastewater.

(h) *Equivalent treatment* means a wastewater treatment system that achieves comparable pollutant removals to the applicable treatment technology selected as the basis for the limitations and pretreatment standards. Comparable removals may be demonstrated through literature, treatability tests, or self-monitoring data.

(i) *Fuel blending* means the process of combining waste, wastewater, or used material for the purpose of regenerating a fuel for reuse. However, fuel blending may be loosely applied to any process where recovered hydrocarbons are combined as a fuel product where some pretreatment operations generate wastewater.

(j) *High temperature metals recovery* means a metals recovery process in which solid forms of metal-containing materials are processed with a heat-based pyrometallurgical technology to produce a metal product.

(k) *Marine generated waste* means any waste, wastewater, and/or used material generated as part of the normal

maintenance and operation of a ship, boat, or barge operating on inland, coastal, or open waters, or while berthed.

(l) *Metal-bearing wastes* means wastes and/or used materials from manufacturing or processing facilities or other commercial operations that contain significant quantities of metal pollutants, but not significant quantities of oil and grease (generally less than 100 mg/L). Examples of these wastes are spent electroplating baths and sludges, metal-finishing rinse water and sludges, chromate wastes, blow-down water and sludges from air pollution control, spent anodizing solutions, incineration air pollution control wastewaters, waste liquid mercury, cyanide containing wastes greater than 136 mg/L, and waste acids and bases with or without metals.

(m) *Multiple wastestream CWT facility* means a CWT facility which accepts waste in more than one CWT subcategory (metals, oils, or organics) and combines any portion of these different subcategory wastes at any point prior to the compliance discharge sampling location.

(n) *Off-site* means outside the boundaries of a facility.

(o) *Oily absorbent recycling* means the process of recycling oil-soaked or contaminated disposable rags, paper, or pads for the purpose of regenerating a fuel for reuse.

(p) *Oily wastes* means wastes and/or used materials that contain oil and grease (generally at or in excess of 100 mg/L) from manufacturing or processing facilities or other commercial operations. Examples of these wastes are used oils, oil-water emulsions or mixtures, lubricants, coolants, contaminated groundwater clean-up from petroleum sources, used petroleum products, oil spill clean-up, bilge water, rinse/wash waters from petroleum sources, interceptor wastes, off-specification fuels, underground storage tank remediation waste, and tank clean out from petroleum or oily sources.

(q) *On-site* means within the boundaries of a facility. A facility may encompass land areas that are bisected by public thoroughfares but are under the control of a common owner.

(r) *Organic wastes* means wastes and/or used materials that contain organic pollutants, but not a significant quantity of oil and grease (generally less than 100 mg/L) from manufacturing or processing facilities or other commercial operations. Examples of these wastes are landfill leachate, contaminated groundwater clean-up from non-petroleum sources, solvent-bearing wastes, off-specification organic product, still bottoms, byproduct glycols, wastewater from paint washes, wastewater from adhesives and/or epoxies, wastewater from chemical product operations, and tank clean-out from organic, non-petroleum sources.

(s) The following regulated parameters are listed with approved methods of analysis in Table 1B at 40 CFR 136.3, and are defined as follows:

- (1) *Antimony* means total antimony.
- (2) *Arsenic* means total arsenic.
- (3) *Barium* means total barium.
- (4) *BOD₅* means 5-day biochemical oxygen demand.
- (5) *Cadmium* means total cadmium.
- (6) *Chromium* means total chromium.
- (7) *Cobalt* means total cobalt.
- (8) *Copper* means total copper.
- (9) *Cyanide* means total cyanide.
- (10) *Lead* means total lead.
- (11) *Mercury* means total mercury.
- (12) *Molybdenum* means total molybdenum.
- (13) *Nickel* means total nickel.
- (14) *O&G* means total recoverable oil and grease (n-hexane extractable material).
- (15) *Selenium* means total selenium.
- (16) *Silver* means total silver.
- (17) *Tin* means total tin.
- (18) *Titanium* means total titanium.
- (19) *TSS* means total suspended solids.
- (20) *Vanadium* means total vanadium.
- (21) *Zinc* means total zinc.

(t) The following regulated parameters are listed with approved methods of analysis in Table 1C at 40 CFR 136.3:

- (1) Bis(2-ethylhexyl) phthalate.
- (2) Butylbenzyl phthalate.
- (3) Fluoranthene.
- (4) Phenol.
- (5) 2,4,6-trichlorophenol.

(u) The following regulated parameters are listed with approved methods of analysis (Methods 625 and 1625) at 40 CFR 136.3, appendix A:

- (1) Acetone.
- (2) Acetophenone.
- (3) Aniline.
- (4) 2-Butanone.
- (5) Carbazole.
- (6) o-Cresol.
- (7) p-Cresol.
- (8) n-Decane.
- (9) 2,3-dichloroaniline.
- (10) n-Octadecane.
- (11) Pyridine.

(v) *Pipeline* means an open or closed conduit used for the conveyance of material. A pipeline includes a channel, pipe, tube, trench, or ditch, or fixed delivery system.

(w) *Product stewardship* means a manufacturer's treatment or recovery of its own unused products, shipping and storage containers with product residues, off-specification products, and does not include spent or used materials from use of its products.

(x) *Re-refining* means the processing of used oil using distillation, hydrotreating, and/or other treatment employing acid, caustic, solvent, clay and/or chemicals in order to produce high quality base stock for lubricants or other petroleum products.

(y) *Recovery* means the recycling or processing of a waste, wastewater or used material such that the material, or a portion thereof, may be reused or converted to a raw material, intermediate, or product. Recovery does not include the re-use of treated or untreated wastewater in place of potable or pure water in industrial processes such as the use of secondary POTW effluents as non-contact cooling water, storm water in place of process water, or the re-use of spent chemicals in place of virgin treatment chemicals.

(z) *Solidification* means the addition of sorbents to convert liquid or semi-liquid waste to a solid by means of adsorption, absorption or both. The process is usually accompanied by stabilization.

(aa) *Solvent recovery* includes fuel blending operations and the recycling of spent solvents through separation of solvent mixtures in distillation columns. Solvent recovery may require an additional, pretreatment step prior to distillation.

(bb) *Stabilization* means a waste process that decreases the mobility of

waste constituents by means of a chemical reaction. For the purpose of this rule, chemical precipitation is not a technique for stabilization.

(cc) *Treatment* means any method, technique, or process designed to change the physical, chemical or biological character or composition of any metal-bearing, oily, or organic wastes to neutralize such wastes; to render such wastes amenable to discharge; or to recover energy or recover metal, oil, or organic content from the wastes. Treatment does not include (a) the re-use of treated or untreated wastewater in place of potable or pure water in industrial processes such as the use of secondary POTW effluents as non-contact cooling water or storm water in place of process water or (b) the re-use of treated or untreated spent chemicals (such as pickle liquor) as treatment chemicals.

(dd) *Non-contaminated storm water* means storm water which does not come in direct contact with CWT wastes, the waste handling and treatment areas, or other CWT wastewater that is defined in paragraph (d) of this section.

(ee) *Used oil filter recycling* means crushing and draining of used oil filters of entrained oil and/or shredding and separation of used oil filters.

(ff) *Waste* includes aqueous, non-aqueous, and solid waste, wastewater, and/or used material.

§ 437.3 General pretreatment standards.

Any source subject to this part that introduces process wastewater pollutants into a publicly owned treatment works (POTW) must comply with 40 CFR part 403.

§ 437.4 Monitoring requirements.

(a) Permit compliance monitoring is required for each regulated parameter.

(b) Any CWT facility that discharges wastewater resulting from the treatment of metal-bearing waste, oily waste, or organic-bearing waste must monitor as follows:

(1) Facilities subject to more than one subpart of this part must monitor for compliance for each subpart after treatment and before mixing of the

§ 437.10

waste with wastes of any other subpart. Alternatively, a multiple wastestream subcategory facility may certify that it provides equivalent treatment as defined in § 437.2(h) for the applicable waste and monitor for compliance with the applicable set of multiple wastestream subcategory limitations after mixing.

(2) Facilities subject to one or more subpart of this part must monitor for compliance with the applicable subpart after treatment and before mixing of the waste with wastes of any other subpart, uncontaminated storm water, or wastewater subject to another effluent limitation or standard in subchapter N. If, however, the facility can demonstrate to the receiving POTW or permitting authority the capability of achieving the effluent limitation or standard for each subpart after treatment and before mixing with other wastestreams, the facility may monitor for compliance after mixing. In the case of a facility which elects to comply with the applicable set of multiple wastestream subcategory limitations or standards, it is only subject to one subpart.

(3) When a CWT facility treats any waste receipt that contains cyanide at a concentration higher than 136 mg/L, the CWT facility must monitor for cyanide after cyanide treatment and before dilution with other wastestreams. If, however, the facility can demonstrate to the receiving POTW or permitting authority the capability of achieving the cyanide limitation or standard after cyanide treatment and before mixing with other wastestreams, the facility may monitor for compliance after mixing.

Subpart A—Metals Treatment and Recovery

§ 437.10 Applicability.

(a) Except as provided in § 437.1(b), (c), or (d) or in paragraph (b) of this section, this subpart applies to that portion of the discharge of wastewater from a CWT facility that results from the treatment of, or recovery of metals from, both metal-bearing wastes received from off-site and other CWT wastewater associated with the treat-

40 CFR Ch. I (7–1–21 Edition)

ment of, or recovery of metal-bearing wastes.

(b) In order to ensure appropriate treatment rather than dilution of dissimilar wastes, an NPDES permit writer or control authority may require a new source or an existing facility subject to this subpart to achieve alternative effluent limitations and standards as defined in § 437.2(b) in the following circumstances:

(1) The facility receives, on a continuing basis, flows of process wastewater from five or fewer facilities subject to 40 CFR subchapter N limitations and standards; and

(2) The process wastewater flows received for treatment at the facility have relatively consistent pollutant profiles.

§ 437.11 Effluent limitations attainable by the application of the best practicable control technology currently available (BPT).

(a) Except as provided in 40 CFR 125.30 through 125.32 or § 437.10(b), any existing point source subject to this subpart must achieve the following effluent limitations representing the application of BPT:

BPT LIMITATIONS

Regulated parameter	Maximum daily ¹	Maximum monthly avg. ¹
Conventional Parameters		
O&G	205	50.2
pH	(²)	(²)
TSS	60.0	31.0
Metal Parameters		
Antimony	0.249	0.206
Arsenic	0.162	0.104
Cadmium	0.474	0.0962
Chromium	15.5	3.07
Cobalt	0.192	0.124
Copper	4.14	1.06
Lead	1.32	0.283
Mercury	0.00234	0.000739
Nickel	3.95	1.45
Silver	0.120	0.0351
Tin	0.409	0.120
Titanium	0.0947	0.0618
Vanadium	0.218	0.0662
Zinc	2.87	0.641

¹ mg/L (ppm).

² Within the range 6 to 9.

(b) The following in-plant limitations apply to metal-bearing wastewater containing cyanide:

Environmental Protection Agency

§ 437.16

IN-PLANT LIMITATIONS

Regulated parameter	Maximum daily ¹	Maximum monthly avg. ¹
Cyanide	500	178

¹ mg/L (ppm).

[65 FR 81300, Dec. 22, 2000, as amended at 68 FR 71023, Dec. 22, 2003]

§ 437.12 Effluent limitations attainable by the application of the best conventional pollutant control technology (BCT).

Except as provided in 40 CFR 125.30 through 125.32 or § 437.10(b), any existing point source subject to this subpart must achieve the following effluent limitations representing the application of BCT: Limitations for oil and grease, pH, and TSS are the same as the corresponding limitation specified in § 437.11(a).

§ 437.13 Effluent limitations attainable by the application of the best available technology economically achievable (BAT).

(a) Except as provided in 40 CFR 125.30 through 125.32 or § 437.10(b), any existing point source subject to this subpart must achieve the following effluent limitations representing the application of BAT: Limitations for antimony, arsenic, cadmium, chromium, cobalt, copper, lead, mercury, nickel, silver, tin, titanium, vanadium, and zinc are the same as the corresponding limitation specified in § 437.11(a).

(b) In-plant standards for cyanide are the same as the limitations specified in § 437.11(b).

[65 FR 81300, Dec. 22, 2000, as amended at 68 FR 71023, Dec. 22, 2003]

§ 437.14 New source performance standards (NSPS).

(a) Except as provided in § 437.10(b), any new source subject to this subpart must achieve the following performance standards:

PERFORMANCE STANDARDS

Regulated parameter	Maximum daily ¹	Maximum monthly avg. ¹
Conventional Parameters		
O&G	205	50.2
pH	(²)	(²)

PERFORMANCE STANDARDS—Continued

Regulated parameter	Maximum daily ¹	Maximum monthly avg. ¹
TSS	29.6	11.3

Metal Parameters

Antimony	0.111	0.0312
Arsenic	0.0993	0.0199
Cadmium	0.782	0.163
Chromium	0.167	0.0522
Cobalt	0.182	0.0703
Copper	0.659	0.216
Lead	1.32	0.283
Mercury	0.000641	0.000246
Nickel	0.794	0.309
Selenium	0.176	0.0698
Silver	0.0318	0.0122
Tin	0.0955	0.0367
Titanium	0.0159	0.00612
Vanadium	0.0628	0.0518
Zinc	0.657	0.252

¹ mg/L (ppm).

² Within the range 6 to 9.

(b) In-plant standards for cyanide are the same as the limitations specified in § 437.11(b).

§ 437.15 Pretreatment standards for existing sources (PSES).

(a) Except as provided in 40 CFR 403.7, 403.13 or § 437.10(b), and no later than December 22, 2003, any existing source subject to this subpart must achieve the following pretreatment standards: Standards for antimony, arsenic, cadmium, chromium, cobalt, copper, lead, mercury, nickel, silver, tin, titanium, vanadium, and zinc are the same as the corresponding limitation specified in § 437.11(a).

(b) In-plant standards for cyanide are the same as the limitations specified in § 437.11(b).

[65 FR 81300, Dec. 22, 2000, as amended at 68 FR 71023, Dec. 22, 2003]

§ 437.16 Pretreatment standards for new sources (PSNS).

(a) Except as provided in 40 CFR 403.7 or § 437.10(b), any new source subject to this subpart must achieve the following pretreatment standards: Standards for antimony, arsenic, cadmium, chromium, cobalt, copper, lead, mercury, nickel, silver, tin, titanium, vanadium, and zinc are the same as the corresponding limitation specified in § 437.11(a).

§ 437.20

(b) In-plant standards for cyanide are the same as the limitations specified in § 437.11(b).

[65 FR 81300, Dec. 22, 2000, as amended at 68 FR 71023, Dec. 22, 2003]

Subpart B—Oils Treatment and Recovery

§ 437.20 Applicability.

(a) Except as provided in § 437.1(b), (c), or (d) or in paragraph (b) of this section, this subpart applies to that portion of the discharge of wastewater from a CWT facility that results from the treatment or recovery of oil from both oily wastes received from off-site and other CWT wastewater associated with the treatment of, or recovery of oily wastes.

(b) In order to ensure appropriate treatment rather than dilution of dissimilar wastes, an NPDES permit writer or control authority may require a new source or an existing source subject to this subpart to achieve alternative effluent limitations and standards, as defined in § 437.2(b), in the following circumstances:

(1) The facility receives, on a continuing basis, flows of process wastewater from five or fewer facilities subject to 40 CFR subchapter N limitations and standards; and

(2) The process wastewater flows received for treatment at the facility have relatively consistent pollutant profiles.

§ 437.21 Effluent limitations attainable by the application of the best practicable control technology currently available (BPT).

Except as provided in 40 CFR 125.30 through 125.32 or § 437.20(b), any existing point source subject to this subpart must achieve the following effluent limitations representing the application of BPT:

BPT LIMITATIONS		
Regulated parameter	Maximum daily ¹	Maximum monthly avg. ¹
Conventional Parameters		
O&G	127	38.0
pH	(²)	(²)
TSS	74.1	30.6

40 CFR Ch. I (7–1–21 Edition)

BPT LIMITATIONS—Continued

Regulated parameter	Maximum daily ¹	Maximum monthly avg. ¹
Metal Parameters		
Arsenic	2.95	1.33
Cadmium	0.0172	0.0102
Chromium	0.746	0.323
Cobalt	56.4	18.8
Copper	0.500	0.242
Lead	0.350	0.160
Mercury	0.0172	0.00647
Tin	0.335	0.165
Zinc	8.26	4.50
Organic Parameters		
Bis(2-ethylhexyl) phthalate	0.215	0.101
Butylbenzyl phthalate	0.188	0.0887
Carbazole	0.598	0.276
n-Decane	0.948	0.437
Fluoranthene	0.0537	0.0268
n-Octadecane	0.589	0.302

¹ mg/L (ppm).

² Within the range 6 to 9.

[65 FR 81300, Dec. 22, 2000, as amended at 68 FR 71023, Dec. 22, 2003]

§ 437.22 Effluent limitations attainable by the application of the best conventional pollutant control technology (BCT).

Except as provided in 40 CFR 125.30 through 125.32 or § 437.20(b), any existing point source subject to this subpart must achieve the following effluent limitations attainable by the application of BCT: Limitations for O&G, pH, and TSS are the same as the corresponding limitation specified in § 437.21.

§ 437.23 Effluent limitations attainable by the application of the best available technology economically achievable (BAT).

Except as provided in 40 CFR 125.30 through 125.32 or § 437.20(b), any existing point source subject to this subpart must achieve the following effluent limitations by the application of BAT: Limitations for arsenic, cadmium, chromium, cobalt, copper, lead, mercury, tin, zinc, butylbenzyl phthalate, carbazole, n-decane, bis(2-ethylhexyl) phthalate, fluoranthene, and n-octadecane are the same as the corresponding limitation specified in § 437.21.

[65 FR 81300, Dec. 22, 2000, as amended at 68 FR 71023, Dec. 22, 2003]

Environmental Protection Agency

§ 437.31

§ 437.24 New source performance standards (NSPS).

Except as provided in § 437.20(b), any new source subject to this subpart must achieve the following performance standards: Standards for oil and grease, pH, TSS, arsenic, cadmium, chromium, cobalt, copper, lead, mercury, tin, zinc, butylbenzyl phthalate, carbazole, n-decane, bis(2-ethylhexyl) phthalate, fluoranthene, and n-octadecane are the same as the corresponding limitation specified in § 437.21.

[65 FR 81300, Dec. 22, 2000, as amended at 68 FR 71023, Dec. 22, 2003]

§ 437.25 Pretreatment standards for existing sources (PSES).

Except as provided in 40 CFR 403.7, 403.13 or § 437.20(b), and no later than December 22, 2003, any existing source subject to this subpart must achieve the following pretreatment standards:

PRETREATMENT STANDARDS (PSES)

Regulated parameter	Maximum daily ¹	Maximum monthly avg. ¹
Metal Parameters		
Chromium	0.947	0.487
Cobalt	56.4	18.8
Copper	0.405	0.301
Lead	0.222	0.172
Tin	0.249	0.146
Zinc	6.95	4.46
Organic Parameters		
Bis(2-ethylhexyl) phthalate	0.267	0.158
Carbazole	0.392	0.233
n-Decane	5.79	3.31
Fluoranthene	0.787	0.393
n-Octadecane	1.22	0.925

¹ mg/L (ppm).

[65 FR 81300, Dec. 22, 2000, as amended at 68 FR 71023, Dec. 22, 2003]

§ 437.26 Pretreatment standards for new sources (PSNS).

Except as provided in 40 CFR 403.7 or § 437.20(b), any new source subject to this subpart must achieve the following pretreatment standards: Standards for chromium, cobalt, copper, lead, tin, zinc, carbazole, n-decane, bis(2-ethylhexyl) phthalate, fluoranthene, and n-octadecane are the same

as the corresponding limitation specified in § 437.21.

[65 FR 81300, Dec. 22, 2000, as amended at 68 FR 71023, Dec. 22, 2003]

Subpart C—Organics Treatment and Recovery

§ 437.30 Applicability.

(a) Except as provided in § 437.1(b), (c), or (d) or in paragraph (b) of this section, this subpart applies to that portion of the discharge of wastewater from a CWT facility that results from the treatment of, or recovery of organic material from, both organic wastes received from off-site and other CWT wastewater associated with the treatment of, or recovery of organic wastes.

(b) In order to ensure appropriate treatment rather than dilution of dissimilar wastes, an NPDES permit writer or control authority may require a new source or an existing facility subject to § 437.30 to achieve alternative effluent limitations and standards as defined in § 437.2 (h) in the following circumstances:

(1) The facility receives, on a continuing basis, flows of process wastewater from five or fewer facilities subject to 40 CFR subchapter N limitations and standards; and

(2) The process wastewater flows received for treatment at the facility have relatively consistent pollutant profiles.

§ 437.31 Effluent limitations attainable by the application of the best practicable control technology currently available (BPT).

Except as provided in 40 CFR 125.30 through 125.32 or § 437.30(b), any existing point source subject to this subpart must achieve the following effluent limitations representing the application of BPT:

BPT LIMITATIONS

Regulated parameter	Maximum daily ¹	Maximum monthly avg. ¹
Conventional Parameters		
BOD ₅	163	53.0
pH	(²)	(²)
TSS	216	61.3

§ 437.32

BPT LIMITATIONS—Continued

Regulated parameter	Maximum daily ¹	Maximum monthly avg. ¹
Metal Parameters		
Copper	0.865	0.757
Zinc	0.497	0.420
Organic Parameters		
Acetone	30.2	7.97
Acetophenone	0.114	0.0562
2-Butanone	4.81	1.85
o-Cresol	1.92	0.561
p-Cresol	0.698	0.205
Phenol	3.65	1.08
Pyridine	0.370	0.182
2,4,6-Trichlorophenol	0.155	0.106

¹ mg/L (ppm).

² Within the range 6 to 9.

[65 FR 81300, Dec. 22, 2000, as amended at 68 FR 71023, Dec. 22, 2003]

§ 437.32 Effluent limitations attainable by the application of the best conventional pollutant control technology (BCT).

Except as provided in 40 CFR 125.30 through 125.32 or § 437.30(b), any existing point source subject to this subpart must achieve the following effluent limitations representing the application of BCT: Limitations for BOD₅, pH, and TSS are the same as the corresponding limitation specified in § 437.31.

§ 437.33 Effluent limitations attainable by the application of the best available technology economically achievable (BAT).

Except as provided in 40 CFR 125.30 through 125.32 or § 437.30(b), any existing point source subject to this subpart must achieve limitations representing the application of BAT: Limitations for copper, zinc, acetone, acetophenone, 2-butanone, o-cresol, p-cresol, phenol, pyridine, and 2,4,6-trichlorophenol are the same as the corresponding limitation specified in § 437.31.

[65 FR 81300, Dec. 22, 2000, as amended at 68 FR 71023, Dec. 22, 2003]

§ 437.34 New source performance standards (NSPS).

Except as provided in § 437.30(b), any new source subject to this subpart must achieve the following new source performance standards: Standards for BOD₅, pH, TSS, copper, zinc, acetone,

40 CFR Ch. I (7–1–21 Edition)

acetophenone, 2-butanone, o-cresol, p-cresol, phenol, pyridine, and 2,4,6-trichlorophenol are the same as the corresponding limitation specified in § 437.31.

[65 FR 81300, Dec. 22, 2000, as amended at 68 FR 71023, Dec. 22, 2003]

§ 437.35 Pretreatment standards for existing sources (PSES).

Except as provided in 40 CFR 403.7, 403.13 or § 437.30(b), and no later than December 22, 2003, any existing source subject to this subpart must achieve the following pretreatment standards: Standards for o-cresol, p-cresol, 2,4,6-trichlorophenol are the same as the corresponding limitation specified in § 437.31.

[65 FR 81300, Dec. 22, 2000, as amended at 68 FR 71023, Dec. 22, 2003]

§ 437.36 Pretreatment standards for new sources (PSNS).

Except as provided in 40 CFR 403.7 or § 437.30(b), any new source subject to this subpart must achieve the following pretreatment standards: Standards for o-cresol, p-cresol, 2,4,6-trichlorophenol are the same as the corresponding limitation specified in § 437.31.

[65 FR 81300, Dec. 22, 2000, as amended at 68 FR 71023, Dec. 22, 2003]

Subpart D—Multiple Wastestreams

§ 437.40 Applicability.

(a) Except as provided in § 437.1(b), (c), or (d) or in paragraph (b) of this section, facilities that treat wastes subject to more than one of the previous subparts must comply with either provisions of this subpart or the applicable provisions of subpart A, B, or C. The provisions of this subpart are applicable to that portion of wastewater discharges from a centralized waste treatment facility that results from mixing any combination of treated or untreated waste otherwise subject to subpart A, subpart B, or subpart C of this part only if a facility requests the permit writer or control authority to develop subpart D limitations (or standards) and establishes that it provides equivalent treatment as defined in § 437.2(h).

Environmental Protection Agency

§ 437.42

(b) In order to ensure appropriate treatment rather than dilution of dissimilar wastes, an NPDES permit writer or control authority may require a new or existing facility subject to paragraph (a) of this section to achieve alternative effluent limitations or standards as defined in § 437.2 (b) in the following circumstances:

(1) The facility receives, on a continuing basis, flows of process wastewater from five or fewer facilities subject to 40 CFR subchapter N limitations and standards; and

(2) The process wastewater flows received for treatment at the facility have relatively consistent pollutant profiles.

§ 437.41 Special definitions.

(a) Initial Certification Statement for this subpart means a written submission to the appropriate permitting authority (either the local control authority (the POTW) or NPDES permit writer) that is signed by the responsible corporate officer as defined in 40 CFR 403.12(1) or 40 CFR 122.22. The statement must:

(1) List and describe the subcategories of wastes accepted for treatment at the facility;

(2) List and describe the treatment systems in-place at the facility and conditions under which the treatment systems are operated for the subcategories of wastes accepted for treatment at the facility;

(3) Include information and supporting data establishing that these treatment systems will achieve equivalent treatment.

(b) Periodic Certification Statement for this subpart means a written submission to the appropriate permitting authority (the local control authority (the POTW) or NPDES permit writer) which certifies that the facility is operating its treatment systems to provide equivalent treatment as set forth in the initial certification. In the event that the facility has modified its treatment systems, the facility should submit a description of the modified systems and information and supporting data to establish that the modified system will achieve equivalent treatment. The periodic certification statement must be signed by the responsible cor-

porate officer as defined in 40 CFR 403.12(1) or 40 CFR 122.22.

(c) On-site Compliance Paperwork for this subpart means data or information retained in the offices of the facility which supports the initial and periodic certification statements. This Paperwork must:

(1) List and describe the subcategory wastes being accepted for treatment at the facility;

(2) List and describe the treatment systems in-place at the facility, modifications to the treatment systems and the conditions under which the systems are operated for the subcategories of wastes accepted for treatment at the facility;

(3) Provide information and supporting data establishing that these treatment systems will achieve equivalent treatment;

(4) Describe the procedures it follows to ensure that its treatment systems are well-operated and maintained; and

(5) Explain why the procedures it has adopted will ensure its treatment systems are well-operated and maintained.

§ 437.42 Effluent limitations attainable by the application of the best practicable control technology currently available (BPT).

(a) Except as provided in 40 CFR 125.30 through 125.32 or § 437.40(b), any existing facility subject to this subpart which combines treated or untreated wastes from subparts A, B, or C of this part may be subject to Multiple Wastestream Subcategory effluent limitations representing the application of BPT set forth in paragraphs (b), (c), (d), or (e) of this section if the discharger agrees to the following conditions in its NPDES permit:

(1) The discharger will meet the applicable Multiple Wastestream Subcategory limitations set forth in (b), (c), (d) or (e);

(2) The discharger will notify its NPDES permit writer at the time of renewal or modification of its permit, of its desire to be subject to the Multiple Waste Subcategory by submitting to the NPDES permit writer an initial certification statement as described in § 437.41(a);

§ 437.42

(3) The discharger will submit to its NPDES permitting authority a periodic certification statement as described in § 437.41(b) once a year; and

(4) The discharger will maintain at the office of the facility and make available for inspection the on-site compliance paperwork as described in § 437.41(c).

(b) *Combined waste receipts from subparts A, B, and C of this part.* (1) As provided in § 437.42(a), any existing point source subject to this paragraph must achieve the following effluent limitations representing the application of BPT:

BPT LIMITATIONS		
Regulated parameter	Maximum daily ¹	Maximum monthly avg. ¹
Conventional Parameters		
BOD ₅	163	53.0
O&G	127	38.0
pH	(²)	(²)
TSS	74.1	30.6
Metal Parameters		
Antimony	0.249	0.206
Arsenic	0.162	0.104
Cadmium	0.0172	0.0102
Chromium	0.746	0.323
Cobalt	0.192	0.124
Copper	0.500	0.242
Lead	0.350	0.160
Mercury	0.00234	0.000739
Nickel	3.95	1.45
Silver	0.120	0.0351
Tin	0.409	0.120
Titanium	0.0947	0.0618
Vanadium	0.218	0.0662
Zinc	0.497	0.420
Organic Parameters		
Acetone	30.2	7.97
Acetophenone	0.114	0.0562
Bis(2-ethylhexyl) phthalate	0.215	0.101
2-Butanone	4.81	1.85
Butylbenzyl phthalate	0.188	0.0887
Carbazole	0.598	0.276
o-Cresol	1.92	0.561
p-Cresol	0.698	0.205
n-Decane	0.948	0.437
Fluoranthene	0.0537	0.0268
n-Octadecane	0.589	0.302
Phenol	3.65	1.08
Pyridine	0.370	0.182
2,4,6-Trichlorophenol	0.155	0.106

¹ mg/L (ppm).

² OSC Within the range 6 to 9.

(2) The following in-plant limitations apply to metal-bearing wastewater containing cyanide:

40 CFR Ch. I (7–1–21 Edition)

IN-PLANT LIMITATIONS		
Regulated parameter	Maximum daily ¹	Maximum monthly avg. ¹
Cyanide	500	178

¹ mg/L (ppm).

(c) *Combined waste receipts from subparts A and B of this part.* (1) As provided in § 437.42(a), any existing point source subject to this paragraph must achieve the following effluent limitations representing the application of BPT:

BPT LIMITATIONS		
Regulated parameter	Maximum daily ¹	Maximum monthly avg. ¹
Conventional Parameters		
O&G	127	38.0
pH	(²)	(²)
TSS	74.1	30.6
Metal Parameters		
Antimony	0.249	0.206
Arsenic	0.162	0.104
Cadmium	0.0172	0.0102
Chromium	0.746	0.323
Cobalt	0.192	0.124
Copper	0.500	0.242
Lead	0.350	0.160
Mercury	0.00234	0.000739
Nickel	3.95	1.45
Silver	0.120	0.0351
Tin	0.409	0.120
Titanium	0.0947	0.0618
Vanadium	0.218	0.0662
Zinc	2.87	0.641
Organic Parameters		
Bis(2-ethylhexyl) phthalate	0.215	0.101
Butylbenzyl phthalate	0.188	0.0887
Carbazole	0.598	0.276
n-Decane	0.948	0.437
Fluoranthene	0.0537	0.0268
n-Octadecane	0.589	0.302

¹ mg/L (ppm).

² Within the range 6 to 9.

(2) The following in-plant limitations apply to metal-bearing wastewater containing cyanide:

IN-PLANT LIMITATIONS		
Regulated parameter	Maximum daily ¹	Maximum monthly avg. ¹
Cyanide	500	178

¹ mg/L (ppm).

(d) *Combined waste receipts from subparts A and C of this part.* (1) As provided in § 437.42(a), any existing point

Environmental Protection Agency

§ 437.43

source subject to this paragraph must achieve the following effluent limitations representing the application of BPT:

BPT LIMITATIONS		
Regulated parameter	Maximum daily ¹	Maximum monthly avg. ¹
Conventional Parameters		
BOD ₅	163	53.0
O&G	205	50.2
pH	(²)	(²)
TSS	60.0	31.0
Metal Parameters		
Antimony	0.249	0.206
Arsenic	0.162	0.104
Cadmium	0.474	0.0962
Chromium	15.5	3.07
Cobalt	0.192	0.124
Copper	0.865	0.757
Lead	1.32	0.283
Mercury	0.00234	0.000739
Nickel	3.95	1.45
Silver	0.120	0.0351
Tin	0.409	0.120
Titanium	0.0947	0.0618
Vanadium	0.218	0.0662
Zinc	0.497	0.420
Organic Parameters		
Acetone	30.2	7.97
Acetophenone	0.114	0.0562
2-Butanone	4.81	1.85
<i>o</i> -Cresol	1.92	0.561
<i>p</i> -Cresol	0.698	0.205
Phenol	3.65	1.08
Pyridine	0.370	0.182
2,4,6-Trichlorophenol	0.155	0.106

¹ mg/L (ppm).

² Within the range 6 to 9.

(2) The following in-plant limitations apply to metal-bearing wastewater containing cyanide:

IN-PLANT LIMITATIONS		
Regulated parameter	Maximum daily ¹	Maximum monthly avg. ¹
Cyanide	500	178

¹ mg/L (ppm).

(e) *Combined waste receipts from subparts B and C of this part.* As provided in § 437.42(a), any existing point source subject to this paragraph must achieve the following effluent limitations representing the application of BPT:

BPT LIMITATIONS

Regulated parameter	Maximum daily ¹	Maximum monthly avg. ¹
Conventional Parameters		
BOD ₅	163	53.0
O&G	127	38.0
pH	(²)	(²)
TSS	74.1	30.6
Metal Parameters		
Arsenic	2.95	1.33
Cadmium	0.0172	0.0102
Chromium	0.746	0.323
Cobalt	56.4	18.8
Copper	0.500	0.242
Lead	0.350	0.160
Mercury	0.0172	0.00647
Tin	0.335	0.165
Zinc	0.497	0.420
Organic Parameters		
Acetone	30.2	7.97
Acetophenone	0.114	0.0562
Bis(2-ethylhexyl) phthalate	0.215	0.101
2-Butanone	4.81	1.85
Butylbenzyl phthalate	0.188	0.0887
Carbazole	0.598	0.276
<i>o</i> -Cresol	1.92	0.561
<i>p</i> -Cresol	0.698	0.205
<i>n</i> -Decane	0.948	0.437
Fluoranthene	0.0537	0.0268
<i>n</i> -Octadecane	0.589	0.302
Phenol	3.65	1.08
Pyridine	0.370	0.182
2,4,6-Trichlorophenol	0.155	0.106

¹ mg/L (ppm).

² Within the range 6 to 9.

[65 FR 81300, Dec. 22, 2000, as amended at 68 FR 71023, 71024, Dec. 22, 2003]

§ 437.43 Effluent limitations attainable by the application of the best conventional pollutant control technology (BCT).

(a) Except as provided in 40 CFR 125.30 through 125.32 or § 437.40(b), any existing facility subject to this subpart which combines treated or untreated wastes from subparts A, B, or C of this part may be subject to Multiple Wastestream Subcategory effluent limitations representing the application of BCT set forth in paragraphs (b), (c), (d), or (e) of this section if the discharger agrees to the following conditions in its NPDES permit:

(1) The discharger will meet the applicable Multiple Wastestream Subcategory limitations set forth in paragraphs (b), (c), (d) or (e) of this section;

(2) The discharger will notify its NPDES permit writer at the time of renewal or modification of its permit, of

§ 437.44

40 CFR Ch. I (7–1–21 Edition)

its desire to be subject to the Multiple Waste Subcategory by submitting to the NPDES permit writer an initial certification statement as described in § 437.41(a);

(3) The discharger will submit to its NPDES permitting authority a periodic certification statement as described in § 437.41(b) once a year; and

(4) The discharger will maintain at the office of the facility and make available for inspection the on-site compliance paperwork as described in § 437.41(c).

(b) *Combined waste receipts from subparts A, B and C of this part:* Limitations for BOD₅, O&G, pH, and TSS are the same as the corresponding limitation specified in § 437.42(b).

(c) *Combined waste receipts from subparts A and B of this part:* Limitations for O&G, pH, and TSS are the same as the corresponding limitation specified in § 437.42(c).

(d) *Combined waste receipts from subparts A and C of this part:* Limitations for BOD₅, O&G, pH, and TSS are the same as the corresponding limitation specified in § 437.42(d).

(e) *Combined waste receipts from subparts B and C of this part:* Limitations for BOD₅, O&G, pH, and TSS are the same as the corresponding limitation specified in § 437.42(e).

§ 437.44 Effluent limitations attainable by the application of the best available technology economically achievable (BAT).

(a) Except as provided in 40 CFR 125.30 through 125.32 or § 437.40(b), any existing facility subject to this subpart which combines treated or untreated wastes from subparts A, B, or C of this part may be subject to Multiple Wastestream Subcategory effluent limitations representing the application of BAT set forth in paragraphs (b), (c), (d), or (e) of this section if the discharger agrees to the following conditions in its NPDES permit:

(1) The discharger will meet the applicable Multiple Wastestream Subcategory limitations set forth in paragraphs (b), (c), (d) or (e) of this section;

(2) The discharger will notify its NPDES permit writer at the time of renewal or modification of its permit, of its desire to be subject to the Multiple

Waste Subcategory by submitting to the NPDES permit writer an initial certification statement as described in § 437.41(a);

(3) The discharger will submit to its NPDES permitting authority a periodic certification statement as described in § 437.41(b) once a year; and

(4) The discharger will maintain at the office of the facility and make available for inspection the on-site compliance paperwork as described in § 437.41(c).

(b) *Combined waste receipts from subparts A, B and C of this part.* (1) Limitations for the following parameters are the same as the corresponding limitation specified in § 437.42(b)(1):

ORGANIC PARAMETERS

Acetone
Acetophenone
bis (2-ethylhexyl) phthalate
2-Butanone
Butylbenzyl phthalate
Carbazole
o-Cresol
p-Cresol
n-Decane
Fluoranthene
n-Octadecane
Phenol
Pyridine
2,4,6-trichlorophenol

METAL PARAMETERS

Antimony
Arsenic
Cadmium
Chromium
Cobalt
Copper
Lead
Mercury
Nickel
Silver
Tin
Titanium
Vanadium
Zinc

(2) The in-plant limitations that apply to metal-bearing wastewater containing cyanide are the same as the corresponding limitations specified in § 437.42(b)(2).

(c) *Combined waste receipts from subparts A and B of this part.* (1) Limitations for the following parameters are the same as the corresponding limitation specified in § 437.42(c)(1):

Environmental Protection Agency

§ 437.45

ORGANIC PARAMETERS

Bis (2-ethylhexyl) phthalate
Butylbenzyl phthalate
Carbazole
n-Decane
Fluoranthene
n-Octadecane

METAL PARAMETERS

Antimony
Arsenic
Cadmium
Chromium
Cobalt
Copper
Lead
Mercury
Nickel
Silver
Tin
Titanium
Vanadium
Zinc

(2) The in-plant limitations that apply to metal-bearing wastewater containing cyanide are the same as the corresponding limitations specified in § 437.42(c)(2).

(d) *Combined waste receipts from subparts A and C of this part.* (1) Limitations for the following parameters are the same as the corresponding limitation specified in § 437.42(d)(1):

ORGANIC PARAMETERS

Acetone
Acetophenone
2-Butanone
o-Cresol
p-Cresol
Phenol
Pyridine
2,4,6-trichlorophenol

METAL PARAMETERS

Antimony
Arsenic
Cadmium
Chromium
Cobalt
Copper
Lead
Mercury
Nickel
Silver
Tin
Titanium
Vanadium
Zinc

(2) The in-plant limitations that apply to metal-bearing wastewater containing cyanide are the same as the

corresponding limitations specified in § 437.42(e)(2).

(e) *Combined waste receipts from subparts B and C of this part.* Limitations for the following parameters are the same as the corresponding limitation specified in § 437.42(e):

ORGANIC PARAMETERS

Acetone
Acetophenone
Bis(2-ethylhexyl) phthalate
2-Butanone
Butylbenzyl phthalate
Carbazole
o-Cresol
p-Cresol
n-Decane
Fluoranthene
n-Octadecane
Phenol
Pyridine
2,4,6-trichlorophenol

METAL PARAMETERS

Arsenic
Cadmium
Chromium
Cobalt
Copper
Lead
Mercury
Tin
Zinc

[65 FR 81300, Dec. 22, 2000, as amended at 68 FR 71024, 71025, Dec. 22, 2003]

§ 437.45 New source performance standards (NSPS).

(a) Except as provided in § 437.40(b), any new source subject to this subpart which combines treated or untreated wastes from subparts A, B, or C of this part may be subject to Multiple Wastestream Subcategory effluent limitations representing the application of NSPS set forth in paragraphs (b), (c), (d), or (e) of this section if the discharger agrees to the following conditions in its NPDES permit:

(1) The discharger will meet the applicable Multiple Wastestream Subcategory limitations set forth in paragraphs (b), (c), (d) or (e) of this section;

(2) The discharger will notify its NPDES permit writer at the time of submitting its application for permit, of its desire to be subject to the Multiple Waste Subcategory by submitting to the NPDES permit writer an initial certification statement as described in § 437.41(a);

§ 437.45

(3) The discharger will submit to its NPDES permitting authority a periodic certification statement as described in § 437.41(b) once a year; and

(4) The discharger will maintain at the office of the facility and make available for inspection the on-site compliance paperwork as described in § 437.41(c).

(b) *Combined waste receipts from subparts A, B and C of this part.* (1) As provided in § 437.45(a), any new source subject to this paragraph must achieve the following performance standards:

PERFORMANCE STANDARDS

Regulated parameter	Maximum daily ¹	Maximum monthly avg. ¹
Conventional Parameters		
BOD ₅	163	53.0
O&G	127	38.0
pH	(²)	(²)
TSS	29.6	11.3
Metal Parameters		
Antimony	0.111	0.0312
Arsenic	0.0993	0.0199
Cadmium	0.0172	0.0102
Chromium	0.167	0.0522
Cobalt	0.182	0.0703
Copper	0.659	0.216
Lead	0.350	0.160
Mercury	0.000641	0.000246
Nickel	0.794	0.309
Selenium	0.176	0.0698
Silver	0.0318	0.0122
Tin	0.0955	0.0367
Titanium	0.0159	0.00612
Vanadium	0.0628	0.0518
Zinc	0.657	0.252
Organic Parameters		
Acetone	30.2	7.97
Acetophenone	0.114	0.0562
Bis(2-ethylhexyl) phthalate	0.215	0.101
2-Butanone	4.81	1.85
Butylbenzyl phthalate	0.188	0.0887
Carbazole	0.598	0.276
o-Cresol	1.92	0.561
p-Cresol	0.698	0.205
n-Decane	0.948	0.437
Fluoranthene	0.0537	0.0268
n-Octadecane	0.589	0.302
Phenol	3.65	1.08
Pyridine	0.370	0.182
2,4,6-Trichlorophenol	0.155	0.106

¹ mg/L (ppm).

² Within the range 6 to 9.

(2) The following in-plant limitations apply to metal-bearing wastewater containing cyanide:

40 CFR Ch. I (7–1–21 Edition)

IN-PLANT LIMITATIONS

Regulated parameter	Maximum daily ¹	Maximum monthly avg. ¹
Cyanide	500	178

¹ mg/L (ppm).

(c) *Combined waste receipts from subparts A and B of this part.* (1) As provided in § 437.45(a), any new source subject to this paragraph must achieve the following standards:

PERFORMANCE STANDARDS

Regulated parameter	Maximum daily ¹	Maximum monthly avg. ¹
Conventional Parameters		
O&G	127	38.0
pH	(²)	(²)
TSS	29.6	11.3
Metal Parameters		
Antimony	0.111	0.0312
Arsenic	0.0993	0.0199
Cadmium	0.0172	0.0102
Chromium	0.167	0.0522
Cobalt	0.182	0.0703
Copper	0.659	0.216
Lead	0.350	0.160
Mercury	0.000641	0.000246
Nickel	0.794	0.309
Selenium	0.176	0.0698
Silver	0.0318	0.0122
Tin	0.0955	0.0367
Titanium	0.0159	0.00612
Vanadium	0.0628	0.0518
Zinc	0.657	0.252
Organic Parameters		
Bis(2-ethylhexyl) phthalate	0.215	0.101
Butylbenzyl phthalate	0.188	0.0887
Carbazole	0.598	0.276
n-Decane	0.948	0.437
Fluoranthene	0.0537	0.0268
n-Octadecane	0.589	0.302

¹ mg/L (ppm).

² Within the range 6 to 9.

(2) The following in-plant limitations apply to metal-bearing wastewater containing cyanide:

IN-PLANT LIMITATIONS

Regulated parameter	Maximum daily ¹	Maximum monthly avg. ¹
Cyanide	500	178

¹ mg/L (ppm).

Environmental Protection Agency

§ 437.46

(d) *Combined waste receipts from subparts A and C of this part.* (1) As provided in § 437.45(a), any new source subject to this paragraph must achieve the following performance standards:

PERFORMANCE STANDARDS		
Regulated parameter	Maximum daily ¹	Maximum monthly avg. ¹
Conventional Parameters		
BOD ₅	163	53.0
O&G	205	50.2
pH	(²)	(²)
TSS	29.6	11.3
Metal Parameters		
Antimony	0.111	0.0312
Arsenic	0.0993	0.0199
Cadmium	0.782	0.163
Chromium	0.167	0.0522
Cobalt	0.182	0.0703
Copper	0.659	0.216
Lead	1.32	0.283
Mercury	0.000641	0.000246
Nickel	0.794	0.309
Selenium	0.176	0.0698
Silver	0.0318	0.0122
Tin	0.0955	0.0367
Titanium	0.0159	0.00612
Vanadium	0.0628	0.0518
Zinc	0.657	0.252
Organic Parameters		
Acetone	30.2	7.97
Acetophenone	0.114	0.0562
2-Butanone	4.81	1.85
<i>o</i> -Cresol	1.92	0.561
<i>p</i> -Cresol	0.698	0.205
Phenol	3.65	1.08
Pyridine	0.370	0.182
2,4,6-Trichlorophenol	0.155	0.106

¹ mg/L (ppm).

² Within the range 6 to 9.

(2) The following in-plant limitations apply to metal-bearing wastewater containing cyanide:

IN-PLANT LIMITATIONS		
Regulated parameter	Maximum daily ¹	Maximum monthly avg. ¹
Cyanide	500	178

¹ mg/L (ppm).

(e) *Combined waste receipts from subparts B and C of this part.* As provided in § 437.45(a), any new source subject to this paragraph must achieve the following performance standards:

PERFORMANCE STANDARDS

Regulated parameter	Maximum daily ¹	Maximum monthly avg. ¹
Conventional Parameters		
BOD ₅	163	53.0
O&G	127	38.0
pH	(²)	(²)
TSS	74.1	30.6
Metal Parameters		
Arsenic	2.95	1.33
Cadmium	0.0172	0.0102
Chromium	0.746	0.323
Cobalt	56.4	18.8
Copper	0.500	0.242
Lead	0.350	0.160
Mercury	0.0172	0.00647
Tin	0.335	0.165
Zinc	0.497	0.420
Organic Parameters		
Acetone	30.2	7.97
Acetophenone	0.114	0.0562
Bis(2-ethylhexyl) phthalate	0.215	0.101
2-Butanone	4.81	1.85
Butylbenzyl phthalate	0.188	0.0887
Carbazole	0.598	0.276
<i>o</i> -Cresol	1.92	0.561
<i>p</i> -Cresol	0.698	0.205
<i>n</i> -Decane	0.948	0.437
Fluoranthene	0.0537	0.0268
<i>n</i> -Octadecane	0.589	0.302
Phenol	3.65	1.08
Pyridine	0.370	0.182
2,4,6-Trichlorophenol	0.155	0.106

¹ mg/L (ppm).

² Within the range 6 to 9.

[65 FR 81300, Dec. 22, 2000, as amended at 68 FR 71025, Dec. 22, 2003]

§ 437.46 Pretreatment standards for existing sources (PSES).

(a) Except as provided in 40 CFR 403.7, § 403.13 or § 437.40(b), any new source subject to this subpart which combines treated or untreated wastes from subparts A, B, or C of this part may be subject to Multiple Wastestream Subcategory pretreatment standards representing the application of PSES set forth in paragraphs (b), (c), (d), or (e) of this section if the discharger agrees to the following conditions in its permit:

(1) The discharger will meet the applicable Multiple Wastestream

Subcategory standards set forth in paragraphs (b), (c), (d) or (e) of this section;

(2) The discharger will notify its local control authority of its desire to

§ 437.46

be subject to the Multiple Waste Subcategory by submitting to the local control authority an initial certification statement as described in § 437.41(a);

(3) The discharger will submit to its local control authority a periodic certification statement as described in § 437.41(b) once a year; and

(4) The discharger will maintain at the office of the facility and make available for inspection the on-site compliance paperwork as described in § 437.41(c).

(b) *Combined waste receipts from subparts A, B and C of this part.* (1) As provided in § 437.46(a), and no later than [Insert date—three years after publication], any existing source subject to this paragraph must achieve the following pretreatment standards:

PRETREATMENT STANDARDS (PSES)

Regulated parameter	Maximum daily ¹	Maximum monthly avg. ¹
Metal Parameters		
Antimony	0.249	0.206
Arsenic	0.162	0.104
Cadmium	0.474	0.0962
Chromium	0.947	0.487
Cobalt	0.192	0.124
Copper	0.405	0.301
Lead	0.222	0.172
Mercury	0.00234	0.000739
Nickel	3.95	1.45
Silver	0.120	0.0351
Tin	0.409	0.120
Titanium	0.0947	0.0618
Vanadium	0.218	0.0662
Zinc	2.87	0.641
Organic Parameters		
Bis(2-ethylhexyl) phthalate	0.267	0.158
Carbazole	0.392	0.233
o-Cresol	1.92	0.561
p-Cresol	0.698	0.205
n-Decane	5.79	3.31
Fluoranthene	0.787	0.393
n-Octadecane	1.22	0.925
2,4,6-Trichlorophenol	0.155	0.106

¹ mg/L (ppm).

(2) The following in-plant limitations apply to metal-bearing wastewater containing cyanide:

IN-PLANT LIMITATIONS

Regulated parameter	Maximum daily ¹	Maximum monthly avg. ¹
Cyanide	500	178

¹ mg/L (ppm).

40 CFR Ch. I (7–1–21 Edition)

(c) *Combined waste receipts from subparts A and B of this part.* (1) As provided in § 437.46(a), and no later than December 22, 2003, any existing source subject to this paragraph must achieve the following pretreatment standards:

PRETREATMENT STANDARDS (PSES)

Regulated parameter	Maximum daily ¹	Maximum monthly avg. ¹
Metal Parameters		
Antimony	0.249	0.206
Arsenic	0.162	0.104
Cadmium	0.474	0.0962
Chromium	0.947	0.487
Cobalt	0.192	0.124
Copper	0.405	0.301
Lead	0.222	0.172
Mercury	0.00234	0.000739
Nickel	3.95	1.45
Silver	0.120	0.0351
Tin	0.409	0.120
Titanium	0.0947	0.0618
Vanadium	0.218	0.0662
Zinc	2.87	0.641
Organic Parameters		
Bis(2-ethylhexyl) phthalate	0.267	0.158
Carbazole	0.392	0.233
n-Decane	5.79	3.31
Fluoranthene	0.787	0.393
n-Octadecane	1.22	0.925

¹ mg/L (ppm).

(2) The following in-plant limitations apply to metal-bearing wastewater containing cyanide:

IN-PLANT LIMITATIONS

Regulated parameter	Maximum daily ¹	Maximum monthly avg. ¹
Cyanide	500	178

¹ mg/L (ppm).

(d) *Combined waste receipts from subparts A and C of this part.* (1) As provided in § 437.46(a), and no later than December 22, 2003, any existing source subject to this paragraph must achieve the following pretreatment standards:

PRETREATMENT STANDARDS (PSES)

Regulated parameter	Maximum daily ¹	Maximum monthly avg. ¹
Metal Parameters		
Antimony	0.249	0.206
Arsenic	0.162	0.104
Cadmium	0.474	0.0962
Chromium	15.5	3.07
Cobalt	0.192	0.124

Environmental Protection Agency

§ 437.47

PRETREATMENT STANDARDS (PSES)— Continued

Regulated parameter	Maximum daily ¹	Maximum monthly avg. ¹
Copper	4.14	1.06
Lead	1.32	0.283
Mercury	0.00234	0.000739
Nickel	3.95	1.45
Silver	0.120	0.0351
Tin	0.409	0.120
Titanium	0.0947	0.0618
Vanadium	0.218	0.0662
Zinc	2.87	0.641
Organic Parameters		
<i>o</i> -Cresol	1.92	0.561
<i>p</i> -Cresol	0.698	0.205
2,4,6-Trichlorophenol	0.155	0.106

¹ mg/L (ppm).

(2) The following in-plant limitations apply to metal-bearing wastewater containing cyanide:

IN-PLANT LIMITATIONS

Regulated parameter	Maximum daily ¹	Maximum monthly avg. ¹
Cyanide	500	178

¹ mg/L (ppm).

(e) *Combined waste receipts from subparts B and C of this part.* As provided in § 437.46(a), and no later than December 22, 2003, any existing source subject to this paragraph must achieve the following pretreatment standards:

PRETREATMENT STANDARDS (PSES)

Regulated parameter	Maximum daily ¹	Maximum monthly avg. ¹
Metal Parameters		
Chromium	0.947	0.487
Cobalt	56.4	18.8
Copper	0.405	0.301
Lead	0.222	0.172
Tin	0.249	0.146
Zinc	6.95	4.46
Organic Parameters		
Bis (2-ethylhexyl) phthalate ...	0.267	0.158
Carbazole	0.392	0.233
<i>o</i> -Cresol	1.92	0.561
<i>p</i> -Cresol	0.698	0.205
<i>n</i> -Decane	5.79	3.31
Fluoranthene	0.787	0.393
<i>n</i> -Octadecane	1.22	0.925
2,4,6-Trichlorophenol	0.155	0.106

¹ mg/L (ppm).

[65 FR 81300, Dec. 22, 2000, as amended at 68 FR 71025, Dec. 22, 2003]

§ 437.47 Pretreatment standards for new sources (PSNS).

(a) Except as provided in 40 CFR 403.7 or § 437.40(b), any new source subject to this subpart which combines treated or untreated wastes from subparts A, B, or C of this part may be subject to Multiple Wastestream Subcategory pretreatment standards representing the application of PSNS set forth in paragraphs (b), (c), (d), or (e) of this section if the discharger agrees to the following conditions in its permit:

(1) The discharger will meet the applicable Multiple Wastestream Subcategory standards set forth in paragraphs (b), (c), (d) or (e) of this section;

(2) The discharger will notify its local control authority at the time of submitting its application for an individual control mechanism or pretreatment agreement of its desire to be subject to Multiple Waste Subcategory by submitting to the local control authority an initial certification statement as described in § 437.41(a);

(3) The discharger will submit to its local control authority a periodic certification statements as described in § 437.41(b) once a year; and

(4) The discharger will maintain at the office of the facility and make available for inspection the on-site compliance paperwork as described in § 437.41(c).

(b) *Combined waste receipts from subparts A, B and C of this part.* (1) As provided in § 437.47(a), any new source subject to this paragraph must achieve the following pretreatment standards:

PRETREATMENT STANDARDS (PSNS)

Regulated parameter	Maximum daily ¹	Maximum monthly avg. ¹
Metal Parameters		
Antimony	0.249	0.206
Arsenic	0.162	0.104
Cadmium	0.474	0.0962
Chromium	0.746	0.323
Cobalt	0.192	0.124
Copper	0.500	0.242
Lead	0.350	0.160
Mercury	0.00234	0.000739
Nickel	3.95	1.45
Silver	0.120	0.0351
Tin	0.409	0.120
Titanium	0.0947	0.0618
Vanadium	0.218	0.0662

§ 437.47

PRETREATMENT STANDARDS (PSNS)—
Continued

Regulated parameter	Maximum daily ¹	Maximum monthly avg. ¹
Zinc	2.87	0.641
Organic Parameters		
Bis(2-ethylhexyl) phthalate	0.215	0.101
Carbazole	0.598	0.276
<i>o</i> -Cresol	1.92	0.561
<i>p</i> -Cresol	0.698	0.205
<i>n</i> -Decane	0.948	0.437
Fluoranthene	0.0537	0.0268
<i>n</i> -Octadecane	0.589	0.302
2,4,6-Trichlorophenol	0.155	0.106

¹ mg/L (ppm).

(2) The following in-plant limitations apply to metal-bearing wastewater containing cyanide:

IN-PLANT LIMITATIONS

Regulated parameter	Maximum daily ¹	Maximum monthly avg. ¹
Cyanide	500	178

¹ mg/L (ppm).

(c) *Combined waste receipts from subparts A and B of this part.* (1) As provided in § 437.47(a), any new source subject to this paragraph must achieve the following pretreatment standards:

PRETREATMENT STANDARDS (PSNS)

Regulated parameter	Maximum daily ¹	Maximum monthly avg. ¹
Metal Parameters		
Antimony	0.249	0.206
Arsenic	0.162	0.104
Cadmium	0.474	0.0962
Chromium	0.746	0.323
Cobalt	0.192	0.124
Copper	0.500	0.242
Lead	0.350	0.160
Mercury	0.00234	0.000739
Nickel	3.95	1.45
Silver	0.120	0.0351
Tin	0.409	0.120
Titanium	0.0947	0.0618
Vanadium	0.218	0.0662
Zinc	2.87	0.641

Organic Parameters

Bis (2-ethylhexyl) phthalate ...	0.215	0.101
Carbazole	0.598	0.276
<i>n</i> -Decane	0.948	0.437
Fluoranthene	0.0537	0.0268
<i>n</i> -Octadecane	0.589	0.302

¹ mg/L (ppm).

40 CFR Ch. I (7–1–21 Edition)

(2) The following in-plant limitations apply to metal-bearing wastewater containing cyanide:

IN-PLANT LIMITATIONS

Regulated parameter	Maximum daily ¹	Maximum monthly avg. ¹
Cyanide	500	178

¹ mg/L (ppm).

(d) *Combined waste receipts from subparts A and C of this part.* (1) As provided in § 437.47(a), any new source subject to this paragraph must achieve the following pretreatment standards:

PRETREATMENT STANDARDS (PSNS)

Regulated parameter	Maximum daily ¹	Maximum monthly avg. ¹
Metal Parameters		
Antimony	0.249	0.206
Arsenic	0.162	0.104
Cadmium	0.474	0.0962
Chromium	15.5	3.07
Cobalt	0.192	0.124
Copper	4.14	1.06
Lead	1.32	0.283
Mercury	0.00234	0.000739
Nickel	3.95	1.45
Silver	0.120	0.0351
Tin	0.409	0.120
Titanium	0.0947	0.0618
Vanadium	0.218	0.0662
Zinc	2.87	0.641

Organic Parameters

<i>o</i> -Cresol	1.92	0.561
<i>p</i> -Cresol	0.698	0.205
2,4,6-Trichlorophenol	0.155	0.106

¹ mg/L (ppm).

(2) The following in-plant limitations apply to metal-bearing wastewater containing cyanide:

IN-PLANT LIMITATIONS

Regulated parameter	Maximum daily ¹	Maximum monthly avg. ¹
Cyanide	500	178

¹ mg/L (ppm).

(e) *Combined waste receipts from subparts B and C of this part.* As provided in § 437.47(a), any new source subject to this paragraph must achieve the following pretreatment standards:

Environmental Protection Agency

§ 438.1

PRETREATMENT STANDARDS (PSNS)

Regulated parameter	Maximum daily ¹	Maximum monthly avg. ¹
Metal Parameters		
Chromium	0.746	0.323
Cobalt	56.4	18.8
Copper	0.500	0.242
Lead	0.350	0.160
Tin	0.335	0.165
Zinc	8.26	4.50
Organic Parameters		
Bis(2-ethylhexyl) phthalate	0.215	0.101
Carbazole	0.598	0.276
o-Cresol	1.92	0.561
p-Cresol	0.698	0.205
n-Decane	0.948	0.437
Fluoranthene	0.0537	0.0268
n-Octadecane	0.589	0.302
2,4,6-Trichlorophenol	0.155	0.106

¹ mg/L (ppm).

[65 FR 81300, Dec. 22, 2000, as amended at 68 FR 71025, 71026, Dec. 22, 2003]

PART 438—METAL PRODUCTS AND MACHINERY POINT SOURCE CATEGORY

Sec.

438.1 General applicability.

438.2 General definitions.

Subpart A—Oily Wastes

438.10 Applicability.

438.12 Effluent limitations attainable by the application of the best practicable control technology currently available (BPT).

438.13 Effluent limitations attainable by application of the best control technology for conventional pollutants (BCT).

438.15 New source performance standards (NSPS).

Subpart B [Reserved]

APPENDIX A TO PART 438—TYPICAL PRODUCTS IN METAL PRODUCTS AND MACHINERY SECTORS

APPENDIX B TO PART 438—OILY OPERATIONS DEFINITIONS

APPENDIX C TO PART 438—METAL-BEARING OPERATIONS DEFINITIONS

AUTHORITY: 33 U.S.C. 1311, 1314, 1316, 1317, 1318, 1342 and 1361.

SOURCE: 68 FR 25735, May 13, 2003, unless otherwise noted.

§ 438.1 General applicability.

(a) As defined more specifically in subpart A, except as provided in paragraphs (b) through (e) of this section, this part applies to process wastewater discharges from oily operations (as defined at § 438.2(f) and appendix B of this part) to surface waters from existing or new industrial facilities (including facilities owned and operated by Federal, State, or local governments) engaged in manufacturing, rebuilding, or maintenance of metal parts, products, or machines for use in the Metal Product & Machinery (MP&M) industrial sectors listed in this section. The MP&M industrial sectors consist of the following:

Aerospace;
Aircraft;
Bus and Truck;
Electronic Equipment;
Hardware;
Household Equipment;
Instruments;
Miscellaneous Metal Products;
Mobile Industrial Equipment;
Motor Vehicle;
Office Machine;
Ordnance;
Precious Metals and Jewelry;
Railroad;
Ships and Boats; or
Stationary Industrial Equipment.

(b) The regulations in this part do not apply to process wastewaters from metal-bearing operations (as defined at § 438.2(d) and appendix C of this part) or process wastewaters which are subject to the limitations and standards of other effluent limitations guidelines (e.g., Metal Finishing (40 CFR part 433) or Iron and Steel Manufacturing (40 CFR part 420)). The regulations in this part also do not apply to process wastewaters from oily operations (as defined at § 438.2(f) and appendix B of this part) commingled with process wastewaters already covered by other effluent limitations guidelines or with process wastewaters from metal-bearing operations. This provision must be examined for each point source discharge at a given facility.

(c) Wastewater discharges resulting from the washing of cars, aircraft or other vehicles, when performed only for aesthetic or cosmetic purposes, are

§ 438.2

40 CFR Ch. I (7–1–21 Edition)

not subject to this part. Direct discharges resulting from the washing of cars, aircraft or other vehicles, when performed as a preparatory step prior to one or more successive manufacturing, rebuilding, or maintenance operations, are subject to this part.

(d) Wastewater discharges from railroad line maintenance facilities (as defined at § 438.2(h)) are not subject to this part. Wastewater discharges from railroad overhaul or heavy maintenance facilities (as defined at § 438.2(i)) may be covered by subpart A of this part, the Metal Finishing Point Source Category (40 CFR part 433), or by other effluent limitations guidelines, as applicable.

(e) The following wastewater discharges are not subject to this part:

(1) Non-process wastewater as defined at § 438.2(e).

(2) Wastewater discharges introduced into a Publicly Owned Treatment Works (POTW) or a Federally owned and operated Treatment Works Treating Domestic Sewage (TWTDS), as defined at 40 CFR 122.2.

(3) Process wastewater generated by maintenance and repair activities at gasoline service stations, passenger car rental facilities, or utility trailer and recreational vehicle rental facilities.

(4) Wastewater discharges generated from gravure cylinder preparation or metallic platemaking conducted within or for printing and publishing facilities.

(5) Wastewater discharges in or on dry docks and similar structures, such as graving docks, building ways, marine railways, lift barges at shipbuilding facilities (or shipyards), and ships that are afloat.

(6) Wastewater generated by facilities primarily performing drum reconditioning and cleaning to prepare metal drums for resale, reuse, or disposal.

§ 438.2 General definitions.

As used in this part:

(a) The general definitions and abbreviations at 40 CFR part 401 shall apply.

(b) The regulated parameters are listed with approved methods of analysis in Table 1B at 40 CFR 136.3, and are defined as follows:

(1) *O&G (as HEM)* means total recoverable oil and grease measured as n-hexane extractable material.

(2) *TSS* means total suspended solids.

(c) *Corrosion preventive coating* means the application of removable oily or organic solutions to protect metal surfaces against corrosive environments. Corrosion preventive coatings include, but are not limited to: petrolatum compounds, oils, hard dry-film compounds, solvent-cutback petroleum-based compounds, emulsions, water-displacing polar compounds, and fingerprint removers and neutralizers. Corrosion preventive coating does not include electroplating, or chemical conversion coating operations.

(d) *Metal-bearing operations* means one or more of the following: abrasive jet machining; acid pickling neutralization; acid treatment with chromium; acid treatment without chromium; alcohol cleaning; alkaline cleaning neutralization; alkaline treatment with cyanide; anodizing with chromium; anodizing without chromium; carbon black deposition; catalyst acid pre-dip; chemical conversion coating without chromium; chemical milling (or chemical machining); chromate conversion coating (or chromating); chromium drag-out destruction; cyanide drag-out destruction; cyaniding rinse; electrochemical machining; electroless catalyst solution; electroless plating; electrolytic cleaning; electroplating with chromium; electroplating with cyanide; electroplating without chromium or cyanide; electropolishing; galvanizing/hot dip coating; hot dip coating; kerfing; laminating; mechanical and vapor plating; metallic fiber cloth manufacturing; metal spraying (including water curtain); painting-immersion (including electrophoretic, “E-coat”); photo imaging; photo image developing; photoresist application; photoresist strip; phosphor deposition; physical vapor deposition; plasma arc machining; plastic wire extrusion; salt bath descaling; shot tower—lead shot manufacturing; soldering; solder flux cleaning; solder fusing; solder masking; sputtering; stripping (paint); stripping (metallic coating); thermal infusion; ultrasonic machining; vacuum impregnation; vacuum plating; water shedder;

wet air pollution control; wire galvanizing flux; and numerous sub-operations within those listed in this paragraph. In addition, process wastewater also results from associated rinses that remove materials that the preceding processes deposit on the surface of the workpiece. These metal-bearing operations are defined in appendix C of this part.

(e) *Non-process wastewater* means sanitary wastewater, non-contact cooling water, water from laundering, and non-contact storm water. Non-process wastewater for this part also includes wastewater discharges from non-industrial sources such as residential housing, schools, churches, recreational parks, shopping centers as well as wastewater discharges from gas stations, utility plants, and hospitals.

(f) *Oily operations* means one or more of the following: abrasive blasting; adhesive bonding; alkaline cleaning for oil removal; alkaline treatment without cyanide; aqueous degreasing; assembly/disassembly; burnishing; calibration; corrosion preventive coating (as defined in paragraph (c) of this section); electrical discharge machining; floor cleaning (in process area); grinding; heat treating; impact deformation; iron phosphate conversion coating; machining; painting-spray or brush (including water curtains); polishing; pressure deformation; solvent degreasing; steam cleaning; testing (e.g., hydrostatic, dye penetrant, ultrasonic, magnetic flux); thermal cutting; tumbling/barrel finishing/mass finishing/vibratory finishing; washing (finished products); welding; wet air pollution control for organic constituents; and numerous sub-operations within those listed in this paragraph. In addition, process wastewater also results from associated rinses that remove materials that the preceding processes deposit on the surface of the workpiece. These oily operations are defined in appendix B of this part.

(g) *Process wastewater* means wastewater as defined at 40 CFR parts 122 and 401, and includes wastewater from air pollution control devices.

(h) *Railroad line maintenance facilities* means facilities specified at § 438.1 that only perform routine cleaning and light maintenance on railroad engines,

cars, car-wheel trucks, or similar parts or machines, and discharge wastewater exclusively from oily operations (as defined in paragraph (f) of this section and appendix B of this part). These facilities only perform one or more of the following operations: assembly/disassembly, floor cleaning, maintenance machining (wheel truing), touch-up painting, and washing.

(i) *Railroad overhaul or heavy maintenance facilities* means facilities engaged in the manufacture, overhaul, or heavy maintenance of railroad engines, cars, car-wheel trucks, or similar parts or machines. These facilities typically perform one or more of the operations in paragraph (h) of this section and one or more of the following operations: abrasive blasting, alkaline cleaning, aqueous degreasing, corrosion preventive coating, electrical discharge machining, grinding, heat treating, impact deformation, painting, plasma arc machining, polishing, pressure deformation, soldering/brazing, stripping (paint), testing, thermal cutting, and welding.

Subpart A—Oily Wastes

§ 438.10 Applicability.

(a) This subpart applies to process wastewater directly discharged from facilities specified at § 438.1.

(b) This subpart applies to process wastewater discharges from oily operations (as defined at § 438.2(f) and appendix B of this part).

(c) This subpart does not apply to process wastewater discharges from metal-bearing operations (as defined at § 438.2(d) and appendix C of this part).

§ 438.12 Effluent limitations attainable by the application of the best practicable control technology currently available (BPT).

Except as provided at 40 CFR 125.30 through 125.32, any existing point source subject to this subpart must achieve the following effluent limitations representing the application of BPT. Discharges must remain within the pH range 6 to 9 and must not exceed the following:

§ 438.13

EFFLUENT LIMITATIONS
[BPT]

Regulated parameter	Maximum daily ¹
1. TSS	62
2. O&G (as HEM)	46

¹ mg/L (ppm).

§ 438.13 Effluent limitations attainable by application of the best control technology for conventional pollutants (BCT).

Except as provided at 40 CFR 125.30 through 125.32, any existing point source subject to this subpart must achieve the following effluent limitation representing the application of BCT: Limitations for TSS, O&G (as

40 CFR Ch. I (7–1–21 Edition)

HEM) and pH are the same as the corresponding limitation specified at § 438.12.

§ 438.15 New source performance standards (NSPS).

New point sources subject to this subpart must achieve the new source performance standards (NSPS) for TSS, O&G (as HEM), and pH, which are the same as the corresponding limitation specified at § 438.12. The performance standards apply with respect to each new point source that commences discharge after June 12, 2003.

**Subpart B [Reserved]40v32(5546):
Appendix A to Part 430**

APPENDIX A TO PART 438—TYPICAL PRODUCTS IN METAL PRODUCTS AND MACHINERY SECTORS

AEROSPACE	AIRCRAFT	BUS & TRUCK
Guided Missiles & Space Vehicle Guided Missile & Space Vehicle Prop Other Space Vehicle & Missile Parts	Aircraft Engines & Engine Parts Aircraft Frames Manufacturing Aircraft Parts & Equipment Airports, Flying Fields, & Services	Bus Terminal & Service Facilities Courier Services, Except by Air Freight Truck Terminals, W/ or W/O Maintenance. Intercity & Rural Highways (Buslines) Local & Suburban Transit (Bus & subway) Local Passenger. Trans. (Lim., Amb., Sight See) Local Trucking With Storage Local Trucking Without Storage Motor Vehicle Parts & Accessories School Buses Trucking Truck & Bus Bodies Truck Trailers

Environmental Protection Agency

Pt. 438, App. A

ELECTRONIC EQUIPMENT	HARDWARE	HOUSEHOLD EQUIPMENT
Communications Equipment Connectors for Electronic Applications Electric Lamps Electron Tubes Electronic Capacitors Electronic Coils & Transformers Electronic Components Radio & TV Communications Equipment Telephone & Telegraph Apparatus	Architectural & Ornamental Metal Work Bolts, Nuts, Screws, Rivets & Washers Crowns & Closures Cutlery Fabricated Metal Products Fabricated Pipe & Fabricated Pipe Fittings Fabricated Plate Work (Boiler Shops) Fabricated Structural Metal Fasteners, Buttons, Needles & Pins Fluid Power Valves & Hose Fittings Hand & Edge Tools Hand Saws & Saw Blades Hardware Heating Equipment, Except Electric Industrial Furnaces & Ovens Iron & Steel Forgings Machine Tool Accessories & Measuring Devices Machine Tools, Metal Cutting Types Machine Tools, Metal Forming Types Metal Shipping Barrels, Drums, Kegs, Pails Metal Stampings Power Driven Hand Tools Prefabricated Metal Buildings & Components Screw Machine Products Sheet Metal Work Special Dies & Tools, Die Sets, Jigs, Etc. Steel Springs Valves & Pipe Fittings Wire Springs	Commercial, Ind. & Inst. Elec. Lighting Fixtures Current-Carrying Wiring Devices Electric Housewares & Fans Electric Lamps Farm Freezers Household Appliances Household Cooking Equipment Household Refrig. & Home & Farm Freezers Household Laundry Equipment Household Vacuum Cleaners Lighting Equipment Noncurrent-Carrying Wiring Devices Radio & Television Repair Shops Radio & Television Sets Except Comm. Types Refrig. & Air Cond. Serv. & Repair Shops Residential Electrical Lighting Fixtures
INSTRUMENTS	MOBILE INDUSTRIAL EQUIPMENT	MOTOR VEHICLE
Analytical Instruments Automatic Environmental Controls Coating, Engraving, & Allied Services Dental Equipment & Supplies Ophthalmic Goods Fluid Meters & Counting Devices Instruments to Measure Electricity Laboratory Apparatus & Furniture Manufacturing Industries Measuring & Controlling Devices Optical Instruments & Lenses Orthopedic, Prosthetic, & Surgical Supplies Pens, Mechanical Pencils, & Parts Process Control Instruments Search & Navigation Equipment Surgical & Medical Instruments & Apparatus Watches, Clocks, Associated Devices & Parts	Construction Machinery & Equipment Farm Machinery & Equipment Garden Tractors & Lawn & Garden Equipment Hoist, Industrial Cranes & Monorails Industrial Trucks, Tractors, Trailers, Tanks & Tank Components Mining machinery & equipment, except oil field	Auto Exhaust System Repair Shops Automobile Dealers (new & used) Auto. Dealers (Dunebuggy, Go-cart, Snowmobile) Automobile Service (includes Diag. & Insp. Cntrs.) Automotive Equipment Automotive Glass Replacement Shops Automotive Repairs Shops Automotive Stampings Automotive Transmission Repair Shops Carburetors, Pistons Rings, Valves Electrical Equipment for Motor General Automotive Repair Shops Mobile Homes Motor Vehicle & Automotive Bodies Motor Vehicle Parts & Accessories Motorcycle Dealers Motorcycles Passenger Car Leasing Recreational & Utility Trailer Dealers Taxicabs Top & Body Repair & Paint Shops Travel Trailers & Campers Vehicles Vehicular Lighting Equipment Welding Shops (includes Automotive)
INSTRUMENTS OFFICE MACHINE	ORDNANCE	PRECIOUS METALS & JEWELRY
Calculating & Accounting Equipment Computer Maintenance & Repair Computer Peripheral Equipment Computer Related Services Computer Rental & Leasing Computer Storage Devices Computer Terminals Electrical & Electronic Repair Electronic Computers Office Machines Photographic Equipment & Supplies	Ammunition Ordnance & Accessories Small Arms Small Arms Ammunition	Costume Jewelry Jewelers' Materials & Lapidary Work Jewelry, Precious Metal Musical Instruments Silverware, Plated Ware, & Stainless

RAILROAD	SHIPS & BOATS	STATIONARY INDUSTRIAL EQUIPMENT
Line-Haul Railroads Railcars, Railway Systems Switching & Terminal Stations	Boat Building & Repairing Deep Sea Domestic Transportation of Freight Deep Sea Passenger Transportation, Except by Ferry Freight Transportation on the Great Lakes Marinas Ship Building & Repairing Towing & Tugboat Service Water Passenger Transportation Ferries Water Transportation of Freight Water Transportation Services	Air & Gas Compressors Automatic Vending Machines Ball & Roller Bearings Blowers & Exhaust & Ventilation Fans Commercial Laundry Equipment Conveyors & Conveying Equipment Electric Industrial Apparatus Elevators & Moving Stairways Equipment Rental & Leasing Food Product Machinery Fluid Power Cylinders & Actuators Fluid Power Pumps & Motors General Industrial Machinery Heavy Construction Equipment Rental Industrial Machinery Industrial Patterns Industrial Process Furnaces & Ovens Internal Combustion Engines Measuring & Dispensing Pumps Mechanical Power Transmission Equipment Metal Working Machinery Motors & Generators Oil Field Machinery & Equipment Packaging Machinery Paper Industries Machinery Printing Trades Machinery & Equipment Pumps & Pumping Equipment Refrigeration & Air & Heating Equipment Relays & Industrial Controls Rolling Mill Machinery & Equipment Scales & Balances, Except Laboratory Service Industry Machines Special Industry Machinery Speed Changers, High Speed Drivers & Gears Steam, Gas, Hydraulic Turbines, Generator Units Switchgear & Switchboard Apparatus Textile Machinery Transformers Welding Apparatus Woodworking Machinery
MISCELLANEOUS METAL PRODUCTS Miscellaneous Fabricated Wire Products Miscellaneous Metal Work Miscellaneous Repair Shops & Related Services Miscellaneous Transportation Equipment		

APPENDIX B TO PART 438—OILY OPERATIONS DEFINITIONS

NOTE: The definitions in this appendix shall not be used to differentiate between the six “core” metal finishing operations (*i.e.*, Electroplating, Electroless Plating, Anodizing, Coating (chromating, phosphating, and coloring), Chemical Etching and Milling, and Printed Circuit Board Manufacture) and forty “ancillary” process operations listed at 40 CFR 433.10(a).

Abrasive Blasting involves removing surface film from a part by using abrasive directed at high velocity against the part. Abrasive blasting includes bead, grit, shot, and sand blasting, and may be performed either dry or with water. The primary applications of wet abrasive blasting include: Removing burrs on

precision parts; producing satin or matte finishes; removing fine tool marks; and removing light mill scale, surface oxide, or welding scale. Wet blasting can be used to finish fragile items such as electronic components. Also, some aluminum parts are wet blasted to achieve a fine-grained matte finish for decorative purposes. In abrasive blasting, the water and abrasive typically are reused until the particle size diminishes due to impacting and fracture.

Adhesive Bonding involves joining parts using an adhesive material. Typically, an organic bonding compound is used as the adhesive. This operation usually is dry; however, aqueous solutions may be used as bonding agents or to contain residual organic bonding materials.

Alkaline Cleaning for Oil Removal is a general term for the application of an alkaline cleaning agent to a metal part to remove oil and grease during the manufacture, maintenance, or rebuilding of a metal product. This unit operation does not include washing of the finished products after routine use (as defined in "Washing (Finished Products)" in this appendix), or applying an alkaline cleaning agent to remove nonoily contaminants such as dirt and scale (as defined in "Alkaline Treatment Without Cyanide" in this appendix and "Alkaline Treatment With Cyanide" in appendix C of this part). Wastewater generated includes spent cleaning solutions and rinse waters.

(1) Alkaline cleaning is performed to remove foreign contaminants from parts. This operation usually is done prior to finishing (e.g., electroplating).

(2) Emulsion cleaning is an alkaline cleaning operation that uses either complex chemical enzymes or common organic solvents (e.g., kerosene, mineral oil, glycols, and benzene) dispersed in water with the aid of an emulsifying agent. The pH of the solvent usually is between 7 and 9, and, depending on the solvent used, cleaning is performed at temperatures from room temperature to 82 °C (180 °F). This operation often is used as a replacement for vapor degreasing.

Alkaline Treatment Without Cyanide is a general term used to describe the application of an alkaline solution not containing cyanide to a metal surface to clean the metal surface or prepare the metal surface for further surface finishing.

Aqueous Degreasing involves cleaning metal parts using aqueous-based cleaning chemicals primarily to remove residual oils and greases from the part. Residual oils can be from previous operations (e.g., machine coolants), oil from product use in a dirty environment, or oil coatings used to inhibit corrosion. Wastewater generated by this operation includes spent cleaning solutions and rinse waters.

Assembly/Disassembly involves fitting together previously manufactured or rebuilt parts or components into a complete metal product or machine or taking a complete metal product or machine apart. Assembly/disassembly operations are typically dry; however, special circumstances can require water for cooling or buoyancy. Also, rinsing may be necessary under some conditions.

Burnishing involves finish sizing or smooth finishing a part (previously machined or ground) by displacing, rather than removing, minute surface irregularities with smooth point or line-contact, fixed or rotating tools. Lubricants or soap solutions can be used to cool the tools used in burnishing operations. Wastewater generated during burnishing includes process solutions and rinse water.

Calibration is performed to provide reference points for the use of a product. This

unit operation typically is dry, although water may be used in some cases (e.g., pumping water for calibration of a pump). Water used in this unit operation usually does not contain additives.

Corrosion Preventive Coating involves applying removable oily or organic solutions to protect metal surfaces against corrosive environments. Corrosion preventive coatings include, but are not limited to: Petrolatum compounds, oils, hard dry-film compounds, solvent-cutback petroleum-based compounds, emulsions, water-displacing polar compounds, and fingerprint removers and neutralizers. Corrosion preventive coating does not include electroplating, or chemical conversion coating operations. Many corrosion preventive materials also are formulated to function as lubricants or as a base for paint. Typical applications include: Assembled machinery or equipment in standby storage; finished parts in stock or spare parts for replacement; tools such as drills, taps, dies, and gauges; and mill products such as sheet, strip, rod and bar. Wastewater generated during corrosion preventive coating includes spent process solutions and rinses. Process solutions are discharged when they become contaminated with impurities or are depleted of constituents. Corrosion preventive coatings typically do not require an associated rinse, but parts are sometimes rinsed to remove the coating before further processing.

Electrical Discharge Machining involves removing metals by a rapid spark discharge between different polarity electrodes, one the part and the other the tool, separated by a small gap. The gap may be filled with air or a dielectric fluid. This operation is used primarily to cut tool alloys, hard nonferrous alloys, and other hard-to-machine materials. Most electrical discharge machining processes are operated dry; however, in some cases, the process uses water and generates wastewater containing dielectric fluid.

Floor Cleaning (in Process Area) removes dirt, debris, and process solution spills from process area floors. Floors can be cleaned using wet or dry methods, such as vacuuming, mopping, dry sweeping, and hose rinsing. Non-process area floor cleaning in offices and other similar non-process areas is not included in this unit operation.

Grinding involves removing stock from a part by using abrasive grains held by a rigid or semirigid binder. Grinding shapes or deburrs the part. The grinding tool usually is a disk (the basic shape of grinding wheels), but can also be a cylinder, ring, cup, stick, strip, or belt. The most commonly used abrasives are aluminum oxide, silicon carbide, and diamond. The process may use a grinding fluid to cool the part and remove debris or metal fines. Wastewater generated during grinding includes spent coolants and rinses. Metal-working fluids become spent for a

number of reasons, including increased biological activity (*i.e.*, the fluids become rancid) or decomposition of the coolant additives. Rinse waters typically are assimilated into the working fluid or treated on site.

Heat Treating involves modifying the physical properties of a part by applying controlled heating and cooling cycles. This operation includes tempering, carburizing, cyaniding, nitriding, annealing, aging, normalizing, austenitizing, austempering, siliconizing, martempering, and malleablizing. Parts are heated in furnaces or molten salt baths, and then may be cooled by quenching in aqueous solutions (*e.g.*, brine solutions), neat oils (pure oils with little or no impurities), or oil/water emulsions. Heat treating typically is a dry operation, but is considered a wet operation if aqueous quenching solutions are used. Wastewater includes spent quench water and rinse water.

Impact Deformation involves applying impact force to a part to permanently deform or shape it. Impact deformation may include mechanical processes such as hammer forging, shot peening, peening, coining, high-energy-rate forming, heading, or stamping. Natural and synthetic oils, light greases, and pigmented lubricants are used in impact deformation operations. Pigmented lubricants include whiting, lithapone, mica, zinc oxide, molybdenum disulfide, bentonite, flour, graphite, white lead, and soap-like materials. These operations typically are dry, but wastewater can be generated from lubricant discharge and from rinsing operations associated with the operation.

Iron Phosphate Conversion Coating is the process of applying a protective coating on the surface of a metal using a bath consisting of a phosphoric acid solution containing no metals (*e.g.*, manganese, nickel, or zinc) or a phosphate salt solution (*i.e.*, sodium or potassium salts of phosphoric acid solutions) containing no metals (*e.g.*, manganese, nickel, or zinc) other than sodium or potassium. Any metal concentrations in the bath are from the substrate.

Machining involves removing stock from a part (as chips) by forcing a cutting tool against the part. This includes machining processes such as turning, milling, drilling, boring, tapping, planing, broaching, sawing, shaving, shearing, threading, reaming, shaping, slotting, hobbing, and chamfering. Machining processes use various types of metal-working fluids, the choice of which depends on the type of machining being performed and the preference of the machine shop. The fluids can be categorized into four groups: Straight oil (neat oils), synthetic, semi-synthetic, and water-soluble oil. Machining operations generate wastewater from working fluid or rinse water discharge. Metal-working fluids periodically are discarded because of reduced performance or development of a rancid odor. After machining,

parts are sometimes rinsed to remove coolant and metal chips. The coolant reservoir is sometimes rinsed, and the rinse water is added to the working fluid.

Painting-Spray or Brush (Including Water Curtains) involves applying an organic coating to a part. Coatings such as paint, varnish, lacquer, shellac, and plastics are applied by spraying, brushing, roll coating, lithographing, powder coating, and wiping. Water is used in painting operations as a solvent (water-borne formulations) for rinsing, for cleanup, and for water-wash (or curtain) type spray booths. Paint spray booths typically use most of the water in this unit operation. Spray booths capture overspray (*i.e.*, paint that misses the product during application), and control the introduction of pollutants into the workplace and environment.

Polishing involves removing stock from a part using loose or loosely held abrasive grains carried to the part by a flexible support. Usually, the objective is to achieve a desired surface finish or appearance rather than to remove a specified amount of stock. Buffing is included in this unit operation, and usually is performed using a revolving cloth or sisal buffing wheel, which is coated with a suitable compound. Liquid buffing compounds are used extensively for large-volume production on semiautomated or automated buffing equipment. Polishing operations typically are dry, although liquid compounds and associated rinses are used in some polishing processes.

Pressure Deformation involves applying force (other than impact force) to permanently deform or shape a part. Pressure deformation may include rolling, drawing, bending, embossing, sizing, extruding, squeezing, spinning, necking, forming, crimping or flaring. These operations use natural and synthetic oils, light greases, and pigmented lubricants. Pigmented lubricants include whiting, lithapone, mica, zinc oxide, molybdenum disulfide, bentonite, flour, graphite, white lead, and soap-like materials. Pressure deformation typically is dry, but wastewater is sometimes generated from the discharge of lubricants or from rinsing associated with the process.

Solvent Degreasing removes oils and grease from the surface of a part using organic solvents, including aliphatic petroleum (*e.g.*, kerosene, naphtha), aromatics (*e.g.*, benzene, toluene), oxygenated hydrocarbons (*e.g.*, ketones, alcohol, ether), and halogenated hydrocarbons (*e.g.*, 1,1,1-trichloroethane, trichloroethylene, methylene chloride). Solvent cleaning takes place in either the liquid or vapor phase. Solvent vapor degreasing normally is quicker than solvent liquid degreasing. However, ultrasonic vibration is sometimes used with liquid solvents to decrease the required immersion time of complex shapes. Solvent cleaning often is used as a precleaning operation prior to alkaline

cleaning, as a final cleaning of precision parts, or as surface preparation for some painting operations. Solvent degreasing operations typically are not followed by rinsing, although rinsing is performed in some cases.

Steam Cleaning removes residual dirt, oil, and grease from parts after processing through other unit operations. Typically, additives are not used in this operation; the hot steam removes the pollutants. Wastewater is generated when the cleaned parts are rinsed.

Testing (e.g., hydrostatic, dye penetrant, ultrasonic, magnetic flux) involves applying thermal, electrical, mechanical, hydraulic, or other energy to determine the suitability or functionality of a part, assembly, or complete unit. Testing also may include applying surface penetrant dyes to detect surface imperfections. Other examples of tests frequently performed include electrical testing, performance testing, and ultrasonic testing; these tests typically are dry but may generate wastewater under certain circumstances. Testing usually is performed to replicate some aspect of the working environment. Wastewater generated during testing includes spent process solutions and rinses.

Thermal Cutting involves cutting, slotting, or piercing a part using an oxy-acetylene oxygen lance, electric arc cutting tool, or laser. Thermal cutting typically is a dry process, except for the use of contact cooling waters and rinses.

Tumbling/Barrel Finishing/Mass Finishing/Vibratory Finishing involves polishing or deburring a part using a rotating or vibrating container and abrasive media or other polishing materials to achieve a desired surface appearance. Parts to be finished are placed in a rotating barrel or vibrating unit with an abrasive media (e.g., ceramic chips, pebbles), water, and chemical additives (e.g., alkaline detergents). As the barrel rotates, the upper layer of the part slides toward the lower side of the barrel, causing the abrading or polishing. Similar results can be achieved in a vibrating unit, where the entire contents of the container are in constant motion, or in a centrifugal unit, which compacts the load of media and parts as the unit spins and generates up to 50 times the force of gravity. Spindle finishing is a similar process, where parts to be finished are mounted on fixtures and exposed to a rapidly moving abrasive slurry. Wastewater generated during barrel finishing includes spent process solutions and rinses. Following the finishing process, the contents of the barrel are unloaded. Process wastewater is either discharged continuously during the process, discharged after finishing, or collected and reused. The parts are sometimes given a final rinse to remove particles of abrasive media.

Washing (Finished Products) involves cleaning finished metal products after use or storage using fresh water or water containing a mild cleaning solution. This unit operation applies only to the finished products that do not require maintenance or rebuilding.

Welding involves joining two or more pieces of material by applying heat, pressure, or both, with or without filler material, to produce a metallurgical bond through fusion or recrystallization across the interface. This includes gas welding, resistance welding, arc welding, cold welding, electron beam welding, and laser beam welding. Welding typically is a dry process, except for the occasional use of contact cooling waters or rinses.

Wet Air Pollution Control for Organic Constituents involves using water to remove organic constituents that are entrained in air streams exhausted from process tanks or production areas. Most frequently, wet air pollution control devices are used with cleaning and coating processes. A common type of wet air pollution control is the wet packed scrubber consisting of a spray chamber that is filled with packing material. Water is continuously sprayed onto the packing and the air stream is pulled through the packing by a fan. Pollutants in the air stream are absorbed by the water droplets and the air is released to the atmosphere. A single scrubber often serves numerous process tanks.

APPENDIX C TO PART 438—METAL-BEARING OPERATIONS DEFINITIONS

NOTE: The definitions in this appendix shall not be used to differentiate between the six “core” metal finishing operations (*i.e.*, Electroplating, Electroless Plating, Anodizing, Coating (chromating, phosphating, and coloring), Chemical Etching and Milling, and Printed Circuit Board Manufacture) and forty “ancillary” process operations listed at 40 CFR 433.10(a).

Abrasive Jet Machining includes removing stock material from a part by a high-speed stream of abrasive particles carried by a liquid or gas from a nozzle. Abrasive jet machining is used for deburring, drilling, and cutting thin sections of metal or composite material. Unlike abrasive blasting, this process operates at pressures of thousands of pounds per square inch. The liquid streams typically are alkaline or emulsified oil solutions, although water also can be used.

Acid Pickling Neutralization involves using a dilute alkaline solution to raise the pH of acid pickling rinse water that remains on the part after pickling. The wastewater from this operation is the acid pickling neutralization rinse water.

Acid Treatment With Chromium is a general term used to describe any application of an acid solution containing chromium to a

metal surface. Acid cleaning, chemical etching, and pickling are types of acid treatment. Chromic acid is used occasionally to clean cast iron, stainless steel, cadmium and aluminum, and bright dipping of copper and copper alloys. Also, chromic acid solutions can be used for the final step in acid cleaning phosphate conversion coating systems. Chemical conversion coatings formulated with chromic acid are defined at "Chromate Conversion Coating (or Chromating)" in this appendix. Wastewater generated during acid treatment includes spent solutions and rinse waters. Spent solutions typically are batch discharged and treated or disposed of off site. Most acid treatment operations are followed by a water rinse to remove residual acid.

Acid Treatment Without Chromium is a general term used to describe any application of an acid solution not containing chromium to a metal surface. Acid cleaning, chemical etching, and pickling are types of acid treatment. Wastewater generated during acid treatment includes spent solutions and rinse waters. Spent solutions typically are batch discharged and treated or disposed of off site. Most acid treatment operations are followed by a water rinse to remove residual acid.

Alcohol Cleaning involves removing dirt and residue material from a part using alcohol.

Alkaline Cleaning Neutralization involves using a dilute acid solution to lower the pH of alkaline cleaning rinse water that remains on the part after alkaline cleaning. Wastewater from this operation is the alkaline cleaning neutralization rinse water.

Alkaline Treatment With Cyanide is the cleaning of a metal surface with an alkaline solution containing cyanide. Wastewater generated during alkaline treatment includes spent solutions and rinse waters. Alkaline treatment solutions become contaminated from the introduction of soils and dissolution of the base metal. They usually are treated and disposed of on a batch basis. Alkaline treatment typically is followed by a water rinse that is discharged to a treatment system.

Anodizing With Chromium involves producing a protective oxide film on aluminum, magnesium, or other light metal, usually by passing an electric current through an electrolyte bath in which the metal is immersed. Anodizing may be followed by a sealant operation. Chromic acid anodic coatings have a relatively thick boundary layer and are more protective than are sulfuric acid coatings. For these reasons, chromic acid is sometimes used when the part cannot be rinsed completely. These oxide coatings provide corrosion protection, decorative surfaces, a base for painting and other coating processes, and special electrical and mechanical properties. Wastewaters generated during anodizing include spent anodizing solutions, sealants, and rinse waters. Because of the anodic na-

ture of the process, anodizing solutions become contaminated with the base metal being processed. These solutions eventually reach an intolerable concentration of dissolved metal and require treatment or disposal. Rinse water following anodizing, coloring, and sealing typically is discharged to a treatment system.

Anodizing Without Chromium involves applying a protective oxide film to aluminum, magnesium, or other light metal, usually by passing an electric current through an electrolyte bath in which the metal is immersed. Phosphoric acid, sulfuric acid, and boric acid are used in anodizing. Anodizing also may include sealant baths. These oxide coatings provide corrosion protection, decorative surfaces, a base for painting and other coating processes, and special electrical and mechanical properties. Wastewater generated during anodizing includes spent anodizing solutions, sealants, and rinse waters. Because of the anodic nature of the process, anodizing solutions become contaminated with the base metal being processed. These solutions eventually reach an intolerable concentration of dissolved metal and require treatment or disposal. Rinse water following anodizing, coloring, and sealing steps typically is discharged to a treatment systems.

Carbon Black Deposition involves coating the inside of printed circuit board holes by dipping the circuit board into a tank that contains carbon black and potassium hydroxide. After excess solution dips from the circuit boards, they are heated to allow the carbon black to adhere to the board.

Catalyst Acid Pre-Dip uses rinse water to remove residual solution from a part after the part is processed in an acid bath. The wastewater generated in this unit operation is the rinse water.

Chemical Conversion Coating without Chromium is the process of applying a protective coating on the surface of a metal without using chromium. Such coatings are applied through phosphate conversion (except for "Iron Phosphate Conversion Coating," see appendix B of this part), metal coloring, or passivation. Coatings are applied to a base metal or previously deposited metal to increase corrosion protection and lubricity, prepare the surface for additional coatings, or formulate a special surface appearance. This unit process includes sealant operations that use additives other than chromium.

(1) In phosphate conversion, coatings are applied for one or more of the following reasons: to provide a base for paints and other organic coatings; to condition surfaces for cold forming operations by providing a base for drawing compounds and lubricants; to impart corrosion resistance to the metal surface; or to provide a suitable base for corrosion-resistant oils or waxes. Phosphate conversion coatings are formed by immersing a

metal part in a dilute solution of phosphoric acid, phosphate salts, and other reagents.

(2) Metal coloring by chemical conversion coating produces a large group of decorative finishes. Metal coloring includes the formation of oxide conversion coatings. In this operation, the metal surface is converted into an oxide or similar metallic compound, giving the part the desired color. The most common colored finishes are used on copper, steel, zinc, and cadmium.

(3) Passivation forms a protective coating on metals, particularly stainless steel, by immersing the part in an acid solution. Stainless steel is passivated to dissolve embedded iron particles and to form a thin oxide film on the surface of the metal. Wastewater generated during chemical conversion coating includes spent solutions and rinses (*i.e.*, both the chemical conversion coating solutions and post-treatment sealant solutions). These solutions commonly are discharged to a treatment system when contaminated with the base metal or other impurities. Rinsing normally follows each process step, except when a sealant dries on the part surface.

Chemical Milling (or Chemical Machining) involves removing metal from a part by controlled chemical attack, or etching, to produce desired shapes and dimensions. In chemical machining, a masking agent typically is applied to cover a portion of the part's surface; the exposed (unmasked) surface is then treated with the chemical machining solution. Wastewater generated during chemical machining includes spent solutions and rinses. Process solutions typically are discharged after becoming contaminated with the base metal. Rinsing normally follows chemical machining.

Chromate Conversion Coating (or Chromating) involves forming a conversion coating (protective coating) on a metal by immersing or spraying the metal with a hexavalent chromium compound solution to produce a hexavalent or trivalent chromium compound coating. This also is known as chromate treatment, and is most often applied to aluminum, zinc, cadmium or magnesium surfaces. Sealant operations using chromium also are included in this unit operation. Chromate solutions include two types: (1) those that deposit substantial chromate films on the substrate metal and are complete treatments themselves, and (2) those that seal or supplement oxide, phosphate, or other types of protective coatings. Wastewater generated during chromate conversion coating includes spent process solutions (*i.e.*, both the chromate conversion coating solutions and post-treatment sealant solutions) and rinses. These solutions typically are discharged to a treatment system when contaminated with the base metal or other impurities. Also, chromium-based solutions, which are typically formulated with

hexavalent chromium, lose operating strength when the hexavalent chromium reduces to trivalent chromium during use. Rinsing normally follows each process step, except for sealants that dry on the surface of the part.

Chromium Drag-out Destruction is a unit operation performed following chromium-bearing operations to reduce hexavalent chromium that is "dragged out" of the process bath. Parts are dipped in a solution of a chromium-reducing chemical (*e.g.*, sodium metabisulfite) to prevent the hexavalent chromium from contaminating subsequent process baths. This operation typically is performed in a stagnant drag-out rinse tank that contains concentrated chromium-bearing wastewater.

Cyanide Drag-out Destruction involves dipping part in a cyanide oxidation solution (*e.g.*, sodium hypochlorite) to prevent cyanide that is "dragged out" of a process bath from contaminating subsequent process baths. This operation typically is performed in a stagnant drag-out rinse tank.

Cyaniding Rinse is generated during cyaniding hardening of a part. The part is heated in a molten salt solution containing cyanide. Wastewater is generated when excess cyanide salt solution is removed from the part in rinse water.

Electrochemical Machining is a process in which the part becomes the anode and a shaped cathode is the cutting tool. By pumping electrolyte between the electrodes and applying a current, metal is rapidly but selectively dissolved from the part. Wastewater generated during electrochemical machining includes spent electrolytes and rinses.

Electroless Catalyst Solution involves adding a catalyst just prior to an electroless plating operation to accelerate the plating operation.

Electroless Plating involves applying a metallic coating to a part using a chemical reduction process in the presence of a catalyst. An electric current is not used in this operations. The metal to be plated onto a part typically is held in solution at high concentrations using a chelating agent. This plates all areas of the part to a uniform thickness regardless of the configuration of the part. Also, an electroless-plated surface is dense and virtually nonporous. Copper and nickel electroless plating operations are the most common. Sealant operations (*i.e.*, other than hot water dips) following electroless plating are considered separate unit operations if they include any additives. Wastewater generated during electroless plating includes spent process solutions and rinses. The wastewater contains chelated metals, which require separate preliminary treatment to break the metal chelates prior to conventional chemical precipitation. Rinsing follows most electroless plating processes to

remove residual plating solution and prevent contamination of subsequent process baths.

Electrolytic Cleaning involves removing soil, scale, or surface oxides from a part by electrolysis. The part is one of the electrodes and the electrolyte is usually alkaline. Electrolytic alkaline cleaning and electrolytic acid cleaning are the two types of electrolytic cleaning.

(1) Electrolytic alkaline cleaning produces a cleaner surface than do nonelectrolytic methods of alkaline cleaning. This operation uses strong agitation, gas evolution in the solution, and oxidation-reduction reactions that occur during electrolysis. In addition, dirt particles become electrically charged and are repelled from the part surface.

(2) Electrolytic acid cleaning sometimes is used as a final cleaning before electroplating. Sulfuric acid is most frequently used as the electrolyte. As with electrolytic alkaline cleaning, the mechanical scrubbing effect from the evolution of gas enhances the effectiveness of the process.

Wastewater generated during electrolytic cleaning includes spent process solutions and rinses. Electrolytic cleaning solutions become contaminated during use due to the dissolution of the base metal and the introduction of pollutants. The solutions typically are batch discharged for treatment or disposal after they weaken. Rinsing following electrolytic cleaning removes residual cleaner to prevent contamination of subsequent process baths.

Electroplating with Chromium involves producing a chromium metal coating on a surface by electrodeposition. Electroplating provides corrosion protection, wear or erosion resistance, lubricity, electrical conductivity, or decoration. In electroplating, metal ions in acid, alkaline, or neutral solutions are reduced on the cathodic surfaces of the parts being plated. Metal salts or oxides typically are added to replenish the solutions. Chromium trioxide often is added as a source of chromium. In addition to water and the metal being deposited, electroplating solutions often contain agents that form complexes with the metal being deposited, stabilizers to prevent hydrolysis, buffers for pH control, catalysts to assist in deposition, chemical aids to dissolve anodes, and miscellaneous ingredients that modify the process to attain specific properties. Sealant operations performed after this operation are considered separate unit operations if they include any additives (*i.e.*, other than hot water dips). Wastewater generated during electroplating includes spent process solutions and rinses. Electroplating solutions occasionally become contaminated during use due to the base metal dissolving and the introduction of other pollutants, diminishing the effectiveness of the electroplating solutions diminishes. Spent concentrated solutions typically are treated to

remove pollutants and reused, processed in a wastewater treatment system, or disposed of off site. Rinse waters, including some drag-out rinse tank solutions, typically are treated on site.

Electroplating with Cyanide involves producing metal coatings on a surface by electrodeposition using cyanide. Electroplating provides corrosion protection, wear or erosion resistance, electrical conductivity, or decoration. In electroplating, metal ions in acid, alkaline, or neutral solutions are reduced on the cathodic surfaces of the parts being plated. The metal ions in solution typically are replenished by dissolving metal from anodes contained in inert wire or metal baskets. Sealant operations performed after this operation are considered separate unit operations if they include any additives (*i.e.*, any sealant operations other than hot water dips). In addition to water and the metal being deposited, electroplating solutions often contain agents that form complexes with the metal being deposited, stabilizers to prevent hydrolysis, buffers to control pH, catalysts to assist in deposition, chemical aids to dissolve anodes, and miscellaneous ingredients that modify the process to attain specific properties. Cyanide, usually in the form of sodium or potassium cyanide, frequently is used as a complexing agent for zinc, cadmium, copper, and precious metal baths. Wastewater generated during electroplating includes spent process solutions and rinses. Electroplating solutions occasionally become contaminated during use due to dissolution of the base metal and the introduction of other pollutants, diminishing the performance of the electroplating solutions. Spent concentrated solutions typically are treated to remove pollutants and reused, processed in a wastewater treatment system, or disposed of off site. Rinse waters, including some drag-out rinse tank solutions, typically are treated on site.

Electroplating without Chromium or Cyanide involves the production of metal coatings on a surface by electrodeposition, without using chromium or cyanide. Commonly electroplated metals include nickel, copper, tin/lead, gold, and zinc. Electroplating provides corrosion protection, wear or erosion resistance, lubricity, electrical conductivity, or decoration. In electroplating, metal ions in acid, alkaline, or neutral solutions are reduced on the cathodic surfaces of the parts being plated. The metal ions in solution typically are replenished by dissolving metal from anodes contained in inert wire or metal baskets. Sealant operations performed after this operation are considered separate unit operations if they include any additives (*i.e.*, any sealant operations other than hot water dips). In addition to water and the metal being deposited, electroplating solutions often contain agents that form complexes

with the metal being deposited, stabilizers to prevent hydrolysis, buffers to control pH, catalysts to assist in deposition, chemical aids to dissolve anodes, and miscellaneous ingredients that modify the process to attain specific properties. Wastewater generated during electroplating without chromium or cyanide includes spent process solutions and rinses. Electroplating solutions occasionally become contaminated during use due to dissolution of the base metal and the introduction of other pollutants, diminishing the effectiveness of the electroplating solutions. Spent concentrated solutions typically are treated for pollutant removal and reused, processed in a wastewater treatment system, or disposed of off site. Rinse waters, including some drag-out rinse tank solutions, typically are treated on site.

Electropolishing involves producing a highly polished surface on a part using reversed electrodeposition in which the anode (part) releases some metal ions into the electrolyte to reduce surface roughness. When current is applied, a polarized film forms on the metal surface, through which metal ions diffuse. In this operation, areas of surface roughness on parts serve as high-current density areas and are dissolved at rates greater than the rates for smoother portions of the metal surface. Metals are electropolished to improve appearance, reflectivity, and corrosion resistance. Base metals processed by electropolishing include aluminum, copper, zinc, low-alloy steel, and stainless steel. Common electrolytes include sodium hydroxide and combinations of sulfuric acid, phosphoric acid, and chromic acid. Wastewater generated during electropolishing includes spent process solutions and rinses. Eventually, the concentration of dissolved metals increases to the point where the process becomes ineffective. Typically, a portion of the bath is decanted and either fresh chemicals are added or the entire solution is discharged to treatment and replaced with fresh chemicals. Rinsing can involve several steps and can include hot immersion or spray rinses.

Galvanizing/Hot Dip Coating involves using various processes to coat an iron or steel surface with zinc. In hot dipping, a base metal is coated by dipping it into a tank that contains a molten metal.

Hot Dip Coating involves applying a metal coating (usually zinc) to the surface of a part by dipping the part in a molten metal bath. Wastewater is generated in this operation when residual metal coating solution is removed from the part in rinse water.

Kerfing uses a tool to remove small amounts of metal from a product surface. Water and synthetic coolants may be used to lubricate the area between the tool and the metal, to maintain the temperature of the cutting tool, and to remove metal fines from the surface of the part. This operation gen-

erates oily wastewater that contains metal fines and dust.

Laminating involves applying a material to a substrate using heat and pressure.

Mechanical and Vapor Plating involves applying a metallic coating to a part. For mechanical plating, the part is rotated in a drum containing a water-based solution, glass beads, and metal powder. In vapor plating, a metallic coating is applied by atomizing the metal and applying an electric charge to the part, which causes the atomized (vapor phase) metal to adhere to the part. Wastewater generated in this operation includes spent solutions from the process bath and rinse water. Typically, the wastewater contains high concentrations of the applied metal.

Metallic Fiber Cloth Manufacturing involves weaving thin metallic fibers to create a mesh cloth.

Metal Spraying (Including Water Curtain) involves applying a metallic coating to a part by projecting molten or semimolten metal particles onto a substrate. Coatings can be sprayed from rod or wire stock or from powdered material. The process involves feeding the material (e.g., wire) into a flame where it is melted. The molten stock then is stripped from the end of the wire and atomized by a high-velocity stream of compressed air or other gas that propels the material onto a prepared substrate or part. Metal spraying coatings are used in a wide range of special applications, including: insulating layers in applications such as induction heating coils; electromagnetic interference shielding; thermal barriers for rocket engines; nuclear moderators; films for hot isostatic pressing; and dimensional restoration of worn parts. Metal spraying is sometimes performed in front of a "water curtain" (a circulated water stream used to trap overspray) or a dry filter exhaust hood that captures the overspray and fumes. With water curtain systems, water is recirculated from a sump or tank. Wastewater is generated when the sump or tank is discharged periodically. Metal spraying typically is not followed by rinsing.

Painting-Immersion (Including Electrophoretic, "E-coat") involves applying an organic coating to a part using processes such as autophoretic and electrophoretic painting.

(1) Autophoretic Painting involves applying an organic paint film by electrophoresis when a part is immersed in a suitable aqueous bath.

(2) Electrophoretic Painting is coating a part by making it either anodic or cathodic in a bath that is generally an aqueous emulsion of the organic coating material.

(3) Other Immersion Painting includes all other types of immersion painting such as dip painting.

Water is used in immersion paint operations as a carrier for paint particles and to rinse the part. Aqueous painting solutions and rinses typically are treated through an ultrafiltration system. The concentrate is returned to the painting solution, and the permeate is reused as rinse water. Sites typically discharge a bleed stream to treatment. The painting solution and rinses are batch discharged periodically to treatment.

Photo Imaging is the process of exposing a photoresist-laden printed wiring board to light to impact the circuitry design to the board. Water is not used in this operation.

Photo Image Developing is an operation in which a water-based solution is used to develop the exposed circuitry in a photoresist-laden printed wiring board. Wastewater generated in this operation includes spent process solution and rinse water.

Photoresist Application is an operation that uses heat and pressure to apply a photoresist coating to a printed wiring board. Water is not used in this operation.

Photoresist Strip involves removing organic photoresist material from a printed wiring board using an acid solution.

Phosphor Deposition is the application of a phosphorescent coating to a part. Wastewater generated in this unit operation includes water used to keep the parts clean and wet while the coating is applied, and rinse water used to remove excess phosphorescent coating from the part.

Physical Vapor Deposition involves physically removing a material from a source through evaporation or sputtering, using the energy of the vapor particles in a vacuum or partial vacuum to transport the removed material, and condensing the removed material as a film onto the surface of a part or other substrate.

Plasma Arc Machining involves removing material or shaping a part by a high-velocity jet of high-temperature, ionized gas. A gas (nitrogen, argon, or hydrogen) is passed through an electric arc, causing the gas to become ionized, and heated to temperatures exceeding 16,650 °C (30,000 °F). The relatively narrow plasma jet melts and displaces the material in its path. Because plasma arc machining does not depend on a chemical reaction between the gas and the part, and because plasma temperatures are extremely high, the process can be used on almost any metal, including those that are resistant to oxygen-fuel gas cutting. The method is used mainly for profile cutting of stainless steel and aluminum alloys. Although plasma arc machining typically is a dry process, water is used for water injection plasma arc torches. In these cases, a constricted swirling flow of water surrounds the cutting arc. This operations also may be performed immersed in a water bath. In both cases, water is used to stabilize the arc, to cool the part, and to contain smoke and fumes.

Plastic Wire Extrusion involves applying a plastic material to a metal wire through an extrusion process.

Salt Bath Descaling involves removing surface oxides or scale from a part by immersing the part in a molten salt bath or hot salt solution. Salt bath descaling solutions can contain molten salts, caustic soda, sodium hydride, and chemical additives. Molten salt baths are used in a salt bath-water quench-acid dip sequence to remove oxides from stainless steel and other corrosion-resistant alloys. In this process, the part typically is immersed in the molten salt, quenched with water, and then dipped in acid. Oxidizing, reducing, or electrolytic salt baths can be used depending on the oxide to be removed. Wastewater generated during salt bath descaling includes spent process solutions, quenches, and rinses.

Shot Tower—Lead Shot Manufacturing involves dropping molten lead from a platform on the top of a tower through a sieve-like device and into a vat of cold water.

Soldering involves joining metals by inserting a thin (capillary thickness) layer of non-ferrous filler metal into the space between them. Bonding results from the intimate contact produced by the metallic bond formed between the substrate metal and the solder alloy. The term soldering is used where the melting temperature of the filler is below 425 °C (800 °F). Some soldering operations use a solder flux, which is an aqueous or nonaqueous material used to dissolve, remove, or prevent the formation of surface oxides on the part. Except for the use of aqueous fluxes, soldering typically is a dry operation; however, a quench or rinse sometimes follows soldering to cool the part or remove excess flux or other foreign material from its surface. Recent developments in soldering technology have focused on fluxless solders and fluxes that can be cleaned off with water.

Solder Flux Cleaning involves removing residual solder flux from a printed circuit board using either an alkaline or alcohol cleaning solution.

Solder Fusing involves coating a tin-lead plated circuit board with a solder flux and then passing the board through a hot oil. The hot oil fuses the tin-lead to the board and creates a solder-like finish on the board.

Solder Masking involves applying a resistive coating to certain areas of a circuit board to protect the areas during subsequent processing.

Sputtering is a vacuum evaporation process in which portions of a coating material are physically removed from a substrate and deposited a thin film onto a different substrate.

Stripping (Paint) involves removing a paint (or other organic) coating from a metal basis material. Stripping commonly is performed

as part of the manufacturing process to recover parts that have been improperly coated or as part of maintenance and rebuilding to restore parts to a usable condition. Organic coatings (including paint) are stripped using thermal, mechanical, and chemical means. Thermal methods include burn-off ovens, fluidized beds of sand, and molten salt baths. Mechanical methods include scraping and abrasive blasting (as defined in "Abrasive Blasting" in appendix B of this part). Chemical paint strippers include alkali solutions, acid solutions, and solvents (e.g., methylene chloride). Wastewater generated during organic coating stripping includes process solutions (limited mostly to chemical paint strippers and rinses).

Stripping (Metallic Coating) involves removing a metallic coating from a metal basis material. Stripping is commonly part of the manufacturing process to recover parts that have been improperly coated or as part of maintenance and rebuilding to restore parts to a usable condition. Metallic coating stripping most often uses chemical baths, although mechanical means (e.g., grinding, abrasive blasting) also are used. Chemical stripping frequently is performed as an aqueous electrolytic process. Wastewater generated during metallic coating stripping includes process solutions and rinses. Stripping solutions become contaminated from dissolution of the base metal. Typically, the entire solution is discharged to treatment. Rinsing is used to remove the corrosive film remaining on the parts.

Thermal Infusion uses heat to infuse metal powder or dust onto the surface of a part. Typically, thermal infusion is a dry operation. In some cases, however, water may be used to remove excess metal powder, metal dust, or molten metal.

Ultrasonic Machining involves forcing an abrasive liquid between a vibrating tool and a part. Particles in the abrasive liquid strike the part, removing any microscopic flakes on the part.

Vacuum Impregnation is used to reduce the porosity of the part. A filler material (usually organic) is applied to the surface of the part and polymerized under pressure and heat. Wastewater is generated in this unit operation when rinse water is used to remove residual organic coating from the part.

Vacuum Plating involves applying a thin layer of metal oxide onto a part using molten metal in a vacuum chamber.

Water Shedder involves applying a dilute water-based chemical compound to a part to accelerate drying. This operation typically is used to prevent a part from streaking when excess water remains on the part.

Wet Air Pollution Control involves using water to remove chemicals, fumes, or dusts that are entrained in air streams exhausted from process tanks or production areas. Most frequently, wet air pollution control devices

are used with electroplating, cleaning, and coating processes. A common type of wet air pollution control is the wet packed scrubber consisting of a spray chamber that is filled with packing material. Water is continuously sprayed onto the packing and the air stream is pulled through the packing by a fan. Pollutants in the air stream are absorbed by the water droplets and the air is released to the atmosphere. A single scrubber often serves numerous process tanks; however, the air streams typically are segregated by source into chromium, cyanide, and acid/alkaline sources. Wet air pollution control can be divided into several suboperations, including:

- (1) Wet Air Pollution Control for Acid Alkaline Baths;
- (2) Wet Air Pollution Control for Cyanide Baths;
- (3) Wet Air Pollution Control for Chromium-Bearing Baths; and
- (4) Wet Air Pollution Control for Fumes and Dusts.

Wire Galvanizing Flux involves using flux to remove rust and oxide from the surface of steel wire prior to galvanizing. This provides long-term corrosion protection for the steel wire.

PART 439—PHARMACEUTICAL MANUFACTURING SOURCE CATEGORY POINT

GENERAL

Sec.

- 439.0 Applicability.
- 439.1 General definitions.
- 439.2 General monitoring requirements.
- 439.3 General pretreatment standards.
- 439.4 General limitation or standard for pH.

Subpart A—Fermentation Products

- 439.10 Applicability.
- 439.11 Special definitions.
- 439.12 Effluent limitations attainable by the application of the best practicable control technology currently available (BPT).
- 439.13 Effluent limitations attainable by the application of the best conventional pollutant control technology (BCT).
- 439.14 Effluent limitations attainable by the application of best available technology economically achievable (BAT).
- 439.15 New source performance standards (NSPS).
- 439.16 Pretreatment standards for existing sources (PSES).
- 439.17 Pretreatment standards for new sources (PSNS).

Subpart B—Extraction Products

- 439.20 Applicability.

§ 439.0

- 439.21 Special definitions.
- 439.22 Effluent limitations attainable by the application of the best practicable control technology currently available (BPT).
- 439.23 Effluent limitations attainable by the application of the best conventional pollutant control technology (BCT).
- 439.24 Effluent limitations attainable by the application of best available technology economically achievable (BAT).
- 439.25 New source performance standards (NSPS).
- 439.26 Pretreatment standards for existing sources (PSES).
- 439.27 Pretreatment standards for new sources (PSNS).

Subpart C—Chemical Synthesis Products

- 439.30 Applicability.
- 439.31 Special definitions.
- 439.32 Effluent limitations attainable by the application of the best practicable control technology currently available (BPT).
- 439.33 Effluent limitations attainable by the application of the best conventional pollutant control technology (BCT).
- 439.34 Effluent limitations attainable by the application of best available technology economically achievable (BAT).
- 439.35 New source performance standards (NSPS).
- 439.36 Pretreatment standards for existing sources (PSES).
- 439.37 Pretreatment standards for new sources (PSNS).

Subpart D—Mixing/Compounding and Formulation

- 439.40 Applicability.
- 439.41 Special definitions.
- 439.42 Effluent limitations attainable by the application of the best practicable control technology currently available (BPT).
- 439.43 Effluent limitations attainable by the application of the best conventional pollutant control technology (BCT).
- 439.44 Effluent limitations attainable by the application of best available technology economically achievable (BAT).
- 439.45 New source performance standards (NSPS).
- 439.46 Pretreatment standards for existing sources (PSES).
- 439.47 Pretreatment standards for new sources (PSNS).

Subpart E—Research

- 439.50 Applicability.
- 439.51 Special definitions.
- 439.52 Effluent limitations attainable by the application of the best practicable con-

trol technology currently available (BPT).

APPENDIX A TO PART 439—TABLES

AUTHORITY: 33 U.S.C. 1311, 1314, 1316, 1317, 1318, 1342 and 1361.

SOURCE: 48 FR 49821, Oct. 27, 1983, unless otherwise noted.

GENERAL

§ 439.0 Applicability.

(a) This part applies to process wastewater discharges resulting from the research and manufacture of pharmaceutical products, which are generally, but not exclusively, reported under SIC 2833, SIC 2834 and SIC 2836 (1987 Standard Industrial Classification Manual).

(b) Although not reported under SIC 2833, SIC 2834 and SIC 2836, discharges from the manufacture of other pharmaceutical products to which this part applies include (but are not limited to):

(1) Products manufactured by one or more of the four types of manufacturing processes described in subcategories A, B, C or D of this part, and considered by the Food and Drug Administration to be pharmaceutical active ingredients;

(2) Multiple end-use products (e.g., components of formulations, chemical intermediates, or final products) derived from pharmaceutical manufacturing operations and intended for use primarily in pharmaceutical applications;

(3) Pharmaceutical products and intermediates not subject to other categorical limitations and standards, provided the manufacturing processes generate process wastewaters that are similar to those derived from the manufacture of pharmaceutical products elsewhere (an example of such a product is citric acid);

(4) Cosmetic preparations that are reported under SIC 2844 and contain pharmaceutical active ingredients, or active ingredients that are intended for the treatment of a skin condition. (These preparations do not include products such as lipsticks or perfumes that serve to enhance appearance, or provide a pleasing odor, but do not enhance skin care. Also excluded are deodorants, manicure preparations, shaving preparations and non-medicated

shampoos that do not function primarily as a skin treatment.)

(c) The provisions of this part do not apply to wastewater discharges resulting from the manufacture of the following products, or as a result of providing one or more of the following services:

(1) Surgical and medical instruments and apparatus reported under SIC 3841;

(2) Orthopedic, prosthetic, and surgical appliances and supplies reported under SIC 3842;

(3) Dental equipment and supplies reported under SIC 8072;

(4) Medical laboratory services reported under SIC 8071;

(5) Dental laboratory services reported under SIC 8072;

(6) Outpatient care facility services reported under SIC 8081;

(7) Health and allied services reported under SIC 8091, and not classified elsewhere;

(8) Diagnostic devices other than those reported under SIC 3841;

(9) Animal feed products that include pharmaceutical active ingredients such as vitamins and antibiotics, where the major portion of the product is non-pharmaceutical, and the resulting process wastewater is not characteristic of process wastewater from the manufacture of pharmaceutical products;

(10) Food and beverage products fortified with vitamins or other pharmaceutical active ingredients, where the major portion of the product is non-pharmaceutical, and the resulting process wastewater is not characteristic of process wastewater from the manufacture of pharmaceutical products;

(11) Pharmaceutical products and intermediates subject to the provisions of 40 CFR part 414, provided their manufacture results in less than 50 percent of the total flow of process wastewater that is regulated by 40 CFR part 414 at the facility.

[63 FR 50424, Sept. 21, 1998]

§ 439.1 General definitions.

As used in this part:

(a) The general definitions, abbreviations and methods of analysis in 40 CFR part 401 shall apply.

(b) *Bench-scale operation* means the laboratory testing of materials, methods, or processes on a small scale, such as on a laboratory worktable.

(c) *Cyanide (T)* means the parameter total cyanide.

(d) *In-plant monitoring point* means a location within a plant, where an individual process effluent can be exclusively monitored before it is diluted or mixed with other process wastewaters en route to the end-of-pipe.

(e) *Maximum daily* means the highest allowable discharge of wastewater pollutants during a calendar day or any 24 hour period that reasonably represents a calendar day for purposes of sampling.

(f) *Maximum monthly average* means the highest allowable average of daily discharges of wastewater pollutants over a calendar month, and is calculated as the sum of all daily values measured during a calendar month divided by the number of daily values measured during that month.

(g) *mg/L* means milligrams per liter or parts per million (ppm)

(h) *Minimum level* means the level at which an analytical system gives recognizable signals and an acceptable calibration point.

(i) *Nitrification capability* means the capability of a POTW treatment system to oxidize ammonia or ammonium salts initially to nitrites (via *Nitrosomonas* bacteria) and subsequently to nitrates (via *Nitrobacter* bacteria). Criteria for determining the nitrification capability of a POTW treatment system are: bioassays confirming the presence of nitrifying bacteria; and analyses of the nitrogen balance demonstrating a reduction in the concentration of ammonia or ammonium salts and an increase in the concentrations of nitrites and nitrates.

(j) *Non-detect (ND)* means a concentration value below the minimum level that can be reliably measured by the analytical method.

(k) *Pilot-scale operation* means processing equipment being operated at an intermediate stage between laboratory-scale and full-scale operation for the purpose of developing a new product or manufacturing process.

(l) *POTW* means publicly owned treatment works (40 CFR 403.3).

§ 439.2

40 CFR Ch. I (7–1–21 Edition)

(m) *Process wastewater*, as defined at 40 CFR 122.2 and for the purposes of this part, does not include the following:

(1) Trimethyl silanol, any active anti-microbial materials, process wastewater from imperfect fermentation batches, and process area spills. Discharges containing such materials are not subject to the limitations and standards of this part.

(2) Non-contact cooling water, utility wastewaters, general site surface runoff, groundwater (e.g., contaminated groundwaters from on-site or off-site groundwater remediation projects), and other non-process water generated on site. Discharges of such waters and wastewaters are not subject to the limitations and standards of this part.

(n) *Non-conventional pollutants* means parameters that are neither conventional pollutants (40 CFR 401.16), nor “toxic” pollutants (40 CFR 401.15).

(o) *Surrogate pollutant* means a regulated parameter that, for the purpose of compliance monitoring, is allowed to serve as a surrogate for a group of specific regulated parameters. Plants would be allowed to monitor for a surrogate pollutant(s), when the other parameters for which it stands are receiving the same degree of treatment as the surrogate pollutant(s) and all of the parameters discharged are in the same treatability class(es) as their respective surrogate pollutant(s). Treatability classes have been identified in appendix A of this part for both steam stripping and biological treatment technologies, which are the respective technology bases for PSES/PSNS and BAT/NSPS limitations controlling the discharge of regulated organic parameters.

(p) *Xylenes* means a combination of the three isomers: o-xylene, m-xylene, and p-xylene.

[63 FR 50425, Sept. 21, 1998; 64 FR 48104, Sept. 2, 1999, as amended at 68 FR 12270, Mar. 13, 2003]

§ 439.2 General monitoring requirements.

(a) Permit compliance monitoring is required for each regulated pollutant generated or used at a pharmaceutical manufacturing facility, except where the regulated pollutant is monitored as

a surrogate parameter. Permit limits and compliance monitoring are not required for regulated pollutants that are neither used nor generated at the facility. Except for cyanide, for which an alternate monitoring requirement is established in subparts A and C of this part, a determination that regulated pollutants are neither used nor generated should be based on a review of all raw materials in use, and an assessment of the process chemistry, products and by-products resulting from each of the manufacturing processes. This determination along with a recommendation of any surrogate must be submitted with permit applications for approval by the permitting authority, reconfirmed by an annual chemical analysis of wastewater from each monitoring location, and measurement of a non-detect value for each regulated pollutant or its surrogate. Permits must specify that such determinations will be maintained in the facility’s permit records with their discharge monitoring reports and will be available to regulatory authorities upon request.

(b) Unless noted otherwise, self-monitoring will be conducted at the point where the final effluent is discharged.

[68 FR 12271, Mar. 13, 2003]

§ 439.3 General pretreatment standards.

Any source subject to this part that introduces process wastewater pollutants into a publicly owned treatment works (POTW) must comply with 40 CFR part 403.

[63 FR 50425, Sept. 21, 1998]

§ 439.4 General limitation or standard for pH.

The pH must remain within the range 6.0 to 9.0 in any discharge subject to BPT, BCT or NSPS limitations or standards in this part.

[68 FR 12271, Mar. 13, 2003]

Subpart A—Fermentation Products

§ 439.10 Applicability.

This subpart applies to discharges of process wastewater resulting from the

Environmental Protection Agency

§ 439.12

manufacture of pharmaceutical products by fermentation.

[63 FR 50426, Sept. 21, 1998]

§ 439.11 Special definitions.

For the purpose of this subpart:

(a) *Fermentation* means process operations that utilize a chemical change induced by a living organism or enzyme, specifically, bacteria, or the microorganisms occurring in unicellular plants such as yeast, molds, or fungi to produce a specified product.

(b) *Product* means pharmaceutical products derived from fermentation processes.

[68 FR 12271, Mar. 13, 2003]

§ 439.12 Effluent limitations attainable by the application of the best practicable control technology currently available (BPT).

Except as provided in 40 CFR 125.30 through 125.32, any existing point source subject to this subpart must achieve the following effluent limitations representing the application of BPT:

(a) The maximum monthly average limitation for BOD₅, expressed as mass loading (lbs., kg) per day, must reflect not less than 90 percent reduction in the long-term average daily BOD₅ load of the raw (untreated) process wastewater, multiplied by a variability factor of 3.0.

(1) The long-term average daily BOD₅ load of the raw process wastewater (*i.e.*, the base number to which the percent reduction is applied) is defined as the average daily BOD₅ load during any calendar month, over 12 consecutive months within the most recent 36 months, and must include one or more periods during which production was at a maximum.

(2) To assure equity in the determination of NPDES permit limitations regulating discharges subject to this subpart, calculation of the long-term average daily BOD₅ load in the influent to the wastewater treatment system must exclude any portion of the load associated with separable mycelia and solvents, except for residual amounts of mycelia and solvents remaining after the practices of recovery and/or separate disposal or reuse. These resid-

ual amounts may be included in the calculation of the average influent BOD₅ loading.

(3) The practices of recovery, and/or separate disposal or reuse include: physical separation and removal of separable mycelia; recovery of solvents from waste streams; incineration of concentrated solvent wastestreams (including tar still bottoms); and concentration of broth for disposal other than to the treatment system. This part does not prohibit the inclusion of such wastes in raw waste loads in fact, nor does it mandate any specific practice, but rather describes the rationale for determining NPDES permit limitations. The effluent limitation for BOD₅ may be achieved by any of several, or a combination, of these practices.

(b) The maximum monthly average limitation for TSS, expressed as mass loading (lbs., kg) per day, must be calculated as 1.7 times the BOD₅ limitation determined in paragraph (a) of this section.

(c) Except as provided in paragraph (d) of this section, the limitations for COD are as follows:

EFFLUENT LIMITATIONS (BPT)

Regulated parameter	Maximum daily ¹	Maximum monthly average ¹
COD	1675	856

¹mg/L (ppm).

(d) If the maximum monthly average COD concentration in paragraph (c) of this section is higher than a concentration value reflecting a reduction in the long-term average daily COD load in the raw (untreated) process wastewater of 74 percent multiplied by a variability factor of 2.2, then the monthly average limitation for COD corresponding to the lower concentration value must be applied.

(e) The effluent limitations for cyanide are as follows:

EFFLUENT LIMITATIONS (BPT)

Regulated parameter	Maximum daily ¹	Maximum monthly average ¹
Cyanide (T)	33.5	9.4

¹mg/L (ppm).

§ 439.13

(f) When monitoring for cyanide at the end-of-pipe is impractical because of dilution by other process wastewaters, compliance with the cyanide effluent limitations in paragraph (e) of this section must be demonstrated at in-plant monitoring points pursuant to 40 CFR 122.44(i) and 122.45(h). Under the same provisions, the permitting authority may impose monitoring requirements on internal wastestreams for any other parameter(s) regulated by this section.

(g) Compliance with the limitation in paragraph (e) or (f) of this section may be achieved by certifying to the permit issuing authority that the facility's manufacturing processes neither use nor generate cyanide.

[63 FR 50426, Sept. 21, 1998, as amended at 68 FR 12271, Mar. 13, 2003]

§ 439.13 Effluent limitations attainable by the application of the best conventional pollutant control technology (BCT).

Except as provided in 40 CFR 125.30 through 125.32, any existing point source subject to this subpart must achieve the following effluent limitations representing the application of BCT: Limitations for BOD₅, TSS and pH are the same as the corresponding limitations in § 439.12.

[63 FR 50426, Sept. 21, 1998]

§ 439.14 Effluent limitations attainable by the application of best available technology economically achievable (BAT).

(a) Except as provided in 40 CFR 125.30 through 125.32, any existing point source subject to this subpart must achieve the following effluent limitations representing the application of BAT:

EFFLUENT LIMITATIONS (BAT)

Regulated parameter	Maximum daily ¹	Maximum monthly average ¹
Ammonia (as N)	84.1	29.4
Acetone	0.5	0.2
4-methyl-2-pentanone	0.5	0.2
Isobutyraldehyde	1.2	0.5
n-Amyl acetate	1.3	0.5
n-Butyl acetate	1.3	0.5
Ethyl acetate	1.3	0.5
Isopropyl acetate	1.3	0.5
Methyl formate	1.3	0.5
Amyl alcohol	10.0	4.1

40 CFR Ch. I (7–1–21 Edition)

EFFLUENT LIMITATIONS (BAT)—Continued

Regulated parameter	Maximum daily ¹	Maximum monthly average ¹
Ethanol	10.0	4.1
Isopropanol	3.9	1.6
Methanol	10.0	4.1
Methyl Cellosolve	100.0	40.6
Dimethyl sulfoxide	91.5	37.5
Triethyl amine	250.0	102.0
Phenol	0.05	0.02
Benzene	0.05	0.02
Toluene	0.06	0.02
Xylenes	0.03	0.01
n-Hexane	0.03	0.02
n-Heptane	0.05	0.02
Methylene chloride	0.9	0.3
Chloroform	0.02	0.13
1,2-dichloroethane	0.4	0.1
Chlorobenzene	0.15	0.06
o-Dichlorobenzene	0.15	0.06
Tetrahydrofuran	8.4	2.6
Isopropyl ether	8.4	2.6
Diethyl amine	250.0	102.0
Acetonitrile	25.0	10.2

¹ mg/L (ppm).

(b) The limitations for COD are the same as specified in § 439.12(c) and (d).

(c) The limitations for cyanide are the same as specified in § 439.12(e), (f) and (g).

[68 FR 12271, Mar. 13, 2003]

§ 439.15 New source performance standards (NSPS).

(a) Any new source subject to this subpart must achieve the following standards:

PERFORMANCE STANDARDS (NSPS)

Regulated parameter	Maximum daily ¹	Maximum monthly average ¹
BOD ₅	267	111
TSS	472	166
COD	1675	856
Ammonia (as N)	84.1	29.4
Acetone	0.5	0.2
4-methyl-2-pentanone	0.5	0.2
Isobutyraldehyde	1.2	0.5
n-Amyl acetate	1.3	0.5
n-Butyl acetate	1.3	0.5
Ethyl acetate	1.3	0.5
Isopropyl acetate	1.3	0.5
Methyl formate	1.3	0.5
Amyl alcohol	10.0	4.1
Ethanol	10.0	4.1
Isopropanol	3.9	1.6
Methanol	10.0	4.1
Methyl Cellosolve	100.0	40.6
Dimethyl sulfoxide	91.5	37.5
Triethyl amine	250.0	102.0
Phenol	0.05	0.02
Benzene	0.05	0.02
Toluene	0.06	0.02
Xylenes	0.03	0.01
n-Hexane	0.03	0.02

Environmental Protection Agency

§ 439.17

PERFORMANCE STANDARDS (NSPS)— Continued

Regulated parameter	Maximum daily ¹	Maximum monthly average ¹
n-Heptane	0.05	0.02
Methylene chloride	0.9	0.3
Chloroform	0.02	0.13
1,2-dichloroethane	0.4	0.1
Chlorobenzene	0.15	0.06
o-Dichlorobenzene	0.15	0.06
Tetrahydrofuran	8.4	2.6
Isopropyl ether	8.4	2.6
Diethyl amine	250.0	102.0
Acetonitrile	25.0	10.2

¹ mg/L (ppm)

(b) The limitations for cyanide are the same as specified in § 439.12(e), (f) and (g).

(c) Any new source subject to the provisions of this section that commenced discharging after November 21, 1988, and prior to November 20, 1998, must continue to achieve the standards specified for this section in the 1988 edition of 40 CFR part 439, until the expiration of the applicable time period specified in 40 CFR 122.29(d)(1), after which the source must achieve the standards specified in §§ 439.13 and 439.14.

[68 FR 12272, Mar. 13, 2003]

§ 439.16 Pretreatment standards for existing sources (PSES).

(a) Except as provided in 40 CFR 403.7 and 403.13, any existing source subject to this subpart must continue achieving the standards for cyanide specified in paragraph (c) of this section and must achieve the following standards by September 21, 2001:

PRETREATMENT STANDARDS (PSES)

Regulated parameter	Maximum daily ¹	Maximum monthly average ¹
Ammonia (as N) ²	84.1	29.4
Acetone	20.7	8.2
4-methyl-2-pentanone	20.7	8.2
Isobutyraldehyde	20.7	8.2
n-Amyl acetate	20.7	8.2
n-Butyl acetate	20.7	8.2
Ethyl acetate	20.7	8.2
Isopropyl acetate	20.7	8.2
Methyl formate	20.7	8.2
Isopropyl ether	20.7	8.2
Tetrahydrofuran	9.2	3.4
Benzene	3.0	0.7
Toluene	0.3	0.2
Xylenes	3.0	0.7
n-Heptane	3.0	0.7
n-Hexane	3.0	0.7

PRETREATMENT STANDARDS (PSES)— Continued

Regulated parameter	Maximum daily ¹	Maximum monthly average ¹
Methylene chloride	3.0	0.7
Chloroform	0.1	0.03
1,2-dichloroethane	20.7	8.2
Chlorobenzene	3.0	0.7
o-Dichlorobenzene	20.7	8.2
Diethyl amine	255.0	100.0
Triethyl amine	255.0	100.0

¹ mg/L (ppm)

² Not applicable to sources that discharge to a POTW with nitrification capability.

(b) Sources that discharge to a POTW with nitrification capability (defined at § 439.1(i)) are not required to achieve the pretreatment standard for ammonia (as N).

(c) The limitations for cyanide are the same as specified in § 439.12(e), (f) and (g).

[68 FR 12272, Mar. 13, 2003]

§ 439.17 Pretreatment standards for new sources (PSNS).

Except as provided in 40 CFR 403.7, any new source subject to this subpart must achieve the same standards as specified in § 439.16.

(a) Sources that discharge to a POTW with nitrification capability (defined at § 439.2(i)) are not required to achieve the pretreatment standard for ammonia (as N).

(b) The pretreatment standards for cyanide are as follows:

Regulated parameter	Pretreatment standards ¹	
	Maximum daily discharge	Average monthly discharge must not exceed
Cyanide (T)	33.5	9.4

¹ Mg/L (ppm).

(c) When monitoring for cyanide at the end-of-pipe is impractical because of dilution by other process wastewaters, compliance with the cyanide standards in § 439.17(b) must be demonstrated at in-plant monitoring points pursuant to 40 CFR 403.6(e)(2) and (4). Under the same provisions, the permitting authority may impose monitoring requirements on internal wastestreams for any other parameter(s) regulated by this section.

(d) Compliance with the standards in paragraph (b) or (c) of this section may

§ 439.20

be achieved by certifying to the permit issuing authority that a facility's manufacturing processes neither use nor generate cyanide.

[63 FR 50429, Sept. 21, 1998; 64 FR 10393, Mar. 4, 1999; 64 FR 48104, Sept. 2, 1999, as amended at 68 FR 34832, June 11, 2003]

Subpart B—Extraction Products

§ 439.20 Applicability.

This subpart applies to discharges of process wastewater resulting from the manufacture of pharmaceutical products by extraction.

[63 FR 50430, Sept. 21, 1998]

§ 439.21 Special definitions.

For the purpose of this subpart:

(a) *Extraction* means process operations that derive pharmaceutically active ingredients from natural sources such as plant roots and leaves, animal glands, and parasitic fungi by chemical and physical extraction.

(b) *Product* means any substance manufactured by an extraction process, including blood fractions, vaccines, serums, animal bile derivatives, endocrine products and medicinal products such as alkaloids that are isolated from botanical drugs and herbs.

[68 FR 12272, Mar. 13, 2003]

§ 439.22 Effluent limitations attainable by the application of the best practicable control technology currently available (BPT).

Except as provided in 40 CFR 125.30 through 125.32, any existing point source subject to this subpart must achieve the following effluent limitations representing the application of BPT:

(a) The limitation for BOD₅ is the same as specified in § 439.12(a). No facility shall be required to attain a monthly average limitation for BOD₅ that is less than the equivalent of 45 mg/L.

(1) The long-term average daily BOD₅ load of the raw process wastewater (i.e., the base number to which the percent reduction is applied) is defined as the average daily BOD₅ load during any calendar month, over 12 consecutive months within the most recent 36 months, and must include one or more

40 CFR Ch. I (7–1–21 Edition)

periods during which production was at a maximum.

(2) To assure equity in the determination of NPDES permit limitations regulating discharges subject to this subpart, calculation of the long-term average daily BOD₅ load in the influent to the wastewater treatment system must exclude any portion of the load associated with separable mycelia and solvents, except for residual amounts of mycelia and solvents remaining after the practices of recovery and/or separate disposal or reuse. Residual amounts of these substances may be included in the calculation of the average influent BOD₅ loading.

(3) The practices of recovery, and/or separate disposal or reuse include: physical separation and removal of separable mycelia; recovery of solvents from wastestreams; incineration of concentrated solvent wastestreams (including tar still bottoms); and broth concentration for disposal other than to the treatment system. This part does not prohibit the inclusion of such wastes in raw waste loads in fact, nor does it mandate any specific practice, but rather describes the rationale for determining NPDES permit limitations. The effluent limitation for BOD₅ may be achieved by any of several, or a combination, of these practices.

(b) The limitation for TSS is the same as specified in § 439.12(b).

(c) Except for the provisions in paragraph (d) of this section, the limitations for COD are as follows:

EFFLUENT LIMITATIONS (BPT)

Regulated parameter	Maximum daily ¹	Maximum monthly average ¹
COD	228	86

¹ mg/L (ppm)

(d) If the maximum monthly average COD concentration in paragraph (c) of this section is higher than a concentration value reflecting a reduction in the long-term average daily COD load in the raw (untreated) process wastewater of 74 percent multiplied by a variability factor of 2.2, then a monthly average limitation for COD corresponding

Environmental Protection Agency

§ 439.31

to the lower concentration value must be applied.

[63 FR 50430, Sept. 21, 1998, as amended at 68 FR 12273, Mar. 13, 2003]

§ 439.23 Effluent limitations attainable by the application of the best conventional pollutant control technology (BCT).

Except as provided in 40 CFR 125.30 through 125.32, any existing point source subject to this subpart must achieve the following effluent limitations representing the application of BCT: Limitations for BOD₅, TSS and pH are the same as the corresponding limitations in § 439.22.

[63 FR 50430, Sept. 21, 1998]

§ 439.24 Effluent limitations attainable by the application of best available technology economically achievable (BAT).

Except as provided in 40 CFR 125.30 through 125.32, any existing point source subject to this subpart must achieve the following effluent limitations representing the application of BAT: Limitations for COD are the same as the corresponding limitations in § 439.22(c) and (d).

[63 FR 50431, Sept. 21, 1998]

§ 439.25 New source performance standards (NSPS).

(a) Any new source subject to this subpart must achieve the following standards:

PERFORMANCE STANDARDS (NSPS)

Regulated parameter	Maximum daily ¹	Maximum monthly average ¹
BOD ₅	35	18
TSS	58	31
COD	228	86

¹ mg/L (ppm)

(b) Any new source subject to the provisions of this section that commenced discharging after November 21, 1988, and prior to November 20, 1998, must continue to achieve the standards specified for this section in the 1988 edition of 40 CFR part 439, until the expiration of the applicable time period specified in 40 CFR 122.29(d)(1), after which the source must achieve the

standards specified in §§ 439.23 and 439.24.

[68 FR 12273, Mar. 13, 2003]

§ 439.26 Pretreatment standards for existing sources (PSES).

Except as provided in 40 CFR 403.7 and 403.13, any existing source subject to this subpart must achieve the following standards by September 21, 2001:

PRETREATMENT STANDARDS (PSES)

Regulated parameter	Maximum daily ¹	Maximum monthly average ¹
Acetone	20.7	8.2
n-Amyl acetate	20.7	8.2
Ethyl acetate	20.7	8.2
Isopropyl acetate	20.7	8.2
Methylene chloride	3.0	0.7

¹ mg/L (ppm).

[68 FR 12273, Mar. 13, 2003]

§ 439.27 Pretreatment standards for new sources (PSNS).

Except as provided in 40 CFR 403.7, any new source subject to this subpart must achieve the following pretreatment standards:

Regulated parameter	Pretreatment standards ¹	
	Maximum daily discharge	Average monthly discharge must not exceed
1 Acetone	20.7	8.2
2 n-Amyl acetate	20.7	8.2
3 Ethyl acetate	20.7	8.2
4 Isopropyl acetate	20.7	8.2
5 Methylene chloride	3.0	0.7

¹ Mg/L (ppm).

[63 FR 50431, Sept. 21, 1998; 64 FR 48104, Sept. 2, 1999]

Subpart C—Chemical Synthesis Products

§ 439.30 Applicability.

This subpart applies to discharges of process wastewater resulting from the manufacture of pharmaceutical products by chemical synthesis.

[63 FR 50431, Sept. 21, 1998]

§ 439.31 Special definitions.

For the purpose of this subpart:

§ 439.32

(a) *Chemical synthesis* means using one or a series of chemical reactions in the manufacturing process of a specified product.

(b) *Product* means any pharmaceutical product manufactured by chemical synthesis.

[68 FR 12273, Mar. 13, 2003]

§ 439.32 Effluent limitations attainable by the application of the best practicable control technology currently available (BPT).

Except as provided in 40 CFR 125.30 through 125.32, any existing point source subject to this subpart must achieve the following effluent limitations representing the application of BPT:

(a) The limitation for BOD₅ is the same as specified in § 439.12(a).

(b) The limitation for TSS is the same as specified in § 439.12(b).

(c) The limitations for COD are the same as specified in § 439.12(c) and (d).

(d) The limitations for cyanide are the same as specified in § 439.12(e), (f) and (g).

[63 FR 50431, Sept. 21, 1998, as amended at 68 FR 12273, Mar. 13, 2003]

§ 439.33 Effluent limitations attainable by the application of the best conventional pollutant control technology (BCT).

Except as provided in 40 CFR 125.30 through 125.32, any existing point source subject to this subpart must achieve the following effluent limitations representing the application of BCT: Limitations for BOD₅, TSS and pH are the same as the corresponding limitations in § 439.32.

[63 FR 50432, Sept. 21, 1998]

§ 439.34 Effluent limitations attainable by the application of best available technology economically achievable (BAT).

Except as provided in 40 CFR 125.30 through 125.32, any existing point source subject to this subpart must achieve the following effluent limitations representing the application of BAT:

(a) The limitations are the same as specified in § 439.14(a).

(b) The limitations for COD are the same as specified in § 439.12(c) and (d).

(c) The limitations for cyanide are the same as specified in § 439.12(e), (f) and (g).

[67 FR 12273, Mar. 13, 2003]

§ 439.35 New source performance standards (NSPS).

(a) Any new source subject to this subpart must achieve the same standards as specified in § 439.15(a).

(b) The limitations for cyanide are the same as specified in § 439.12(e), (f) and (g).

(c) Any new source subject to the provisions of this section that commenced discharging after November 21, 1988, and prior to November 20, 1998, must continue to achieve the standards specified for this section in the 1988 edition of 40 CFR part 439, until the expiration of the applicable time period specified in 40 CFR 122.29(d)(1), after which the source must achieve the standards specified in § 439.33 and § 439.34.

[68 FR 12273, Mar. 13, 2003]

§ 439.36 Pretreatment standards for existing sources (PSES).

Except as provided in 40 CFR 403.7 and 403.13, any existing source subject to this subpart must continue achieving the standards for cyanide specified in paragraph (b) of this section and must achieve the standards specified in § 439.16(a) by September 21, 2001.

(a) Sources that discharge to a POTW with nitrification capability (defined at § 439.1(i)) are not required to achieve the standards for ammonia (as N).

(b) The standards for cyanide are the same as specified in § 439.12(e), (f) and (g).

[68 FR 12274, Mar. 13, 2003]

§ 439.37 Pretreatment standards for new sources (PSNS).

Except as provided in 40 CFR 403.7, any new source subject to this subpart must achieve the same standards as specified in § 439.36.

(a) Sources that discharge to a POTW with nitrification capability (defined at § 439.2(i)) are not required to achieve the pretreatment standard for ammonia (as N).

(b) The pretreatment standards for cyanide are as follows:

Environmental Protection Agency

§ 439.45

Regulated parameter	Effluent limitation ¹	
	Maximum daily discharge	Average monthly discharge must not exceed
Cyanide (T)	33.5	9.4

¹ Mg/L (ppm).

(c) When monitoring for cyanide at the end-of-pipe is impractical because of dilution by other process wastewaters, compliance with the cyanide pretreatment standards in paragraph (b) of this section must be demonstrated at in-plant monitoring points pursuant to 40 CFR 403.6(e) (2) and (4). Under the same provisions, the permitting authority may impose monitoring requirements on internal wastestreams for any other parameter(s) regulated by this section.

(d) Compliance with the standard in paragraph (b) or (c) of this section may be achieved by certifying to the permit issuing authority that a facility's manufacturing processes neither use nor generate cyanide.

[63 FR 50434, Sept. 21, 1998; 64 FR 10393, Mar. 4, 1999; 64 FR 48104, Sept. 2, 1999, as amended at 68 FR 34832, June 11, 2003]

Subpart D—Mixing/Compounding and Formulation

§ 439.40 Applicability.

This subpart applies to discharges of process wastewater resulting from the manufacture of pharmaceutical products by mixing, compounding and formulating operations.

[63 FR 50435, Sept. 21, 1998]

§ 439.41 Special definitions.

For the purpose of this subpart:

(a) *Mixing, compounding, and formulating operations* means processes that put pharmaceutical products in dosage forms.

(b) *Product* means any pharmaceutical product manufactured by blending, mixing, compounding, and formulating pharmaceutical ingredients. The term includes pharmaceutical preparations for both human and veterinary use such as ampules, tablets, capsules, vials, ointments, me-

dicinal powders, solutions, and suspensions.

[68 FR 12274, Mar. 13, 2003]

§ 439.42 Effluent limitations attainable by the application of the best practicable control technology currently available (BPT).

Except as provided in 40 CFR 125.30 through 125.32, any existing point source subject to this subpart must achieve the following effluent limitations representing the application of BPT:

(a) The limitation for BOD₅ is the same as specified in § 439.12(a). No facility shall be required to attain a monthly average limitation for BOD₅ that is less than the equivalent of 45 mg/L.

(b) The limitation for TSS is the same as specified in § 439.12(b).

(c) The limitations for COD are the same as specified in § 439.22(c) and (d).

[63 FR 50435, Sept. 21, 1998, as amended at 68 FR 12274, Mar. 13, 2003]

§ 439.43 Effluent limitations attainable by the application of the best conventional pollutant control technology (BCT).

Except as provided in 40 CFR 125.30 through 125.32, any existing point source subject to this subpart must achieve the following effluent limitations representing the application of BCT: Limitations for BOD₅, TSS and pH are the same as the corresponding limitations in § 439.42.

[63 FR 50436, Sept. 21, 1998]

§ 439.44 Effluent limitations attainable by the application of best available technology economically achievable (BAT).

Except as provided in 40 CFR 125.30 through 125.32, any existing point source subject to this subpart must achieve the following effluent limitations representing the application of BAT: The limitations for COD are the same as specified in § 439.22(c) and (d).

[68 FR 12274, Mar. 13, 2003]

§ 439.45 New source performance standards (NSPS).

(a) Any new source subject to this subpart must achieve the same standards as specified in § 439.25(a).

§ 439.46

(b) Any new source subject to the provisions of this section that commenced discharging after November 21, 1988, and prior to November 20, 1998, must continue to achieve the standards specified for this section in the 1988 edition of 40 CFR part 439, until the expiration of the applicable time period specified in 40 CFR 122.29(d)(1), after which the source must achieve the standards specified in § 439.43 and § 439.44.

[68 FR 12274, Mar. 13, 2003]

§ 439.46 Pretreatment standards for existing sources (PSES).

Except as provided in 40 CFR 403.7 and 403.13, any existing source subject to this subpart must achieve the following standards by September 21, 2001:

PRETREATMENT STANDARDS (PSES)

Regulated parameter	Maximum daily ¹	Maximum monthly average ¹
Acetone	20.7	8.2
n-Amyl acetate	20.7	8.2
Ethyl acetate	20.7	8.2
Isopropyl acetate	20.7	8.2
Methylene chloride	3.0	0.7

¹ mg/L (ppm).

[68 FR 12274, Mar. 13, 2003]

§ 439.47 Pretreatment standards for new sources (PSNS).

Except as provided in 40 CFR 403.7, any new source subject to this subpart must achieve the following pretreatment standards:

Regulated parameter	Pretreatment standards ¹	
	Maximum daily discharge	Average monthly discharge must not exceed
1 Acetone	20.7	8.2
2 n-Amyl acetate	20.7	8.2
3 Ethyl acetate	20.7	8.2
4 Isopropyl acetate	20.7	8.2
5 Methylene chloride	3.0	0.7

¹ Mg/L (ppm).

[63 FR 50436, Sept. 21, 1998; 64 FR 48104, Sept. 2, 1999]

40 CFR Ch. I (7–1–21 Edition)

Subpart E—Research

§ 439.50 Applicability.

This subpart applies to discharges of process wastewater resulting from pharmaceutical research.

[63 FR 50436, Sept. 21, 1998]

§ 439.51 Special definitions.

For the purpose of this subpart, *product* means products or services resulting from research and product development activities.

[68 FR 12274, Mar. 13, 2003]

§ 439.52 Effluent limitations attainable by the application of the best practicable control technology currently available (BPT).

Except as provided in 40 CFR 125.30 through 125.32, any existing point source subject to this subpart must achieve the following effluent limitations representing the application of BPT:

(a) The limitation for BOD₅ is the same as specified in § 439.12(a). No facility shall be required to attain a monthly average limitation for BOD₅ that is less than the equivalent of 45 mg/L.

(b) The limitation for TSS is the same as specified in § 439.12(b).

(c) The maximum monthly average limitation for COD, expressed as mass loading (lbs, kg) per day, must reflect not less than 74 percent reduction in the long-term average daily COD load of the raw (untreated) process wastewater, multiplied by a variability factor of 2.2. No facility shall be required to attain a limitation for COD that is less than the equivalent of 220 mg/L.

(d) The long-term average daily BOD₅ or COD mass loading of the raw process wastewater (*i.e.*, the base number to which the percent reduction is applied) is defined as the average daily BOD₅ or COD load during any calendar month, over 12 consecutive months within the most recent 36 months.

(1) To assure equity in the determination of NPDES permit limitations regulating discharges subject to this subpart, calculation of the long-term average daily BOD₅ or COD load in the influent to the wastewater treatment system must exclude any portion of the load associated with solvents, except

for residual amounts of solvents remaining after the practices of recovery and/or separate disposal or reuse. Residual amounts of these substances may be included in the calculation of the average influent BOD₅ or COD loading.

(2) The practices of recovery, and/or separate disposal or reuse include: recovery of solvents from wastestreams; and incineration of concentrated solvent wastestreams (including tar still bottoms). This regulation does not prohibit the inclusion of such wastes in raw waste loads in fact, nor does it mandate any specific practice, but rather describes the rationale for determining NPDES permit limitations. The effluent limitation for BOD₅ or COD may be achieved by any of several, or a combination, of these practices.

(e) The pH must be within the range 6.0 to 9.0.

[63 FR 50436, Sept. 21, 1998, as amended at 68 FR 12274, Mar. 13, 2003]

APPENDIX A TO PART 439—TABLES

TABLE 1—SURROGATE PARAMETERS FOR DIRECT DISCHARGERS
[Utilizing biological treatment technology]

Regulated parameters	Treatability class
Amyl alcohol	Alcohols.
Ethanol ¹	
Isopropanol ¹	
Methanol ¹	
Phenol	Aldehydes.
Isobutyraldehyde ¹	
n-Heptane ¹	
n-Hexane ¹	Alkanes.
Diethylamine ¹	
Triethylamine	Amines.
Benzene	
Toluene ¹	Aromatics.
Xylenes ¹	
Chlorobenzene	
o-Dichlorobenzene	
Chloroform ¹	Chlorinated Alkanes.
Methylene chloride ¹	
1,2-Dichloroethane ¹	Esters.
Ethyl acetate ¹	
Isopropyl acetate	
n-Amyl acetate	
n-Butyl acetate	Ethers.
Methyl formate	
Tetrahydrofuran ¹	
Isopropyl ether	Ketones.
Acetone ¹	
4-Methyl-2-pentanone (MIBK)	Miscellaneous. ²
Ammonia (aqueous)	
Acetonitrile	

TABLE 1—SURROGATE PARAMETERS FOR DIRECT DISCHARGERS—Continued
[Utilizing biological treatment technology]

Regulated parameters	Treatability class
Methyl Cellosolve Dimethyl Sulfoxide	

¹ These parameters may be used as a surrogate to represent other parameters in the same treatability class.

² Surrogates have not been identified for the "Miscellaneous" treatability class.

TABLE 2—SURROGATE PARAMETERS FOR INDIRECT DISCHARGERS (UTILIZING STEAM STRIPPING TREATMENT TECHNOLOGY)

Regulated parameters	Treatability class
Benzene Toluene ¹ Xylenes n-Heptane Chloroform ¹ Methylene chloride ¹ Chlorobenzene	High strippability.
Ammonia (aqueous) Diethyl amine Triethyl amine Acetone ¹ 4-methyl-2-pentanone n-Amyl acetate n-Butyl acetate Ethyl acetate Isopropyl acetate Methyl formate Isopropyl ether Tetrahydrofuran ¹ 1,2-dichloroethane o-Dichlorobenzene	
	Medium strippability.

¹ These parameters may be used as a surrogate to represent other parameters in the same treatability class.

[63 FR 50437, Sept. 21, 1998; 64 FR 10393, Mar. 4, 1999, as amended at 68 FR 12275, Mar. 13, 2003]

PART 440—ORE MINING AND DRESSING POINT SOURCE CATEGORY

Subpart A—Iron Ore Subcategory

Sec.

440.10 Applicability; description of the iron ore subcategory.

440.11 [Reserved]

440.12 Effluent limitations representing the degree of effluent reduction attainable by the application of the best practicable control technology currently available (BPT).

440.13 Effluent limitations representing the degree of effluent reduction attainable by the application of the best available technology economically achievable (BAT).

Pt. 440

40 CFR Ch. I (7–1–21 Edition)

440.14 New source performance standards (NSPS).

440.15 Effluent limitations representing the degree of effluent reduction attainable by the application of the best conventional pollutant control technology (BCT). [Reserved]

Subpart B—Aluminum Ore Subcategory

440.20 Applicability; description of the aluminum ore subcategory.

440.21 [Reserved]

440.22 Effluent limitations representing the degree of effluent reduction attainable by the application of the best practicable control technology currently available (BPT).

440.23 Effluent limitations representing the degree of effluent reduction attainable by the application of the best available technology economically achievable (BAT).

440.24 New source performance standards (NSPS).

440.25 Effluent limitations representing the degree of effluent reduction attainable by the application of the best conventional pollutant control technology (BCT). [Reserved]

Subpart C—Uranium, Radium, and Vanadium Ores Subcategory

440.30 Applicability; description of the uranium, radium and vanadium ores subcategory.

440.31 [Reserved]

440.32 Effluent limitations representing the degree of effluent reduction attainable by the application of the best practicable control technology currently available (BPT).

440.33 Effluent limitations representing the degree of effluent reduction attainable by the application of the best available technology economically achievable (BAT).

440.34 New source performance standards (NSPS).

440.35 Effluent limitations representing the degree of effluent reduction attainable by the application of the best conventional pollutant control technology (BCT). [Reserved]

Subpart D—Mercury Ore Subcategory

440.40 Applicability; description of the mercury ore subcategory.

440.41 [Reserved]

440.42 Effluent limitations representing the degree of effluent reduction attainable by the application of the best practicable control technology currently available (BPT).

440.43 Effluent limitations representing the degree of effluent reduction attainable

by the application of the best available technology economically achievable (BAT).

440.44 New source performance standards (NSPS).

440.45 Effluent limitations representing the degree of effluent reduction attainable by the application of the best conventional pollutant control technology (BCT). [Reserved]

Subpart E—Titanium Ore Subcategory

440.50 Applicability; description of the titanium ore subcategory.

440.51 [Reserved]

440.52 Effluent limitations guidelines representing the degree of effluent reduction attainable by the application of the best practicable control technology currently available (BPT).

440.53 Effluent limitations representing the degree of effluent reduction attainable by the application of the best available technology economically achievable (BAT).

440.54 New source performance standards (NSPS).

440.55 Effluent limitations representing the degree of effluent reduction attainable by the application of the best conventional pollutant control technology (BCT). [Reserved]

Subpart F—Tungsten Ore Subcategory

440.60 Applicability; description of the tungsten ore subcategory.

440.61 [Reserved]

440.62 Effluent limitations representing the degree of effluent reduction attainable by the application of the best practicable control technology currently available (BPT).

440.63 Effluent limitations representing the degree of effluent reduction attainable by the application of the best available technology economically achievable (BAT).

440.64 New source performance standards (NSPS).

440.65 Effluent limitations representing the degree of effluent reduction attainable by the application of the best conventional pollutant control technology (BCT). [Reserved]

Subpart G—Nickel Ore Subcategory

440.70 Applicability; description of the nickel ore subcategory.

440.71 [Reserved]

440.72 Effluent limitations representing the degree of effluent reduction attainable by the application of the best practicable control technology currently available (BPT).

Environmental Protection Agency

Pt. 440

- 440.73 Effluent limitations representing the degree of effluent reduction attainable by the application of the best available technology economically achievable (BAT). [Reserved]
- 440.74 New source performance standards (NSPS). [Reserved]
- 440.75 Effluent limitations representing the degree of effluent reduction attainable by the application of the best conventional pollutant control technology (BCT). [Reserved]

Subpart H—Vanadium Ore Subcategory (Mined Alone and Not as a Byproduct)

- 440.80 Applicability; description of the vanadium ore subcategory.
- 440.81 [Reserved]
- 440.82 Effluent limitations representing the degree of effluent reduction attainable by the application of the best practicable control technology currently available (BPT). [Reserved]
- 440.83 Effluent limitations representing the degree of effluent reduction attainable by the application of the best available technology economically achievable (BAT). [Reserved]
- 440.84 New source performance standards (NSPS). [Reserved]
- 440.85 Effluent limitations representing the degree of effluent reduction attainable by the application of the best conventional pollutant control technology (BCT). [Reserved]

Subpart I—Antimony Ore Subcategory

- 440.90 Applicability; description of the antimony ore subcategory.
- 440.91 [Reserved]
- 440.92 Effluent limitations representing the degree of effluent reduction attainable by the application of the best practicable control technology currently available (BPT). [Reserved]
- 440.93 Effluent limitations representing the degree of effluent reduction attainable by the application of the best available technology economically achievable (BAT). [Reserved]
- 440.94 New source performance standards (NSPS). [Reserved]
- 440.95 Effluent limitations representing the degree of effluent reduction attainable by the application of the best conventional pollutant control technology (BCT). [Reserved]

Subpart J—Copper, Lead, Zinc, Gold, Silver, and Molybdenum Ores Subcategory

- 440.100 Applicability; description of the copper, lead, zinc, gold, silver, and molybdenum ores subcategory.
- 440.101 [Reserved]

- 440.102 Effluent limitations representing the degree of effluent reduction attainable by the application of the best practicable control technology (BPT).
- 440.103 Effluent limitations representing the degree of effluent reduction attainable by the application of the best available technology economically achievable (BAT).
- 440.104 New source performance standards (NSPS).
- 440.105 Effluent limitations representing the degree of effluent reduction attainable by the application of the best conventional pollutant control technology (BCT). [Reserved]

Subpart K—Platinum Ores Subcategory

- 440.110 Applicability; description of the platinum ore subcategory.
- 440.111 [Reserved]
- 440.112 Effluent limitations representing the degree of effluent reduction attainable by the application of the best practicable control technology currently available (BPT). [Reserved]
- 440.113 Effluent limitations representing the degree of effluent reduction attainable by the application of the best available technology economically achievable (BAT).
- 440.114 New source performance standards (NSPS). [Reserved]
- 440.115 Effluent limitations representing the degree of effluent reduction attainable by the application of the best conventional pollutant control technology (BCT). [Reserved]

Subpart L—General Provisions and Definitions

- 440.130 Applicability.
- 440.131 General provisions.
- 440.132 General definitions.

Subpart M—Gold Placer Mine Subcategory

- 440.140 Applicability; description of the gold placer mine subcategory.
- 440.141 Specialized definitions and provisions.
- 440.142 Effluent limitations representing the degree of effluent reduction attainable by the application of the best practicable control technology currently available (BPT).
- 440.143 Effluent limitations representing the degree of effluent reduction attainable by the application of the best available technology economically achievable (BAT).
- 440.144 New source performance standards (NSPS).
- 440.145–440.147 [Reserved]
- 440.148 Best Management Practices (BMP).

§ 440.10

AUTHORITY: Secs. 301, 304(b), (c) and (e), 306, 307, and 501 of the Clean Water Act (The Federal Water Pollution Control Act Amendments of 1972, as amended by the Clean Water Act of 1977 and the Water Quality Act of 1987), (the Act), 33 U.S.C. 1311, 1314(b), (c) and (e), 1316, 1317, and 1361; 86 Stat. 816, Pub. L. 92-500; 91 Stat. 1567, Pub. L. 95-217; 101 Stat. 7, Pub. L. 100-4.

SOURCE: 47 FR 54609, Dec. 3, 1982, unless otherwise noted.

Subpart A—Iron Ore Subcategory

§ 440.10 Applicability; description of the iron ore subcategory.

The provisions of this subpart A are applicable to discharges from (a) mines operated to obtain iron ore, regardless of the type of ore or its mode of occurrence; (b) mills beneficiating iron ores by physical (magnetic and non-magnetic) and/or chemical separation; and (c) mills beneficiating iron ores by magnetic and physical separation in the Mesabi Range.

§ 440.11 [Reserved]

§ 440.12 Effluent limitations representing the degree of effluent reduction attainable by the application of the best practicable control technology currently available (BPT).

Except as provided in subpart L of this part and 40 CFR 125.30 through 125.32, any existing point source subject to this subpart must achieve the following effluent limitations representing the degree of effluent reduction attainable after application of the best practicable control technology currently available (BPT):

(a) The concentration of pollutants discharged in mine drainage from mines operated to obtain iron ore shall not exceed:

Effluent characteristic	Effluent limitations	
	Maximum for any 1 day	Average of daily values for 30 consecutive days
	Milligrams per liter	
TSS	30	20
Fe (dissolved)	2.0	1.0
pH	(¹)	(¹)

¹ Within the range 6.0 to 9.0.

40 CFR Ch. I (7-1-21 Edition)

(b) Except as provided in paragraph (c) of this section, the concentration of pollutants discharged from mills that employ physical (magnetic and non-magnetic) and/or chemical methods to beneficiate iron ore shall not exceed:

Effluent characteristic	Effluent limitations	
	Maximum for any 1 day	Average of daily values for 30 consecutive days
TSS	30	20
Fe (dissolved)	2.0	1.0
pH	(1)	(1)

¹ Within the range 6.0 to 9.0.

(c)(1) Except as provided in paragraph (c) of this section, there shall be no discharge of process wastewater to navigable waters from mills that employ magnetic and physical methods to beneficiate iron ore in the Mesabi Range. The Agency recognizes that the elimination of the discharge of pollutants to navigable waters may result in an increase in discharges of some pollutants to other media. The Agency has considered these impacts and has addressed them in the preamble published on December 3, 1982.

(2) In the event that the annual precipitation falling on the treatment facility and the drainage area contributing surface runoff to the treatment facility exceeds the annual evaporation, a volume of water equivalent to the difference between annual precipitation falling on the treatment facility and the drainage area contributing surface runoff to the treatment facility and annual evaporation may be discharged subject to the limitations set forth in paragraph (a) of this section.

§ 440.13 Effluent limitations representing the degree of effluent reduction attainable by the application of the best available technology economically achievable (BAT).

Except as provided in subpart L of this part and 40 CFR 125.30 through 125.32, any existing point source subject to this subpart must achieve the following effluent limitations representing the degree of effluent reduction attainable by the application of the best available technology economically achievable (BAT):

Environmental Protection Agency

§ 440.14

(a) The concentration of pollutants discharged in mine drainage from mines operated to obtain iron ore shall not exceed:

Effluent characteristic	Effluent limitations	
	Maximum for any 1 day	Average of daily values for 30 consecutive days
Milligrams per liter		
Fe (dissolved)	2.0	1.0

(b) Except as provided in paragraph (c) of this section the concentration of pollutants discharged from mills that employ physical (magnetic and non-magnetic) and/or chemical methods to beneficiate iron ore shall not exceed:

Effluent characteristic	Effluent limitations	
	Maximum for any 1 day	Average of daily values for 30 consecutive days
Milligrams per liter		
Fe (dissolved)	2.0	1.0

(c)(1) Except as provided in paragraph (c) of this section, there shall be no discharge of process wastewater to navigable waters from mills that employ magnetic and physical methods to beneficiate iron ore in the Mesabi Range. The Agency recognizes that the elimination of the discharge of pollutants to navigable waters may result in an increase in discharges of some pollutants to other media. The Agency has considered these impacts and has addressed them in the preamble published on December 3, 1982.

(2) In the event that the annual precipitation falling on the treatment facility and the drainage area contributing surface runoff to the treatment facility exceeds the annual evaporation, a volume of water equal to the difference between annual precipitation falling on the treatment facility and the drainage area contributing surface runoff to the treatment facility and annual evaporation may be discharged subject to the limitations set forth in paragraph (a) of this section.

§ 440.14 New source performance standards (NSPS).

Except as provided in subpart L of this part, any new source subject to this subpart must achieve the following NSPS representing the degree of effluent reduction attainable by applying the best available demonstrated technology (BAT):

(a) The concentration of pollutants discharged in mine drainage from mines operated to obtain iron ore shall not exceed:

Effluent characteristic	Effluent limitations	
	Maximum for any 1 day	Average of daily values for 30 consecutive days
Milligrams per liter		
Fe (dissolved)	2.0	1.0
pH	(¹)	(¹)
TSS	30.0	20.0

¹ Within the range of 6.0, to 9.0.

(b) Except as provided in paragraph (c) of this section, the concentration of pollutants discharged from mills that employ physical (magnetic and non-magnetic) and/or chemical methods to beneficiate iron ore shall not exceed:

Effluent characteristic	Effluent limitations	
	Maximum for any 1 day	Average of daily values for 30 consecutive days
Milligrams per liter		
Fe (dissolved)	2.0	1.0
pH	(¹)	(¹)
TSS	30.0	20.0

¹ Within the range of 6.0 to 9.0.

(c)(1) Except as provided in paragraph (c) of this section, there shall be no discharge of process wastewater to navigable waters from mills that employ magnetic and physical methods to beneficiate iron ore in the Mesabi Range. The Agency recognizes that the elimination of the discharge of pollutants to navigable waters may result in an increase in discharges of some pollutants to other media. The Agency has considered these impacts and has addressed them in the preamble published on December 3, 1982.

§ 440.15

(2) In the event that the annual precipitation falling on the treatment facility and the drainage area contributing surface runoff to the treatment facility exceeds the annual evaporation, a volume of water equal to the difference between annual precipitation falling on the treatment facility and the drainage area contributing surface runoff to the treatment facility and annual evaporation may be discharged subject to the limitations set forth in paragraph (a) of this section.

§ 440.15 Effluent limitations representing the degree of effluent reduction attainable by the application of the best conventional pollutant control technology (BCT). [Reserved]

Subpart B—Aluminum Ore Subcategory

§ 440.20 Applicability; description of the aluminum ore subcategory.

The provisions of this subpart B are applicable to discharges from facilities engaged in the mining of bauxite as an aluminum ore.

§ 440.21 [Reserved]

§ 440.22 Effluent limitations representing the degree of effluent reduction attainable by the application of the best practicable control technology currently available (BPT).

Except as provided in subpart L of this part and 40 CFR 125.30 through 125.32, any existing source subject to this subpart must achieve the following effluent limitations representing the degree of effluent reduction attainable by the application of the best practicable control technology currently available (BPT). The concentration of pollutants discharged in mine drainage from mines producing bauxite ores shall not exceed:

40 CFR Ch. I (7–1–21 Edition)

Effluent characteristic	Effluent limitations	
	Maximum for any 1 day	Average of daily values for 30 consecutive days
	Milligrams per liter	
TSS	30	20
Fe	1.0	.5
Al	2.0	1.0
pH	(¹)	(¹)

¹ Within the range of 6.0 to 9.0.

§ 440.23 Effluent limitations representing the degree of effluent reduction attainable by the application of the best available technology economically achievable (BAT).

Except as provided in subpart L of this part and 40 CFR 125.30 through 125.32, any existing point source subject to this subpart must achieve the following limitations representing the degree of effluent reduction attainable by the application of the best available technology economically achievable (BAT). The concentration of pollutants discharged in mine drainage from mines producing bauxite ores shall not exceed:

Effluent characteristic	Effluent limitations	
	Maximum for any 1 day	Average of daily values for 30 consecutive days
	Milligrams per liter	
Fe (total)	1.0	0.5
Al	2.0	1.0

§ 440.24 New Source performance standards (NSPS).

Except as provided in subpart L of this part, any new source subject to this subpart must achieve the following NSPS representing the degree of effluent reduction attainable by the application of the best available demonstrated technology (BADT). The concentration of pollutants discharged in mine drainage from mines producing bauxite ores shall not exceed:

Environmental Protection Agency

§ 440.33

Effluent characteristic	Effluent limitations	
	Maximum for any 1 day	Average of daily values for 30 consecutive days
	Milligrams per liter	
Fe (total)	1.0	0.5
Al	2.0	1.0
pH	(¹)	(¹)
TSS	30.0	20.0

¹ Within the range of 6.0 to 9.0.

§ 440.25 Effluent limitations representing the degree of effluent reduction attainable by the application of the best conventional pollutant control technology (BCT). [Reserved]

Subpart C—Uranium, Radium and Vanadium Ores Subcategory

§ 440.30 Applicability; description of the uranium, radium and vanadium ores subcategory.

The provisions of this subpart C are applicable to discharges from (a) mines either open-pit or underground, from which uranium, radium and vanadium ores are produced; and (b) mills using the acid leach, alkaline leach, or combined acid and alkaline leach process for the extraction of uranium, radium and vanadium. Only vanadium byproduct production from uranium ores is covered under this subpart.

§ 440.31 [Reserved]

§ 440.32 Effluent limitations representing the degree of effluent reduction attainable by the application of the best practicable control technology currently available (BPT).

Except as provided in subpart L of this part and 40 CFR 125.30 through 125.32, any existing point source subject to this subpart must achieve the following effluent limitations representing the degree of effluent reduction attainable after application of the best practicable control technology currently available (BPT):

(a) The concentration of pollutants discharged in mine drainage from mines, either open-pit or underground, from which uranium, radium and vanadium ores are produced excluding

mines using in-situ leach methods shall not exceed:

Effluent characteristic	Effluent limitations	
	Maximum for any 1 day	Average of daily values for 30 consecutive days
	Milligrams per liter	
TSS	30	20
COD	200	100
Zn	1.0	0.5
Ra226 ¹ (dissolved)	10	3
Ra226 ¹ (total)	30	10
U	4	2
pH	(²)	(²)

¹ Values in picocuries per liter (pCi/l).

² Within the range 6.0 to 9.0.

(b) The concentrations of pollutants discharged from mills using the acid leach, alkaline leach or combined acid and alkaline leach process for the extraction of uranium, radium and vanadium including mill-mine facilities and mines using in-situ leach methods shall not exceed:

Effluent characteristic	Effluent limitations	
	Maximum for any 1 day	Average of daily values for 30 consecutive days
	Milligrams per liter	
TSS	30	20
COD	500
As	1.0	.5
Zn	1.00	.5
Ra226 ¹ (dissolved)	10	3
Ra226 ¹ (total)	30	10
NH ³	100
pH	(²)	(²)

¹ Values in picocuries per liter (pCi/l).

² Within the range 6.0 to 9.0.

§ 440.33 Effluent limitations representing the degree of effluent reduction attainable by the application of the best available technology economically achievable (BAT).

Except as provided in subpart L of this part and 40 CFR 125.30 through 125.32, any existing point source subject to this subpart must achieve the following limitations representing the degree of effluent reduction attainable by the application of the best available technology economically achievable (BAT):

(a) The concentration of pollutants discharged in mine drainage from

§ 440.34

mines, either open-pit or underground, that produce uranium ore, including mines using in-situ leach methods, shall not exceed:

Effluent characteristic	Effluent limitations	
	Maximum for any 1 day	Average of daily values for 30 consecutive days
	Milligrams per liter	
COD	200	100
Zn	1.00	.5
Ra226 ¹ (dissolved)	10.0	3.0
Ra226 ¹ (total)	30.0	10.0
U	4.0	2.0

¹ Values in picocuries per liter (pCi/l).

§ 440.34 New source performance standards (NSPS).

Except as provided in subpart L of this part any new source subject to this subpart must achieve the following NSPS representing the degree of effluent reduction attainable by the application of the best available demonstrated technology (BADT):

(a) The concentration of pollutants discharged in mine drainage from mines, either open-pit or underground, that produce uranium ore, excluding mines using in situ leach methods, shall not exceed:

Effluent characteristic	Effluent limitations	
	Maximum for any 1 day	Average of daily values for 30 consecutive days
	Milligrams per liter	
COD	200	100
Zn	1.0	0.5
Ra ¹ 226 (dissolved)	10.0	3.0
Ra ¹ 226 (total)	30.0	10.0
U	4.0	2.0
pH	(²)	(²)
TSS	30.0	20.0

¹ Values in picocuries per liter (pCi/l).

² Within the range 6.0 to 9.0.

(b)(1) Except as provided in paragraph (b) of this section, there shall be no discharge of process wastewater to navigable waters from mills using the acid leach, alkaline leach or combined acid and alkaline leach process for the extraction of uranium or from mines and mills using in situ leach methods. The Agency recognizes that the elimination of the discharge of pollutants to navigable waters may result in an in-

40 CFR Ch. I (7–1–21 Edition)

crease in discharges of some pollutants to other media. The Agency has considered these impacts and has addressed them in the preamble published on December 3, 1982.

(2) In the event that the annual precipitation falling on the treatment facility and the drainage area contributing surface runoff to the treatment facility exceeds the annual evaporation, a volume of water equivalent to the difference between annual precipitation falling on the treatment facility and the drainage area contributing surface runoff to the treatment facility and annual evaporation may be discharged subject to the limitations set forth in paragraph (a) of this section.

§ 440.35 Effluent limitations representing the degree of effluent reduction attainable by the application of the best conventional pollutant control technology (BCT). [Reserved]

Subpart D—Mercury Ore Subcategory

§ 440.40 Applicability; description of the mercury ore subcategory.

The provisions of subpart D are applicable to discharges from (a) mines, either open-pit or underground, that produce mercury ores; and (b) mills beneficiating mercury ores by gravity separation methods or by froth-flotation methods.

§ 440.41 [Reserved]

§ 440.42 Effluent limitations representing the degree of effluent reduction attainable by the application of the best practicable control technology currently available (BPT).

Except as provided in subpart L of this part and 40 CFR 125.30 through 125.32, any existing point source subject to this subpart must achieve the following effluent limitations representing the degree of effluent reduction attainable after application of the best practicable control technology currently available (BPT):

(a) The concentration of pollutants discharged in mine drainage from mines, either open-pit or underground, operated for the production of mercury

Environmental Protection Agency

§ 440.44

ores shall not exceed the following limitations:

Effluent characteristic	Effluent limitations	
	Maximum for any 1 day	Average of daily values for 30 consecutive days
	Milligrams per liter	
TSS	30	20
Hg002	.001
Ni2	.1
pH	(¹)	(¹)

¹ Within the range 6.0 to 9.0.

(b)(1) Except as provided in paragraph (b) of this section, there shall be no discharge of process wastewater to navigable waters from mills beneficiating mercury ores by gravity separation methods or by froth flotation methods. The Agency recognizes that the elimination of the discharge of pollutants to navigable waters may result in an increase in discharges of some pollutants to other media. The Agency has considered these impacts and has addressed them in the preamble published on December 3, 1982.

(2) In the event that the annual precipitation falling on the treatment facility and the drainage area contributing surface runoff to the treatment facility exceeds the annual evaporation, a volume of water equivalent to the difference between annual precipitation falling on the treatment facility and the drainage area contributing surface runoff to the treatment facility and annual evaporation may be discharged subject to the limitations set forth in paragraph (a)(1) of this section.

§ 440.43 Effluent limitations representing the degree of effluent reduction attainable by the application of the best available technology economically achievable (BAT).

Except as provided in subpart L of this part and 40 CFR 125.30 through 125.32, any existing point source subject to this subpart must achieve the following limitations representing the degree of effluent reduction attainable by the application of the best available technology economically achievable (BAT).

(a) The concentration of pollutants discharged in mine drainage from

mines, either open pit or underground, that produce mercury ores shall not exceed:

Effluent characteristic	Effluent limitations	
	Maximum for any 1 day	Average of daily values for 30 consecutive days
	Milligrams per liter	
Hg	0.002	0.001

(b)(1) Except as provided in paragraph (b) of this section, there shall be no discharge of process wastewater to navigable waters from mills beneficiating mercury ores by gravity separation methods or by froth-flotation methods. The Agency recognizes that the elimination of the discharge of pollutants to navigable waters may result in an increase in discharges of some pollutants to other media. The Agency has considered these impacts and has addressed them in the preamble published on December 3, 1982.

(2) In the event that the annual precipitation falling on the treatment facility and the drainage area contributing surface runoff to the treatment facility exceeds the annual evaporation, a volume of water equal to the difference between annual precipitation falling on the treatment facility and the drainage area contributing surface runoff to the treatment facility and annual evaporation may be discharged subject to the limitations set forth in paragraph (a) of this section.

§ 440.44 New source performance standards (NSPS).

Except as provided in subpart L of this part any new source subject to this

§ 440.45

subpart must achieve the following NSPS representing the degree of effluent reduction attainable by the application of the best available demonstrated technology (BADT):

(a) The concentration of pollutants discharged in mine drainage from mines, either open pit or underground, that produce mercury ores shall not exceed:

Effluent characteristic	Effluent limitations	
	Maximum for any 1 day	Average of daily values for 30 consecutive days
	Milligrams per liter	
Hg	0.002	0.001
pH	(¹)	(¹)
TSS	30.0	20.0

¹ Within the range of 6.0 to 9.0.

(b)(1) Except as provided in paragraph (b) of this section, there shall be no discharge of process wastewater to navigable waters from mills beneficiating mercury ores by gravity separation methods or by froth-flotation methods. The Agency recognizes that the elimination of the discharge of pollutants to navigable waters may result in an increase in discharges of some pollutants to other media. The Agency has considered these impacts and has addressed them in the preamble published on December 3, 1982.

(2) In the event that the annual precipitation falling on the treatment facility and the drainage area contributing surface runoff to the treatment facility exceeds the annual evaporation, a volume of water equal to the difference between annual precipitation falling on the treatment facility and the drainage area contributing surface runoff to the treatment facility and annual evaporation may be discharged subject to the limitations set forth in paragraph (a) of this section.

40 CFR Ch. I (7–1–21 Edition)

§ 440.45 Effluent limitations representing the degree of effluent reduction attainable by the application of the best conventional pollutant control technology (BCT). [Reserved]

Subpart E—Titanium Ore Subcategory

§ 440.50 Applicability; description of the titanium ore subcategory.

The provisions of this subpart E are applicable to discharges from (a) mines obtaining titanium ores from lode deposits; (b) mills beneficiating titanium ores by electrostatic methods, magnetic and physical methods, or flotation methods; and (c) mines engaged in the dredge mining of placer deposits of sands containing rutile, ilmenite, leucoxene, monazite, zircon, and other heavy metals, and the milling techniques employed in conjunction with the dredge mining activity (milling techniques employed include the use of wet gravity methods in conjunction with electrostatic or magnetic methods).

§ 440.51 [Reserved]

§ 440.52 Effluent limitations guidelines representing the degree of effluent reduction attainable by the application of the best practicable control technology currently available (BPT).

Except as provided in subpart L of this part and 40 CFR 125.30 through 125.32, any existing point source subject to this subpart must achieve the following effluent limitations representing the degree of effluent reduction attainable after application of the best practicable control technology currently available (BPT):

(a) The concentration of pollutants discharged in mine drainage from mines obtaining titanium ores from lode deposits shall not exceed:

Environmental Protection Agency

§ 440.53

Effluent characteristic	Effluent limitations	
	Maximum for any 1 day	Average of daily values for 30 consecutive days
	Milligrams per liter	
TSS	30	20
Fe	2.0	1.0
pH	(¹)	(¹)

¹ Within the range 6.0 to 9.0.

(b) The concentration of pollutants discharged from mills beneficiating titanium ores by electrostatic methods, magnetic and physical methods, or flotation methods shall not exceed:

Effluent characteristic	Effluent limitations	
	Maximum for any 1 day	Average of daily values for 30 consecutive days
	Milligrams per liter	
TSS	30	20
Zn	1.0	.5
Ni2	.1
pH	(¹)	(¹)

¹ Within the range 6.0 to 9.0.

(c) The concentration of pollutants discharged in mine drainage from mines engaged in the dredge mining of placer deposits of sands containing rutile, ilmenite, leucoxene, monazite, zircon, or other heavy metals, and the milling techniques employed in conjunction with the dredge mining activity (milling techniques employed include the use of wet gravity methods in conjunction with electrostatic or magnetic methods) shall not exceed:

Effluent characteristic	Effluent limitations	
	Maximum for any 1 day	Average of daily values for 30 consecutive days
	Milligrams per liter	
TSS	30	20
Fe	2	1
pH	(¹)	(¹)

¹ Within the range 6.0 to 9.0.

§ 440.53 Effluent limitations representing the degree of effluent reduction attainable by the application of the best available technology economically achievable (BAT).

Except as provided in subpart L of this part and 40 CFR 125.30 through

125.32, any existing point source subject to this subpart must achieve the following limitations representing the degree of effluent reduction attainable by the application of the best available technology economically achievable (BAT):

(a) The concentration of pollutants discharged in mine drainage from mines obtaining titanium ores from lode deposits shall not exceed:

Effluent characteristic	Effluent limitations	
	Maximum for any 1 day	Average of daily values for 30 consecutive days
	Milligrams per liter	
Fe	2.0	1.0

(b) The concentration of pollutants discharged from mills beneficiating titanium ores by electrostatic methods, magnetic and physical methods, or flotation methods shall not exceed:

Effluent characteristic	Effluent limitations	
	Maximum for any 1 day	Average of daily values for 30 consecutive days
	Milligrams per liter	
Zn	1.0	0.5

(c) The concentration of pollutants discharged in mine drainage from mines engaged in the dredge mining of placer deposits of sands containing rutile, ilmenite, leucoxene, monazite, or zircon and the milling techniques employed in conjunction with the dredge mining activity (milling techniques employed include the use of wet gravity methods in conjunction with electrostatic or magnetic methods) shall not exceed:

Effluent characteristic	Effluent limitations	
	Maximum for any 1 day	Average of daily values for 30 consecutive days
	Milligrams per liter	
Fe	2.0	1.0

§ 440.54

§ 440.54 New source performance standards (NSPS).

Except as provided in subpart L of this part any new source subject to this subpart must achieve the following NSPS representing the degree of effluent reduction attainable by the applications of the best available demonstrated technology (BADT):

(a) The concentration of pollutants discharged in mine drainage from mines obtaining titanium ores from lode deposits shall not exceed:

Effluent characteristic	Effluent limitations	
	Maximum for any 1 day	Average of daily values for 30 consecutive days
Milligrams per liter		
Fe	2.0	1.0
pH	(¹)	(¹)
TSS	30.0	20.0

¹ Within the range of 6.0 to 9.1.

(b) The concentration of pollutants discharged from mills beneficiating titanium ores by electrostatic methods, magnetic and physical methods, or flotation methods shall not exceed:

Effluent characteristic	Effluent limitations	
	Maximum for any 1 day	Average of daily values for 30 consecutive days
Milligrams per liter		
Zn	1.0	0.5
pH	(¹)	(¹)
TSS	30.0	20.0

¹ Within the range of 6.0 to 9.1.

(c) The concentration of pollutants discharged in mine drainage from mines engaged in the dredge mining of placer deposits of sands containing rutile, ilmenite, leucoxene, monazite, zircon and the milling techniques employed in conjunction with the dredge mining activity (milling techniques employed include the use of wet gravity methods in conjunction with electrostatic or magnetic methods) shall not exceed:

40 CFR Ch. I (7–1–21 Edition)

Effluent characteristic	Effluent limitations	
	Maximum for any 1 day	Average of daily values for 30 consecutive days
Milligrams per liter		
Fe	2.0	1.0
pH	(¹)	(¹)
TSS	30.0	20.0

¹ Within the range of 6.0 to 9.1.

§ 440.55 Effluent limitations representing the degree of effluent reduction attainable by the application of the best conventional pollutant control technology (BCT). [Reserved]

Subpart F—Tungsten Ore Subcategory

§ 440.60 Applicability; description of the tungsten ore subcategory.

The provisions of this subpart F are applicable to discharges from (a) mines that produce tungsten ore and (b) mills that process tungsten ore by either the gravity separation or froth-flotation methods.

§ 440.61 [Reserved]

§ 440.62 Effluent limitations representing the degree of effluent reduction attainable by the application of the best practicable control technology currently available (BPT).

Except as provided in subpart L of this part and 40 CFR 125.30 through 125.32, any existing point source subject to this subpart must achieve the following effluent limitations representing the degree of effluent reduction attainable by the application of the best practicable control technology currently available (BPT):

(a) The concentration of pollutants discharged in mine drainage from mines producing 5000 metric tons (5512 short tons) or more of tungsten bearing ores per year shall not exceed:

Environmental Protection Agency

§ 440.64

Effluent characteristic	Effluent limitations	
	Maximum for any 1 day	Average of daily values for 30 consecutive days
	Milligrams per liter	
TSS	30	20
Cd10	.05
Cu3	.15
Zn	1.0	.5
Pb6	.3
As	1.0	.5
pH	(¹)	(¹)

¹ Within the range 6.0 to 9.0.

(b) The concentration of pollutants discharged in mine drainage from mines producing less than 5000 metric tons (5512 short tons) or discharged from mills processing less than 5000 metric tons (5512 short tons) of tungsten ores per year by methods other than ore leaching shall not exceed:

Effluent characteristic	Effluent limitations	
	Maximum for any 1 day	Average of daily values for 30 consecutive days
	Milligrams per liter	
TSS	50	30
pH	(¹)	(¹)

¹ Within the range 6.0 to 9.0.

(c) The concentration of pollutants discharged from mills processing 5000 metric tons (5512 short tons) or more of tungsten ores per year by purely physical methods including ore crushing, washing, jigging, heavy media separation, and magnetic and electrostatic separation shall not exceed:

Effluent characteristic	Effluent limitations	
	Maximum for any 1 day	Average of daily values for 30 consecutive days
	Milligrams per liter	
TSS	30	20
Cd10	.05
Cu30	.15
Zn	1.0	.5
As	1.0	.5
pH	(¹)	(¹)

¹ Within the range 6.0 to 9.0.

(d) The concentration of pollutants discharged from mills processing 5000 metric tons (5512 short tons) or more of tungsten ores per year by froth flotation methods shall not exceed:

Effluent characteristic	Effluent limitations	
	Maximum for any 1 day	Average of daily values for 30 consecutive days
	Milligrams per liter	
TSS	30	20
Cd10	.05
Cu30	.15
Zn	1.0	.5
As	1.0	.5
pH	(¹)	(¹)

¹ Within the range 6.0 to 9.0.

§ 440.63 Effluent limitations representing the degree of effluent reduction attainable by the application of the best available technology economically achievable (BAT).

Except as provided in subpart L of this part and 40 CFR 125.30 through 125.32, any existing point source subject to this subpart must achieve the following limitations representing the degree of effluent reduction attainable by the application of the best available technology economically achievable (BAT):

(a) The concentration of pollutants discharged in mine drainage from tungsten mines shall not exceed:

Effluent characteristic	Effluent limitations	
	Maximum for any 1 day	Average of daily values for 30 consecutive days
	Milligrams per liter	
Cd	0.10	0.05
Cu	0.30	0.15
Zn	1.0	0.5

(b) The concentration of pollutants discharged from mills shall not exceed:

Effluent characteristic	Effluent limitations	
	Maximum for any 1 day	Average of daily values for 30 consecutive days
	Milligrams per liter	
Cd	0.10	0.05
Cu	0.3	0.15
Zn	1.0	0.5

§ 440.64 New source performance standards (NSPS).

Except as provided in subpart L of this part any new source subject to this subpart must achieve the following

§ 440.65

NSPS representing the degree of effluent reduction attainable by the application of the best available demonstrated technology (BADT):

(a) The concentration of pollutants discharged in mine drainage from tungsten mines shall not exceed:

Effluent characteristic	Effluent limitations	
	Maximum for any 1 day	Average of daily values for 30 consecutive days
	Milligrams per liter	
Cd	0.10	0.05
Cu	0.30	0.15
Zn	1.0	0.5
pH	(¹)	(¹)
TSS	30.0	20.0

¹ Within the range of 6.0 to 9.0.

(b) The concentration of pollutants discharged from mills shall not exceed:

Effluent characteristic	Effluent limitations	
	Maximum for any 1 day	Average of daily values for 30 consecutive days
	Milligrams per liter	
Cd	0.10	0.05
Cu	0.3	0.15
Zn	1.0	0.5
pH	(¹)	(¹)
TSS	30.0	20.0

¹ Within the range of 6.0 to 9.0.

§ 440.65 Effluent limitations representing the degree of effluent reduction attainable by the application of the best conventional pollutant control technology (BCT). [Reserved]

Subpart G—Nickel Ore Subcategory

§ 440.70 Applicability; description of the nickel ore subcategory.

The provisions of this subpart G are applicable to discharges from (a) mines that produce nickel ore and (b) mills that process nickel ore.

40 CFR Ch. I (7–1–21 Edition)

§ 440.71 [Reserved]

§ 440.72 Effluent limitations representing the degree of effluent reduction attainable by the application of the best practicable control technology currently available (BPT).

Except as provided in subpart L of this part and 40 CFR 125.30 through 125.32, any existing point source subject to this subpart must achieve the following effluent limitations representing the degree of effluent reduction attainable by the application of the best practicable control technology currently available (BPT):

(a) The concentration of pollutants discharged in mine drainage from mines producing 5000 metric tons (5512 short tons) or more of nickel bearing ores per year shall not exceed:

Effluent characteristic	Effluent limitations	
	Maximum for any 1 day	Average of daily values for 30 consecutive days
	Milligrams per liter	
TSS	30	20
Cd10	.05
Cu3	.15
Zn	1.0	.5
Pb6	.3
As	1.0	.5
pH	(¹)	(¹)

¹ Within the range 6.0 to 9.0.

(b) The concentration of pollutants discharged in mine drainage from mines producing less than 5,000 metric tons (5,512 short tons) or discharged from mills processing less than 5,000 metric tons (5,512 short tons) of nickel ores per year by methods other than ore leaching shall not exceed:

Effluent characteristic	Effluent limitations	
	Maximum for any 1 day	Average of daily values for 30 consecutive days
	Milligrams per liter	
TSS	50	30
pH	(¹)	(¹)

¹ Within the range 6.0 to 9.0.

(c) The concentration of pollutants discharged from mills processing 5,000 metric tons (5,512 short tons) or more

Environmental Protection Agency

§ 440.82

of nickel ores per year by purely physical methods including ore crushing, washing, jigging, heavy media separation and magnetic and electrostatic separation shall not exceed:

Effluent characteristic	Effluent limitations	
	Maximum for any 1 day	Average of daily values for 30 consecutive days
	Milligrams per liter	
TSS	30	20
Cd10	.05
Cu30	.15
Zn	1.0	.5
As	1.0	.5
pH	(¹)	(¹)

¹ Within the range 6.0 to 9.0.

(d) The concentration of pollutants discharged from mills processing 5,000 metric tons (5,512 short tons) or more of nickel ore per year by froth flotation methods shall not exceed:

Effluent characteristic	Effluent limitations	
	Maximum for any 1 day	Average of daily values for 30 consecutive days
	Milligrams per liter	
TSS	30	20
Cd10	.05
Cu30	.15
Zn	1.0	.5
As	1.0	.5
pH	(¹)	(¹)

¹ Within the range 6.0 to 9.0.

§ 440.73 Effluent limitations representing the degree of effluent reduction attainable by the application of the best available technology economically achievable (BAT). [Reserved]

§ 440.74 New source performance standards (NSPS). [Reserved]

§ 440.75 Effluent limitations representing the degree of effluent reduction attainable by the application of the best conventional pollutant control technology (BCT). [Reserved]

Subpart H—Vanadium Ore Subcategory (Mined Alone and Not as a Byproduct)

§ 440.80 Applicability; description of the vanadium ore subcategory.

The provisions of this subpart H are applicable to discharges from (a) mines that produce vanadium ore (recovered alone and not as a by-product of uranium mining and mills) and (b) mills that process vanadium ore (recovered alone, not as a byproduct of uranium mining and mills).

§ 440.81 [Reserved]

§ 440.82 Effluent limitations representing the degree of effluent reduction attainable by the application of the best practicable control technology currently available (BPT).

Except as provided in subpart L of this part and 40 CFR 125.30 through 125.32, any existing point source subject to this subpart must achieve the following effluent limitations representing the degree of effluent reduction attainable by the application of the best practicable control technology currently available (BPT):

(a) The concentration of pollutants discharged in mine drainage from mines producing 5,000 metric tons (5,512 short tons) or more of vanadium bearing ores per year shall not exceed:

§ 440.83

Effluent characteristic	Effluent limitations	
	Maximum for any 1 day	Average of daily values for 30 consecutive days
	Milligrams per liter	
TSS	30	20
Cd10	.05
Cu3	.15
Zn	1.0	.5
Pb6	.3
As	1.0	.5
pH	(¹)	(¹)

¹ Within the range 6.0 to 9.0.

(b) The concentration of pollutants discharged in mine drainage from mines producing less than 5,000 metric tons (5,512 short tons) or discharged from mills processing less than 5,000 metric tons (5,512 short tons) of vanadium ore per year by methods other than ore leaching shall not exceed:

Effluent characteristic	Effluent limitations	
	Maximum for any 1 day	Average of daily values for 30 consecutive days
	Milligrams per liter	
TSS	50	30
pH	(¹)	(¹)

¹ Within the range 6.0 to 9.0.

(c) The concentration of pollutants discharged from mills processing 5,000 metric tons (5,512 short tons) or more of vanadium ores per year by purely physical methods including ore crushing, washing, jigging, heavy media separation, and magnetic and electrostatic separation shall not exceed:

Effluent characteristic	Effluent limitations	
	Maximum for any 1 day	Average of daily values for 30 consecutive days
	Milligrams per liter	
TSS	30	20
Cd10	.05
Cu30	.15
Zn	1.0	.5
As	1.0	.5
pH	(¹)	(¹)

¹ Within the range 6.0 to 9.0.

40 CFR Ch. I (7–1–21 Edition)

(d) The concentration of pollutants discharged from mills processing 5,000 metric tons (5,512 short tons) or more of vanadium ores per year by froth flotation methods shall not exceed:

Effluent characteristic	Effluent limitations	
	Maximum for any 1 day	Average of daily values for 30 consecutive days
	Milligrams per liter	
TSS	30	20
Cd10	.05
Cu30	.15
Zn	1.0	.5
As	1.0	.5
pH	(¹)	(¹)

¹ Within the range 6.0 to 9.0.

§ 440.83 Effluent limitations representing the degree of effluent reduction attainable by the application of the best available technology economically achievable (BAT). [Reserved]

§ 440.84 New source performance standards (NSPS). [Reserved]

§ 440.85 Effluent limitations representing the degree of effluent reduction attainable by the application of the best conventional pollutant control technology (BCT). [Reserved]

Subpart I—Antimony Ore Subcategory

§ 440.90 Applicability; description of the antimony ore subcategory.

The provisions of this subpart I are applicable to discharges from (a) mines that produce antimony ore and (b) mills that process antimony ore.

Environmental Protection Agency

§ 440.102

§ 440.91 [Reserved]

§ 440.92 Effluent limitations representing the degree of effluent reduction attainable by the application of the best practicable control technology currently available (BPT). [Reserved]

§ 440.93 Effluent limitations representing the degree of effluent reduction attainable by the application of the best available technology economically achievable (BAT). [Reserved]

§ 440.94 New source performance standards (NSPS). [Reserved]

§ 440.95 Effluent limitations representing the degree of effluent reduction attainable by the application of the best conventional pollutant control technology (BCT). [Reserved]

Subpart J—Copper, Lead, Zinc, Gold, Silver, and Molybdenum Ores Subcategory

§ 440.100 Applicability; description of the copper, lead, zinc, gold, silver, and molybdenum ores subcategory.

(a) The provisions of this subpart J are applicable to discharges from—

(1) Mines that produce copper, lead, zinc, gold, silver, or molybdenum bearing ores, or any combination of these ores from open-pit or underground operations other than placer deposits;

(2) Mills that use the froth-flotation process alone or in conjunction with other processes, for the beneficiation of copper, lead, zinc, gold, silver, or molybdenum ores, or any combination of these ores;

(3) Mines and mills that use dump, heap, in-situ leach, or vat-leach processes to extract copper from ores or ore waste materials; and

(4) Mills that use the cyanidation process to extract gold or silver.

(b) Discharge from mines or mines and mills that use gravity separation methods (including placer or dredge mining or concentrating operations, and hydraulic mining operations) to extract gold ores are regulated under subpart M.

(c) Discharge from mines (including placer or dredge mining, and hydraulic

mining operations) or mines and mills that use gravity separation methods to extract silver from placer ores are not covered under this part.

(d) The provisions of this subpart shall not apply to discharges from the Quartz Hill Molybdenum Project in the Tongass National Forest, Alaska.

[47 FR 54609, Dec. 3, 1982, as amended at 53 FR 18788, May 24, 1988]

§ 440.101 [Reserved]

§ 440.102 Effluent limitations representing the degree of effluent reduction attainable by the application of the best practicable control technology (BPT).

Except as provided in subpart L of this part and 40 CFR 125.30 through 125.32, any existing point source subject to this subpart must achieve the following effluent limitations representing the degree of effluent reduction attainable by the application of the best practicable control technology currently available (BPT):

(a) The concentration of pollutants discharged in mine drainage from mines operated to obtain copper bearing ores, lead bearing ores, zinc bearing ores, gold bearing ores, or silver bearing ores, or any combination of these ores open-pit or underground operations other than placer deposits shall not exceed:

Effluent characteristic	Effluent limitations	
	Maximum for any 1 day	Average of daily values for 30 consecutive days
	Milligrams per liter	
TSS	30	20
Cu30	.15
Zn	1.5	.75
Pb6	.3
Hg002	.001
pH	(¹)	(¹)

¹ Within the range 6.0 to 9.0.

(b) The concentration of pollutants discharged from mills which employ the froth flotation process alone or in conjunction with other processes, for the beneficiation of copper ores, lead ores, zinc ores, gold ores, or silver ores, or any combination of these ores shall not exceed:

Effluent characteristic	Effluent limitations	
	Maximum for any 1 day	Average of daily values for 30 consecutive days
	Milligrams per liter	
TSS	30	20
Cu30	.15
Zn	1.0	.5
Pb6	.3
Hg002	.001
Cd10	.05
pH	(¹)	(¹)

¹ Within the range 6.0 to 9.0.

(c)(1) Except as provided in paragraph (c) of this section, there shall be no discharge of process wastewater to navigable water from mines and mills which employ dump, heap, in situ leach or vat leach processes for the extraction of copper from ores or ore waste materials. The Agency recognizes that the elimination of the discharge of pollutants to navigable waters may result in an increase in discharges of some pollutants to other media. The Agency has considered these impacts and has addressed them in the preamble published on December 3, 1982.

(2) In the event that the annual precipitation falling on the treatment facility and the drainage area contributing surface runoff to the treatment facility exceeds the annual evaporation, a volume of water equivalent to the difference between annual precipitation falling on the treatment facility and the drainage area contributing surface runoff to the treatment facility and annual evaporation may be discharged subject to the limitations set forth in paragraph (a) of this section.

(d)(1) Except as provided in paragraph (d) of this section, there shall be no discharge of process wastewater to navigable waters from mills which extract gold or silver by use of the cyanidation process. The Agency recognizes that the elimination of the discharge of pollutants to navigable waters may result in an increase in discharges of some pollutants to other media. The Agency has considered these impacts and has addressed them in the preamble published on December 3, 1982.

(2) In the event that the annual precipitation falling on the treatment facility and the drainage area contributing surface runoff to the treatment

facility exceeds the annual evaporation, a volume of water equivalent to the difference between annual precipitation falling on the treatment facility and the drainage area contributing surface runoff to the treatment facility and annual evaporation may be discharged subject to the limitations set forth in paragraph (a) of this section.

(e) The concentration of pollutants discharged in mine drainage from mines producing 5,000 metric tons (5,512 short tons) or more of molybdenum bearing ores per year shall not exceed:

Effluent characteristic	Effluent limitations	
	Maximum for any 1 day	Average of daily values for 30 consecutive days
	Milligrams per liter	
TSS	30	20
Cd10	.05
Cu3	.15
Zn	1.0	.5
Pb6	.3
As	1.0	.5
pH	(¹)	(¹)

¹ Within the range of 6.0 to 9.0

(f) The concentration of pollutants discharged in mine drainage from mines producing less than 5,000 metric tons (5,512 short tons) or discharged from mills processing less than 5,000 metric tons (5,512 short tons) of molybdenum ores per year by methods other than ore leaching shall not exceed:

Effluent characteristic	Effluent limitations	
	Maximum for any 1 day	Average of daily values for 30 consecutive days
	Milligrams per liter	
TSS	50	30
pH	(¹)	(¹)

¹ Within the range 6.0 to 9.0.

(g) The concentration of pollutants discharged from mills processing 5,000 metric tons (5,512 short tons) or more of molybdenum ores per year by purely physical methods including ore crushing, washing, jigging, heavy media separation shall not exceed:

Environmental Protection Agency

§ 440.103

Effluent characteristic	Effluent limitations	
	Maximum for any 1 day	Average of daily value for 30 consecutive days
	Milligrams per liter	
TSS	30	20
Cd10	.05
Cu30	.15
Zn	1.0	.5
As	1.0	.5
pH	(¹)	(¹)

¹ Within the range 6.0 to 9.0

(h) The concentration of pollutants discharged from mills processing 5,000 metric tons (5,512 short tons) or more of molybdenum ores per year by froth flotation methods shall not exceed:

Effluent characteristics	Effluent limitations	
	Maximum for any 1 day	Average of daily values for 30 consecutive days
	Milligrams per liter	
TSS	30	20
Cd10	.05
Cu30	.15
Zn	1.0	.5
As	1.0	.5
pH	(¹)	(¹)

¹ Within the range 6.0 to 9.0.

[47 FR 54609, Dec. 3, 1982, as amended at 53 FR 18788, May 24, 1988]

§ 440.103 Effluent limitations representing the degree of effluent reduction attainable by the application of the best available technology economically achievable (BAT).

Except as provided in subpart L of this part and 40 CFR 125.30 through 125.32, any existing point source subject to this subpart must achieve the following effluent limitations representing the degree of effluent reduction attainable by the application of the best available technology economically achievable (BAT):

(a) The concentration of pollutants discharged in mine drainage from mines that produce copper, lead, zinc, gold, silver, or molybdenum bearing ores or any combination of these ores from open-pit or underground operations other than placer deposits shall not exceed:

Effluent characteristic	Effluent limitations	
	Maximum for any 1 day	Average of daily values for 30 consecutive days
	Milligrams per liter	
Cu	0.30	0.15
Zn	1.5	0.75
Pb	0.6	0.3
Hg	0.002	0.001
Cd	0.10	0.05

(b) The concentration of pollutants discharged from mills that use the froth-flotation process alone, or in conjunction with other processes, for the beneficiation of copper, lead, zinc, gold, silver, or molybdenum ores or any combination of these ores shall not exceed:

Effluent characteristic	Effluent limitations	
	Maximum for any 1 day	Average of daily values for 30 consecutive days
	Milligrams per liter	
Cu	0.30	0.15
Zn	1.0	0.5
Pb	0.6	0.3
Hg	0.002	0.001
Cd	0.10	0.05

(c)(1) Except as provided in paragraph (c) of this section, there shall be no discharge of process wastewater to navigable waters from mine areas and mills processes and areas that use dump, heap, in situ leach or vat-leach processes to extract copper from ores or ore waste materials. The Agency recognizes that the elimination of the discharge of pollutants to navigable waters may result in an increase in discharges of some pollutants to other media. The Agency has considered these impacts and has addressed them in the preamble published on December 3, 1982.

(2) In the event that the annual precipitation falling on the treatment facility and the drainage area contributing surface runoff to the treatment facility exceeds the annual evaporation, a volume of water equal to the difference between annual precipitation falling on the treatment facility and the drainage area contributing surface runoff to the treatment facility

§ 440.104

40 CFR Ch. I (7-1-21 Edition)

and annual evaporation may be discharged subject to the limitations set forth in paragraph (a) of this section.

(d)(1) Except as provided in paragraph (d) of this section, there shall be no discharge of process wastewater to navigable waters from mills that use the cyanidation process to extract gold or silver. The Agency recognizes that the elimination of the discharge of pollutants to navigable waters may result in an increase in discharges of some pollutants to other media. The Agency has considered these impacts and has addressed them in the preamble published on December 3, 1982.

(2) In the event that the annual precipitation falling on the treatment facility and the drainage area contributing surface runoff to the treatment facility exceeds the annual evaporation, a volume of water equal to the difference between annual precipitation falling on the treatment facility and the drainage area contributing surface runoff to the treatment facility and annual evaporation may be discharged subject to the limitations set forth in paragraph (a) of this section.

[47 FR 54609, Dec. 3, 1982, as amended at 53 FR 18788, May 24, 1988]

§ 440.104 New source performance standards (NSPS).

Except as provided in subpart L of this part any new source subject to this subsection must achieve the following NSPS representing the degree of effluent reduction attainable by the application of the best available demonstrated technology (BADT):

(a) The concentration of pollutants discharged in mine drainage from mines that produce copper, lead, zinc, gold, silver, or molybdenum bearing ores or any combination of these ores from open-pit or underground operations other than placer deposits shall not exceed:

Effluent characteristic	Effluent limitations	
	Maximum for any 1 day	Average of daily values for 30 consecutive days
	Milligrams per liter	
Cu	0.30	0.15
Zn	1.5	0.75
Pb	0.6	0.3
Hg	0.002	0.001
Cd	0.10	0.05
pH	(¹)	(¹)
TSS	30.0	20.0

¹ Within the range 6.0 to 9.0.

(b)(1) Except as provided in paragraph (b) of this section, there shall be no discharge of process wastewater to navigable waters from mills that use the froth-flotation process alone, or in conjunction with other processes, for the beneficiation of copper, lead, zinc, gold, silver, or molybdenum ores or any combination of these ores. The Agency recognizes that the elimination of the discharge of pollutants to navigable waters may result in an increase in discharges of some pollutants to other media. The Agency has considered these impacts and has addressed them in the preamble published on December 3, 1982.

(2)(i) In the event that the annual precipitation falling on the treatment facility and the drainage area contributing surface runoff to the treatment facility exceeds the annual evaporation, a volume of water equal to the difference between annual precipitation falling on the treatment facility and the drainage area contributing surface runoff to the treatment facility and annual evaporation may be discharged subject to the limitations set forth in paragraph (a) of this section.

(ii) In the event there is a build up of contaminants in the recycle water which significantly interferes with the ore recovery process and this interference can not be eliminated through appropriate treatment of the recycle water, the permitting authority may allow a discharge of process wastewater in an amount necessary to correct the interference problem after installation of appropriate treatment. This discharge shall be subject to the limitations of paragraph (a) of this section. The facility shall have the burden of demonstrating to the permitting authority that the discharge is necessary

Environmental Protection Agency

§ 440.113

to eliminate interference in the ore recovery process and that the interference could not be eliminated through appropriate treatment of the recycle water.

(c)(1) Except as provided in paragraph (c) of this section, there shall be no discharge of process wastewater to navigable waters from mine areas and mills processes and areas that use dump, heap, in-situ leach or vat-leach processes to extract copper from ores or ore waste materials. The Agency recognizes that the elimination of the discharge of pollutants to navigable waters may result in an increase in discharges of some pollutants to other media. The Agency has considered these impacts and has addressed them in the preamble published on December 3, 1982.

(2) In the event that the annual precipitation falling on the treatment facility and the drainage area contributing surface runoff to the treatment facility exceeds the annual evaporation, a volume of water equal to the difference between annual precipitation falling on the treatment facility and the drainage area contributing surface runoff to the treatment facility and annual evaporation may be discharged subject to the limitations set forth in paragraph (a) of this section.

(d)(1) Except as provided in paragraph (d) of this section, there shall be no discharge of process wastewater to navigable waters from mills that use the cyanidation process to extract gold or silver. The Agency recognizes that the elimination of the discharge of pollutants to navigable waters may result in an increase in discharges of some pollutants to other media. The Agency has considered these impacts and has addressed them in the preamble published on December 3, 1982.

(2) In the event that the annual precipitation falling on the treatment facility and the drainage area contributing surface runoff to the treatment facility exceeds the annual evaporation, a volume of water equal to the difference between annual precipitation falling on the treatment facility and the drainage area contributing surface runoff to the treatment facility and annual evaporation may be dis-

charged subject to the limitations set forth in paragraph (a) of this section.

[47 FR 54609, Dec. 3, 1982, as amended at 53 FR 18788, May 24, 1988]

EFFECTIVE DATE NOTE: At 47 FR 54609, Dec. 3, 1982, part 440 was revised. § 440.104(b)(2)(ii) contains information collection requirements and will not become effective until approval has been given by the Office of Management and Budget.

§ 440.105 Effluent limitations representing the degree of effluent reduction attainable by the application of the best conventional pollutant control technology (BCT). [Reserved]

Subpart K—Platinum Ores Subcategory

§ 440.110 Applicability; description of the platinum ore subcategory.

The provisions of this subpart K are applicable to discharges from (a) mines that produce platinum ore and (b) mills that process platinum ore.

§ 440.111 [Reserved]

§ 440.112 Effluent limitations representing the degree of effluent reduction attainable by the application of the best practicable control technology currently available (BPT). [Reserved]

§ 440.113 Effluent limitations representing the degree of effluent reduction attainable by the application of the best available technology economically achievable (BAT).

Except as provided in subpart L of this part and 40 CFR 125.30 through 125.32, any existing point source subject to this subpart must achieve the following effluent limitations representing the degree of effluent reduction attainable by the application of the best available technology economically achievable (BAT):

(a) The concentration of pollutants discharged in mine drainage from mines that produce platinum bearing ores from open-pit or underground operations other than placer deposits shall not exceed:

§ 440.114

40 CFR Ch. I (7–1–21 Edition)

Effluent characteristic	Effluent limitations	
	Maximum for any 1 day	Average of daily values for 30 consecutive days
	Milligrams per liter	
Cu	0.30	0.15
Zn	1.5	0.75
Pb	0.6	0.3
Hg	0.002	0.001
Cd	0.10	0.05

(b) The concentration of pollutants discharged from mills that use the froth-flotation process alone, or in conjunction with other processes, for the beneficiation of platinum ores shall not exceed:

Effluent characteristic	Effluent limitations	
	Maximum for any 1 day	Average of daily values for 30 consecutive days
	Milligrams per liter	
Cu	0.30	0.15
Zn	1.0	0.5
Pb	0.6	0.3
Hg	0.002	0.001
Cd	0.10	0.05

§ 440.114 New source performance standards (NSPS). [Reserved]

§ 440.115 Effluent limitations representing the degree of effluent reduction attainable by the application of the best conventional pollutant control technology (BTC). [Reserved]

Subpart L—General Provisions and Definitions

§ 440.130 Applicability.

Abbreviations and methods of analysis set forth in 40 CFR part 401 shall apply to part 440 except as provided in these general provisions and definitions. The general provisions and definitions in this subpart apply to all subparts of part 440 unless otherwise noted.

§ 440.131 General provisions.

(a) *Combined waste streams.* In the event that waste streams from various subparts or segments of subparts in part 440 are combined for treatment and discharge, the quantity and concentration of each pollutant or pollut-

ant property in the combined discharge that is subject to effluent limitations shall not exceed the quantity and concentration of each pollutant or pollutant property that could have been discharged had each waste stream been treated separately. In addition, the discharge flow from the combined discharge shall not exceed the volume that could have been discharged had each waste stream been treated separately.

(b) *Storm exemption for facilities permitted to discharge.* If, as a result of precipitation or snowmelt, a source with an allowable discharge under 40 CFR part 440 has an overflow or excess discharge of effluent which does not meet the limitations of 40 CFR part 440, the source may qualify for an exemption from such limitations with respect to such discharge if the following conditions are met:

(1) The facility is designed, constructed and maintained to contain the maximum volume of wastewater which would be generated by the facility during a 24-hour period without an increase in volume from precipitation and the maximum volume of wastewater resulting from a 10-year, 24-hour precipitation event or treat the maximum flow associated with these volumes. In computing the maximum volume of wastewater which would result from a 10-year, 24-hour precipitation event, the facility must include the volume which would result from all areas contributing runoff to the individual treatment facility, *i.e.*, all runoff that is not diverted from the active mining area and runoff which is not diverted from the mill area.

(2) The facility takes all reasonable steps to maintain treatment of the wastewater and minimize the amount of overflow.

(3) The facility complies with the notification requirements of § 122.60 (g) and (h). The storm exemption is designed to provide an affirmative defense to an enforcement action. Therefore, the operator has the burden of demonstrating to the appropriate authority that the above conditions have been met.

(c) *Storm exemption for facilities not permitted to discharge.* If, as a result of precipitation (rainfall or snowmelt), a

source which is not permitted to discharge under 40 CFR part 440, has an overflow or discharge which violates the limitations of 40 CFR part 440, the source may qualify for an exemption from such limitations with respect to such discharge if the following conditions are met:

(1) The facility is designed, constructed, and maintained to contain the maximum volume of wastewater stored and contained by the facility during normal operating conditions without an increase in volume from precipitation and the maximum volume of wastewater resulting from a 10-year, 24-hour precipitation event. In computing the maximum volume of wastewater which would result from a 10-year, 24-hour precipitation event, the facility must include the volume which would result from all areas contributing runoff to the individual treatment facility, *i.e.*, all runoff that is not diverted from the area or process subject to zero discharge, and other runoff that is allowed to commingle with the influent to the treatment system.

(2) The facility takes all reasonable steps to minimize the overflow or excess discharge.

(3) The facility complies with the notification requirements of § 122.60(g) and (h). The storm exemption is designed to provide an affirmative defense to an enforcement action. Therefore, the operator has the burden of demonstrating to the appropriate authority that the above conditions have been met.

(d) *pH adjustment.* (1) Where the application of neutralization and sedimentation technology to comply with relevant metal limitations results in an inability to comply with the pH range of 6 to 9, the permit issuer may allow the pH level in the final effluent to slightly exceed 9.0 so that the copper, lead, zinc, mercury, and cadmium limitations will be achieved.

(2) In the case of a discharge into natural receiving waters for which the pH, if unaltered by human activities, is or would be less than 6.0 and approved water quality standards authorize such lower pH, the pH limitations for the discharge may be adjusted downward to the pH water quality criterion for

the receiving waters provided the other effluent limitations for the discharge are met. In no case shall a pH limitation below 5.0 be permitted.

(e) *Groundwater infiltration provision.* In the event a new source subject to a no discharge requirement can demonstrate that groundwater infiltration contributes a substantial amount of water to the tailing impoundment or wastewater holding facility, the permitting authority may allow the discharge of a volume of water equivalent to the amount of groundwater infiltration. This discharge shall be subject to the limitations for mine drainage applicable to the new source subcategory.

§ 440.132 General definitions.

(a) "Active mining area" is a place where work or other activity related to the extraction, removal, or recovery of metal ore is being conducted, except, with respect to surface mines, any area of land on or in which grading has been completed to return the earth to desired contour and reclamation work has begun.

(b) "Annual precipitation" and "annual evaporation" are the mean annual precipitation and mean annual lake evaporation, respectively, as established by the U.S. Department of Commerce, Environmental Science Services Administration, Environmental Data Services, or equivalent regional rainfall and evaporation data.

(c) "Appropriate treatment of the recycle water" in subpart J, § 440.104 includes, but is not limited to pH adjustment, settling and pH adjustment, settling, and mixed media filtration.

(d) "Groundwater infiltration" in § 440.131 means that water which enters the treatment facility as a result of the interception of natural springs, aquifers, or run-off which percolates into the ground and seeps into the treatment facility's tailings pond or wastewater holding facility and that cannot be diverted by ditching or grouting the tailings pond or wastewater holding facility.

(e) "In-situ leach methods" means the processes involving the purposeful introduction of suitable leaching solutions into a uranium ore body to dissolve the valuable minerals in place and the purposeful leaching of uranium

ore in a static or semistatic condition either by gravity through an open pile, or by flooding a confined ore pile. It does not include the natural dissolution of uranium by ground waters, the incidental leaching of uranium by mine drainage, nor the rehabilitation of aquifers and the monitoring of these aquifers.

(f) “Mill” is a preparation facility within which the metal ore is cleaned, concentrated, or otherwise processed before it is shipped to the customer, refiner, smelter, or manufacturer. A mill includes all ancillary operations and structures necessary to clean, concentrate, or otherwise process metal ore, such as ore and gangue storage areas and loading facilities.

(g) “Mine” is an active mining area, including all land and property placed under, or above the surface of such land, used in or resulting from the work of extracting metal ore or minerals from their natural deposits by any means or method, including secondary recovery of metal ore from refuse or other storage piles, wastes, or rock dumps and mill tailings derived from the mining, cleaning, or concentration of metal ores.

(h) “Mine drainage” means any water drained, pumped, or siphoned from a mine.

(i) “Ten (10)-year, 24-hour precipitation event” is the maximum 24-hour precipitation event with a probable recurrence interval of once in 10 years as established by the U.S. Department of Commerce, National Oceanic and Atmospheric Administration, National Weather Service, or equivalent regional or rainfall probability information.

(j) “U” (Uranium) is measured by the procedure discussed in 40 CFR 141.25(b)(2), or an equivalent method.

Subpart M—Gold Placer Mine Subcategory

SOURCE: 53 FR 18788, May 24, 1988, unless otherwise noted.

§ 440.140 Applicability; description of the gold placer mine subcategory.

(a) The provisions of this subpart M are applicable to discharges from—

(1) Mines and dredges that produce gold or gold bearing ores from placer deposits; and

(2) The beneficiation processes which use gravity separation methods for recovering gold from placer deposits.

(b) The provisions of this subpart M are not applicable to any mines or beneficiation processes which process less than 1500 cubic yards (cu yd) of ore per year, or to dredges which process less than 50,000 cu yd of ore per year, or to dredges located in open waters (*i.e.*, open bays, marine waters, or major rivers).

§ 440.141 Specialized definitions and provisions.

For the purpose of this subpart M, the general definitions, abbreviations, methods of analysis, and general provisions set forth in 40 CFR part 401 shall apply except as superseded by those below. The general provisions and definitions set forth in 40 CFR part 440, subpart L, shall not apply to this subpart.

(a) *Specialized definitions.* The following specialized definitions apply to this subpart only.

(1) “Beneficiation area” means the area of land used to stockpile ore immediately before the beneficiation process, the area of land used for the beneficiation process, the area of land used to stockpile the tailings immediately after the beneficiation process, and the area of land from the stockpiled tailings to the treatment system (*e.g.*, holding pond or settling pond, and the area of the treatment system).

(2) “Beneficiation process” means the dressing or processing of gold bearing ores for the purpose of—

(i) Regulating the size of, or recovering, the ore or product,

(ii) Removing unwanted constituents from the ore, and

(iii) Improving the quality, purity, or assay grade of a desired product.

(3) “Drainage water” means incidental surface waters from diverse sources such as rainfall, snow melt or permafrost melt.

(4) “Dredge” means a self-contained combination of an elevating excavator (*e.g.*, bucket line dredge), the beneficiation or gold-concentrating

plant, and a tailings disposal plant, all mounted on a floating barge.

(5) “Five (5) year, 6-hour precipitation event” means the maximum 6-hour precipitation event with a probable recurrence interval of once in 5 years as established by the U.S. Department of Commerce, National Oceanic and Atmospheric Administration, National Weather Service, or equivalent regional or rainfall probability information.

(6) “Gravity separation methods” means the treatment of mineral particles which exploits differences between their specific gravities. The separation is usually performed by means of sluices, jigs, classifiers, spirals, hydrocyclones, or shaking tables.

(7) “Infiltration water” means that water which permeates through the earth into the plant site.

(8) “Mine” means a place where work or other activity related to the extraction or recovery of ore is performed.

(9) “Mine area” means the land area from which overburden is stripped and ore is removed prior to moving the ore to the beneficiation area.

(10) “Mine drainage” means any water drained, pumped or siphoned from a mine.

(11) “New water” means water from any discrete source such as a river, creek, lake or well which is deliberately allowed or brought into the plant site.

(12) “Open cut mine” means any form of recovery of ore from the earth except by a dredge.

(13) “Ore” means gold placer deposit consisting of metallic gold-bearing gravels, which may be: residual, from weathering of rocks in-situ; river gravels in active streams; river gravels in abandoned and often buried channels; alluvial fans; sea-beaches; and sea-beaches now elevated and inland. Ore is the raw “bank run” material measured in place, before being moved by mechanical or hydraulic means to a beneficiation process.

(14) “Permit area” means the area of land specified or referred to in an NPDES permit in which active mining and related activities may occur that result in the discharge regulated under the terms of the permit. Usually this is specifically delineated in an NPDES

permit or permit application, but in other cases may be ascertainable from an Alaska Tri-agency permit application or similar document specifying the mine location, mining plan and similar data.

(15) “Plant site” means the area occupied by the mine, necessary haulage ways from the mine to the beneficiation process, the beneficiation area, the area occupied by the wastewater treatment facilities and the storage areas for waste materials and solids removed from the wastewaters during treatment.

(16) “Process wastewater” means all water used in and resulting from the beneficiation process, including but not limited to the water used to move the ore to and through the beneficiation process, the water used to aid in classification, and the water used in gravity separation, mine drainage, and infiltration and drainage waters which commingle with mine drainage or waters resulting from the beneficiation process.

(17) “Settleable solids” means the particulate material (both organic or inorganic) which will settle in one hour expressed in milliliters per liter (ml/l) as determined using an Imhoff cone and the method described for Residue—Settleable in 40 CFR part 136.

(b) *Specialized provisions—storm exemption.* This specialized provision applies to this subpart M only. If, as a result of precipitation (rainfall or snowmelt), a source subject to this subpart has an overflow or discharge of effluent which does not meet the limitations or standards of this subpart, the source may qualify for an exemption from such limitations and standards with respect to such discharge if the following conditions are met:

(1) The treatment system is designed, constructed, and maintained to contain the maximum volume of untreated process wastewater which would be discharged, stored, contained and used or recycled by the beneficiation process into the treatment system during a 4-hour operating period without an increase in volume from precipitation or infiltration, plus the maximum volume of water runoff resulting from a 5-year, 6-hour precipitation event. In computing the maximum volume of water

§ 440.142

which would result from a 5-year, 6-hour precipitation event, the operator must include the volume which would result from the plant site contributing runoff to the individual treatment facility.

(2) The operator takes all reasonable steps to maintain treatment of the wastewater and minimize the amount of overflow.

(3) The source is in compliance with the BMP in §140.148 and related provisions of its NPDES permit.

(4) The operator complies with the notification requirements of §122.41 (m) and (n) of this title. The storm exemption is designed to provide an affirmative defense to an enforcement action. Therefore, the operator has the burden of demonstrating to the appropriate authority that the above conditions have been met.

§ 440.142 Effluent limitations representing the degree of effluent reduction attainable by the application of the best practicable control technology currently available (BPT).

Except as provided in 40 CFR 125.30–125.32, any existing point source subject to this subpart must achieve the following effluent limitations representing the degree of effluent reduction attainable by the application of the best practicable control technology currently available (BPT):

(a) The concentration of pollutants discharged in process wastewater from an open-cut mine plant site shall not exceed:

Effluent limitations	
Effluent characteristics	Instantaneous maximum
Settleable solids	0.2 m/l

(b) The concentration of pollutants discharged in process wastewater from a dredge plant site shall not exceed:

Effluent characteristics	Effluent limitations—Instantaneous maximum
Settleable solids	0.2 m/l

40 CFR Ch. I (7–1–21 Edition)

§ 440.143 Effluent limitations representing the degree of effluent reduction attainable by the application of the best available technology economically achievable (BAT).

Except as provided in 40 CFR 125.30–125.32, any existing point source subject to this subpart must achieve the following effluent limitations representing the degree of effluent reduction attainable by the application of the best available technology economically achievable (BAT).

(a) The volume of process wastewater which may be discharged from an open-cut mine plant site shall not exceed the volume of infiltration, drainage and mine drainage waters which is in excess of the make up water required for operation of the beneficiation process. The concentration of pollutants in process wastewaters discharged from an open-cut mine plant site shall not exceed:

Effluent characteristics	Effluent limitations—Instantaneous maximum
Settleable solids	0.2 m/l

(b) The volume of process wastewater which may be discharged from a dredge plant site shall not exceed the volume of infiltration, drainage and mine drainage waters which is in excess of the make up water required for operation of the beneficiation process. The concentration of pollutants in process wastewater discharged from a dredge plant site shall not exceed:

Effluent characteristics	Effluent limitations—Instantaneous maximum
Settleable solids	0.2 m/l

§ 440.144 New source performance standards (NSPS).

Any new source subject to this subpart must achieve the following NSPS representing the degree of effluent reduction attainable by the application of the best available demonstrated technology:

(a) The volume of process wastewater which may be discharged from an open-cut mine plant site shall not exceed the volume of infiltration, drainage and

mine drainage waters which is in excess of the make up water required for operation of the beneficiation process. The concentration of pollutants in process wastewaters discharged from an open-cut mine plant site shall not exceed:

Effluent characteristics	Effluent limitations—Instantaneous maximum
Settleable solids	0.2 ml/l

(b) The volume of process wastewater which may be discharged from a dredge plant site shall not exceed the volume of infiltration, drainage and mine drainage waters which is in excess of the make up water required for operation of the beneficiation process. The concentration of pollutants in process wastewater discharged from a dredge plant site shall not exceed:

Effluent characteristics	Effluent limitations—Instantaneous maximum
Settleable solids	0.2 ml/l

(c) Notwithstanding any other provision of this chapter, the Regional Administrator or Director of a State agency with authority to administer the NPDES program shall in designating new source gold placer mines, take into account and base the decision on whether one or more of the following factors has occurred after May 24, 1988.

(1) The mine will operate outside of the permit area which is covered by a currently valid NPDES Permit.

(2) The mine significantly alters the nature or quantity of pollutants discharged.

(3) The mine discharges into a stream into which it has not discharged under its currently valid NPDES permit.

(4) The mine will operate in a permit area that has not been mined during the term of the currently valid NPDES permit.

(5) Such other factors as the Regional Administrator or state Director deems relevant.

§§ 440.145–440.147 [Reserved]

§ 440.148 Best Management Practices (BMP).

The following best management practices are specific requirements which shall be included in each NPDES permit for all mining operations regulated under this subpart to the greatest extent applicable in each such mining operation.

(a) *Surface water diversion:* The flow of surface waters into the plant site shall be interrupted and these waters diverted around and away from incursion into the plant site.

(b) *Berm construction:* Berms, including any pond walls, dikes, low dams and similar water retention structures shall be constructed in a manner such that they are reasonably expected to reject the passage of water.

(c) *Pollutant materials storage:* Measures shall be taken to assure that pollutant materials removed from the process water and wastewater streams will be retained in storage areas and not discharged or released to the waters of the United States.

(d) *New water control:* The amount of new water allowed to enter the plant site for use in ore processing shall be limited to the minimum amount required as make-up water for processing operations.

(e) *Maintenance of water control and solids retention devices:* All water control devices such as diversion structures and berms and all solids retention structures such as berms, dikes, pond structures and dams shall be maintained to continue their effectiveness and to protect from unexpected and catastrophic failure.

PART 441—DENTAL OFFICE POINT SOURCE CATEGORY

Sec.

441.10 Applicability.

441.20 General definitions.

441.30 Pretreatment standards for existing sources (PSES).

441.40 Pretreatment standards for new sources (PSNS).

441.50 Reporting and recordkeeping requirements.

AUTHORITY: 33 U.S.C. 1251, 1311, 1314, 1316, 1317, 1318, 1342, and 1361. 42 U.S.C. 13101–13103.

§ 441.10

40 CFR Ch. I (7–1–21 Edition)

SOURCE: 82 FR 27176, June 14, 2017, unless otherwise noted.

§ 441.10 Applicability.

(a) Except as provided in paragraphs (c), (d), and (e) of this section, this part applies to dental dischargers.

(b) Unless otherwise designated by the Control Authority, dental dischargers subject to this part are not Significant Industrial Users as defined in 40 CFR part 403, and are not “Categorical Industrial Users” or “industrial users subject to categorical pretreatment standards” as those terms and variations are used in 40 CFR part 403, as a result of applicability of this rule.

(c) This part does not apply to dental dischargers that exclusively practice one or more of the following dental specialties: Oral pathology, oral and maxillofacial radiology, oral and maxillofacial surgery, orthodontics, periodontics, or prosthodontics.

(d) This part does not apply to wastewater discharges from a mobile unit operated by a dental discharger.

(e) This part does not apply to dental dischargers that do not discharge any amalgam process wastewater to a POTW, such as dental dischargers that collect all dental amalgam process wastewater for transfer to a Centralized Waste Treatment facility as defined in 40 CFR part 437.

(f) Dental Dischargers that do not place dental amalgam, and do not remove amalgam except in limited emergency or unplanned, unanticipated circumstances, and that certify such to the Control Authority as required in § 441.50 are exempt from any further requirements of this part.

§ 441.20 General definitions.

For purposes of this part:

(a) *Amalgam process wastewater* means any wastewater generated and discharged by a dental discharger through the practice of dentistry that may contain dental amalgam.

(b) *Amalgam separator* means a collection device designed to capture and remove dental amalgam from the amalgam process wastewater of a dental facility.

(c) *Control Authority* is defined in 40 CFR 403.3(f).

(d) *Dental amalgam* means an alloy of elemental mercury and other metal(s) that is used in the practice of dentistry.

(e) *Dental Discharger* means a facility where the practice of dentistry is performed, including, but not limited to, institutions, permanent or temporary offices, clinics, home offices, and facilities owned and operated by Federal, state or local governments, that discharges wastewater to a publicly owned treatment works (POTW).

(f) *Duly Authorized Representative* is defined in 40 CFR 403.12(1)(3).

(g) *Existing Sources* means a dental discharger that is not a new source.

(h) *Mobile unit* means a specialized mobile self-contained van, trailer, or equipment used in providing dentistry services at multiple locations.

(i) *New Sources* means a dental discharger whose first discharge to a POTW occurs after July 14, 2017.

(j) *Publicly Owned Treatment Works* is defined in 40 CFR 403.3(q).

§ 441.30 Pretreatment standards for existing sources (PSES).

No later than July 14, 2020, any existing source subject to this part must achieve the following pretreatment standards:

(a) Removal of dental amalgam solids from all amalgam process wastewater by one of the following methods:

(1) Installation, operation, and maintenance of one or more amalgam separators that meet the following requirements:

(i) Compliant with either the American National Standards Institute (ANSI) American National Standard/American Dental Association (ADA) Specification 108 for Amalgam Separators (2009) with Technical Addendum (2011) or the International Organization for Standardization (ISO) 11143 Standard (2008) or subsequent versions so long as that version requires amalgam separators to achieve at least a 95% removal efficiency. Compliance must be assessed by an accredited testing laboratory under ANSI’s accreditation program for product certification or a testing laboratory that is a signatory

to the International Laboratory Accreditation Cooperation's Mutual Recognition Arrangement. The testing laboratory's scope of accreditation must include ANSI/ADA 108-2009 or ISO 11143.

(ii) The amalgam separator(s) must be sized to accommodate the maximum discharge rate of amalgam process wastewater.

(iii) A dental discharger subject to this part that operates an amalgam separator that was installed at a dental facility prior to June 14, 2017, satisfies the requirements of paragraphs (a)(1)(i) and (ii) of this section until the existing separator is replaced as described in paragraph (a)(1)(v) of this section or until June 14, 2027, whichever is sooner.

(iv) The amalgam separator(s) must be inspected in accordance with the manufacturer's operating manual to ensure proper operation and maintenance of the separator(s) and to confirm that all amalgam process wastewater is flowing through the amalgam retaining portion of the amalgam separator(s).

(v) In the event that an amalgam separator is not functioning properly, the amalgam separator must be repaired consistent with manufacturer instructions or replaced with a unit that meets the requirements of paragraphs (a)(i) and (ii) of this section as soon as possible, but no later than 10 business days after the malfunction is discovered by the dental discharger, or an agent or representative of the dental discharger.

(vi) The amalgam retaining units must be replaced in accordance with the manufacturer's schedule as specified in the manufacturer's operating manual or when the amalgam retaining unit has reached the maximum level, as specified by the manufacturer in the operating manual, at which the amalgam separator can perform to the specified efficiency, whichever comes first.

(2) Installation, operation, and maintenance of one or more amalgam removal device(s) other than an amalgam separator. The amalgam removal device must meet the following requirements:

(i) Removal efficiency of at least 95 percent of the mass of solids from all amalgam process wastewater. The re-

moval efficiency must be calculated in grams recorded to three decimal places, on a dry weight basis. The removal efficiency must be demonstrated at the maximum water flow rate through the device as established by the device manufacturer's instructions for use.

(ii) The removal efficiency must be determined using the average performance of three samples. The removal efficiency must be demonstrated using a test sample of dental amalgam that meets the following particle size distribution specifications: 60 percent by mass of particles that pass through a 3150 μm sieve but which do not pass through a 500 μm sieve, 10 percent by mass of particles that pass through a 500 μm sieve but which do not pass through a 100 μm sieve, and 30 percent by mass of particles that pass through a 100 μm sieve. Each of these three specified particle size distributions must contain a representative distribution of particle sizes.

(iii) The device(s) must be sized to accommodate the maximum discharge rate of amalgam process wastewater.

(iv) The device(s) must be accompanied by the manufacturer's manual providing instructions for use including the frequency for inspection and collecting container replacement such that the unit is replaced once it has reached the maximum filling level at which the device can perform to the specified efficiency.

(v) The device(s) must be inspected in accordance with the manufacturer's operation manual to ensure proper operation and maintenance, including confirmation that amalgam process wastewater is flowing through the amalgam separating portion of the device(s).

(vi) In the event that a device is not functioning properly, it must be repaired consistent with manufacturer instructions or replaced with a unit that meets the requirements of paragraphs (a)(2)(i) through (iii) of this section as soon as possible, but no later than 10 business days after the malfunction is discovered by the dental discharger, or an agent or representative of the dental discharger.

(vii) The amalgam retaining unit(s) of the device(s) must be replaced as

specified in the manufacturer's operating manual, or when the collecting container has reached the maximum filling level, as specified by the manufacturer in the operating manual, at which the amalgam separator can perform to the specified efficiency, whichever comes first.

(viii) The demonstration of the device(s) under paragraphs (a)(2)(i) through (iii) of this section must be documented in the One-Time Compliance Report.

(b) Implementation of the following best management practices (BMPs):

(1) Waste amalgam including, but not limited to, dental amalgam from chair-side traps, screens, vacuum pump filters, dental tools, cuspidors, or collection devices, must not be discharged to a POTW.

(2) Dental unit water lines, chair-side traps, and vacuum lines that discharge amalgam process wastewater to a POTW must not be cleaned with oxidizing or acidic cleaners, including but not limited to bleach, chlorine, iodine and peroxide that have a pH lower than 6 or greater than 8.

(c) All material is available for inspection at EPA's Water Docket, EPA West, 1301 Constitution Avenue NW., Room 3334, Washington, DC 20004, Telephone: 202-566-2426, and is available from the sources listed below.

(1) The following standards are available from the American Dental Association (ADA), 211 East Chicago Ave., Chicago IL 60611-2678, Telephone 312-440-2500, <http://www.ada.org>.

(i) ANSI/ADA Specification No. 108:2009, American National Standard/American Dental Association Specification No. 108 Amalgam Separators. February 2009.

(ii) ANSI/ADA Specification No. 108:2009 Addendum, American National Standard/American Dental Association Specification No. 108 Amalgam Separators, Addendum. November 2011.

(2) The following standards are available from the American National Standards Institute (ANSI), 25 West 43rd Street, 4th Floor, New York, NY 10036, Telephone 212-642-4900, <http://webstore.ansi.org>.

(i) International Standard ISO 1143:2008, Dentistry—Amalgam Separators. Second edition, July 1, 2008.

(ii) [Reserved]

[82 FR 27176, June 14, 2017; 82 FR 28777, June 26, 2017; 82 FR 30997, July 5, 2017]

§ 441.40 Pretreatment standards for new sources (PSNS).

As of July 14, 2017, any new source subject to this part must comply with the requirements of § 441.30(a) and (b) and the reporting and recordkeeping requirements of § 441.50.

§ 441.50 Reporting and recordkeeping requirements.

(a) Dental Dischargers subject to this part must comply with the following reporting requirements in lieu of the otherwise applicable requirements in 40 CFR 403.12(b), (d), (e), and (g).

(1) *One-Time Compliance Report deadlines.* For existing sources, a One-Time Compliance Report must be submitted to the Control Authority no later than October 12, 2020, or 90 days after a transfer of ownership. For new sources, a One-Time Compliance Report must be submitted to the Control Authority no later than 90 days following the introduction of wastewater into a POTW.

(2) *Signature and certification.* The One-Time Compliance Report must be signed and certified by a responsible corporate officer, a general partner or proprietor if the dental discharger is a partnership or sole proprietorship, or a duly authorized representative in accordance with the requirements of 40 CFR 403.12(1).

(3) *Contents.* (i) The One-Time Compliance Report for dental dischargers subject to this part that do not place or remove dental amalgam as described at § 441.10(f) must include the: facility name, physical address, mailing address, contact information, name of the operator(s) and owner(s); and a certification statement that the dental discharger does not place dental amalgam and does not remove amalgam except in limited circumstances.

(ii) The One-Time Compliance Report for dental dischargers subject to the standards of this part must include:

(A) The facility name, physical address, mailing address, and contact information.

(B) Name(s) of the operator(s) and owner(s).

(C) A description of the operation at the dental facility including: The total number of chairs, the total number of chairs at which dental amalgam may be present in the resulting wastewater, and a description of any existing amalgam separator(s) or equivalent device(s) currently operated to include, at a minimum, the make, model, year of installation.

(D) Certification that the amalgam separator(s) or equivalent device is designed and will be operated and maintained to meet the requirements specified in § 441.30 or § 441.40.

(E) Certification that the dental discharger is implementing BMPs specified in § 441.30(b) or § 441.40(b) and will continue to do so.

(F) The name of the third-party service provider that maintains the amalgam separator(s) or equivalent device(s) operated at the dental office, if applicable. Otherwise, a brief description of the practices employed by the facility to ensure proper operation and maintenance in accordance with § 441.30 or § 441.40.

(4) *Transfer of ownership notification.* If a dental discharger transfers ownership of the facility, the new owner must submit a new One-Time Compliance Report to the Control Authority no later than 90 days after the transfer.

(5) *Retention period.* As long as a Dental Discharger subject to this part is in operation, or until ownership is transferred, the Dental Discharger or an agent or representative of the dental discharger must maintain the One-Time Compliance Report required at paragraph (a) of this section and make it available for inspection in either physical or electronic form.

(b) Dental Dischargers or an agent or representative of the dental discharger must maintain and make available for inspection in either physical or electronic form, for a minimum of three years:

(1) Documentation of the date, person(s) conducting the inspection, and results of each inspection of the amalgam separator(s) or equivalent device(s), and a summary of follow-up actions, if needed.

(2) Documentation of amalgam retaining container or equivalent con-

tainer replacement (including the date, as applicable).

(3) Documentation of all dates that collected dental amalgam is picked up or shipped for proper disposal in accordance with 40 CFR 261.5(g)(3), and the name of the permitted or licensed treatment, storage or disposal facility receiving the amalgam retaining containers.

(4) Documentation of any repair or replacement of an amalgam separator or equivalent device, including the date, person(s) making the repair or replacement, and a description of the repair or replacement (including make and model).

(5) Dischargers or an agent or representative of the dental discharger must maintain and make available for inspection in either physical or electronic form the manufacturers operating manual for the current device.

PART 442—TRANSPORTATION EQUIPMENT CLEANING POINT SOURCE CATEGORY

Sec.

442.1 General applicability.

442.2 General definitions.

442.3 General pretreatment standards.

Subpart A—Tank Trucks and Intermodal Tank Containers Transporting Chem- ical and Petroleum Cargos

442.10 Applicability.

442.11 Effluent limitations attainable by the application of the best practicable control technology currently available (BPT).

442.12 Effluent limitations attainable by the application of the best conventional pollutant control technology (BCT).

442.13 Effluent limitations attainable by the application of best available technology economically achievable (BAT).

442.14 New source performance standards (NSPS).

442.15 Pretreatment standards for existing sources (PSES).

442.16 Pretreatment standards for new sources (PSNS).

Subpart B—Rail Tank Cars Transporting Chemical and Petroleum Cargos

442.20 Applicability.

442.21 Effluent limitations attainable by the application of the best practicable control technology currently available (BPT).

§ 442.1

40 CFR Ch. I (7–1–21 Edition)

- 442.22 Effluent limitations attainable by the application of the best conventional pollutant control technology (BCT).
- 442.23 Effluent limitations attainable by the application of best available technology economically achievable (BAT).
- 442.24 New source performance standards (NSPS).
- 442.25 Pretreatment standards for existing sources (PSES).
- 442.26 Pretreatment standards for new sources (PSNS).

Subpart C—Tank Barges and Ocean/Sea Tankers Transporting Chemical and Petroleum Cargos

- 442.30 Applicability.
- 442.31 Effluent limitations attainable by the application of the best practicable control technology currently available (BPT).
- 442.32 Effluent limitations attainable by the application of the best conventional pollutant control technology (BCT).
- 442.33 Effluent limitations attainable by the application of best available technology economically achievable (BAT).
- 442.34 New source performance standards (NSPS).
- 442.35 Pretreatment standards for existing sources (PSES).
- 442.36 Pretreatment standards for new sources (PSNS).

Subpart D—Tanks Transporting Food Grade Cargos

- 442.40 Applicability.
- 442.41 Effluent limitations attainable by the application of the best practicable control technology currently available (BPT).
- 442.42 Effluent limitations attainable by the application of the best conventional pollutant control technology (BCT).
- 442.43 Effluent limitations attainable by the application of best available technology economically achievable (BAT). [Reserved]
- 442.44 New source performance standards (NSPS).

AUTHORITY: 33 U.S.C. 1311, 1314, 1316, 1317, 1318, 1342 and 1361.

SOURCE: 65 FR 49700, Aug. 14, 2000, unless otherwise noted.

§ 442.1 General applicability.

(a) As defined more specifically in each subpart, and except for discharges specified in paragraph (b) of this section, this part applies to discharges resulting from cleaning the interior of tanks used to transport chemical, petroleum or food grade cargos. This part

does not apply to facilities that clean only the exteriors of transportation equipment. Operations which may be subject to this part typically are reported under a wide variety of Standard Industrial Classification (SIC) codes. Several of the most common SIC codes include: SIC 7699, SIC 4741, or SIC 4491 (1987 SIC Manual).

(b) This part is not applicable to the following discharges:

(1) Wastewaters associated with tank cleanings operated in conjunction with other industrial, commercial, or Publicly Owned Treatment Works (POTW) operations, provided that the cleaning is limited to tanks that previously contained raw materials, by-products, or finished products that are associated with the facility's on-site processes.

(2) Wastewaters resulting from cleaning the interiors of drums, intermediate bulk containers, or closed-top hoppers.

(3) Wastewater from a facility that discharges less than 100,000 gallons per year of transportation equipment cleaning process wastewater.

§ 442.2 General definitions.

(a) In addition to the general definitions and abbreviations at 40 CFR part 401, the following definitions shall apply to this part:

Chemical cargos mean, but are not limited to, the following: latex, rubber, plastics, plasticizers, resins, soaps, detergents, surfactants, agricultural chemicals and pesticides, hazardous waste, organic chemicals including: alcohols, aldehydes, formaldehydes, phenols, peroxides, organic salts, amines, amides, other nitrogen compounds, other aromatic compounds, aliphatic organic chemicals, glycols, glycerines, and organic polymers; refractory organic compounds including: ketones, nitriles, organo-metallic compounds containing chromium, cadmium, mercury, copper, zinc; and inorganic chemicals including: aluminum sulfate, ammonia, ammonium nitrate, ammonium sulfate, and bleach. Cargos which are not considered to be food grade or petroleum cargos are considered to be chemical cargos.

Closed-top hopper means a completely enclosed storage vessel used to transport dry bulk cargos, either by truck,

Environmental Protection Agency

§ 442.2

rail, or barge. Closed-top hoppers are not designed or constructed to carry liquid cargos and are typically used to transport grain, soybeans, soy meal, soda ash, lime, fertilizer, plastic pellets, flour, sugar, and similar commodities or cargos. The cargos transported come in direct contact with the hopper interior. Closed-top hoppers are also commonly referred to as dry bulk hoppers.

Drums mean metal or plastic cylindrical containers with either an open-head or a tight-head (also known as bung-type top) used to hold liquid, solid, or gaseous commodities or cargos which are in direct contact with the container interior. Drums typically range in capacity from 30 to 55 gallons.

Food grade cargos mean edible and non-edible food products. Specific examples of food grade cargos include, but are not limited to, the following: alcoholic beverages, animal by-products, animal fats, animal oils, caramel, caramel coloring, chocolate, corn syrup and other corn products, dairy products, dietary supplements, eggs, flavorings, food preservatives, food products that are not suitable for human consumption, fruit juices, honey, lard, molasses, non-alcoholic beverages, sweeteners, tallow, vegetable oils, and vinegar.

Heel means any material remaining in a tank following unloading, delivery, or discharge of the transported cargo. Heels may also be referred to as container residue, residual materials or residuals.

Intermediate bulk container ("IBC" or "Tote") means a completely enclosed storage vessel used to hold liquid, solid, or gaseous commodities or cargos which are in direct contact with the container interior. IBCs may be loaded onto flat beds for either truck or rail transport, or onto ship decks for water transport. IBCs are portable containers with 450 liters (119 gallons) to 3000 liters (793 gallons) capacity. IBCs are also commonly referred to as totes or tote bins.

Intermodal tank container means a completely enclosed storage vessel used to hold liquid, solid, or gaseous commodities or cargos which come in direct contact with the tank interior. Intermodal tank containers may be

loaded onto flat beds for either truck or rail transport, or onto ship decks for water transport. Containers larger than 3000 liters capacity are considered intermodal tank containers. Containers smaller than 3000 liters capacity are considered IBCs.

Ocean/sea tanker means a self or non-self-propelled vessel constructed or adapted to transport liquid, solid or gaseous commodities or cargos in bulk in cargo spaces (or tanks) through oceans and seas, where the commodity or cargo carried comes in direct contact with the tank interior. There are no maximum or minimum vessel or tank volumes.

On-site means within the contiguous and non-contiguous established boundaries of a facility.

Petroleum cargos mean products of the fractionation or straight distillation of crude oil, redistillation of unfinished petroleum derivatives, cracking, or other refining processes. For purposes of this rule, petroleum cargos also include products obtained from the refining or processing of natural gas and coal. For purposes of this rule, specific examples of petroleum products include but are not limited to: asphalt; benzene; coal tar; crude oil; cutting oil; ethyl benzene; diesel fuel; fuel additives; fuel oils; gasoline; greases; heavy, medium, and light oils; hydraulic fluids, jet fuel; kerosene; liquid petroleum gases (LPG) including butane and propane; lubrication oils; mineral spirits; naphtha; olefin, paraffin, and other waxes; tall oil; tar; toluene; xylene; and waste oil.

Pollution Prevention Allowable Discharge for this subpart means the quantity of/concentrations of pollutants in wastewaters being discharged to publicly owned treatment works after a facility has demonstrated compliance with the Pollutant Management Plan provisions in § 442.15(b), § 442.16(b), § 442.25(b), or § 442.26(b) of this part.

Prerinse/presteam means a rinse, typically with hot or cold water, performed at the beginning of the cleaning sequence to remove residual material from the tank interior.

Presolve wash means the use of diesel, kerosene, gasoline, or any other type of fuel or solvent as a tank interior cleaning solution.

Rail Tank Car means a completely enclosed storage vessel pulled by a locomotive that is used to transport liquid, solid, or gaseous commodities or cargos over railway access lines. A rail tank car storage vessel may have one or more storage compartments and the stored commodities or cargos come in direct contact with the tank interior. There are no maximum or minimum vessel or tank volumes.

Tank barge means a non-self-propelled vessel constructed or adapted primarily to carry liquid, solid or gaseous commodities or cargos in bulk in cargo spaces (or tanks) through rivers and inland waterways, and may occasionally carry commodities or cargos through oceans and seas when in transit from one inland waterway to another. The commodities or cargos transported are in direct contact with the tank interior. There are no maximum or minimum vessel or tank volumes.

Tank truck means a motor-driven vehicle with a completely enclosed storage vessel used to transport liquid, solid or gaseous materials over roads and highways. The storage vessel or tank may be detachable, as with tank trailers, or permanently attached. The commodities or cargos transported come in direct contact with the tank interior. A tank truck may have one or more storage compartments. There are no maximum or minimum vessel or tank volumes. Tank trucks are also commonly referred to as cargo tanks or tankers.

Transportation equipment cleaning (TEC) process wastewater means all wastewaters associated with cleaning the interiors of tanks including: tank trucks; rail tank cars; intermodal tank containers; tank barges; and ocean/sea tankers used to transport commodities or cargos that come into direct contact with the interior of the tank or container. At those facilities that clean tank interiors, TEC process wastewater also includes wastewater generated from washing vehicle exteriors, equipment and floor washings, TEC-contaminated stormwater, wastewater prerinse cleaning solutions, chemical cleaning solutions, and final rinse solutions. TEC process wastewater is defined to include only wastewater gen-

erated from a regulated TEC subcategory. Therefore, TEC process wastewater does not include wastewater generated from cleaning hopper cars, or from food grade facilities discharging to a POTW. Wastewater generated from cleaning tank interiors for purposes of shipping products (*i.e.*, cleaned for purposes other than maintenance and repair) is considered TEC process wastewater. Wastewater generated from cleaning tank interiors for the purposes of maintenance and repair on the tank is not considered TEC process wastewater. Facilities that clean tank interiors solely for the purposes of repair and maintenance are not regulated under this part.

(b) The parameters regulated in this part and listed with approved methods of analysis in Table IB at 40 CFR 136.3, are defined as follows:

- (1) *BOD₅* means 5-day biochemical oxygen demand.
- (2) *Cadmium* means total cadmium.
- (3) *Chromium* means total chromium.
- (4) *Copper* means total copper.
- (5) *Lead* means total lead.
- (6) *Mercury* means total mercury
- (7) *Nickel* means total nickel.
- (8) *Oil and Grease (HEM)* means oil and grease (Hexane-Extractable Material) measured by Method 1664.
- (9) *Non-polar material (SGT-HEM)* means the non-polar fraction of oil and grease (Silica Gel Treated Hexane-Extractable Material) measured by Method 1664.
- (10) *TSS* means total suspended solids.
- (11) *Zinc* means total zinc.

(c) The parameters regulated in this part and listed with approved methods of analysis in Table IC at 40 CFR 136.3, are as follows:

- (1) Fluoranthene.
- (2) Phenanthrene.

§ 442.3 General pretreatment standards.

Any source subject to this part that introduces process wastewater pollutants into a publicly owned treatment works (POTW) must comply with 40 CFR part 403.

Environmental Protection Agency

§ 442.15

Subpart A—Tank Trucks and Intermodal Tank Containers Transporting Chemical and Petroleum Cargos

§ 442.10 Applicability.

This subpart applies to discharges resulting from the cleaning of tank trucks and intermodal tank containers which have been used to transport chemical or petroleum cargos.

§ 442.11 Effluent limitations attainable by the application of the best practicable control technology currently available (BPT).

Except as provided in 40 CFR 125.30 through 125.32, any existing point source subject to this subpart must achieve the following effluent limitations representing the application of BPT:

(a) Effluent Limitations

Regulated parameter	Maximum daily ¹	Maximum monthly avg. ¹
BOD ₅	61	22
TSS	58	26
Oil and grease (HEM)	36	16
Copper	0.84
Mercury	0.0031
pH	(²)	(²)

¹ Mg/L (ppm)

² Within 6 to 9 at all times.

§ 442.12 Effluent limitations attainable by the application of the best conventional pollutant control technology (BCT).

Except as provided in 40 CFR 125.30 through 125.32, any existing point source subject to this subpart must achieve the following effluent limitations representing the application of BCT: Limitations for BOD₅, TSS, oil and grease (HEM) and pH are the same as the corresponding limitation specified in § 442.11.

§ 442.13 Effluent limitations attainable by the application of best available technology economically achievable (BAT).

Except as provided in 40 CFR 125.30 through 125.32, any existing point source subject to this subpart must achieve the following effluent limitations representing the application of BAT: Limitations for copper, mercury, and oil and grease (HEM) are the same

as the corresponding limitation specified in § 442.11.

§ 442.14 New source performance standards (NSPS).

Any new point source subject to this subpart must achieve the following performance standards: Standards for BOD₅, TSS, oil and grease (HEM), copper, mercury, and pH are the same as the corresponding limitation specified in § 442.11.

§ 442.15 Pretreatment standards for existing sources (PSES).

(a) Except as provided in 40 CFR 403.7 and 403.13 or in paragraph (b) of this section, no later than August 14, 2003, any existing source subject to this subpart which introduces pollutants into a publicly owned treatment works must achieve PSES as follows:

TABLE—PRETREATMENT STANDARDS

Regulated parameter	Maximum daily ¹
Non-polar material (SGT-HEM)	26
Copper	0.84
Mercury	0.0031

¹ Mg/L (ppm).

(b) As an alternative to achieving PSES as defined in paragraph (a) of this section, any existing source subject to paragraph (a) of this section may have a pollution prevention allowable discharge of wastewater pollutants, as defined in § 442.2, if the source agrees to control mechanism with the control authority as follows:

(1) The discharger shall prepare a Pollutant Management Plan that satisfies the requirements as specified in paragraph (b)(5) of this section, and the discharger shall conduct its operations in accordance with that plan.

(2) The discharger shall notify its local control authority prior to renewing or modifying its individual control mechanism or pretreatment agreement of its intent to achieve the pollution prevention allowable discharge pretreatment standard by submitting to the local control authority a certification statement of its intent to utilize a Pollutant Management Plan as specified in paragraph (b)(1) of this section. The certification statement must be

§ 442.16

40 CFR Ch. I (7–1–21 Edition)

signed by the responsible corporate officer as defined in 40 CFR 403.12(l);

(3) The discharger shall submit a copy of its Pollutant Management Plan as described in paragraph (b)(1) of this section to the appropriate control authority at the time he/she applies to renew, or modify its individual control mechanism or pretreatment agreement; and

(4) The discharger shall maintain at the offices of the facility and make available for inspection the Pollutant Management Plan as described in paragraph (b)(1) of this section.

(5) The Pollutant Manager Plan shall include:

(i) Procedures for identifying cargos, the cleaning of which is likely to result in discharges of pollutants that would be incompatible with treatment at the POTW;

(ii) For cargos identified as being incompatible with treatment at the POTW, the Plan shall provide that heels be fully drained, segregated from other wastewaters, and handled in an appropriate manner;

(iii) For cargos identified as being incompatible with treatment at the POTW, the Plan shall provide that the tank be prerinsed or presteamed as appropriate and the wastewater segregated from wastewaters to be discharged to the POTW and handled in an appropriate manner, where necessary to ensure that they do not cause or contribute to a discharge that would be incompatible with treatment at the POTW;

(iv) All spent cleaning solutions, including interior caustic washes, interior presolve washes, interior detergent washes, interior acid washes, and exterior acid brightener washes shall be segregated from other wastewaters and handled in an appropriate manner, where necessary to ensure that they do not cause or contribute to a discharge that would be incompatible with treatment at the POTW;

(v) Provisions for appropriate recycling or reuse of cleaning agents;

(vi) Provisions for minimizing the use of toxic cleaning agents (solvents, detergents, or other cleaning or brightening solutions);

(vii) Provisions for appropriate recycling or reuse of segregated

wastewaters (including heels and prerinse/pre-steam wastes);

(viii) Provisions for off-site treatment or disposal, or effective pre-treatment of segregated wastewaters (including heels, prerinse/pre-steam wastes, spent cleaning solutions);

(ix) Information on the volumes, content, and chemical characteristics of cleaning agents used in cleaning or brightening operations; and

(x) Provisions for maintaining appropriate records of heel management procedures, prerinse/pre-steam management procedures, cleaning agent management procedures, operator training, and proper operation and maintenance of any pre-treatment system;

§ 442.16 Pretreatment standards for new sources (PSNS).

(a) Except as provided in 40 CFR 403.7 and 403.13 or in paragraph (b) of this section, any new source subject to this subpart which introduces pollutants into a publicly owned treatment works must achieve PSNS as follows:

TABLE—PRETREATMENT STANDARDS

Regulated parameter	Maximum daily ¹
Non-polar material (SGT-HEM)	26
Copper	0.84
Mercury	0.0031

¹ Mg/L (ppm).

(b) As an alternative to achieving PSNS as defined in paragraph (a) of this section, any new source subject to paragraph (a) of this section may have a pollution prevention allowable discharge of wastewater pollutants, as defined in § 442.2, if the source agrees to a control mechanism with the control authority as follows:

(1) The discharger shall prepare a Pollutant Management Plan that satisfies the requirements as specified in paragraph (b)(5) of this section, and the discharger shall conduct its operations in accordance with that plan.

(2) The discharger shall notify its local control authority prior to obtaining, renewing, or modifying its individual control mechanism or pretreatment agreement of its intent to achieve the pollution prevention allowable discharge pretreatment standard by submitting to the local control authority a certification statement of

Environmental Protection Agency

§ 442.21

its intent to utilize a Pollutant Management Plan as specified in paragraph (b)(1) of this section. The certification statement must be signed by the responsible corporate officer as defined in 40 CFR 403.12(1);

(3) The discharger shall submit a copy of its Pollutant Management Plan as described in paragraph (b)(1) of this section to the appropriate control authority at the time he/she applies to renew, or modify its individual control mechanism or pretreatment agreement; and

(4) The discharger shall maintain at the offices of the facility and make available for inspection the Pollutant Management Plan as described in paragraph (b)(1) of this section.

(5) The Pollutant Management Plan shall include:

(i) Procedures for identifying cargos, the cleaning of which is likely to result in discharges of pollutants that would be incompatible with treatment at the POTW;

(ii) For cargos identified as being incompatible with treatment at the POTW, the Plan shall provide that heels be fully drained, segregated from other wastewaters, and handled in an appropriate manner;

(iii) For cargos identified as being incompatible with treatment at the POTW, the Plan shall provide that the tank be prerinsed or presteamed as appropriate and the wastewater segregated from wastewaters to be discharged to the POTW and handled in an appropriate manner, where necessary to ensure that they do not cause or contribute to a discharge that would be incompatible with treatment at the POTW;

(iv) All spent cleaning solutions, including interior caustic washes, interior presolve washes, interior detergent washes, interior acid washes, and exterior acid brightener washes shall be segregated from other wastewaters and handled in an appropriate manner, where necessary to ensure that they do not cause or contribute to a discharge that would be incompatible with treatment at the POTW;

(v) Provisions for appropriate recycling or reuse of cleaning agents;

(vi) Provisions for minimizing the use of toxic cleaning agents (solvents,

detergents, or other cleaning or brightening solutions);

(vii) Provisions for appropriate recycling or reuse of segregated wastewaters (including heels and prerinse/pre-steam wastes);

(viii) Provisions for off-site treatment or disposal, or effective pre-treatment of segregated wastewaters (including heels, prerinse/pre-steam wastes, spent cleaning solutions);

(ix) Information on the volumes, content, and chemical characteristics of cleaning agents used in cleaning or brightening operations; and

(x) Provisions for maintaining appropriate records of heel management procedures, prerinse/pre-steam management procedures, cleaning agent management procedures, operator training, and proper operation and maintenance of any pre-treatment system.

[65 FR 49700, Aug. 14, 2000, as amended at 70 FR 5061, Feb. 1, 2005]

Subpart B—Rail Tank Cars Transporting Chemical and Petroleum Cargos

§ 442.20 Applicability.

This subpart applies to discharges resulting from the cleaning of rail tank cars which have been used to transport chemical or petroleum cargos.

§ 442.21 Effluent limitations attainable by the application of the best practicable control technology currently available (BPT).

Except as provided in 40 CFR 125.30 through 125.32, any existing point source subject to this subpart must achieve the following effluent limitations representing the application of BPT:

TABLE—EFFLUENT LIMITATIONS

Regulated parameter	Maximum daily ¹	Maximum monthly avg. ¹
BOD ₅	61	22
TSS	58	26
Oil and grease (HEM)	36	16
Fluoranthene	0.076	
Phenanthrene	0.34	
pH	(²)	(²)

¹ Mg/L (ppm).

² Within 6 to 9 at all times.

§ 442.22 Effluent limitations attainable by the application of the best conventional pollutant control technology (BCT).

Except as provided in 40 CFR 125.30 through 125.32, any existing point source subject to this subpart must achieve the following effluent limitations representing the application of BCT: Limitations for BOD₅, TSS, oil and grease (HEM) and pH are the same as the corresponding limitation specified in § 442.21.

§ 442.23 Effluent limitations attainable by the application of best available technology economically achievable (BAT).

Except as provided in 40 CFR 125.30 through 125.32, any existing point source subject to this subpart must achieve the following effluent limitations representing the application of BAT: Limitations for fluoranthene, phenanthrene, and oil and grease (HEM) are the same as the corresponding limitation specified in § 442.21.

§ 442.24 New source performance standards (NSPS).

Any new point source subject to this subpart must achieve the following performance standards: Standards for BOD₅, TSS, oil and grease (HEM), fluoranthene, phenanthrene and pH are the same as the corresponding limitation specified in § 442.21.

§ 442.25 Pretreatment standards for existing sources (PSES).

(a) Except as provided in 40 CFR 403.7 and 403.13 or in paragraph (b) of this section, no later than August 14, 2003 any existing source subject to this subpart which introduces pollutants into a publicly owned treatment works must achieve PSES as follows:

TABLE—PRETREATMENT STANDARDS¹

Regulated parameter	Maximum daily ¹
Non-polar material (SGT-HEM)	26
Fluoranthene	0.076
Phenanthrene	0.34

¹ Mg/L (ppm).

(b) As an alternative to achieving PSES as defined in paragraph (a) of this section, any existing source sub-

ject to paragraph (a) of this section may have a pollution prevention allowable discharge of wastewater pollutants, as defined in § 442.2, if the source agrees to a control mechanism with the control authority as follows:

(1) The discharger shall prepare a Pollutant Management Plan that satisfies the requirements as specified in paragraph (b)(5) of this section, and the discharger shall conduct its operations in accordance with that plan.

(2) The discharger shall notify its local control authority prior to renewing or modifying its individual control mechanism or pretreatment agreement of its intent to achieve the pollution prevention allowable discharge pretreatment standard by submitting to the local control authority a certification statement of its intent to utilize a Pollutant Management Plan as specified in paragraph (b)(1) of this section. The certification statement must be signed by the responsible corporate officer as defined in 40 CFR 403.12(l);

(3) The discharger shall submit a copy of its Pollutant Management Plan as described in paragraph (b)(1) of this section to the appropriate control authority at the time he/she applies to renew, or modify its individual control mechanism or pretreatment agreement; and

(4) The discharger shall maintain at the offices of the facility and make available for inspection the Pollutant Management Plan as described in paragraph (b)(1) of this section.

(5) The Pollutant Management Plan shall include:

(i) Procedures for identifying cargos, the cleaning of which is likely to result in discharges of pollutants that would be incompatible with treatment at the POTW;

(ii) For cargos identified as being incompatible with treatment at the POTW, the Plan shall provide that heels be fully drained, segregated from other wastewaters, and handled in an appropriate manner;

(iii) For cargos identified as being incompatible with treatment at the POTW, the Plan shall provide that the tank be prerinsed or presteamed as appropriate and the wastewater segregated from wastewaters to be discharged to the POTW and handled in

an appropriate manner, where necessary to ensure that they do not cause or contribute to a discharge that would be incompatible with treatment at the POTW;

(iv) All spent cleaning solutions, including interior caustic washes, interior presolve washes, interior detergent washes, interior acid washes, and exterior acid brightener washes shall be segregated from other wastewaters and handled in an appropriate manner, where necessary to ensure that they do not cause or contribute to a discharge that would be incompatible with treatment at the POTW;

(v) Provisions for appropriate recycling or reuse of cleaning agents;

(vi) Provisions for minimizing the use of toxic cleaning agents (solvents, detergents, or other cleaning or brightening solutions);

(vii) Provisions for appropriate recycling or reuse of segregated wastewaters (including heels and prerinse/pre-steam wastes);

(viii) Provisions for off-site treatment or disposal, or effective pre-treatment of segregated wastewaters (including heels, prerinse/pre-steam wastes, spent cleaning solutions);

(ix) Information on the volumes, content, and chemical characteristics of cleaning agents used in cleaning or brightening operations; and

(x) Provisions for maintaining appropriate records of heel management procedures, prerinse/pre-steam management procedures, cleaning agent management procedures, operator training, and proper operation and maintenance of any pre-treatment system;

§ 442.26 Pretreatment standards for new sources (PSNS).

(a) Except as provided in 40 CFR 403.7 and 403.13 or in paragraph (b) of this section, any new source subject to this subpart which introduces pollutants into a publicly owned treatment works must achieve PSNS as follows:

TABLE—PRETREATMENT STANDARDS

Regulated parameter	Maximum daily ¹
Non-polar material (SGT-HEM)	26
Fluoranthene	0.076
Phenanthrene	0.34

¹ Mg/L (ppm).

(b) As an alternative to achieving PSNS as defined in paragraph (a) of this section, any new source subject to paragraph (a) of this section may have a pollution prevention allowable discharge of wastewater pollutants, as defined in § 442.2, if the source agrees to a control mechanism with the control authority as follows:

(1) The discharger shall prepare a Pollutant Management Plan that satisfies the requirements as specified in paragraph (b)(5) of this section, and the discharger shall conduct its operations in accordance with that plan.

(2) The discharger shall notify its local control authority prior to obtaining, renewing, or modifying its individual control mechanism or pretreatment agreement of its intent to achieve the pollution prevention allowable discharge pretreatment standard by submitting to the local control authority a certification statement of its intent to utilize a Pollutant Management Plan as specified in paragraph (b)(1) of this section. The certification statement must be signed by the responsible corporate officer as defined in 40 CFR 403.12(1);

(3) The discharger shall submit a copy of its Pollutant Management Plan as described in paragraph (b)(1) of this section to the appropriate control authority at the time he/she applies to obtain, renew, or modify its individual control mechanism or pretreatment agreement; and

(4) The discharger shall maintain at the offices of the facility and make available for inspection the Pollutant Management Plan as described in paragraph (b)(1) of this section.

(5) The Pollutant Management Plan shall include:

(i) Procedures for identifying cargos, the cleaning of which is likely to result in discharges of pollutants that would be incompatible with treatment at the POTW;

(ii) For cargos identified as being incompatible with treatment at the POTW, the Plan shall provide that heels be fully drained, segregated from other wastewaters, and handled in an appropriate manner;

(iii) For cargos identified as being incompatible with treatment at the POTW, the Plan shall provide that the

§ 442.30

tank be prerinsed or presteamed as appropriate and the wastewater segregated from wastewaters to be discharged to the POTW and handled in an appropriate manner, where necessary to ensure that they do not cause or contribute to a discharge that would be incompatible with treatment at the POTW;

(iv) All spent cleaning solutions, including interior caustic washes, interior presolve washes, interior detergent washes, interior acid washes, and exterior acid brightener washes shall be segregated from other wastewaters and handled in an appropriate manner, where necessary to ensure that they do not cause or contribute to a discharge that would be incompatible with treatment at the POTW;

(v) Provisions for appropriate recycling or reuse of cleaning agents;

(vi) Provisions for minimizing the use of toxic cleaning agents (solvents, detergents, or other cleaning or brightening solutions);

(vii) Provisions for appropriate recycling or reuse of segregated wastewaters (including heels and prerinse/pre-steam wastes);

(viii) Provisions for off-site treatment or disposal, or effective pre-treatment of segregated wastewaters (including heels, prerinse/pre-steam wastes, spent cleaning solutions);

(ix) Information on the volumes, content, and chemical characteristics of cleaning agents used in cleaning or brightening operations; and

(x) Provisions for maintaining appropriate records of heel management procedures, prerinse/pre-steam management procedures, cleaning agent management procedures, operator training, and proper operation and maintenance of any pre-treatment system;

Subpart C—Tank Barges and Ocean/Sea Tankers Transporting Chemical and Petroleum Cargos

§ 442.30 Applicability.

This subpart applies to discharges resulting from the cleaning of tank barges or ocean/sea tankers which have been used to transport chemical or petroleum cargos.

40 CFR Ch. I (7–1–21 Edition)

§ 442.31 Effluent limitations attainable by the application of the best practicable control technology currently available (BPT).

Except as provided in 40 CFR 125.30 through 125.32, any existing point source subject to this subpart must achieve the following effluent limitations representing the application of BPT:

TABLE—EFFLUENT LIMITATIONS

Regulated parameter	Maximum daily ¹	Maximum monthly avg. ¹
BOD ₅	61	22
TSS	58	26
Oil and grease (HEM)	36	16
Cadmium	0.020
Chromium	0.42
Copper	0.10
Lead	0.14
Mercury	0.0013
Nickel	0.58
Zinc	8.3
pH	(²)	(²)

¹ Mg/L (ppm).

² Within 6 to 9 at all times.

§ 442.32 Effluent limitations attainable by the application of the best conventional pollutant control technology (BCT).

Except as provided in 40 CFR 125.30 through 125.32, any existing point source subject to this subpart must achieve the following effluent limitations representing the application of BCT: Limitations for BOD₅, TSS, oil and grease (HEM) and pH are the same as the corresponding limitation specified in § 442.31.

§ 442.33 Effluent limitations attainable by the application of best available technology economically achievable (BAT).

Except as provided in 40 CFR 125.30 through 125.32, any existing point source subject to this subpart must achieve the following effluent limitations representing the application of BAT: Limitations for cadmium, chromium, copper, lead, mercury, nickel, and zinc are the same as the corresponding limitation specified in § 442.31.

§ 442.34 New source performance standards (NSPS).

Any new point source subject to this subpart must achieve the following

Environmental Protection Agency

§ 442.44

performance standards: Standards for BOD₅, TSS, oil and grease (HEM), cadmium, chromium, copper, lead, mercury, nickel, zinc and pH are the same as the corresponding limitation specified in § 442.31.

§ 442.35 Pretreatment standards for existing sources (PSES).

Except as provided in 40 CFR 403.7 and 403.13, any existing source subject to this subpart must achieve the following pretreatment standards:

TABLE—PRETREATMENT STANDARDS

Regulated parameter	Maximum daily ¹
Non-polar material (SGT-HEM)	26
Cadmium	0.020
Chromium	0.42
Copper	0.10
Lead	0.14
Mercury	0.0013
Nickel	0.58
Zinc	8.3

¹ Mg/L (ppm).

§ 442.36 Pretreatment standards for new sources (PSNS).

Except as provided in 40 CFR 403.7, any new source subject to this subpart must achieve the following pretreatment standards: Standards for non-polar materials (SGT-HEM), cadmium, chromium, copper, lead, mercury, nickel and zinc are the same as the corresponding standard specified in § 442.35.

Subpart D—Tanks Transporting Food Grade Cargos

§ 442.40 Applicability.

This subpart applies to discharges resulting from the cleaning of tank trucks, intermodal tank containers, rail tank cars, tank barges and ocean/sea tankers which have been used to transport food grade cargos. If wastewater generated from cleaning tanks used to transport food grade cargos is mixed with wastewater resulting from cleaning tanks used to transport chemical or petroleum cargos, then the com-

bined wastewater is subject to the provisions established for the corresponding tanks (*i.e.*, truck, railcar or barge) in subparts A, B, or C of this part.

§ 442.41 Effluent limitations attainable by the application of the best practicable control technology currently available (BPT).

Except as provided in 40 CFR 125.30 through 125.32, any existing point source subject to this subpart must achieve the following effluent limitations representing the application of BPT:

TABLE—EFFLUENT LIMITATIONS

Regulated parameter	Maximum daily ¹	Maximum monthly avg. ¹
BOD ₅	56	24
TSS	230	86
Oil and grease (HEM)	20	8.8
pH	(²)	(²)

¹ Mg/L (ppm).

² Within 6 to 9 at all times.

§ 442.42 Effluent limitations attainable by the application of the best conventional pollutant control technology (BCT).

Except as provided in 40 CFR 125.30 through 125.32, any existing point source subject to this subpart must achieve the following effluent limitations representing the application of BCT: Limitations for BOD₅, TSS, oil & grease (HEM) and pH are the same as the corresponding limitation specified in § 442.41.

§ 442.43 Effluent limitations attainable by the application of best available technology economically achievable (BAT). [Reserved]

§ 442.44 New source performance standards (NSPS).

Any new point source subject to this subpart must achieve the following performance standards: Standards for BOD₅, TSS, oil and grease (HEM) and pH are the same as the corresponding limitation specified in § 442.41.

PART 443—EFFLUENT LIMITATIONS GUIDELINES FOR EXISTING SOURCES AND STANDARDS OF PERFORMANCE AND PRETREATMENT STANDARDS FOR NEW SOURCES FOR THE PAVING AND ROOFING MATERIALS (TARS AND ASPHALT) POINT SOURCE CATEGORY

Subpart A—Asphalt Emulsion Subcategory

Sec.

443.10 Applicability; description of the asphalt emulsion subcategory.

443.11 Specialized definitions.

443.12 Effluent limitations guidelines representing the degree of effluent reduction attainable by the application of the best practicable control technology currently available.

443.13 Effluent limitations guidelines representing the degree of effluent reduction attainable by the application of the best available technology economically achievable.

443.14 [Reserved]

443.15 Standards of performance for new sources.

443.16 Pretreatment standards for new sources.

Subpart B—Asphalt Concrete Subcategory

443.20 Applicability; description of the asphalt concrete subcategory.

443.21 Specialized definitions.

443.22 Effluent limitations guidelines representing the degree of effluent reduction attainable by the application of the best practicable control technology currently available.

443.23 Effluent limitations guidelines representing the degree of effluent reduction attainable by the application of the best available technology economically achievable.

443.24 [Reserved]

443.25 Standards of performance for new sources.

443.26 Pretreatment standard for new sources.

Subpart C—Asphalt Roofing Subcategory

443.30 Applicability; description of the asphalt roofing subcategory.

443.31 Specialized definitions.

443.32 Effluent limitations guidelines representing the degree of effluent reduction attainable by the application of the best practicable control technology currently available.

443.33 Effluent limitations guidelines representing the degree of effluent reduction

attainable by the application of the best available technology economically achievable.

443.34 [Reserved]

443.35 Standards of performance for new sources.

443.36 Pretreatment standard for new sources.

Subpart D—Linoleum and Printed Asphalt Felt Subcategory

443.40 Applicability; description of the linoleum and printed asphalt felt subcategory.

443.41 Specialized definitions.

443.42 Effluent limitations guidelines representing the degree of effluent reduction attainable by the application of the best practicable control technology currently available.

443.43 Effluent limitations guidelines representing the degree of effluent reduction attainable by the application of the best available technology economically achievable.

443.44 [Reserved]

443.45 Standards of performance for new sources.

443.46 Pretreatment standards for new sources.

AUTHORITY: Secs. 301, 304 (b) and (c), 306 (b) and (c) and 307(c), Federal Water Pollution Control Act, as amended (the Act); 33 U.S.C. 1251, 1311, 1314 (b) and (c), 1316 (b) and (c), 1317(c), 86 Stat. 816 *et seq.*; Pub. L. 92–500.

SOURCE: 40 FR 31191, July 24, 1975, unless otherwise noted.

Subpart A—Asphalt Emulsion Subcategory

§ 443.10 Applicability; description of the asphalt emulsion subcategory.

The provisions of this subpart are applicable to discharges resulting from the production of asphalt paving and roofing emulsions.

§ 443.11 Specialized definitions.

For the purpose of this subpart:

(a) Except as provided below, the general definitions, abbreviations and methods of analysis set forth in part 401 of this chapter shall apply to this subpart.

(b) The term “production area size” shall mean that area in which the oxidation towers, loading facilities, and all buildings that house product processes are located.

Environmental Protection Agency

§ 443.16

(c) The term “process wastewater pollutants” shall mean any pollutants present in the process wastewaters and rainwater runoff.

§ 443.12 Effluent limitations guidelines representing the degree of effluent reduction attainable by the application of the best practicable control technology currently available.

Except as provided in §§ 125.30 through 125.32, any existing point source subject to this subpart shall achieve the following effluent limitations representing the degree of effluent reduction attainable by the application of the best practicable control technology currently available (BPT):

Effluent characteristic	Effluent limitations	
	Maximum for any 1 day	Average of daily values for 30 consecutive days shall not exceed—
Metric units (kg/cu m of runoff)		
Oil and grease	0.020	0.015
pH	(¹)	(¹)
English units (lb/1,000 gal of runoff)		
Oil and grease	0.167	0.125
pH	(¹)	(¹)

¹ Within the range 6.0 to 9.0.

[40 FR 31191, July 24, 1975, as amended at 60 FR 33969, June 29, 1995]

§ 443.13 Effluent limitations guidelines representing the degree of effluent reduction attainable by the application of the best available technology economically achievable.

The following limitations establish the quantity or quality of pollutants or pollutant properties, controlled by this section, which may be discharged by a point source subject to the provisions of this subpart after application of the best available technology economically achievable:

Effluent characteristic	Effluent limitations	
	Maximum for any 1 day	Average of daily values for 30 consecutive days shall not exceed—
Metric units (kg/cu m of runoff)		
TSS	0.023	0.015
Oil and grease	0.015	0.010
pH	(¹)	(¹)
English units (lb/1,000 gal of runoff)		
TSS	0.188	0.125
Oil and grease	0.125	0.083
pH	(¹)	(¹)

¹ Within the range 6.0 to 9.0.

§ 443.14 [Reserved]

§ 443.15 Standards of performance for new sources.

The following standards of performance establish the quantity or quality of pollutants or pollutant properties, controlled by this section, which may be discharged by a new source subject to the provisions of this subpart:

Effluent characteristic	Effluent limitations	
	Maximum for any 1 day	Average of daily values for 30 consecutive days shall not exceed—
Metric units (kg/cu m of runoff)		
TSS	0.023	0.015
Oil and grease	0.015	0.010
pH	(¹)	(¹)
English units (lb/1,000 gal of runoff)		
TSS	0.188	0.125
Oil and grease	0.125	0.083
pH	(¹)	(¹)

¹ Within the range 6.0 to 9.0.

§ 443.16 Pretreatment standards for new sources.

Any new source subject to this subpart that introduces process wastewater pollutants into a publicly owned treatment works must comply with 40 CFR part 403. In addition, the following pretreatment standard establishes the quantity or quality of pollutants or pollutant properties controlled by this section which may be discharged to a publicly owned treatment works by a

§ 443.20

new source subject to the provisions of this subpart:

Pollutant or pollutant property	Pretreatment standard
BOD ₅	No limitation.
TSS	Do.
pH	Do.
Oil and grease	100 mg/l.

[40 FR 31191, July 24, 1975, as amended at 60 FR 33969, June 29, 1995]

Subpart B—Asphalt Concrete Subcategory

§ 443.20 Applicability; description of the asphalt concrete subcategory.

The provisions of this subpart are applicable to discharges resulting from the production of asphalt concrete.

§ 443.21 Specialized definitions.

For the purpose of this subpart:

(a) Except as provided below, the general definitions, abbreviations and methods of analysis set forth in part 401 of this chapter shall apply to this subpart.

(b) The term “process wastewater” shall mean any water which, during the manufacturing process, comes into direct contact with any raw material, intermediate product, by-product, or product used in or resulting from the production of paving asphalt concrete.

(c) The term “process wastewater pollutants” shall mean any pollutants present in the process wastewater.

§ 443.22 Effluent limitations guidelines representing the degree of effluent reduction attainable by the application of the best practicable control technology currently available.

Except as provided in §§ 125.30 through 125.32, any existing point source subject to this subpart shall achieve the following effluent limitations representing the degree of effluent reduction attainable by the application of the best practicable control technology currently available (BPT): There shall be no discharge of process waste water pollutants to navigable waters.

[60 FR 33969, June 29, 1995]

40 CFR Ch. I (7–1–21 Edition)

§ 443.23 Effluent limitations guidelines representing the degree of effluent reduction attainable by the application of the best available technology economically achievable.

The following limitations establish the quantity or quality of pollutants or pollutant properties which may be discharged by a point source subject to the provisions of this subpart after application of the best available technology economically achievable: There shall be no discharge of process wastewater pollutants to navigable waters.

§ 443.24 [Reserved]

§ 443.25 Standards of performance for new sources.

The following standards of performance establish the quantity or quality of pollutants or pollutant properties which may be discharged by a new source subject to the provisions of this subpart: There shall be no discharge of process wastewater pollutants to navigable waters.

§ 443.26 Pretreatment standard for new sources.

Any new source subject to this subpart that introduces process wastewater pollutants into a publicly owned treatment works must comply with 40 CFR part 403. In addition, the following pretreatment standard establishes the quantity or quality of pollutants or pollutant properties controlled by this section which may be discharged to a publicly owned treatment works by a new source subject to the provisions of this subpart:

Pollutant or pollutant property	Pretreatment standard
BOD ₅	No limitation.
TSS	Do.
pH	Do.
Oil and grease	100 mg/l.

[40 FR 31191, July 24, 1975, as amended at 60 FR 33969, June 29, 1995]

Subpart C—Asphalt Roofing Subcategory

§ 443.30 Applicability; description of the asphalt roofing subcategory.

The provisions of this subpart are applicable to discharges resulting from

Environmental Protection Agency

§ 443.35

the production of asphalt roofing materials.

§ 443.31 Specialized definitions.

For the purpose of this subpart:

(a) Except as provided below, the general definitions, abbreviations and methods of analysis set forth in part 401 of this chapter shall apply to this subpart.

(b) The term “process wastewater” shall mean any water which, during the manufacturing process, comes into direct contact with any raw material, intermediate product, by-product, or product used in or resulting from the production of asphalt roofing materials.

(c) The term “process wastewater pollutants” shall mean any pollutants present in the process wastewater.

§ 443.32 Effluent limitations guidelines representing the degree of effluent reduction attainable by the application of the best practicable control technology currently available.

Except as provided in §§ 125.30 through 125.32, any existing point source subject to this subpart shall achieve the following effluent limitations representing the degree of effluent reduction attainable by the application of the best practicable control technology currently available (BPT):

Effluent characteristic	Effluent limitations	
	Maximum for any 1 day	Average of daily values for 30 consecutive days shall not exceed—
	Metric units (kg/kg of product)	
TSS	0.056	0.038
pH	(¹)	(¹)
Effluent characteristic	Effluent limitations	
	Maximum for any 1 day	Average of daily values for 30 consecutive days shall not exceed—
	Metric units (kg/kg of product)	
TSS	0.056	0.038
pH	(¹)	(¹)
Effluent characteristic	Effluent limitations	
	Maximum for any 1 day	Average of daily values for 30 consecutive days shall not exceed—
	Metric units (kg/kg of product)	
TSS	0.056	0.038
pH	(¹)	(¹)

¹ Within the range 6.0 to 9.0.

[40 FR 31191, July 24, 1975, as amended at 60 FR 33969, June 29, 1995]

§ 443.33 Effluent limitations guidelines representing the degree of effluent reduction attainable by the application of the best available technology economically achievable.

The following limitations establish the quantity or quality of pollutants or pollutant properties, controlled by this section, which may be discharged by a point source subject to the provisions of this subpart after application of the best available technology economically achievable:

Effluent characteristic	Effluent limitations	
	Maximum for any 1 day	Average of daily values for 30 consecutive days shall not exceed—
	Metric units (kg/kg of product)	
TSS	0.028	0.019
pH	(¹)	(¹)
Effluent characteristic	Effluent limitations	
	Maximum for any 1 day	Average of daily values for 30 consecutive days shall not exceed—
	Metric units (kg/kg of product)	
TSS	0.028	0.019
pH	(¹)	(¹)

¹ Within the range 6.0 to 9.0.

§ 443.34 [Reserved]

§ 443.35 Standards of performance for new sources.

The following standards of performance establish the quantity or quality of pollutants or pollutant properties, controlled by this section, which may be discharged by a new source subject to the provisions of this subpart:

Effluent characteristic	Effluent limitations	
	Maximum for any 1 day	Average of daily values for 30 consecutive days shall not exceed—
	Metric units (kg/kg of product)	
TSS	0.028	0.019
pH	(¹)	(¹)
Effluent characteristic	Effluent limitations	
	Maximum for any 1 day	Average of daily values for 30 consecutive days shall not exceed—
	Metric units (kg/kg of product)	
TSS	0.028	0.019
pH	(¹)	(¹)

¹ Within the range 6.0 to 9.0.

§ 443.36

§ 443.36 Pretreatment standard for new sources.

Any new source subject to this subpart that introduces process wastewater pollutants into a publicly owned treatment works must comply with 40 CFR part 403. In addition, the following pretreatment standard establishes the quantity or quality of pollutants or pollutant properties controlled by this section which may be discharged to a publicly owned treatment works by a new source subject to the provisions of this subpart:

Pollutant or pollutant property	Pretreatment standard
BOD ₅	No limitation.
TSS	Do.
pH	Do.
Oil and grease	100 mg/l.

[40 FR 31191, July 24, 1975, as amended at 60 FR 33969, June 29, 1995]

Subpart D—Linoleum and Printed Asphalt Felt Subcategory

§ 443.40 Applicability; description of the linoleum and printed asphalt felt subcategory.

The provisions of this subpart are applicable to discharges resulting from the production of Linoleum and Printed Asphalt Felt floor coverings.

§ 443.41 Specialized definitions.

For the purpose of this subpart:

(a) Except as provided below, the general definitions, abbreviations and methods of analysis set forth in part 401 of this chapter shall apply to this subpart.

(b) The term “process wastewater” shall mean any water which, during the manufacturing process, comes into direct contact with any raw material, intermediate product, by-product, or product used in or resulting from the production of linoleum and printed asphalt felt floor coverings.

40 CFR Ch. I (7–1–21 Edition)

(c) The term “process wastewater pollutants” shall mean any pollutants present in the process wastewater.

§ 443.42 Effluent limitations guidelines representing the degree of effluent reduction attainable by the application of the best practicable control technology currently available.

Except as provided in §§ 125.30 through 125.32, any existing point source subject to this subpart shall achieve the following effluent limitations representing the degree of effluent reduction attainable by the application of the best practicable control technology currently available (BPT):

Effluent characteristic	Effluent limitations	
	Maximum for any 1 day	Average of daily values for 30 consecutive days shall not exceed—
	Metric units (kg/kg of product)	
TSS	0.038	0.025
pH	(¹)	(¹)
	English units (lb/1,000 lb of product)	
TSS	0.038	0.025
pH	(¹)	(¹)

¹ Within the range 6.0 to 9.0.

[40 FR 31191, July 24, 1975, as amended at 60 FR 33970, June 29, 1995]

§ 443.43 Effluent limitations guidelines representing the degree of effluent reduction attainable by the application of the best available technology economically achievable.

The following limitations establish the quantity or quality of pollutants or pollutant properties, controlled by this section, which may be discharged by a point source subject to the provisions of this subpart after application of the best available technology economically achievable:

Environmental Protection Agency

§ 444.10

Effluent characteristic	Effluent limitations	
	Maximum for any 1 day	Average of daily values for 30 consecutive days shall not exceed—
Metric units (kg/kg of product)		
TSS	0.019	0.013
pH	(¹)	(¹)
English units (lb/1,000 lb of product)		
TSS	0.019	0.013
pH	(¹)	(¹)

¹ Within the range 6.0 to 9.0.

§ 443.44 [Reserved]

§ 443.45 Standards of performance for new sources.

The following standards of performance establish the quantity or quality of pollutants or pollutant properties, controlled by this section, which may be discharged by a new source subject to the provisions of this subpart:

Effluent characteristic	Effluent limitations	
	Maximum for any 1 day	Average of daily values for 30 consecutive days shall not exceed—
Metric units (kg/kg of product)		
pH	(¹)	(¹)
English units (lb/1,000 lb of product)		
TSS	0.019	0.013
pH	(¹)	(¹)

¹ Within the range 6.0 to 9.0.

§ 443.46 Pretreatment standard for new sources.

Any new source subject to this subpart that introduces process wastewater pollutants into a publicly owned treatment works must comply with 40 CFR part 403. In addition, the following pretreatment standard establishes the quantity or quality of pollutants or pollutant properties controlled by this section which may be discharged to a publicly owned treatment works by a new source subject to the provisions of this subpart:

Pollutant or pollutant property	Pretreatment standard
BOD ₅	No limitation.
TSS	Do.
pH	Do.
Oil and grease	100 mg/l.

[40 FR 31191, July 24, 1975, as amended at 60 FR 33970, June 29, 1995]

PART 444—WASTE COMBUSTORS POINT SOURCE CATEGORY

Subpart A—Commercial Hazardous Waste Combustor Subcategory

Sec.

444.10 Applicability.

444.11 Definitions.

444.12 Monitoring requirements.

444.13 Effluent limitations attainable by the application of the best practical control technology currently available (BPT).

444.14 Effluent limitations attainable by the application of the best conventional pollutant control technology (BCT).

444.15 Effluent limitations attainable by the application of the best available technology economically achievable (BAT).

444.16 Pretreatment standards for existing sources (PSES).

444.17 New source performance standards (NSPS).

444.18 Pretreatment standards for new sources (PSNS).

Subpart B [Reserved]

AUTHORITY: Secs. 301, 304, 306, 307, 308, 402, and 501 of the Clean Water Act, as amended; 33 U.S.C. 1311, 1314, 1316, 1317, 1318, 1342, and 1361.

SOURCE: 65 FR 4381, Jan. 27, 2000, unless otherwise noted.

Subpart A—Commercial Hazardous Waste Combustor Subcategory

§ 444.10 Applicability.

(a) The provisions of this part apply only to that portion of wastewater discharges that are associated with Commercial Hazardous Waste Combustor (CHWC) wastewater.

(b) The discharge from a CHWC of wastewater that is not CHWC wastewater, may be subject to other applicable provisions of EPA's CWA effluent guidelines and standards regulations at subchapter N of Title 40 of the Code of Federal Regulations.

§ 444.11 Definitions.

As used in this part the general definitions and abbreviations in 40 CFR part 401 shall apply.

Commercial hazardous waste combustor means any thermal unit, except a cement kiln, that is subject either to 40 CFR part 264, subpart O; 40 CFR part 265, subpart O; or 40 CFR part 266, subpart H if the thermal unit burns RCRA hazardous wastes received from off-site for a fee or other remuneration in the following circumstances. The thermal unit is a commercial hazardous waste combustor if the off-site wastes are generated at a facility not under the same corporate structure or subject to the same ownership as the thermal unit and

(1) The thermal unit is burning wastes that are not of a similar nature to wastes being burned from industrial processes on site or

(2) There are no wastes being burned from industrial processes on site. Examples of wastes of a “similar nature” may include the following: Wastes generated in industrial operations whose wastewaters are subject to the same provisions in 40 CFR subchapter N or wastes burned as part of a product stewardship activity. The term commercial hazardous waste combustor includes the following facilities: a facility that burns exclusively waste received from off-site; and, a facility that burns both wastes generated on-site and wastes received from off-site. Facilities that may be commercial hazardous waste combustors include hazardous waste incinerators, rotary kiln incinerators, lime kilns, lightweight aggregate kilns, and boilers. A facility not otherwise a commercial hazardous waste combustor is not a commercial hazardous waste combustor if it burns RCRA hazardous waste for charitable organizations, as a community service or as an accommodation to local, state or government agencies so long as the waste is burned for no fee or other remuneration.

Commercial hazardous waste combustor wastewater means wastewater attributable to commercial waste combustion operations, but includes only wastewater from air pollution control systems and water used to quench flue gas or slag generated as a result of

commercial hazardous waste combustor operations.

Off-site means outside the boundaries of a facility.

On-site means within the boundaries of a facility.

Parameters are defined as Parameters at 40 CFR 136.2 in Table 1B, which also cites the approved methods of analysis.

(1) *Arsenic* means total arsenic, Parameter 6.

(2) *Cadmium* means total cadmium, Parameter 12.

(3) *Chromium* means total chromium, Parameter 19.

(4) *Copper* means total copper, Parameter 22.

(5) *Lead* means total lead, Parameter 32.

(6) *Mercury* means total mercury, Parameter 35.

(7) *pH* means hydrogen ion, Parameter 28.

(8) *Silver* means total silver, Parameter 62.

(9) *Titanium* means total titanium, Parameter 72.

(10) *TSS* means total suspended solids, Parameter 55.

(11) *Zinc* means total zinc, Parameter 75.

POTW means a publicly owned treatment works.

§ 444.12 Monitoring requirements.

(a) Both direct and indirect discharges must monitor to establish compliance with their limitations and standards. Thus, all the permits of all direct dischargers must include requirements to monitor, according to EPA-approved test procedures, each pollutant limited in the permit, the volume of effluent discharged from each outfall, and other appropriate measurements subject to notification requirements. See 40 CFR 122.44(i). EPA’s pretreatment regulations similarly require indirect dischargers to monitor to demonstrate compliance with pretreatment standards. See 40 CFR 403.12(g).

(b) Incorporation by reference:

(1) Compliance with the monitoring requirements may be accomplished using approved test procedures listed in the table to this paragraph. Most of these test procedures have previously been incorporated by reference at 40

Environmental Protection Agency

§ 444.12

CFR 136.3(a), Table IB. The test procedures for the regulated pollutants (arsenic, cadmium, chromium (total), copper, pH, lead, mercury, TSS, silver, titanium, and zinc) listed in the table to this paragraph are also incorporated by reference into this regulation. The full texts of the test procedures listed in this paragraph are available from the sources indicated in paragraph (b)(2) of this section. In addition to those test procedures incorporated by reference at 40 CFR 136.3(a), Table IB, you may also use EPA Method 200.8, "Determination of Trace Elements in Water and Wastes by Inductively Coupled

Plasma-Mass Spectrometry," from "Methods for Determination of Metals in Environmental Samples—Supplement I," EPA-600/R-94-111, May 1994, and ASTM Method D 5673-96, "Standard Test Method for Elements in Water by Inductively Coupled Plasma—Mass Spectrometry," from 1999 Annual Book of ASTM Standards, for determination of arsenic, cadmium, chromium (total), copper, lead, silver, and zinc. The full texts of these methods are incorporated by reference into this regulation and may be obtained from the sources identified in paragraph (b)(2) of this section.

LIST OF APPROVED INORGANIC TEST PROCEDURES

Parameter, units and method	Reference (method number or page)				
	EPA ¹ 16	Standard Methods [18th Edition] ⁶	ASTM	USGS ²	Other
1. Arsenic—Total, ⁴ mg/L:					
Digestion ⁴ followed by	206.5				
AA gaseous hydride	206.3	3114B 4.d	D2972-93(B)	I-3062-85	
AA furnace	206.2	3113B	D2972-93(C)		
ICP/AES ¹⁵	⁵ 200.7	3120 B			
Colorimetric (SDDC), or	206.4	3500-As C	D2972-93(A)	I-3060-85	
ICP/MS	⁷ 200.8		D5673-96 ¹⁷		
2. Cadmium—Total, ⁴ mg/L; Digestion ⁴ followed by:					
AA direct aspiration ¹⁵ ...	213.1	3111 B or C	D3557-90(A or B)	I-3135-85 or I-3136-85	974.27, ³ p. 37.
AA furnace	213.2	3113 B	D3557-90(D)		
ICP/AES ¹⁵	⁵ 200.7	3120 B			
DCP ¹⁵			D4190-82(88)	I-1472-85	(¹⁴)
Voltammetry ⁹ .					
Colorimetric (Dithizone), or		3500-Cd D	D3557-90(C)		
ICP/MS	⁷ 200.8		D5673-96 ¹⁷		
3. Chromium—Total, ⁴ mg/L; Digestion ⁴ followed by:					
AA direct aspiration ¹⁵ ...	218.1	3111 B	D1687-92(B)	I-3236-85	974.27. ³
AA chelation-extraction	218.3	3111 C			
AA furnace	218.2	3113 B	D1687-92(C)		
ICP/AES ¹⁵	⁵ 200.7	3120 B			
DCP ¹⁵			D4190-82(88)		(¹⁴)
Colorimetric (Diphenylcarbazide), or		3500-Cr D			
ICP/MS	⁷ 200.8		D5673-96 ¹⁷		
4. Copper—Total, ⁴ mg/L; Digestion ⁴ followed by:					
AA direct aspiration ¹⁵ ...	220.1	3111 B or C	D1688-90(A or B)	I-3270-85 or I-3271-85	974.27 ³ p. 37. ⁸
AA furnace	220.2	3113 B	D1688-90(C)		
ICP/AES ¹⁵	⁵ 200.7	3120 B			
DCP ¹⁵ or			D4190-82(88)		(¹⁴)
Colorimetric (Neocuproine) or		3500-Cu D			
(Bicinchoninate), or		or E			(¹⁰)
ICP/MS	⁷ 200.8		D5673-96 ¹⁷		
5. Hydrogen ion (pH), pH units:					
Electrometric measurement.	150.1	4500-H + B	D1293-84 (90)(A or B)	I-1586-85	973.41.
Automated electrode					(¹¹)
6. Lead—Total, ⁴ mg/L; Digestion ⁴ followed by:					
AA direct aspiration ¹⁵ ...	239.1	3111 B or C	D3559-90(A or B)	I-3399-85	974.27. ³

LIST OF APPROVED INORGANIC TEST PROCEDURES—Continued

Parameter, units and method	Reference (method number or page)				
	EPA ¹ ¹⁶	Standard Methods [18th Edition] ⁶	ASTM	USGS ²	Other
AA furnace	239.2	3113 B	D3559–90(D)		
ICP/AES ¹⁵	⁵ 200.7	3120 B			
DCP ¹⁵			D4190–82(88)		(¹⁴)
Voltametry ⁹			D3559–90(C)		
Colorimetric (Dithizone), or,		3500–Pb D			
ICP/MS	⁷ 200.8		D5673–96 ¹⁷		
7. Mercury—Total, ⁴ mg/L:					
Cold vapor, manual or ..	245.1	3112 B	D3223–91	I–3462–85	977.22. ³
Automated	245.1				
8. Residue—nonfilterable (TSS), mg/L:					
Gravimetric, 103–105–post washing of residue.	160.2	2540 D		I–3765–85	
9. Silver—Total, ⁴ mg/L: Digestion ⁴ ¹² followed by:					
AA direct aspiration	272.1	3111 B or C		I–3720–85	974.27 ³ p. 37. ⁸
AA furnace	272.2	3113 B			
ICP/AES	⁵ 200.7	3120 B			(¹⁴)
DCP, or					
ICP/MS	⁷ 200.8		D5673–96 ¹⁷		
10. Titanium—Total, ⁴ mg/L; Digestion ⁴ followed by:					
AA direct aspiration	283.1	3111 D			
AA furnace, or	283.2				(¹⁴)
DCP					
11. Zinc—Total, ⁴ mg/L; Digestion ⁴ followed by:					
AA direct aspiration ¹⁵ ...	289.1	3111 B or C	D1691–90(A) or B)	I–3900–85	974.27, ³ p. 37. ⁸
AA furnace	289.2				
ICP/AES ¹⁵	⁵ 200.7	3120 B			
DCP ¹⁵			D4190–82(88)		(¹⁴)
Colorimetric (Dithizone) or,		3500–Zn E			
(Zincon), or		3500–Zn F			(¹³)
ICP/MS	⁷ 200.8		D5673–96 ¹⁷		

Table Notes:

¹“Methods for Chemical Analysis of Water and Wastes,” Environmental Protection Agency, Environmental Monitoring Systems Laboratory—Cincinnati (EML-CI), EPA–600/4–79–020, Revised March 1983 and 1979 where applicable.

²Fishman, M.J., et al. “Methods for Analysis of Inorganic Substances in Water and Fluvial Sediments,” U.S. Department of the Interior, Techniques of Water—Resource Investigations of the U.S. Geological Survey, Denver, CO, Revised 1989.

³“Official Methods of Analysis of the Association of Official Analytical Chemists,” methods manual, 15th ed. (1990).

⁴For the determination of total metals the sample is not filtered before processing. A digestion procedure is required to solubilize suspended material and to destroy possible organic-metal complexes. Two digestion procedures are given in “Methods for Chemical Analysis of Water and Wastes, 1979 and 1983”. One (Section 4.1.3), is a vigorous digestion using nitric acid. A less vigorous digestion using nitric and hydrochloric acids (Section 4.1.4) is preferred; however, the analyst should be cautioned that this mild digestion may not suffice for all samples types. Particularly, if a colorimetric procedure is to be employed, it is necessary to ensure that all organo-metallic bonds be broken so that the metal is in a reactive state. In those situations, the vigorous digestion is to be preferred making certain that at no time does the sample go to dryness. Samples containing large amounts of organic materials may also benefit by this vigorous digestion, however, vigorous digestion with concentrated nitric acid will convert antimony and tin to insoluble oxides and render them unavailable for analysis. Use of ICP/AES as well as determinations for certain elements such as antimony, arsenic, the noble metals, mercury, selenium, silver, tin, and titanium require a modified sample digestion procedure and in all cases the method write-up should be consulted for specific instructions and/or cautions. NOTE.—If the digestion procedure for direct aspiration AA included in one of the other approved references is different than the above, the EPA procedure must be used.

Dissolved metals are defined as those constituents which will pass through a 0.45 micron membrane filter. Following filtration of the sample, the referenced procedure for total metals must be followed. Sample digestion of the filtrate for dissolved metals (or digestion of the original sample solution for total metals) may be omitted for AA (direct aspiration or graphite furnace) and ICP analyses, provided the sample solution to be analyzed meets the following criteria:

- Has a low COD (<20)
- Is visibly transparent with a turbidity measurement of 1 NTU or less
- Is colorless with no perceptible odor, and
- Is of one liquid phase and free of particulate or suspended matter following acidification.

⁵EPA Method 200.7, “Inductively Coupled Plasma Atomic Emission Spectrometric Method for Trace Element Analysis of Water and Wastes,” from “Methods for Determination of Metals in Environmental Samples—Supplement I,” EPA–600/R–94–111, May 1994.

⁶“Standard Methods for the Examination of Water and Wastewater,” 18th Edition (1992).

⁷EPA Method 200.8, “Determination of Trace Elements in Waters and Wastes by Inductively Coupled Plasma-Mass Spectrometry,” from “Methods for Determination of Metals in Environmental Samples—Supplement I,” EPA–600/R–94–111, May 1994.

⁸American National Standard on Photographic Processing Effluents, Apr. 2, 1975. Available from ANSI, 1430 Broadway, New York, NY 10018.

⁹The use of normal and differential pulse voltage ramps to increase sensitivity and resolution is acceptable.

¹⁰Copper, Bicinchonate Method, Method 8506, Hach Handbook of Water Analysis, 1979, Hach Chemical Company, PO Box 389, Loveland, CO 80537.

¹¹Hydrogen ion (pH) Automated Electrode Method, Industrial Method Number 378—75WA, October 1976, Bran & Luebbe (Technicon) Autoanalyzer II. Bran & Luebbe Analyzing Technologies, Inc., Elmsford, NY 10523.

¹²Approved methods for the analysis of silver in industrial wastewaters at concentrations of 1 mg/L and above are inadequate where silver exists as an inorganic halide. Silver halides such as the bromide and chloride are relatively insoluble in reagents such as nitric acid but are readily soluble in an aqueous buffer of sodium thiosulfate and sodium hydroxide to pH of 12. Therefore, for levels of silver above 1 mg/L, 20 mL of sample should be diluted to 100 mL by adding 40 mL each of 2 M Na₂S₂O₃ and NaOH. Standards should be prepared in the same manner. For levels of silver below 1 mg/L the approved method is satisfactory.

¹³Zinc, Zincon Method, Method 8009, Hach Handbook of Water Analysis, 1979, pages 2-231 and 2-333, Hach Chemical Company, Loveland, CO 80537.

¹⁴"Direct Current Plasma (DCP) Optical Emission Spectrometric Method for Trace Elemental Analysis of Water and Wastes, Method AES0029," 1986—Revised 1991, Thermo Jarrell Ash Corporation, 27 Forge Parkway, Franklin, MA 02038.

¹⁵"Closed Vessel Microwave Digestion of Wastewater Samples for Determination of Metals," CEM Corporation, PO. Box 200, Matthews, NC 28106-0200, April 16, 1992. Available from the CEM Corporation.

¹⁶Precision and recovery statements for the atomic absorption direct aspiration and graphite furnace methods, and for the spectrophotometric SDDC method for arsenic are provided in appendix D of 40 CFR part 136 and titled, "Precision and Recovery Statements for Methods for Measuring Metals."

¹⁷This method does not include the digestion for solids given in Method 200.8. Not using the solids digestion procedure could affect the determined concentrations. Therefore, this method may not be used for analysis of aqueous samples with suspended solids greater than 1%.

(2) The full texts of the methods from the following references which are cited in the table in paragraph (b)(1) of this section are incorporated by reference into this regulation and may be obtained from the sources identified. All costs cited are subject to change and must be verified from the indicated sources. The full texts of all the test procedures cited are available for inspection at the Analytical Methods Staff, Office of Water, U.S. Environmental Protection Agency, 1200 Pennsylvania Ave., NW., Washington, DC 20460 or at the National Archives and Records Administration (NARA). For information on the availability of this material at NARA, call 202-741-6030, or go to: http://www.archives.gov/federal_register/code_of_federal_regulations/ibr_locations.html.

APPENDIX TO §444.12(b)—REFERENCES, SOURCES, COSTS, AND TABLE CITATIONS:

(1) "Methods for Chemical Analysis of Water and Wastes," U.S. Environmental Protection Agency, EPA-600/4-79-020, Revised March 1983 and 1979 where applicable. Available from: ORD Publications, CERL, U.S. Environmental Protection Agency, Cincinnati, Ohio 45268. [Note 1]

(2) "Standard Methods for the Examination of Water and Wastewater." Joint Editorial Board, American Public Health Association, American Water Works Association, and Water Environment Federation, 18th Edition, 1992. Available from: American Public Health Association, 1015 15th Street NW, Washington, DC 20005. [Note 6]

(3) "Annual Book of ASTM Standards—Water and Environmental Technology," Sec-

tion 11, Volumes 11.01 (Water I) and 11.02 (Water II), 1994. [1996 for D5673-96; see Note 17]. American Society for Testing and Materials, 1916 Race Street, Philadelphia, PA 19103.

(4) "Methods for the Determination of Metals in Environmental Samples—Supplement I", National Exposure Risk Laboratory, Office of Research and Development, U.S. Environmental Protection Agency, Cincinnati, OH 45268, EPA 600 R-94/111, May 1994. [Notes 5 and 7]

(5) "Methods for Determination of Inorganic Substances in Water and Fluvial Sediments," by M.J. Fishman and Linda C. Friedman, Techniques of Water Resources Investigations of the U.S. Geological Survey, Book 5 Chapter A1 (1989). Available from: U.S. Geological Survey, Denver Federal Center, Box 25425, Denver, CO 80225. Cost: \$108.75 (subject to change). [Note 2]

(6) "Closed Vessel Microwave Digestion of Wastewater Samples for Determination of Metals," CEM Corporation, P.O. Box 200, Matthews, North Carolina 28106-0200, April 16, 1992. Available from the CEM Corporation. [Note 15]

(7) "Official Methods of Analysis of AOAC—International, 15th Edition," 1990. Price: \$359.00. Available from: AOAC—International, 1970 Chain Bridge Rd., Dept. 0742, McLean, VA 22109-0742. [Note 3]

(8) "American National Standard on Photographic Processing Effluents," April 2, 1975. Available from: American National Standards Institute, 11 West 42nd Street, New York, New York 10036. [Note 8]

(9) Bicinchonate Method for Copper. Method 8506, Hach Handbook of Water Analysis, 1979, Method and price available from Hach Chemical Company, P.O. Box 300, Loveland, Colorado 80537. [Note 10]

(10) Hydrogen Ion (pH) Automated Electrode Method, Industrial Method Number 378-75WA. October 1976. Bran & Luebbe (Technicon) Auto Analyzer II. Method and

§ 444.13

price available from Bran & Luebbe Analyzing Technologies, Inc. Elmsford, N.Y. 10523. [Note 11]

(11) Zincon Method for Zinc, Method 8009, Hach Handbook for Water Analysis, 1979. Method and price available from Hach Chemical Company, P.O. Box 389, Loveland, Colorado 80537. [Note 13]

(12) "Direct Current Plasma (DCP) Optical Emission Spectrometric Method for Trace Elemental Analysis of Water and Wastes," Method AES 0029, 1986 Revised 1991, Thermo Jarrell Ash Corporation (508-520-1880), 27 Forge Parkway, Franklin, MA 02038. [Note 14]

[65 FR 4381, Jan. 27, 2000, as amended at 65 FR 70315, Nov. 22, 2000; 69 FR 18803, Apr. 9, 2004]

§ 444.13 Effluent limitations attainable by the application of the best practicable control technology currently available (BPT).

Except as provided in 40 CFR 125.30 through 125.32, any existing point source subject to this subpart must achieve the following effluent limitations representing the application of BPT:

EFFLUENT LIMITATIONS ¹

Regulated parameter	Maximum daily	Maximum monthly avg.
TSS	113,000	34,800
Arsenic	84	72
Cadmium	71	26
Chromium	25	14
Copper	23	14
Lead	57	32
Mercury	2.3	1.3
Silver	13	8
Titanium	60	22
Zinc	82	54
pH	(²)	(²)

¹ Micrograms per liter (ppb)

² Within the range 6 to 9.

§ 444.14 Effluent limitations attainable by the application of the best conventional pollutant control technology (BCT).

Except as provided in 40 CFR 125.30 through 125.32, any existing point source subject to this subpart must achieve the following effluent limitations representing the application of BCT: Limitations for TSS and pH are the same as the corresponding limitation specified in § 444.13.

40 CFR Ch. I (7-1-21 Edition)

§ 444.15 Effluent limitations attainable by the application of the best available technology economically achievable (BAT).

Except as provided in 40 CFR 125.30 through 125.32, any existing point source subject to this subpart must achieve the following effluent limitations representing the application of BAT: Limitations for arsenic, cadmium, chromium, copper, lead, mercury, silver, titanium and zinc are the same as the corresponding limitation specified in § 444.13.

§ 444.16 Pretreatment standards for existing sources (PSES).

Except as provided in 40 CFR 403.7 and 403.13, any source that introduces wastewater pollutants into a POTW must comply with part 403 and achieve the following pretreatment standards:

PRETREATMENT STANDARDS ¹

Regulated parameter	Maximum daily	Maximum monthly avg.
Arsenic	84	72
Cadmium	71	26
Chromium	25	14
Copper	23	14
Lead	57	32
Mercury	2.3	1.3
Silver	13	8
Titanium	60	22
Zinc	82	54

¹ Micrograms per liter (ppb)

§ 444.17 New source performance standards (NSPS).

Any new source subject to this subpart must achieve the following performance standards: Standards for TSS, arsenic, cadmium, chromium, copper, lead, mercury, silver, titanium, zinc and pH are the same as the corresponding limitation specified in § 444.13.

§ 444.18 Pretreatment standards for new sources (PSNS).

Except as provided in 40 CFR 403.7, any source that introduces wastewater pollutants into a POTW must comply with 40 CFR part 403 and achieve the following pretreatment standards: Standards for arsenic, cadmium, chromium, copper, lead, mercury, silver, titanium and zinc are the same as the

Environmental Protection Agency

§ 445.1

corresponding limitation specified in § 444.16.

[65 FR 4381, Jan. 27, 2000; 65 FR 33423, May 23, 2000]

Subpart B [Reserved]

PART 445—LANDFILLS POINT SOURCE CATEGORY

Sec.

445.1 General applicability.

445.2 General definitions.

445.3 General pretreatment standards.

Subpart A—RCRA Subtitle C Hazardous Waste Landfill

445.10 Applicability.

445.11 Effluent limitations attainable by the application of the best practicable control technology currently available (BPT).

445.12 Effluent limitations attainable by the application of the best conventional pollutant control technology (BCT).

445.13 Effluent limitations representing the degree of effluent reduction attainable by the application of the best available technology economically achievable (BAT).

445.14 New source performance standards (NSPS).

Subpart B—RCRA Subtitle D Non-Hazardous Waste Landfill

445.20 Applicability.

445.21 Effluent limitations attainable by the application of best practicable control technology currently available (BPT).

445.22 Effluent limitations attainable by the best conventional pollutant control technology (BCT).

445.23 Effluent limitations representing the degree of effluent reduction attainable by the application of the best available technology economically achievable (BAT).

445.24 New source performance standards (NSPS).

AUTHORITY: Secs. 301, 304, 306, 307, 308, 402 and 501 of the Clean Water Act, as amended (33 U.S.C. 1311, 1314, 1316, 1317, 1318, 1342 and 1361)

SOURCE: 65 FR 3048, Jan. 19, 2000, unless otherwise noted.

§ 445.1 General applicability.

(a) As defined more specifically in each subpart and except as provided in paragraphs (b) through (h) of this sec-

tion, this part applies to discharges of wastewater from landfill units.

(b) The provisions of this part do not apply to wastewater discharges from land application or land treatment units, surface impoundments, underground injection wells, waste piles, salt dome formations, salt bed formations, underground mines or caves as these terms are defined in 40 CFR 257.2 and 260.10.

(c) The provisions of this part do not apply to wastewater generated off-site of a landfill facility, including wastewater generated off-site from washing vehicles or from waste transfer stations.

(d) The provisions of this part do not apply to discharges of contaminated ground water or wastewater from recovery pumping wells.

(e) This part does not apply to discharges of landfill wastewater from landfills operated in conjunction with other industrial or commercial operations when the landfill only receives wastes generated by the industrial or commercial operation directly associated with the landfill.

(f) This part does not apply to discharges of landfill wastewater from landfills operated in conjunction with other industrial or commercial operations when the landfill receives wastes generated by the industrial or commercial operation directly associated with the landfill and also receives other wastes provided the other wastes received for disposal are generated by a facility that is subject to the same provisions in 40 CFR subchapter N as the industrial or commercial operation or the other wastes received are of similar nature to the wastes generated by the industrial or commercial operation.

(g) This part does not apply to landfills operated in conjunction with Centralized Waste Treatment (CWT) facilities subject to 40 CFR part 437 so long as the CWT facility commingles the landfill wastewater with other non-landfill wastewater for discharge. A landfill directly associated with a CWT facility is subject to this part if the CWT facility discharges landfill wastewater separately from other CWT wastewater or commingles the wastewater from its landfill only with wastewater from other landfills.

(h) This part does not apply to landfills operated in conjunction with other industrial or commercial operations when the landfill receives wastes from public service activities so long as the company owning the landfill does not receive a fee or other remuneration for the disposal service.

§ 445.2 General definitions.

In addition to the definitions set forth in 40 CFR 122.2, 257.2, 258.2, 264.10, 265.10, 401.11, and 403.3 the following definitions apply to this part:

(a) *Contaminated ground water* means water below the land surface in the zone of saturation which has been contaminated by activities associated with waste disposal.

(b) *Contaminated storm water* means storm water which comes in direct contact with landfill wastes, the waste handling and treatment areas, or landfill wastewater as defined in paragraph (f) of this section. Some specific areas of a landfill that may produce contaminated storm water include (but are not limited to): the open face of an active landfill with exposed waste (no cover added); the areas around wastewater treatment operations; trucks, equipment or machinery that has been in direct contact with the waste; and waste dumping areas.

(c) *Landfill* directly associated with an industrial or commercial operation means:

(1) A landfill located on the same site as industrial or commercial operations; and

(2) A landfill not located on the same site as the industrial or commercial operations (off-site), but “wholly-owned” by the industrial or commercial facility and primarily dedicated to receiving waste from the related industrial or commercial facility.

(d) *Facility* means all contiguous property owned, operated, leased or under the control of the same person or entity.

(e) *Landfill unit* means an area of land or an excavation in which wastes are placed for permanent disposal, that is not a land application or land treatment unit, surface impoundment, underground injection well, waste pile, salt dome formation, a salt bed formation, an underground mine or a cave as

these terms are defined in 40 CFR 257.2, 258.2 and 264.10.

(f) *Landfill wastewater* means all wastewater associated with, or produced by, landfilling activities except for sanitary wastewater, non-contaminated storm water, contaminated ground water, and wastewater from recovery pumping wells. Landfill wastewater includes, but is not limited to, leachate, gas collection condensate, drained free liquids, laboratory derived wastewater, contaminated storm water and contact washwater from washing truck, equipment, and railcar exteriors and surface areas which have come in direct contact with solid waste at the landfill facility.

(g) *Non-contaminated storm water* means storm water which does not come in direct contact with landfill wastes, the waste handling and treatment areas, or landfill wastewater that is defined in paragraph (f) of this section. Non-contaminated storm water includes storm water which flows off the cap, cover, intermediate cover, daily cover, and/or final cover of the landfill.

(h) *Off-site* means outside the boundaries of a facility.

(i) *On-site* means within the boundaries of a facility.

(j) *Public service* means the provision of landfill waste disposal services to individual members of the general public, publicly-owned organizations (schools, universities, government agencies, municipalities) and not-for-profit organizations for which the landfill does not receive a fee or other remuneration.

(k) The regulated parameters for this part, numbered (P) and listed with approved methods of analysis in Table 1B at 40 CFR 136.3, are defined as follows:

(1) *Ammonia (as N)* means ammonia reported as nitrogen. P4.

(2) *BOD₅* means 5-day biochemical oxygen demand. P9.

(3) *Arsenic* means total arsenic. P6.

(4) *Chromium* means total chromium. P19.

(5) *Zinc* means total zinc. P75.

(l) The regulated parameters for this part, numbered (P) and listed with approved methods of analysis in Table 1C at 40 CFR 136.3, are as follows:

(1) *Naphthalene*. P68.

(2) *Phenol*. P85.

Environmental Protection Agency

§ 445.20

(m) The regulated parameters for this part listed with approved methods of analysis in the attachments to Methods 625 and 1625B in appendix A at 40 CFR part 136 are as follows:

- (1) Aniline.
- (2) Benzoic acid.
- (3) p-Cresol.
- (4) Pyridine.
- (5) a-Terpineol.

§ 445.3 General pretreatment standards.

Any source subject to this part that introduces wastewater pollutants into a publicly owned treatment works (POTW) must comply with 40 CFR part 403.

Subpart A—RCRA Subtitle C Hazardous Waste Landfill

§ 445.10 Applicability.

Except as provided in § 445.1, this subpart applies to discharges of wastewater from landfills subject to the provisions of 40 CFR part 264, *Standards for Owners and Operators of Hazardous Waste Treatment, Storage, and Disposal Facilities, Subpart N—(Landfills)*; and 40 CFR part 265, *Interim Status Standards for Owners and Operators of Hazardous Waste Treatment, Storage, and Disposal Facilities, Subpart N—(Landfills)*.

§ 445.11 Effluent limitations attainable by the application of the best practicable control technology currently available (BPT).

Except as provided in 40 CFR 125.30 through 125.32, any existing point source subject to this subpart must achieve the following effluent limitations which represent the application of BPT:

EFFLUENT LIMITATIONS

Regulated parameter	Maximum daily ¹	Maximum monthly avg. ¹
BOD ₅	220	56
TSS	88	27
Ammonia (as N)	10	4.9
α-Terpineol	0.042	0.019
Aniline	0.024	0.015
Benzoic acid	0.119	0.073
Naphthalene	0.059	0.022
p-Cresol	0.024	0.015
Phenol	0.048	0.029
Pyridine	0.072	0.025
Arsenic	1.1	0.54

EFFLUENT LIMITATIONS—Continued

Regulated parameter	Maximum daily ¹	Maximum monthly avg. ¹
Chromium	1.1	0.46
Zinc	0.535	0.296
pH	(²)	(²)

¹ Milligrams per liter (mg/L, ppm).

² Within the range 6 to 9.

[65 FR 3048, Jan. 19, 2000; 65 FR 14344, Mar. 16, 2000]

§ 445.12 Effluent limitations attainable by the application of the best conventional pollutant control technology (BCT).

Except as provided in 40 CFR 125.30 through 125.32, any existing point source subject to this subpart must achieve the following effluent limitations which represent the application of BCT: Limitations for BOD₅, TSS and pH are the same as the corresponding limitations specified in § 445.11.

§ 445.13 Effluent limitations representing the degree of effluent reduction attainable by the application of best available technology economically achievable (BAT).

Except as provided in 40 CFR 125.30 through 125.32, any existing point source subject to this subpart must achieve the following effluent limitations which represent the application of BAT: Limitations for ammonia (as N), a-terpineol, aniline, benzoic acid, naphthalene, p-cresol, phenol, pyridine, arsenic, chromium and zinc are the same as the corresponding limitations specified in § 445.11.

§ 445.14 New source performance standards (NSPS).

Any new source subject to this subpart must achieve the following performance standards: Standards are the same as those specified in § 445.11.

Subpart B—RCRA Subtitle D Non-Hazardous Waste Landfill

§ 445.20 Applicability.

Except as provided in § 445.1, this subpart applies to discharges of wastewater from landfills subject to the provisions of 40 CFR part 258, *Criteria for Municipal Solid Waste Landfills*; and 40 CFR part 257, *Criteria for Classification*

§ 445.21

of Solid Waste Disposal Facilities and Practices.

§ 445.21 Effluent limitations attainable by the application of the best practicable control technology currently available (BPT).

Except as provided in 40 CFR 125.30 through 125.32, any existing point source subject to this subpart must achieve the following effluent limitations which represent the application of BPT:

EFFLUENT LIMITATIONS

Regulated parameter	Maximum daily ¹	Maximum monthly avg. ¹
BOD	140	37
TSS	88	27
Ammonia (as N)	10	4.9
α -Terpineol	0.033	0.016
Benzoic acid	0.12	0.071
p-Cresol	0.025	0.014
Phenol	0.026	0.015
Zinc	0.20	0.11
pH	(²)	(²)

¹ Milligrams per liter (mg/L, ppm)

² Within the range 6 to 9.

[65 FR 3048, Jan. 19, 2000; 65 FR 14344, Mar. 16, 2000]

§ 445.22 Effluent limitations attainable by the application of the best conventional pollutant control technology (BCT).

Except as provided in 40 CFR 125.30 through 125.32, any existing point source subject to this subpart must achieve the following effluent limitations which represent the application of BCT: Limitations for BOD₅, TSS and pH are the same as the corresponding limitations specified in § 445.21.

§ 445.23 Effluent limitations representing the degree of effluent reduction attainable by the application of the best available technology economically achievable (BAT).

Except as provided in 40 CFR 125.30–125.32, any existing point source subject to this subpart must achieve the following effluent limitations which represent the application of BAT: Limitations for ammonia (as N), α -terpineol, benzoic acid, p-cresol, phenol and zinc are the same as the corresponding limitations specified in § 445.21.

40 CFR Ch. I (7–1–21 Edition)

§ 445.24 New source performance standards (NSPS).

Any new source subject to this subpart must achieve the following performance standards: Standards are the same as those specified in § 445.21.

PART 446—PAINT FORMULATING POINT SOURCE CATEGORY

Subpart A—Oil-Base Solvent Wash Paint Subcategory

Sec.

446.10 Applicability; description of the oil-base solvent wash paint subcategory.

446.11 Specialized definitions.

446.12 Effluent limitations guidelines representing the degree of effluent reduction attainable by the application of the best practicable control technology currently available.

446.13 Effluent limitations guidelines representing the degree of effluent reduction attainable by the application of the best available technology economically achievable.

446.14 [Reserved]

446.15 Standards of performance for new sources.

446.16 Pretreatment standards for new sources.

Subpart B [Reserved]

AUTHORITY: Secs. 301, 304(b) and (c), 306(b) and (c) and 307(c), Federal Water Pollution Control Act, as amended (the Act); 33 U.S.C. 1251, 1311, 1314(b) and (c), 1316(b) and (c) and 1317(c); 86 Stat. 816 *et seq.*; Pub. L. 92–500.

SOURCE: 40 FR 31725, July 28, 1975, unless otherwise noted.

Subpart A—Oil-Base Solvent Wash Paint Subcategory

§ 446.10 Applicability; description of the oil-base solvent wash paint subcategory.

The provisions of this subpart are applicable to discharges resulting from the production of oil-base paint where the tank cleaning is performed using solvents. When a plant is subject to effluent limitations covering more than one subcategory the discharge limitation shall be the aggregate of the limitations applicable to the total production covered in each subcategory.

Environmental Protection Agency

§ 447.10

§ 446.11 Specialized definitions.

For the purpose of this subpart:

(a) Except as provided below, the general definitions, abbreviations and methods of analysis set forth in 40 CFR part 401 shall apply to this subpart.

§ 446.12 Effluent limitations guidelines representing the degree of effluent reduction attainable by the application of the best practicable control technology currently available.

Except as provided in §§ 125.30 through 125.32, any existing point source subject to this subpart shall achieve the following effluent limitations representing the degree of effluent reduction attainable by the application of the best practicable control technology currently available (BPT): There shall be no discharge of process waste water pollutants to navigable waters.

[60 FR 33970, June 29, 1995]

§ 446.13 Effluent limitations guidelines representing the degree of effluent reduction attainable by the application of the best available technology economically achievable.

The following limitations establish the quantity or quality of pollutants or pollutant properties which may be discharged by a point source subject to the provisions of this subpart after application of the best available technology economically achievable: There shall be no discharge of process waste water pollutants to navigable waters.

§ 446.14 [Reserved]

§ 446.15 Standards of performance for new sources.

The following standards of performance establish the quantity or quality of pollutants or pollutant properties which may be discharged by a new source subject to the provisions of this subpart: There shall be no discharge of process waste water pollutants to navigable waters.

§ 446.16 Pretreatment standards for new sources.

Any new source subject to this subpart that introduces process wastewater pollutants into a publicly owned treatment works must comply with 40

CFR part 403. In addition, the following pretreatment standard establishes the quantity or quality of pollutants or pollutant properties controlled by this section which may be discharged to a publicly owned treatment works by a new source subject to the provisions of this subpart: There shall be no discharge of process water pollutants to a publicly owned treatment works.

[60 FR 33970, June 29, 1995]

Subpart B [Reserved]

PART 447—INK FORMULATING POINT SOURCE CATEGORY

Subpart A—Oil-Base Solvent Wash Ink Subcategory

Sec.

447.10 Applicability; description of the oil-base solvent wash ink subcategory.

447.11 Specialized definitions.

447.12 Effluent limitations guidelines representing the degree of effluent reduction attainable by the application of the best practicable control technology currently available.

447.13 Effluent limitations guidelines representing the degree of effluent reduction attainable by the application of the best available technology economically achievable.

447.14 [Reserved]

447.15 Standards of performance for new sources.

447.16 Pretreatment standards for new sources.

Subpart B [Reserved]

AUTHORITY: Secs. 301, 304 (b) and (c), 306 (b) and (c) and 307(c), Federal Water Pollution Control Act, as amended (the Act); 33 U.S.C. 1251, 1311, 1314 (b) and (c), 1316 (b) and (c) and 1317(c); 86 Stat. 816 *et seq.*; Pub. L. 92-500.

SOURCE: 40 FR 31727, July 28, 1975, unless otherwise noted.

Subpart A—Oil-Base Solvent Wash Ink Subcategory

§ 447.10 Applicability; description of the oil-base solvent wash ink subcategory.

The provisions of this subpart are applicable to discharges resulting from the production of oil-base ink where the tank washing system uses solvents.

§ 447.11

When a plant is subject to effluent limitations covering more than one subcategory the discharge limitation shall be the aggregate of the limitations applicable to the total production covered in each subcategory.

§ 447.11 Specialized definitions.

For the purpose of this subpart:

(a) Except as provided below, the general definitions, abbreviations, and methods of analysis set forth in 40 CFR part 401 shall apply to this subpart.

§ 447.12 Effluent limitations guidelines representing the degree of effluent reduction attainable by the application of the best practicable control technology currently available.

Except as provided in §§ 125.30 through 125.32, any existing point source subject to this subpart shall achieve the following effluent limitations representing the degree of effluent reduction attainable by the application of the best practicable control technology currently available (BPT): There shall be no discharge of process waste water pollutants to navigable waters.

[60 FR 33970, June 29, 1995]

§ 447.13 Effluent limitations guidelines representing the degree of effluent reduction attainable by the application of the best available technology economically achievable.

The following limitations establish the quantity or quality of pollutants or pollutant properties which may be discharged by a point source subject to the provisions of this subpart after application of the best available technology economically achievable: There shall be no discharge of process waste water pollutants to navigable waters.

§ 447.14 [Reserved]

§ 447.15 Standards of performance for new sources.

The following standards of performance establish the quantity or quality of pollutants or pollutant properties which may be discharged by a new source subject to the provisions of this subpart: There shall be no discharge of process waste water pollutants to navigable waters.

40 CFR Ch. I (7–1–21 Edition)

§ 447.16 Pretreatment standards for new sources.

Any new source subject to this subpart that introduces process wastewater pollutants into a publicly owned treatment works must comply with 40 CFR part 403. In addition, the following pretreatment standard establishes the quantity or quality of pollutants or pollutant properties controlled by this section which may be discharged to a publicly owned treatment works by a new source subject to the provisions of this subpart: There shall be no discharge of process water pollutants to a publicly owned treatment works.

[60 FR 33970, June 29, 1995]

Subpart B [Reserved]

PART 449—AIRPORT DEICING POINT SOURCE CATEGORY

Subpart A—Airport Deicing Category

Sec.

449.1 Applicability.

449.2 General definitions.

449.10 Effluent limitations representing the best available technology economically achievable (BAT).

449.11 New source performance standards (NSPS).

449.20 Monitoring, reporting and record-keeping requirements.

Subpart B [Reserved]

APPENDIX A TO PART 449—SAMPLING PROTOCOL FOR SOLUBLE COD

AUTHORITY: 33 U.S.C. 1311, 1314, 1316, 1318, 1342, 1361 and 1370.

SOURCE: 77 FR 29203, May 16, 2012, unless otherwise noted.

Subpart A—Airport Deicing Category

§ 449.1 Applicability.

This part applies to discharges of pollutants from deicing operations at Primary Airports.

§ 449.2 General definitions.

The following definitions apply to this part:

Aircraft deicing fluid (ADF) means a fluid (other than hot water) applied to

Environmental Protection Agency

§ 449.10

aircraft to remove or prevent any accumulation of snow or ice on the aircraft. This includes deicing and anti-icing fluids.

Airfield pavement means all paved surfaces on the airside of an airport.

Airside means the part of an airport directly involved in the arrival and departure of aircraft, including runways, taxiways, aprons, and ramps.

Annual non-propeller aircraft departures means the average number of commercial turbine-engine aircraft that are propelled by jet, *i.e.*, turbojet or turbofan, that take off from an airport on an annual basis, as tabulated by the Federal Aviation Administration (FAA).

Available ADF means 75 percent of the normalized Type I aircraft deicing fluid and 10 percent of the normalized Type IV aircraft deicing fluid, excluding aircraft deicing fluids used for defrosting or deicing for safe taxiing.

Centralized deicing pad means a facility on an airfield designed for aircraft deicing operations, typically constructed with a drainage system separate from the airport main storm drain system.

COD means Chemical Oxygen Demand.

Collection requirement means the requirement in § 449.11 for the permittee to collect available ADF.

Defrosting means the removal of frost contamination from an aircraft when there has been no active precipitation.

Deicing mean procedures and practices to remove or prevent any accumulation of snow or ice on:

- (1) An aircraft; or
- (2) Airfield pavement.

Deicing for safe taxiing means the application of ADF necessary to remove snow or ice to prevent damage to a taxiing aircraft.

FAA Advisory Circular means a guidance document issued by the FAA on methods, procedures, or facility design.

Heating degree day means the number of degrees per day the daily average temperature is below 65 degrees Fahrenheit. The daily average temperature is the mean of the maximum and minimum temperature for a 24-hour period. The annual heating degree day value is derived by summing the daily heating degree days over a calendar year period.

Normalized Type I or Type IV aircraft deicing fluid means ADF less any water added by the manufacturer or customer before ADF application.

Primary Airport means an airport defined at 49 U.S.C. 47102 (15).

§ 449.10 Effluent limitations representing the best available technology economically achievable (BAT).

Except as provided in 40 CFR 125.30 through 125.32, any existing point source with at least 1,000 annual non-propeller aircraft departures must comply with the following requirements representing the degree of effluent reduction attainable by the application of BAT. The BAT requirements for point sources with less than 1,000 annual non-propeller aircraft departures are beyond the scope of this regulation and shall be determined by the permit authority on a site-specific basis.

(a) *Airfield pavement deicing*. There shall be no discharge of airfield pavement deicers containing urea. To comply with this limitation, any existing point source must certify annually that it does not use airfield deicing products that contain urea or alternatively, airfield pavement discharges at every discharge point must achieve the numeric limitations for ammonia in Table I, prior to any dilution or commingling with any non-deicing discharge.

TABLE I—BAT LIMITATIONS

Wastestream	Pollutant	Daily maximum
Airfield Pavement Deicing	Ammonia as Nitrogen	14.7 mg/L.

(b) [Reserved]

§ 449.11 New source performance standards (NSPS).

New sources with at least 1,000 annual non-propeller aircraft departures must achieve the following new source performance standards. The new source performance standards for point sources with less than 1,000 annual non-propeller aircraft departures are beyond the scope of this part and shall be determined by the permit authority on a site-specific basis.

(a) *Aircraft deicing.* Except for new airports located in Alaska, all new sources located in an area that, at the time of construction, had more than 3,000 annual heating degree days, and are estimated, within five years of commencing operations, to exceed 10,000 annual departures, must comply with the following requirements upon the date the facility exceeds 10,000 an-

nual departures. New source performance standards that apply prior to that date, new source performance standards for sources that project they will not exceed 10,000 annual departures within five years of commencing operations, and new performance standards for airports in Alaska, are beyond the scope of this regulation and shall be determined by the permit authority on a site-specific basis.

(1) *Collection requirement.* The new source must collect at least 60 percent of available ADF.

(2) *Numerical effluent limitation.* The new source must achieve the performance standards in Table II for available ADF collected pursuant to paragraph (a)(1) of this section. The limitation must be met at the location where the effluent leaves the onsite treatment system utilized for meeting these requirements and before commingling with any non-deicing discharge.

TABLE II—NSPS

Wastestream	Pollutant	Daily maximum	Weekly average
Aircraft Deicing	COD	271 mg/L	154 mg/L.

(b) *Airfield pavement deicing.* There shall be no discharge of airfield pavement deicers containing urea. To comply with this limitation, any new source must certify annually that it does not use airfield deicing products

that contain urea or alternatively, airfield pavement discharges at every discharge point must achieve the numeric limitations for ammonia in Table III, prior to any dilution or commingling with any non-deicing discharge.

TABLE III—NSPS

Wastestream	Pollutant	Daily maximum
Airfield Pavement Deicing	Ammonia as Nitrogen	14.7 mg/L.

§ 449.20 Monitoring, reporting and recordkeeping requirements.

(a) *Demonstrating compliance with the ADF collection requirement for dischargers subject to NSPS collection requirements in § 449.11.* Except as provided in 40 CFR 125.30 through 125.32, an individual permittee shall select a procedure under either paragraphs (a)(1), (2), or (3) of this section in its permit application as the procedure for the permittee to demonstrate compliance with the applicable collection, reporting and recordkeeping require-

ments of this Part. A procedure selected by the permittee under paragraph (a)(2) of this section may be included in the permit only with the Director's approval, as described in paragraph (a)(2) of this section. For general permits, use of alternative methods for determining compliance with the ADF collection requirement for dischargers subject to NSPS collection requirements in this part will be at the discretion of the Director.

(1) The permittee shall maintain records to demonstrate, and certify annually, that it is operating and maintaining one or more centralized deicing pads. This technology shall be operated and maintained according to the technical specifications set forth in paragraphs (a)(1)(i) through (iv) of this section. For both individual and general permits, these technical specifications shall be expressly set forth as requirements in the permit. The permittee's demonstration and valid certification are sufficient to meet the applicable NSPS collection requirement without the permittee having to determine the numeric percentage of available ADF collected.

(i) Each centralized deicing pad shall be sized and sited in accordance with all applicable FAA advisory circulars.

(ii) Drainage valves associated with the centralized deicing pad shall be activated before deicing activities commence, to collect available ADF.

(iii) The centralized deicing pad and associated collection equipment shall be installed and maintained per any applicable manufacturers' instructions, and shall be inspected, at a minimum, at the beginning of each deicing season to ensure that the pad and associated equipment are in working condition.

(iv) All aircraft deicing shall take place on a centralized deicing pad, with the exception of defrosting and deicing for safe taxiing.

(2) *Alternative technology or specifications.* (i) An individual permit (or a general permit at the discretion of the Director) may allow one of the following alternative procedures for demonstrating compliance with its collection requirement, instead of the procedure in paragraph (a)(1) of this section. The permittee must submit all information and documentation necessary to support this request. An individual permittee may request this alternative procedure in its initial permit application or permit renewal application. During the term of an individual permit, the permittee may also request this alternative procedure as a permit modification, subject to the requirements and procedures at 40 CFR 122.62 and 40 CFR part 124. If the Director determines, in his or her discretion, that the requested alternative procedure

will achieve the collection requirement in the permit, the Director shall approve the request:

(A) The use of a different ADF collection technology from the centralized deicing pad technology specified in paragraph (a)(1) of this section; or

(B) The use of the same ADF collection technology, but with different specifications for operation and/or maintenance.

(ii) *Pollution prevention credit.* A permittee may apply for, and obtain, full or partial credit towards compliance with the available ADF collection requirement. To obtain credit the permittee must demonstrate to the Director's satisfaction that it employs a pollution prevention technique that reduces the volume of, or quantity of, pollutants in, available ADF. The credit shall be equivalent to the demonstrated reduction, as determined by the Director.

(iii) The Director shall set forth technical specifications for proper operation and maintenance of the chosen collection technology, as appropriate, and compliance with these technical specifications must be required by the permit. The permit shall also require the permittee to maintain records sufficient to demonstrate compliance with these requirements. This demonstration constitutes compliance by the permittee with the percent capture requirement without the permittee having to determine the numeric percentage of ADF that it has collected. Before the Director may approve an alternate technology under this subsection, the permittee must demonstrate to the Director's satisfaction that the alternate technology will achieve the applicable percent capture requirement.

(3) The permittee shall maintain records, by means deemed acceptable by the Director, and report at a frequency determined by the Director, on the volume of ADF sprayed and the amount of available ADF collected in order to determine the compliance with the collection requirement.

(b) *Monitoring requirements—(1) COD limitation.* Permittees subject to the ADF collection and discharge requirements specified in § 449.11 must conduct effluent monitoring to demonstrate compliance with the COD limitation

for all ADF that is collected. Compliance must be demonstrated at the location where the effluent leaves the on-site treatment system utilized for meeting these requirements and before commingling with any non-deicing discharge. Effluent samples must be collected following the protocol in Appendix A to this part.

(2) *Ammonia limitation.* If a permittee chooses to comply with the compliance alternative specified in §449.10(a) or §449.11(b), the permittee must conduct effluent monitoring at all locations where pavement deicing with a product that contains urea is occurring, prior to any dilution or commingling with any non-deicing discharge.

(c) *Recordkeeping.* (1) The permit shall provide that the permittee must maintain on site, during the term of the permit, up to five years, records documenting compliance with paragraphs (a) through (b) of this section. These records include, but are not limited to, documentation of wastewater samples collected and analyzed, certifications, and equipment maintenance schedules and agreements.

(2) At the Director's discretion, a requirement may be included in the permit for the permittee to collect, and maintain on site during the term of the permit, up to five (5) years of data on the annual volume of ADF used.

Subpart B [Reserved]

APPENDIX A TO PART 449—SAMPLING PROTOCOL FOR SOLUBLE COD

This sampling protocol applies only to samples collected for use in measurement of COD when demonstrating compliance with the regulations set forth in this part. Collect a representative sample of the effluent from the airport deicing treatment system, based on the discharge permit requirements (e.g., a grab sample or a composite sample). Because only the COD sample is filtered, do not use in-line filters if collecting a sample with a compositing device.

A. GRAB SAMPLES

1. Cap the container and shake the grab sample vigorously to mix it. Remove the plunger from a 10-milliliter (mL) or larger Luer-lock plastic syringe equipped with an Acrodisc Luer-lock filter containing a 1.5-μm

glass fiber filter (Whatman 934-AH, or equivalent), and fill the syringe body with sample.

2. Replace the plunger and filter the sample into a clean 50-mL screw-cap glass, plastic, or fluoropolymer bottle.

NOTE: If testing is being done in the field, or with a test kit product (e.g., Hach Method 8000), the filtrate may be collected in the test kit vial or container.

3. Additional 10-mL volumes of sample may be filtered and the filtrate added to the same sample bottle. This additional volume may be used to repeat sample analyses or to prepare Quality Control (QC) samples, as needed.

4. Unless the filtered sample will be analyzed within 15 minutes, preserve the filtered sample with H₂SO₄ to pH <2. Cap the bottle and label with the sample number. Place in a cooler on ice prior to shipping.

5. Once at the analytical laboratory, the sample must be stored at ≤6 degrees Celsius and analyzed within 28 days of collection (see the requirements for COD in Table II at 40 CFR part 136).

6. Analyze the sample using a method approved for COD in Table IB at 40 CFR part 136.

NOTE: Because this procedure is specific to this point source category, it does not appear by name in 40 CFR part 136.

7. Report the sample results as Soluble COD in units of milligrams per liter (mg/L). There is no Chemical Abstracts Service (CAS) Registry Number for soluble COD.

B. COMPOSITE SAMPLES

1. If the sample will be analyzed in a fixed laboratory (as opposed to field testing), transfer at least 50 mL of well-mixed sample from the compositing device into a clean 50-mL screw-cap glass, plastic, or fluoropolymer bottle. Preserve the sample with H₂SO₄ to pH <2. Cap the bottle and label with the sample number. Place in a cooler on ice prior to shipping.

2. Once at the analytical laboratory, the sample must be stored at ≤6 degrees Celsius and analyzed within 28 days of collection (see the requirements for COD in Table II at 40 CFR part 136).

3. Prior to analysis, remove the sample from cold storage and allow it to warm to room temperature. Shake the sample vigorously to mix it.

4. Remove the plunger from a 10-mL or larger Luer-lock plastic syringe equipped with an Acrodisc Luer-lock filter containing a 1.5-μm glass fiber filter (Whatman 934-AH, or equivalent), and fill the syringe body with sample.

5. Replace the plunger and filter the sample into a clean COD vial or other suitable container.

6. Additional 10-mL volumes of sample may be filtered and the filtrate added to separate

Environmental Protection Agency

§ 450.21

containers, as needed, to provide samples for repeat analyses or to prepare QC samples.

7. Analyze the sample using a method approved for COD in Table 1B at 40 CFR part 136.

NOTE: Because this procedure is specific to this point source category, it does not appear by name in 40 CFR part 136.

8. Report the sample results as Soluble COD in units of mg/L. There is no CAS Registry Number for soluble COD.

PART 450—CONSTRUCTION AND DEVELOPMENT POINT SOURCE CATEGORY

Subpart A—General Provisions

Sec.

450.10 Applicability.

450.11 General definitions.

Subpart B—Construction and Development Effluent Guidelines

450.21 Effluent limitations reflecting the best practicable technology currently available (BPT).

450.22 Effluent limitations reflecting the best available technology economically achievable (BAT).

450.23 Effluent limitations reflecting the best conventional pollutant control technology (BCT).

450.24 New source performance standards reflecting the best available demonstrated control technology (NSPS).

AUTHORITY: 33 U.S.C. 1311, 1312, 1314, 1316, 1341, 1342, 1361 and 1370.

SOURCE: 74 FR 63057, Dec. 1, 2009, unless otherwise noted.

Subpart A—General Provisions

§ 450.10 Applicability.

(a) This part applies to discharges associated with construction activity required to obtain NPDES permit coverage pursuant to 40 CFR 122.26(b)(14)(x) and (b)(15).

(b) The provisions of § 450.22(a) do not apply to discharges associated with interstate natural gas pipeline construction activity.

(c) The New Source Performance Standards at § 450.24 apply to all new sources and are effective February 1, 2010.

(d) The BPT, BCT and BAT effluent limitations at § 450.21 through 450.23 apply to all sources not otherwise cov-

ered by paragraph (c) of this section and are effective February 1, 2010.

§ 450.11 General definitions.

(a) *New source*. New source means any source, whose discharges are defined in 40 CFR 122.26(b)(14)(x) and (b)(15), that commences construction activity after the effective date of this rule.

(b) *Infeasible*. Infeasible means not technologically possible, or not economically practicable and achievable in light of best industry practices.

[74 FR 63057, Dec. 1, 2009, as amended at 79 FR 12667, Mar. 6, 2014]

Subpart B—Construction and Development Effluent Guidelines

§ 450.21 Effluent limitations reflecting the best practicable technology currently available (BPT).

Except as provided in 40 CFR 125.30 through 125.32, any point source subject to this subpart must achieve, at a minimum, the following effluent limitations representing the degree of effluent reduction attainable by application of the best practicable control technology currently available (BPT).

(a) *Erosion and sediment controls*. Design, install and maintain effective erosion controls and sediment controls to minimize the discharge of pollutants. At a minimum, such controls must be designed, installed and maintained to:

(1) Control stormwater volume and velocity to minimize soil erosion in order to minimize pollutant discharges;

(2) Control stormwater discharges, including both peak flowrates and total stormwater volume, to minimize channel and streambank erosion and scour in the immediate vicinity of discharge points;

(3) Minimize the amount of soil exposed during construction activity;

(4) Minimize the disturbance of steep slopes;

(5) *Minimize sediment discharges from the site*. The design, installation and maintenance of erosion and sediment controls must address factors such as the amount, frequency, intensity and duration of precipitation, the nature of resulting stormwater runoff, and soil characteristics, including the range of

soil particle sizes expected to be present on the site;

(6) Provide and maintain natural buffers around waters of the United States, direct stormwater to vegetated areas and maximize stormwater infiltration to reduce pollutant discharges, unless infeasible;

(7) Minimize soil compaction. Minimizing soil compaction is not required where the intended function of a specific area of the site dictates that it be compacted; and

(8) Unless infeasible, preserve topsoil. Preserving topsoil is not required where the intended function of a specific area of the site dictates that the topsoil be disturbed or removed.

(b) *Soil stabilization.* Stabilization of disturbed areas must, at a minimum, be initiated immediately whenever any clearing, grading, excavating or other earth disturbing activities have permanently ceased on any portion of the site, or temporarily ceased on any portion of the site and will not resume for a period exceeding 14 calendar days. In arid, semiarid, and drought-stricken areas where initiating vegetative stabilization measures immediately is infeasible, alternative stabilization measures must be employed as specified by the permitting authority. Stabilization must be completed within a period of time determined by the permitting authority. In limited circumstances, stabilization may not be required if the intended function of a specific area of the site necessitates that it remain disturbed.

(c) *Dewatering.* Discharges from dewatering activities, including discharges from dewatering of trenches and excavations, are prohibited unless managed by appropriate controls.

(d) *Pollution prevention measures.* Design, install, implement, and maintain effective pollution prevention measures to minimize the discharge of pollutants. At a minimum, such measures must be designed, installed, implemented and maintained to:

(1) Minimize the discharge of pollutants from equipment and vehicle washing, wheel wash water, and other wash waters. Wash waters must be treated in a sediment basin or alternative control that provides equivalent or better treatment prior to discharge;

(2) Minimize the exposure of building materials, building products, construction wastes, trash, landscape materials, fertilizers, pesticides, herbicides, detergents, sanitary waste and other materials present on the site to precipitation and to stormwater. Minimization of exposure is not required in cases where the exposure to precipitation and to stormwater will not result in a discharge of pollutants, or where exposure of a specific material or product poses little risk of stormwater contamination (such as final products and materials intended for outdoor use); and

(3) Minimize the discharge of pollutants from spills and leaks and implement chemical spill and leak prevention and response procedures.

(e) *Prohibited discharges.* The following discharges are prohibited:

(1) Wastewater from washout of concrete, unless managed by an appropriate control;

(2) Wastewater from washout and cleanout of stucco, paint, form release oils, curing compounds and other construction materials;

(3) Fuels, oils, or other pollutants used in vehicle and equipment operation and maintenance; and

(4) Soaps or solvents used in vehicle and equipment washing.

(f) *Surface outlets.* When discharging from basins and impoundments, utilize outlet structures that withdraw water from the surface, unless infeasible.

[74 FR 63057, Dec. 1, 2009, as amended at 79 FR 12667, Mar. 6, 2014]

§ 450.22 Effluent limitations reflecting the best available technology economically achievable (BAT).

Except as provided in 40 CFR 125.30 through 125.32, any point source subject to this subpart must achieve, at a minimum, the following effluent limitations representing the degree of effluent reduction attainable by application of the best available technology economically achievable (BAT).

(a)–(b) [Reserved]

(c) *Erosion and sediment controls.* The limitations are described at § 450.21(a).

(d) *Soil stabilization.* The limitations are described at § 450.21(b).

(e) *Dewatering.* The limitations are described at § 450.21(c).

Environmental Protection Agency

§ 451.2

(f) *Pollution prevention measures.* The limitations are described at § 450.21(d).

(g) *Prohibited discharges.* The limitations are described at § 450.21(e).

(h) *Surface outlets.* The limitations are described at § 450.21(f).

[74 FR 63057, Dec. 1, 2009, as amended at 75 FR 10439, Mar. 8, 2010; 75 FR 68217, Nov. 5, 2010; 80 FR 25236, May 4, 2015]

§ 450.23 Effluent limitations reflecting the best conventional pollutant control technology (BCT).

Except as provided in 40 CFR 125.30 through 125.32, any point source subject to this subpart must achieve, at a minimum, the following effluent limitations representing the degree of effluent reduction attainable by application of the best conventional pollutant control technology (BCT). The effluent limitations are described at § 450.21.

§ 450.24 New source performance standards reflecting the best available demonstrated control technology (NSPS).

Any new source subject to this subpart must achieve, at a minimum, the following new source performance standards representing the degree of effluent reduction attainable by application of the best available demonstrated control technology (NSPS): The standards are described at § 450.22.

PART 451—CONCENTRATED AQUATIC ANIMAL PRODUCTION POINT SOURCE CATEGORY

Sec.

451.1 General applicability.

451.2 General definitions.

451.3 General reporting requirements.

Subpart A—Flow-Through and Recirculating Systems Subcategory

451.10 Applicability.

451.11 Effluent limitations attainable by the application of the best practicable control technology currently available (BPT).

451.12 Effluent limitations attainable by the application of the best available technology economically achievable (BAT).

451.13 Effluent limitations attainable by the application of the best conventional technology (BCT).

451.14 New source performance standards (NSPS).

Subpart B—Net Pen Subcategory

451.20 Applicability.

451.21 Effluent limitations attainable by the application of the best practicable control technology currently available (BPT).

451.22 Effluent limitations attainable by the application of the best available technology economically achievable (BAT).

451.23 Effluent limitations attainable by the application of the best conventional technology (BCT).

451.24 New source performance standards (NSPS).

AUTHORITY: 7 U.S.C. 135 *et seq.*, 136–136y; 15 U.S.C. 2001, 2003, 2005, 2006, 2601–2671, 21 U.S.C. 331j, 346a, 348; 31 U.S.C. 9701; 33 U.S.C. 1251 *et seq.*, 1311, 1313d, 1314, 1318, 1321, 1326, 1330, 1342, 1344, 1345(d) and (e), 1361; 42 U.S.C. 241, 242b, 243, 246, 300f, 300g, 300g–1, 300g–2, 300g–3, 300g–4, 300g–5, 300g–6, 300j–2, 300j–3, 300j–4, 300j–9, 1857 *et seq.*, 6901–6992k, 7401–7671q, 7542, 9601–9657, 11023, 11048; E.O. 11735, 38 FR 21243, 3 CFR, 1971–1975 Comp., 973.

SOURCE: 69 FR 51927, Aug. 23, 2004, unless otherwise noted.

§ 451.1 General applicability.

As defined more specifically in each subpart, this part applies to discharges from concentrated aquatic animal production facilities as defined at 40 CFR 122.24 and appendix C of 40 CFR part 122. This part applies to the discharges of pollutants from facilities that produce 100,000 pounds or more of aquatic animals per year in a flow-through, recirculating, net pen or submerged cage system.

§ 451.2 General definitions.

As used in this part:

(a) The general definitions and abbreviations in 40 CFR part 401 apply.

(b) *Approved dosage* means the dose of a drug that has been found to be safe and effective under the conditions of a new animal drug application.

(c) *Aquatic animal containment system* means a culture or rearing unit such as a raceway, pond, tank, net or other structure used to contain, hold or produce aquatic animals. The containment system includes structures designed to hold sediments and other materials that are part of a wastewater treatment system.

(d) *Concentrated aquatic animal production facility* is defined at 40 CFR

§451.3

40 CFR Ch. I (7–1–21 Edition)

122.24 and appendix C of 40 CFR part 122.

(e) *Drug* means any substance defined as a drug in section 201(g)(1) of the Federal Food, Drug and Cosmetic Act (21 U.S.C. 321).

(f) *Extralabel drug use* means a drug approved under the Federal Food, Drug and Cosmetic Act that is not used in accordance with the approved label directions, see 21 CFR part 530.

(g) *Flow-through system* means a system designed to provide a continuous water flow to waters of the United States through chambers used to produce aquatic animals. Flow-through systems typically use rearing units that are either raceways or tank systems. Rearing units referred to as raceways are typically long, rectangular chambers at or below grade, constructed of earth, concrete, plastic, or metal to which water is supplied by nearby rivers or springs. Rearing units comprised of tank systems use circular or rectangular tanks and are similarly supplied with water to raise aquatic animals. The term does not include net pens.

(h) *Investigational new animal drug (INAD)* means a drug for which there is a valid exemption in effect under section 512(j) of the Federal Food, Drug, and Cosmetic Act, 21 U.S.C. 360b(j), to conduct experiments.

(i) *New animal drug application* is defined in 512(b)(1) of the Federal Food, Drug, and Cosmetic Act (21 U.S.C. 360b(b)(1)).

(j) *Net pen system* means a stationary, suspended or floating system of nets, screens, or cages in open waters of the United States. Net pen systems typically are located along a shore or pier or may be anchored and floating offshore. Net pens and submerged cages rely on tides and currents to provide a continual supply of high-quality water to the animals in production.

(k) *Permitting authority* means EPA or the State agency authorized to administer the National Pollutant Discharge Elimination System permitting program for the receiving waters into which a facility subject to this part discharges.

(l) *Pesticide* means any substance defined as a “pesticide” in section 2(u) of

the Federal Insecticide, Fungicide, and Rodenticide Act (7 U.S.C. 136(u)).

(m) *Real-time feed monitoring* means a system designed to track the rate of feed consumption and to detect uneaten feed passing through the nets at a net pen facility. These systems may rely on a combination of visual observation and hardware, including, but not limited to, devices such as video cameras, digital scanning sonar, or upweller systems that allow facilities to determine when to cease feeding the aquatic animals. Visual observation alone from above the pens does not constitute real-time monitoring.

(n) *Recirculating system* means a system that filters and reuses water in which the aquatic animals are produced prior to discharge. Recirculating systems typically use tanks, biological or mechanical filtration, and mechanical support equipment to maintain high quality water to produce aquatic animals.

§451.3 General reporting requirements.

(a) *Drugs.* Except as noted below, a permittee subject to this part must notify the permitting authority of the use in a concentrated aquatic animal production facility subject to this part of any investigational new animal drug (INAD) or any extralabel drug use where such a use may lead to a discharge of the drug to waters of the U.S. Reporting is not required for an INAD or extralabel drug use that has been previously approved by FDA for a different species or disease if the INAD or extralabel use is at or below the approved dosage and involves similar conditions of use.

(1) The permittee must provide a written report to the permitting authority of an INAD’s impending use within 7 days of agreeing or signing up to participate in an INAD study. The written report must identify the INAD to be used, method of use, the dosage, and the disease or condition the INAD is intended to treat.

(2) For INADs and extralabel drug uses, the permittee must provide an oral report to the permitting authority as soon as possible, preferably in advance of use, but no later than 7 days after initiating use of that drug. The

Environmental Protection Agency

§ 451.11

oral report must identify the drugs used, method of application, and the reason for using that drug.

(3) For INADs and extralabel drug uses, the permittee must provide a written report to the permitting authority within 30 days after initiating use of that drug. The written report must identify the drug used and include: the reason for treatment, date(s) and time(s) of the addition (including duration), method of application; and the amount added.

(b) Failure in, or damage to, the structure of an aquatic animal containment system resulting in an unanticipated material discharge of pollutants to waters of the U.S. In accordance with the following procedures, any permittee subject to this part must notify the permitting authority when there is a reportable failure.

(1) The permitting authority may specify in the permit what constitutes reportable damage and/or a material discharge of pollutants, based on a consideration of production system type, sensitivity of the receiving waters and other relevant factors.

(2) The permittee must provide an oral report within 24 hours of discovery of any reportable failure or damage that results in a material discharge of pollutants, describing the cause of the failure or damage in the containment system and identifying materials that have been released to the environment as a result of this failure.

(3) The permittee must provide a written report within 7 days of discovery of the failure or damage documenting the cause, the estimated time elapsed until the failure or damage was repaired, an estimate of the material released as a result of the failure or damage, and steps being taken to prevent a recurrence.

(c) In the event a spill of drugs, pesticides or feed occurs that results in a discharge to waters of the U.S., the permittee must provide an oral report of the spill to the permitting authority within 24 hours of its occurrence and a written report within 7 days. The report shall include the identity and quantity of the material spilled.

(d) *Best management practices (BMP) plan.* The permittee subject to this part must:

(1) Develop and maintain a plan on site describing how the permittee will achieve the requirements of § 451.11(a) through (e) or § 451.21(a) through (h), as applicable.

(2) Make the plan available to the permitting authority upon request.

(3) The permittee subject to this part must certify in writing to the permitting authority that a BMP plan has been developed.

Subpart A—Flow-Through and Recirculating Systems Subcategory

§ 451.10 Applicability.

This subpart applies to the discharge of pollutants from a concentrated aquatic animal production facility that produces 100,000 pounds or more per year of aquatic animals in a flow-through or recirculating system.

§ 451.11 Effluent limitations attainable by the application of the best practicable control technology currently available (BPT).

Except as provided in 40 CFR 125.30 through 125.32, any existing point source subject to this subpart must meet the following requirements, expressed as practices (or any modification to these requirements as determined by the permitting authority based on its exercise of its best professional judgment) representing the application of BPT:

(a) *Solids control.* The permittee must:

(1) Employ efficient feed management and feeding strategies that limit feed input to the minimum amount reasonably necessary to achieve production goals and sustain targeted rates of aquatic animal growth in order to minimize potential discharges of uneaten feed and waste products to waters of the U.S.

(2) In order to minimize the discharge of accumulated solids from settling ponds and basins and production systems, identify and implement procedures for routine cleaning of rearing units and off-line settling basins, and procedures to minimize any discharge of accumulated solids during the inventorying, grading and harvesting aquatic animals in the production system.

§ 451.12

(3) Remove and dispose of aquatic animal mortalities properly on a regular basis to prevent discharge to waters of the U.S., except in cases where the permitting authority authorizes such discharge in order to benefit the aquatic environment.

(b) *Materials storage.* The permittee must:

(1) Ensure proper storage of drugs, pesticides, and feed in a manner designed to prevent spills that may result in the discharge of drugs, pesticides or feed to waters of the U.S.

(2) Implement procedures for properly containing, cleaning, and disposing of any spilled material.

(c) *Structural maintenance.* The permittee must:

(1) Inspect the production system and the wastewater treatment system on a routine basis in order to identify and promptly repair any damage.

(2) Conduct regular maintenance of the production system and the wastewater treatment system in order to ensure that they are properly functioning.

(d) *Recordkeeping.* The permittee must:

(1) In order to calculate representative feed conversion ratios, maintain records for aquatic animal rearing units documenting the feed amounts and estimates of the numbers and weight of aquatic animals.

(2) Keep records documenting the frequency of cleaning, inspections, maintenance and repairs.

(e) *Training.* The permittee must:

(1) In order to ensure the proper clean-up and disposal of spilled material adequately train all relevant facility personnel in spill prevention and how to respond in the event of a spill.

(2) Train staff on the proper operation and cleaning of production and wastewater treatment systems including training in feeding procedures and proper use of equipment.

§ 451.12 Effluent limitations attainable by the application of the best available technology economically achievable (BAT).

Except as provided in 40 CFR 125.30 through 125.32, any existing point source subject to this subpart must meet the following requirements representing the application of BAT: The

40 CFR Ch. I (7–1–21 Edition)

limitations are the same as the corresponding limitations specified in § 451.11.

§ 451.13 Effluent limitations attainable by the application of the best conventional technology (BCT).

Except as provided in 40 CFR 125.30 through 125.32, any existing point source subject to this subpart must meet the following requirements representing the application of BCT: The limitations are the same as the corresponding limitations specified in § 451.11.

§ 451.14 New source performance standards (NSPS).

Any point source subject to this subpart that is a new source must meet the following requirements: The standards are the same as the corresponding limitations specified in § 451.11.

Subpart B—Net Pen Subcategory

§ 451.20 Applicability.

This subpart applies to the discharge of pollutants from a concentrated aquatic animal production facility that produces 100,000 pounds or more per year of aquatic animals in net pen or submerged cage systems, except for net pen facilities rearing native species released after a growing period of no longer than 4 months to supplement commercial and sport fisheries.

§ 451.21 Effluent limitations attainable by the application of the best practicable control technology currently available (BPT).

Except as provided in 40 CFR 125.30 through 125.32, any existing point source subject to this subpart must meet the following requirements, expressed as practices (or any modification to these requirements as determined by the permitting authority based on its exercise of its best professional judgment) representing the application of BPT:

(a) *Feed management.* Employ efficient feed management and feeding strategies that limit feed input to the minimum amount reasonably necessary to achieve production goals and sustain targeted rates of aquatic animal growth. These strategies must

minimize the accumulation of uneaten food beneath the pens through the use of active feed monitoring and management practices. These practices may include one or more of the following: Use of real-time feed monitoring, including devices such as video cameras, digital scanning sonar, and upweller systems; monitoring of sediment quality beneath the pens; monitoring of benthic community quality beneath the pens; capture of waste feed and feces; or other good husbandry practices approved by the permitting authority.

(b) *Waste collection and disposal.* Collect, return to shore, and properly dispose of all feed bags, packaging materials, waste rope and netting.

(c) *Transport or harvest discharge.* Minimize any discharge associated with the transport or harvesting of aquatic animals including blood, viscera, aquatic animal carcasses, or transport water containing blood.

(d) *Carcass removal.* Remove and dispose of aquatic animal mortalities properly on a regular basis to prevent discharge to waters of the U.S.

(e) *Materials storage.* (1) Ensure proper storage of drugs, pesticides and feed in a manner designed to prevent spills that may result in the discharge of drugs, pesticides or feed to waters of the U.S.

(2) Implement procedures for properly containing, cleaning, and disposing of any spilled material.

(f) *Maintenance.* (1) Inspect the production system on a routine basis in order to identify and promptly repair any damage.

(2) Conduct regular maintenance of the production system in order to ensure that it is properly functioning.

(g) *Recordkeeping.* (1) In order to calculate representative feed conversion ratios, maintain records for aquatic animal net pens documenting the feed amounts and estimates of the numbers and weight of aquatic animals.

(2) Keep records of the net changes, inspections and repairs.

(h) *Training.* The permittee must:

(1) In order to ensure the proper clean-up and disposal of spilled material adequately train all relevant facility personnel in spill prevention and how to respond in the event of a spill.

(2) Train staff on the proper operation and cleaning of production systems including training in feeding procedures and proper use of equipment.

§ 451.22 Effluent limitations attainable by the application of the best available technology economically achievable (BAT).

Except as provided in 40 CFR 125.30 through 125.32, any existing point source subject to this subpart must achieve the following effluent limitations representing the application of BAT: The limitations are the same as the limitations specified in § 451.21.

§ 451.23 Effluent limitations attainable by the application of the best conventional technology (BCT).

Except as provided in 40 CFR 125.30 through 125.32, any existing point source subject to this subpart must achieve the following effluent limitations representing the application of BCT: The limitations are the same as the limitations specified in § 451.21.

§ 451.24 New source performance standards (NSPS).

Any point source subject to this subpart that is a new source must meet the following requirements: The standard is the same as the limitations specified in § 451.21.

PART 454—GUM AND WOOD CHEMICALS MANUFACTURING POINT SOURCE CATEGORY

Subpart A—Char and Charcoal Briquets Subcategory

Sec.

454.10 Applicability; description of the manufacture of char and charcoal briquets subcategory.

454.11 Specialized definitions.

454.12 Effluent limitations and guidelines representing the degree of effluent reduction attainable by the application of the best practicable control technology currently available.

Subpart B—Gum Rosin and Turpentine Subcategory

454.20 Applicability; description of the manufacture of gum rosin and turpentine subcategory.

454.21 Specialized definitions.

§ 454.10

454.22 Effluent limitations and guidelines representing the degree of effluent reduction attainable by the application of the best practicable control technology currently available.

Subpart C—Wood Rosin, Turpentine and Pine Oil Subcategory

454.30 Applicability; description of the manufacture of wood rosin, turpentine and pine oil subcategory.

454.31 Specialized definitions.

454.32 Effluent limitations and guidelines representing the degree of effluent reduction attainable by the application of the best practicable control technology currently available.

Subpart D—Tall Oil Rosin, Pitch and Fatty Acids Subcategory

454.40 Applicability; description of the manufacture of tall oil rosin, pitch and fatty acids subcategory.

454.41 Specialized definitions.

454.42 Effluent limitations and guidelines representing the degree of effluent reduction attainable by the application of the best practicable control technology currently available.

Subpart E—Essential Oils Subcategory

454.50 Applicability; description of the essential oils subcategory.

454.51 Specialized definitions.

454.52 Effluent limitations and guidelines representing the degree of effluent reduction attainable by the application of the best practicable control technology currently available.

Subpart F—Rosin-Based Derivatives Subcategory

454.60 Applicability; description of manufacture of rosin-based derivatives subcategory.

454.61 Specialized definitions.

454.62 Effluent limitations and guidelines representing the degree of effluent reduction attainable by the application of the best practicable control technology currently available.

AUTHORITY: Secs. 301, 304(b) and (c), 306(b), 307(b) and (c), Federal Water Pollution Control Act, as amended (33 U.S.C. 1251, 1311, 1314(b) and (c), 1316(b) and 1317(b) and (c), 86 Stat. 816 *et. seq.*; Pub. L. 92-500) (the Act).

SOURCE: 41 FR 20511, May 18, 1976, unless otherwise noted.

40 CFR Ch. I (7-1-21 Edition)

Subpart A—Char and Charcoal Briquets Subcategory

§ 454.10 Applicability; description of the manufacture of char and charcoal briquets subcategory.

The provisions of this subpart are applicable to discharges resulting from the production of char and charcoal briquets.

§ 454.11 Specialized definitions.

For the purpose of this subpart:

(a) Except as provided below, the general definitions, abbreviations and methods of analysis set forth in part 401 of this chapter shall apply to this subpart.

(b) The term “product” shall mean char and charcoal briquets.

§ 454.12 Effluent limitations and guidelines representing the degree of effluent reduction attainable by the application of the best practicable control technology currently available.

Except as provided in §§ 125.30 through 125.32, any existing point source subject to this subpart shall achieve the following effluent limitations representing the degree of effluent reduction attainable by the application of the best practicable control technology currently available (BPT):

(a) The following limitations establish the quantity or quality of pollutants or pollutant properties, controlled by this paragraph, which may be discharged from the manufacture of char and charcoal briquets by a point source subject to the provisions of this paragraph after application of the best practicable control technology currently available: There shall be no discharge of process wastewater pollutants to navigable waters.

[41 FR 20511, May 18, 1976, as amended at 60 FR 33970, June 29, 1995]

Subpart B—Gum Rosin and Turpentine Subcategory

§ 454.20 Applicability; description of the manufacture of gum rosin and turpentine subcategory.

The provisions of this subpart are applicable to discharges resulting from

Environmental Protection Agency

§ 454.32

the manufacture of gum rosin and turpentine.

§ 454.21 Specialized definitions.

For the purpose of this subpart:

(a) Except as provided below, the general definitions, abbreviations and methods of analysis set forth in 40 CFR part 401 shall apply to this subpart.

(b) The term “product” shall mean gum rosin and turpentine.

§ 454.22 Effluent limitations and guidelines representing the degree of effluent reduction attainable by the application of the best practicable control technology currently available.

Except as provided in §§ 125.30 through 125.32, any existing point source subject to this subpart shall achieve the following effluent limitations representing the degree of effluent reduction attainable by the application of the best practicable control technology currently available (BPT):

(a) The following limitations establish the quantity or quality of pollutants or pollutant properties, controlled by this paragraph, which may be discharged from the manufacture of gum rosin and turpentine by a point source subject to the provisions of this paragraph after application of the best practicable control technology currently available:

[Metric units, kg/kg of product; English units, lb/1,000 lb of product]

Effluent characteristic	Effluent limitations	
	Maximum for any 1 day	Average of daily values for 30 consecutive days shall not exceed—
BOD ₅	1.42	0.755
TSS	0.077	0.026
pH	(¹)	(¹)

¹ Within the range 6.0 to 9.0.

[41 FR 20511, May 18, 1976, as amended at 60 FR 33970, June 29, 1995]

Subpart C—Wood Rosin, Turpentine and Pine Oil Subcategory

§ 454.30 Applicability; description of the manufacture of wood rosin, turpentine and pine oil subcategory.

The provisions of this subpart are applicable to discharges resulting from the manufacture of wood rosin, turpentine and pine oil subcategory.

§ 454.31 Specialized definitions.

For the purpose of this subpart:

(a) Except as provided below, the general definitions, abbreviations and methods of analysis set forth in 40 CFR part 401 shall apply to this subpart.

(b) The term “product” shall mean products from wood rosin, turpentine and pine oil.

§ 454.32 Effluent limitations and guidelines representing the degree of effluent reduction attainable by the application of the best practicable control technology currently available.

Except as provided in §§ 125.30 through 125.32, any existing point source subject to this subpart shall achieve the following effluent limitations representing the degree of effluent reduction attainable by the application of the best practicable control technology currently available (BPT):

(a) The following limitations establish the quantity or quality of pollutants or pollutant properties, controlled by this paragraph, which may be discharged from the manufacture of wood rosin, turpentine and pine oil by a point source subject to the provisions of this paragraph after application of the best practicable control technology currently available:

[Metric units, kg/kg of product; English units, lb/1,000 lb of product]

Effluent characteristic	Effluent limitations	
	Maximum for any 1 day	Average of daily values for 30 consecutive days shall not exceed—
BOD ₅	2.08	1.10
TSS	1.38	0.475
pH	(¹)	(¹)

¹ Within the range 6.0 to 9.0.

§ 454.40

[41 FR 20511, May 18, 1976, as amended at 60 FR 33970, June 29, 1995]

Subpart D—Tall Oil Rosin, Pitch and Fatty Acids Subcategory

§ 454.40 Applicability; description of manufacture of tall oil rosin, pitch and fatty acids subcategory.

The provisions of this subpart are applicable to discharges resulting from the manufacture of tall oil rosin, pitch and fatty acids.

§ 454.41 Specialized definitions.

For the purpose of this subpart:

(a) Except as provided below, the general definitions, abbreviations and methods of analysis set forth in 40 CFR part 401 shall apply to this subpart.

(b) The term “product” shall mean tall oil rosin, pitch and fatty acids.

§ 454.42 Effluent limitations and guidelines representing the degree of effluent reduction attainable by the application of the best practicable control technology currently available.

Except as provided in §§ 125.30 through 125.32, any existing point source subject to this subpart shall achieve the following effluent limitations representing the degree of effluent reduction attainable by the application of the best practicable control technology currently available (BPT):

(a) The following limitations establish the quantity or quality of pollutants or pollutant properties, controlled by this paragraph, which may be discharged from the manufacture of tall oil rosin, pitch and fatty acids by a point source subject to the provisions of this paragraph after application of the best practicable control technology currently available:

[Metric units, kg/kkg of product; English units, lb/1,000 lb of product]

Effluent characteristic	Effluent limitations	
	Maximum for any 1 day	Average of daily values for 30 consecutive days shall not exceed—
BOD ₅	0.995	0.529
TSS	0.705	0.243
pH	(¹)	(¹)

¹ Within the range 6.0 to 9.0.

40 CFR Ch. I (7–1–21 Edition)

[41 FR 20511, May 18, 1976, as amended at 60 FR 33971, June 29, 1995]

Subpart E—Essential Oils Subcategory

§ 454.50 Applicability; description of the essential oils subcategory.

The provisions of this subpart are applicable to discharges resulting from the manufacture of essential oils.

§ 454.51 Specialized definitions.

For the purpose of this subpart:

(a) Except as provided below, the general definitions, abbreviations and methods of analysis set forth in 40 CFR part 401 shall apply to this subpart.

(b) The term “product” shall mean essential oils.

§ 454.52 Effluent limitations and guidelines representing the degree of effluent reduction attainable by the application of the best practicable control technology currently available.

Except as provided in §§ 125.30 through 125.32, any existing point source subject to this subpart shall achieve the following effluent limitations representing the degree of effluent reduction attainable by the application of the best practicable control technology currently available (BPT):

(a) The following limitations establish the quantity or quality of pollutants or pollutant properties, controlled by this paragraph, which may be discharged from the manufacture of essential oils by a point source subject to the provisions of this paragraph after application of the best practicable control technology currently available:

[Metric units, kg/kkg of product; English units, lb/1,000 lb of product]

Effluent characteristic	Effluent limitations	
	Maximum for any 1 day	Average of daily values for 30 consecutive days shall not exceed—
BOD ₅	22.7	12.0
TSS	9.01	3.11
pH	(¹)	(¹)

¹ Within the range 6.0 to 9.0.

[41 FR 20511, May 18, 1976, as amended at 60 FR 33971, June 29, 1995]

Subpart F—Rosin-Based Derivatives Subcategory

§ 454.60 Applicability; description of manufacture of rosin-based derivatives subcategory.

The provisions of this subpart are applicable to discharges resulting from the manufacture of rosin-based derivatives.

§ 454.61 Specialized definitions.

For the purpose of this subpart:

(a) Except as provided below, the general definitions, abbreviations and methods of analysis set forth in 40 CFR part 401 shall apply to this subpart.

(b) The term “product” shall mean rosin-based derivatives.

§ 454.62 Effluent limitations and guidelines representing the degree of effluent reduction attainable by the application of the best practicable control technology currently available.

Except as provided in §§ 125.30 through 125.32, any existing point source subject to this subpart shall achieve the following effluent limitations representing the degree of effluent reduction attainable by the application of the best practicable control technology currently available (BPT):

(a) The following limitations establish the quantity or quality of pollutants or pollutant properties, controlled by this paragraph, which may be discharged from the manufacture of rosin-based derivatives by a point source subject to the provisions of this paragraph after application of the best practicable control technology currently available:

[Metric units, kg/kkg of product; English units, lb/1,000 lb of product]

Effluent characteristic	Effluent limitations	
	Maximum for any 1 day	Average of daily values for 30 consecutive days shall not exceed—
BOD ₅	1.41	0.748
TSS	0.045	0.015
pH	(¹)	(¹)

¹ Within the range 6.0 to 9.0.

[41 FR 20511, May 18, 1976, as amended at 60 FR 33971, June 29, 1995]

PART 455—PESTICIDE CHEMICALS

Sec.

455.10 General definitions.

Subpart A—Organic Pesticide Chemicals Manufacturing Subcategory

455.11 Compliance date for pretreatment standards for existing sources (PSES).

455.20 Applicability; description of the organic pesticide chemicals manufacturing subcategory.

455.21 Specialized definitions.

455.22 Effluent limitations guidelines representing the degree of effluent reduction attainable by the application of the best practicable control technology currently available.

455.23 Effluent limitations guidelines representing the degree of effluent reduction attainable by the application of the best conventional pollutant control technology (BCT).

455.24 Effluent limitations guidelines representing the degree of effluent reduction attainable by the application of the best available control technology economically achievable (BAT).

455.25 New source performance standards (NSPS).

455.26 Pretreatment standards for existing sources (PSES).

455.27 Pretreatment standards for new sources (PSNS).

Subpart B—Metallo-Organic Pesticide Chemicals Manufacturing Subcategory

455.30 Applicability; description of the metallo-organic pesticide chemicals manufacturing subcategory.

455.31 Specialized definitions.

455.32 Effluent limitations guidelines representing the degree of effluent reduction attainable by the application of the best practicable control technology currently available.

455.33 Effluent limitations guidelines representing the degree of effluent reduction attainable by the application of the best conventional pollutant control technology (BCT). [Reserved]

455.34 Effluent limitations guidelines representing the degree of effluent reduction attainable by the application of the best available control technology economically achievable (BAT). [Reserved]

455.35 New source performance standards (NSPS). [Reserved]

455.36 Pretreatment standards for existing sources (PSES). [Reserved]

455.37 Pretreatment standards for new sources (PSNS). [Reserved]

**Subpart C—Pesticide Chemicals
Formulating and Packaging Subcategory**

- 455.40 Applicability; description of the pesticide formulating, packaging and repackaging subcategory.
- 455.41 Special definitions.
- 455.42 Effluent limitations guidelines representing the degree of effluent reduction attainable by the application of the best practicable control technology currently available, (BPT).
- 455.43 Effluent limitations guidelines representing the degree of effluent reduction attainable by the application of the best conventional pollutant control technology (BCT).
- 455.44 Effluent limitations guidelines representing the degree of effluent reduction attainable by the application of the best available control technology economically achievable (BAT).
- 455.45 New source performance standards (NSPS).
- 455.46 Pretreatment standards for existing sources (PSES).
- 455.47 Pretreatment standards for new sources (PSNS).

**Subpart D—Test Methods for Pesticide
Pollutants**

- 455.50 Identification of test procedures.

**Subpart E—Repackaging of Agricultural
Pesticides Performed at Refilling Establishments**

- 455.60 Applicability; description of the repackaging of agricultural pesticides performed by refilling establishments subcategory.
- 455.61 Special definitions.
- 455.62 Effluent limitations guidelines representing the degree of effluent reduction attainable by the application of the best practicable pollutant control technology (BPT).
- 455.63 Effluent limitations guidelines representing the degree of effluent reduction attainable by the application of the best conventional pollutant control technology (BCT).
- 455.64 Effluent limitations guidelines representing the degree of effluent reduction attainable by the application of the best available technology economically achievable (BAT).
- 455.65 New source performance standards (NSPS).
- 455.66 Pretreatment standards for existing sources (PSES).
- 455.67 Pretreatment standards for new sources (PSNS).

TABLE 1 TO PART 455—LIST OF ORGANIC PESTICIDE ACTIVE INGREDIENTS

TABLE 2 TO PART 455—ORGANIC PESTICIDE ACTIVE INGREDIENT EFFLUENT LIMITATIONS BEST AVAILABLE TECHNOLOGY ECONOMICALLY ACHIEVABLE (BAT) AND PRETREATMENT STANDARDS FOR EXISTING SOURCES (PSES)

TABLE 3 TO PART 455—ORGANIC PESTICIDE ACTIVE INGREDIENT NEW SOURCE PERFORMANCE STANDARDS (NSPS) AND PRETREATMENT STANDARDS FOR NEW SOURCES (PSNS)

TABLE 4 TO PART 455—BAT AND NSPS EFFLUENT LIMITATIONS FOR PRIORITY POLLUTANTS FOR DIRECT DISCHARGE POINT SOURCES THAT USE END-OF-PIPE BIOLOGICAL TREATMENT

TABLE 5 TO PART 455—BAT AND NSPS EFFLUENT LIMITATIONS FOR PRIORITY POLLUTANTS FOR DIRECT DISCHARGE POINT SOURCES THAT DO NOT USE END-OF-PIPE BIOLOGICAL TREATMENT

TABLE 6 TO PART 455—PSES AND PSNS FOR PRIORITY POLLUTANTS

TABLE 7 TO PART 455 [RESERVED]

TABLE 8 TO PART 455—LIST OF POLLUTION PREVENTION ALTERNATIVE PRACTICES

TABLE 9 TO PART 455—GROUP 2 MIXTURES

TABLE 10 TO PART 455—LIST OF APPROPRIATE POLLUTION CONTROL TECHNOLOGIES

AUTHORITY: Secs. 301, 304, 306, 307, and 501, Pub. L. 92–500, 86 Stat. 816, Pub. L. 95–217, 91 Stat. 156, and Pub. L. 100–4 (33 U.S.C. 1311, 1314, 1316, 1317, and 1361).

SOURCE: 43 FR 17776, Apr. 25, 1978, unless otherwise noted.

§ 455.10 General definitions.

As used in this part:

(a)(1) *Pesticide* means any substance or mixture of substances intended for preventing, destroying, repelling, or mitigating any pest.

(b) *Active ingredient* means an ingredient of a pesticide which is intended to prevent, destroy, repel, or mitigate any pest.

(c) *Pesticide chemicals* means the sum of all active ingredients manufactured at each facility covered by this part.

(d) *Pest* means: (1) Any insect, rodent, nematode, fungus, weed, or (2) any other form of terrestrial or aquatic plant or animal life or virus, bacteria, or other micro-organism (except virusus, bacteria, or other micro-organisms on or in living man or other living animals) which the Administrator declares to be a pest under section 25(c)(1) of Pub. L. 94–140, Federal Insecticide, Fungicide and Rodenticide Act.

(e) Except as provided in this regulation, the general definitions, abbreviations and methods of analysis set forth in part 401 of this chapter shall apply to this part.

(f) *Priority Pollutants* means the toxic pollutants listed in 40 CFR part 423, appendix A.

(g) *Appropriate pollution control technology* means the wastewater treatment technology listed in Table 10 to this part 455 for a particular PAI(s) including an emulsion breaking step prior to the listed technology when emulsions are present in the wastewater to be treated.

(h) *Equivalent system* means a wastewater treatment system that is demonstrated in literature, treatability tests or self-monitoring data to remove a similar level of pesticide active ingredient (PAI) or priority pollutants as the applicable appropriate pollution control technology listed in Table 10 to this part 455.

(i) *Formulation* of pesticide products means the process of mixing, blending or diluting one or more pesticide active ingredients (PAIs) with one or more active or inert ingredients, without an intended chemical reaction to obtain a manufacturing use product or an end use product.

(j) *Group 1 mixtures* means any product whose only pesticidal active ingredient(s) is: a common food/food constituent or non-toxic household item; or is a substance that is generally recognized as safe (GRAS) by the Food and Drug Administration (21 CFR 170.30, 182, 184, and 186) in accordance with good manufacturing practices, as defined by 21 CFR part 182; or is exempt from FIFRA under 40 CFR 152.25.

(k) *Group 2 mixtures* means those chemicals listed in Table 9 to this part 455.

(l) *Inorganic wastewater treatment chemicals* means inorganic chemicals that are commonly used in wastewater treatment systems to aid in the removal of pollutants through physical/chemical technologies such as chemical precipitation, flocculation, neutralization, chemical oxidation, hydrolysis and/or adsorption.

(m) *Interior wastewater sources* means wastewater that is generated from cleaning or rinsing the interior of pes-

ticide formulating, packaging or repackaging equipment; or from rinsing the interior of raw material drums, shipping containers or bulk storage tanks; or cooling water that comes in direct contact with pesticide active ingredients (PAIs) during the formulating, packaging or repackaging process.

(n) *Microorganisms* means registered pesticide active ingredients that are biological control agents listed in 40 CFR 152.20(a)(3) including Eucaryotes (protozoa, algae, fungi), Procaryotes (bacteria), and Viruses.

(o) *Packaging* of pesticide products means enclosing or placing a formulated pesticide product into a marketable container.

(p) *PFPR/Manufacturer* means a pesticide formulating, packaging and repackaging facility that also performs pesticide manufacturing on-site and commingles their PFPR process wastewaters and pesticide manufacturing process wastewaters.

(q) *Pool chemicals* means pesticide products that are intended to disinfect or sanitize, reducing or mitigating growth or development of microbiological organisms including bacteria, algae, fungi or viruses in the water of swimming pools, hot tubs, spas or other such areas, in the household and/or institutional environment, as provided in the directions for use on the product label.

(r) *Refilling establishment* means an establishment where the activity of repackaging pesticide product into refillable containers occurs.

(s) *Repackaging of pesticide products* means the transfer of a pesticide formulation (or PAI) from one container to another without a change in composition of the formulation or the labeling content, for sale or distribution.

(t) *Sanitizer products* means pesticide products that are intended to disinfect or sanitize, reducing or mitigating growth or development of microbiological organisms including bacteria, fungi or viruses on inanimate surfaces in the household, institutional, and/or commercial environment and whose labeled directions for use result in the product being discharged to Publicly Owned Treatment Works

(POTWs). This definition shall also include sanitizer solutions as defined by 21 CFR 178.1010 and pool chemicals as defined in this section (455.10(q)). This definition does not include liquid chemical sterilants (including sporicidals) exempted by § 455.40(f) or otherwise, industrial preservatives, and water treatment microbiocides other than pool chemicals.

(u) *Stand-alone PFPR facility* means a PFPR facility where either: No pesticide manufacturing occurs; or where pesticide manufacturing process wastewaters are not commingled with PFPR process wastewaters. Such facilities may formulate, package or repack-age or manufacture other non-pesticide chemical products and be considered a “stand-alone” PFPR facility.

[43 FR 17776, Apr. 25, 1978, as amended at 50 FR 40701, Oct. 4, 1985; 51 FR 44911, Dec. 15, 1986; 58 FR 50689, Sept. 28, 1993; 61 FR 57548, Nov. 6, 1996]

Subpart A—Organic Pesticide Chemicals Manufacturing Subcategory

SOURCE: 43 FR 44846, Sept. 29, 1978, unless otherwise noted.

§ 455.11 Compliance date for pretreatment standards for existing sources (PSES).

All discharges subject to pretreatment standards for existing sources (PSES) in subparts A and B of this part must comply with the standards no later than September 28, 1993.

[61 FR 57549, Nov. 6, 1996]

§ 455.20 Applicability; description of the organic pesticide chemicals manufacturing subcategory.

(a) For the purpose of calculating and applying effluent limitations for COD, BOD₅, and TSS, and applying pH limits under BPT (§ 455.22), BCT (§ 455.23), and NSPS (§ 455.25), the provisions of this subpart are applicable to discharges resulting from the manufacture of organic pesticide active ingredients and organo-tin pesticide active ingredients, excluding the following: Allethrin; Benzyl Benzoate; Bisethylxanthogen; Chlorophacinone; Coumafuryl; Dimethyl Phthalate; Diphacinone;

Endothall Acid; EXD (Herbisan); Gibberellic Acid; Glyphosate; Naphthalene Acetic Acid; Propargite; 1,8 Naphthalic Anhydride; Quinmethionate; Rotenone; Sulfoxide; Triazine compounds (both symmetrical and asymmetrical); and Warfarin and similar anticoagulants. Provided, however, that the effluent limitations of this subpart for BOD₅ and TSS, but not COD, apply to manufacturers of Ametryn, Prometon, Prometryn, Terbutryn, Cyanazine, Atrazine, Propazine, Simazine, Terbutylazine, Hexazinone, and Glyphosate.

(b) For the purpose of calculating BPT effluent limitations for organic Pesticide chemicals, the provisions of this subpart are applicable to discharges resulting from the manufacture of the following organic active ingredients: Aldrin, BHC, Captan, Chlordane, DDD, DDE, DDT, Dichloran, Dieldrin, Endosulfan, Endrin, Heptachlor, Lindane, Methoxychlor, Mirex, PCNB, Toxaphene, Trifluralin, Azinphos Methyl, Demeton-O, Demeton-S, Diazinon, Disulfoton, Malathion, Parathion Methyl, Parathion Ethyl, Aminocarb, Carbaryl, Methiocarb, Mexacarbate, Propoxur, Barban, Chlorpropham, Diuron, Fenuron, Fenuron-TCA, Linuron, Monuron, Monuron-TCA, Neubron, Propham, Swep, 2,4-D, Dicamba, Silvex, 2,4,5-T, Siduron, Perthane, and Dicofol.

(c) The intermediates used to manufacture the active ingredients and active ingredients used solely in experimental pesticides are excluded from coverage in this subpart. Insecticidal pathogenic organisms such as *Bacillus thuringiensis*, insect growth hormones, plant extracts such as pyrethrins; sex attractants and botanicals such as Rotenone are also excluded from BPT coverage in this subpart.

(d) A plant that manufactures a pesticide active ingredient listed in Table 1 of this part must comply with the BAT effluent limitations and new source performance and pretreatment standards for that pesticide active ingredient listed in table 2 (BAT and PSES) or Table 3 of this part (NSPS and PSNS). A plant that manufactures a pesticide active ingredient listed in Table 1 of this part must also comply

with the BAT effluent limitations and new source performance and pretreatment standards for priority pollutants listed in Tables 4, 5 and 6 of this part. The limitations in Table 4 of this part (BAT and NSPS) are applicable to existing and new direct discharge point sources that use End-of-Pipe biological treatment. The limitations in Table 5 of this part (BAT and NSPS) are applicable to existing and new direct discharge point sources that do not use end-of-pipe biological treatment. The limitations in Table 6 of this part (PSES and PSNS) are applicable to existing and new sources that discharge to Publicly Owned Treatment Works.

(e) In the case of lead and total cyanide, the discharge quantity (mass) shall be determined by multiplying the concentrations listed in the applicable tables in this subpart times the flow from non-complexed lead-bearing waste streams for lead and times the flow from non-complexed cyanide-bearing waste streams for total cyanide. Discharges of cyanide in cyanide-bearing waste streams are not subject to the cyanide limitation and standards of this subpart if the permit writer or control authority determines that the cyanide limitations and standards are not achievable due to elevated levels of non-amenable cyanide (*i.e.*, cyanide that is not oxidized by chlorine treatment) that result from the unavoidable complexing of cyanide at the process source of the cyanide-bearing waste stream and establishes an alternative total cyanide or amenable cyanide limitation that reflects the best available technology economically achievable. The determination must be based upon a review of relevant engineering, production, and sampling and analysis information, including measurements of both total and amenable cyanide in the waste stream. An analysis of the extent of complexing in the waste stream, based on the foregoing information, and its impact on cyanide treatability shall be set forth in writing and, for direct dischargers, be contained in the fact sheet required by 40 CFR 124.8.

[43 FR 44846, Sept. 29, 1978, as amended at 50 FR 40702, Oct. 4, 1985; 51 FR 44911, Dec. 15, 1986; 58 FR 50689, Sept. 28, 1993]

§ 455.21 Specialized definitions.

(a) *Organic active ingredients* means carbon-containing active ingredients used in pesticides, excluding metalloorganic active ingredients.

(b) *Total organic active ingredients* means the sum of all organic active ingredients covered by § 455.20(a) which are manufactured at a facility subject to this subpart.

(c) *Organic pesticide chemicals* means the sum of all organic active ingredients listed in § 455.20(b) which are manufactured at a facility subject to this subpart.

(d) *Process wastewater flow* means the sum of the average daily flows from the following wastewater streams: Process stream and product washes, equipment and floor washes, water used as solvent for raw materials, water used as reaction medium, spent acids, spent bases, contact cooling water, water of reaction, air pollution control blowdown, steam jet blowdown, vacuum pump water, pump seal water, safety equipment cleaning water, shipping container cleanout, safety shower water, contaminated storm water, and product/process laboratory quality control wastewater. Notwithstanding any other regulation, process wastewater flow for the purposes of this subpart does not include wastewaters from the production of intermediate chemicals.

(e) *Process wastewater pollutants* means those pollutants present in process wastewater flow.

[43 FR 44846, Sept. 29, 1978, as amended at 58 FR 50689, Sept. 28, 1993]

§ 455.22 Effluent limitations guidelines representing the degree of effluent reduction attainable by the application of the best practicable control technology currently available.

Except as provided in §§ 125.30 through 125.32, any existing point source subject to this subpart shall achieve the following effluent limitations representing the degree of effluent reduction attainable by the application of the best practicable control technology currently available (BPT). The following limitations establish the quantity or quality of pollutants or pollutant properties controlled by this paragraph which may be discharged

§ 455.23

from the manufacture of organic active ingredient:

Effluent characteristics	Effluent limitations	
	Maximum for any 1 day	Average of daily values for 30 consecutive days shall not exceed—
COD	13.000	9.0000
BOD ₅	7.400	1.6000
TSS	6.100	1.8000
Organic pesticide chemicals	.010	.0018
pH	(¹)	(¹)

¹ Within the range of 6.0 to 9.0.

NOTE: For COD, BOD₅, and TSS, metric units: Kilogram/1,000 kg of total organic active ingredients. English units: Pound/1,000 lb of total organic active ingredients. For organic pesticide chemicals—metric units: Kilogram/1,000 kg of organic pesticide chemicals. English units: Pound/1,000 lb of organic pesticide chemicals.

[43 FR 44846, Sept. 29, 1978, as amended at 60 FR 33971, June 29, 1995]

§ 455.23 Effluent limitations guidelines representing the degree of effluent reduction attainable by the application of the best conventional pollutant control technology (BCT).

Except as provided in 40 CFR 125.30 through 125.32, any existing point source subject to this subpart must achieve the effluent limitations representing the degree of effluent reduction attainable by the application of the best conventional pollutant control technology: The limitations for BOD, TSS and pH are the same as those specified in 40 CFR 455.22.

BCT EFFLUENT LIMITATIONS
Effluent Limitations

Pollutant or pollutant property	Maximum for any one day**	Average of daily values shall not exceed**
BOD ₅	7.400	1.6000
TSS	6.100	1.8000
pH	*	*

* Within the range 6.0 to 9.0

** Metric units: Kilogram pollutant/1,000 kg of total organic active ingredients.

English units: Pound pollutant/1,000 lb of total organic active ingredients

[58 FR 50689, Sept. 28, 1993]

40 CFR Ch. I (7–1–21 Edition)

§ 455.24 Effluent limitations guidelines representing the degree of effluent reduction attainable by the application of the best available control technology economically achievable (BAT).

Except as provided in 40 CFR 125.30 through 125.32, any existing point source subject to this subpart must achieve the effluent limitations representing the degree of effluent reduction attainable by the application of the best available technology as specified in 40 CFR 455.20(d). For the priority pollutants, such sources must achieve discharges not exceeding the quantity (mass) determined by multiplying the process wastewater flow subject to this subpart as defined in 40 CFR 455.21 (d) times the concentrations listed in table 4 or table 5 of this part, as appropriate, of this subpart.

[58 FR 50690, Sept. 28, 1993]

§ 455.25 New source performance standards (NSPS).

(a) Any new source subject to this subpart which discharges process wastewater pollutants must achieve the new source performance standards specified in 40 CFR 455.20(d), and subject to 455.20(a), must meet the following standards for BOD₅, TSS, COD and pH:

NEW SOURCE PERFORMANCE STANDARDS
Standards

Pollutant or pollutant property	Maximum for any one day**	Average of daily values shall not exceed**
COD	9.360	6.480
BOD ₅	5.328	1.1520
TSS	4.392	1.2960
pH	*	*

* Within the range 6.0 to 9.0

** Metric units: Kilogram pollutant /1,000 kg of total organic active ingredients.

English units: Pound pollutant/1,000 lb of total organic active ingredients

(b) For the priority pollutants, such sources must achieve discharges not exceeding the quantity (mass) determined by multiplying the process wastewater flow subject to this subpart as defined in 40 CFR 455.21(d) times the concentrations listed in table 4 or table

Environmental Protection Agency

§ 455.32

5 of this part, as appropriate, of this subpart.

[58 FR 50690, Sept. 28, 1993]

§ 455.26 Pretreatment standards for existing sources (PSES).

Except as provided in 40 CFR 403.7, any existing source subject to this subpart which introduces pollutants into a publicly owned treatment works must comply with 40 CFR part 403 and achieve the pretreatment standards for existing sources (PSES) as specified in 40 CFR 455.20(d). For the priority pollutants, such sources must achieve discharges not exceeding the quantity (mass) determined by multiplying the process wastewater flow subject to this subpart as defined in 40 CFR 455.21(d) times the concentrations listed in Table 6 of this part. If mass limitations have not been developed as required, the source shall achieve discharges not exceeding the concentration limitations listed in Table 6 of this part.

[58 FR 50690, Sept. 28, 1993]

§ 455.27 Pretreatment standards for new sources (PSNS).

Except as provided in 40 CFR 403.7, any new source subject to this subpart which introduces pollutants into a publicly owned treatment works must comply with 40 CFR part 403 and must achieve the pretreatment standards for new sources (PSNS) as specified in 40 CFR 455.20(d). For the priority pollutants, the source must achieve discharges not exceeding the quantity (mass) determined by multiplying the process wastewater flow subject to this subpart as defined in 40 CFR 455.21(d) times the concentrations listed in table 6 of this part. If mass limitations have not been developed as required, the source shall achieve discharges not exceeding the concentration limitations listed in table 6 of this part.

[58 FR 50690, Sept. 28, 1993]

Subpart B—Metallo-Organic Pesticide Chemicals Manufacturing Subcategory

§ 455.30 Applicability; description of the metallo-organic pesticide chemicals manufacturing subcategory.

The provisions of this subpart are applicable to discharges resulting from the manufacture of metallo-organic active ingredients containing mercury, cadmium, arsenic, or copper. The manufacture of intermediates used to manufacture the active ingredients are excluded from coverage by this subpart.

§ 455.31 Specialized definitions.

(a) “Metallo-organic active ingredients” means carbon containing active ingredients containing one or more metallic atoms in the structure.

§ 455.32 Effluent limitations guidelines representing the degree of effluent reduction attainable by the application of the best practicable control technology currently available.

Except as provided in §§ 125.30 through 125.32, any existing point source subject to this subpart, shall achieve the following effluent limitations representing the degree of effluent reduction attainable by the application of the best practicable control technology currently available (BPT). The following limitations establish the quantity or quality of pollutants or pollutant properties controlled by this paragraph which may be discharged from the manufacture of metallo-organic active ingredient: There shall be no discharge of process waste water pollutants to navigable waters.

[60 FR 33971, June 29, 1995]

§ 455.33

§ 455.33 Effluent limitations guidelines representing the degree of effluent reduction attainable by the application of the best conventional pollutant control technology (BCT). [Reserved]

§ 455.34 Effluent limitations guidelines representing the degree of effluent reduction attainable by the application of the best available control technology economically achievable (BAT). [Reserved]

§ 455.35 New source performance standards (NSPS). [Reserved]

§ 455.36 Pretreatment standards for existing sources (PSES). [Reserved]

§ 455.37 Pretreatment standards for new sources (PSNS). [Reserved]

Subpart C—Pesticide Chemicals Formulating and Packaging Subcategory

§ 455.40 Applicability; description of the pesticide formulating, packaging and repackaging subcategory.

(a) The provisions of this subpart are applicable to discharges resulting from all pesticide formulating, packaging and repackaging operations except as provided in paragraphs (b), (c), (d), (e) and (f) of this section.

(b) The provisions of this subpart do not apply to repackaging of agricultural pesticides performed at refilling establishments, as described in § 455.60.

(c) The provisions of this subpart do not apply to wastewater discharges from: the operation of employee showers and laundry facilities; the testing of fire protection equipment; the testing and emergency operation of safety showers and eye washes; storm water; Department of Transportation (DOT) aerosol leak test bath water from non-continuous overflow baths (batch baths) where no cans have burst from the time of the last water change-out; and on-site laboratories from cleaning analytical equipment and glassware and rinsing the retain sample container (except for the initial rinse of the retain sample container which is considered a process wastewater source for this subpart).

(d) The provisions of this subpart do not apply to wastewater discharges

40 CFR Ch. I (7–1–21 Edition)

from the formulation, packaging and/or repackaging of sanitizer products (including pool chemicals); microorganisms; inorganic wastewater treatment chemicals; group 1 mixtures and group 2 mixtures, as defined under § 455.10.

(e) The provisions of this subpart do not apply to wastewater discharges from the development of new formulations of pesticide products and the associated efficacy and field testing at on-site or stand-alone research and development laboratories where the resulting pesticide product is not produced for sale.

(f) The provisions of this subpart do not apply to wastewater discharges from the formulation, packaging and/or repackaging of liquid chemical sterilant products (including any sterilant or subordinate disinfectant claims on such products) for use on a critical or semi-critical device, as defined in Section 201 of the Federal Food, Drug and Cosmetic Act and in Section 2(u) of the Federal Insecticide, Fungicide and Rodenticide Act.

[61 FR 57549, Nov. 6, 1996]

§ 455.41 Special definitions.

(a) *Initial Certification Statement* for this subpart means a written submission to the appropriate permitting authority, e.g., the local Control Authority (the POTW) or NPDES permit writer which must be signed by the responsible corporate officer as defined in 40 CFR 403.12(l) or 40 CFR 122.22 and which:

(1) Lists and describes those product families, process lines and/or process units for which the PFPR facility is implementing the Pollution Prevention Alternative (“P2 Alternative”);

(2) Describes the PFPR facility specific practices for each product family/process line/process unit which are to be practiced as part of the P2 Alternative;

(3) Describes any justification allowing modification to the practices listed in Table 8 to this part 455; and

(4) Lists the treatment system being used to obtain a P2 allowable discharge (as defined in 455.41).

(b) *Periodic Certification Statement* for this subpart means a written submission to the appropriate permitting authority, e.g., the local Control Authority (the POTW) or NPDES permit writer, which states that the P2 Alternative is being implemented in the manner set forth in the control mechanism (for indirect dischargers) or NPDES permit (for direct dischargers) or that a justification allowing modification of the practices listed in Table 8 to this part 455 has been implemented resulting in a change in the pollution prevention practices conducted at the facility. The Periodic Certification Statement must be signed by the responsible corporate officer as defined in 40 CFR 403.12(1) or 40 CFR 122.22.

(c) *On-site Compliance Paperwork* for this subpart means data or information maintained in the offices of the PFPR facility which supports the initial and periodic certification statements as follows:

(1) Lists and describes those product families, process lines and/or process units for which the facility is implementing the P2 Alternative;

(2) Describes the facility specific practices for each product family/process line/process unit which are to be practiced as part of the P2 Alternative;

(3) Describes any justification allowing modification to the practices listed in Table 8 to this part 455;

(4) Includes a written discussion demonstrating that the treatment system being used contains the appropriate pollution control technologies (or equivalent systems/pesticide manufacturing systems) for removing the PAIs which may be found in the wastewater;

(5) Establishes a method for demonstrating to the permitting/control authority that the treatment system is well operated and maintained; and

(6) Includes a discussion of the rationale for choosing the method of demonstration.

(d) For Indirect Dischargers:

Pollution prevention (P2) allowable discharge (excluding interior wastewater sources, leak and spill clean-up water, and floor wash) for this subpart means the quantity of/concentrations of pollutants in PFPR process wastewaters that remain after a facility has demonstrated that it is using the specified

practices of the Pollution Prevention Alternative as listed in Table 8 to this part 455.

Pollution prevention (P2) allowable discharge for interior wastewater sources, leak and spill cleanup water, and floor wash for this subpart means the quantity of/concentrations of pollutants in PFPR process wastewaters that remain after a facility has demonstrated that it is using the specified practices of the Pollution Prevention Alternative as listed in Table 8 to this part 455 and that have been pretreated using appropriate pollution control technologies, as defined in § 455.10(g), or a pesticide manufacturer's treatment system, or an equivalent system, used individually, or in any combination to achieve a sufficient level of pollutant reduction. Pretreatment requirements may be modified or waived by the Control Authority (POTW) to the extent that removal credits have been granted by the POTW in accordance with 40 CFR 403.7, provided the granting of such credits does not result in pass through or interference as defined in 40 CFR 403.3 and complies with the provisions of 40 CFR 403.5. The facility must demonstrate that the appropriate pollution control technology is properly maintained and operated.

(e) For Direct Dischargers:

Pollution prevention (P2) allowable discharge for this subpart means the quantity of/concentrations of pollutants in PFPR process wastewaters that remain after a facility has demonstrated that it is using the specified practices of the Pollution Prevention Alternative as listed in Table 8 to this part 455 and that have been treated using appropriate pollution control technologies, as defined in § 455.10(g), or a pesticide manufacturer's treatment system, or an equivalent system, used individually, or in any combination to achieve a sufficient level of pollutant reduction. The facility must demonstrate that the appropriate pollution control technology is properly maintained and operated.

(f) *Process wastewater*, for this subpart, means all wastewater associated with pesticide formulating, packaging and repackaging except for sanitary water, non-contact cooling water and

§ 455.42

those wastewaters excluded from the applicability of the rule in § 455.40.

[61 FR 57549, Nov. 6, 1996]

§ 455.42 Effluent limitations guidelines representing the degree of effluent reduction attainable by the application of the best practicable control technology currently available, (BPT).

Except as provided in 40 CFR 125.30 through 125.32, any existing point source subject to this subpart shall achieve the following effluent limitations representing the degree of effluent reduction attainable by the application of the best practicable control technology currently available.

(a) Except as provided in paragraph (b) of this section, the following limitations establish the quantity or quality of pollutants or pollutant properties controlled by this paragraph which may be discharged from the formulation, packaging or repackaging of pesticides: There shall be no discharge of process wastewater pollutants to navigable waters.

NOTE: For existing PFPR/Manufacturer facilities, as defined in § 455.10(p), which are also subject to the provisions of § 455.22 or § 455.32, "zero discharge" means that permitting authorities shall provide no additional discharge allowance for those pesticide active ingredients (PAIs) in the pesticide formulating, packaging and repackaging wastewaters when those PAIs are also manufactured at the same facility.

(b) Any existing facility subject to paragraph (a) of this section may have a pollution prevention allowable discharge, as defined in § 455.41(e), of wastewater pollutants to navigable waters if the discharger agrees to NPDES permit conditions as follows:

(1) The discharger will meet the requirements of the Pollution Prevention Alternative listed in Table 8 to this part 455 (or received a modification by Best Professional Judgement for modifications not listed in Table 8 of this part 455);

(2) The discharger will notify its NPDES permit writer at the time of renewal or modification of its permit, of its intent to utilize the Pollution Prevention Alternative by submitting to the NPDES permit writer an initial certification statement as described in § 455.41(a);

40 CFR Ch. I (7-1-21 Edition)

(3) The discharger will submit to its NPDES permitting authority a periodic certification statements as described in § 455.41(b) once each year of operation; and

(4) The discharger will maintain at the office of the facility and make available for inspection the on-site compliance paperwork as described in § 455.41(c).

[61 FR 57550, Nov. 6, 1996]

§ 455.43 Effluent limitations guidelines representing the degree of effluent reduction attainable by the application of the best conventional pollutant control technology (BCT).

Except as provided in 40 CFR 125.30 through 125.32, any existing point source subject to this subpart must achieve the effluent limitations representing the degree of effluent reduction attainable by the application of the best conventional pollutant control technology.

(a) Except as provided in paragraph (b) of this section, the BCT limitations are established as follows: There shall be no discharge of process wastewater pollutants to navigable waters.

NOTE: For existing PFPR/Manufacturer facilities, as defined in § 455.10(p), which are also subject to the provisions of §§ 455.23, *zero discharge* means that permitting authorities shall provide no discharge additional discharge allowance for those pesticide active ingredients (PAIs) in the pesticide formulating, packaging and repackaging wastewaters when those PAIs are also manufactured at the same facility.

(b) Any existing facility subject to paragraph (a) of this section may have a pollution prevention allowable discharge, as defined in § 455.41(e), of wastewater pollutants to navigable waters if the discharger agrees to NPDES permit conditions as follows:

(1) The discharger will meet the requirements of the Pollution Prevention Alternative listed in Table 8 to this part 455 (or received a modification by Best Professional Judgement for modifications not listed in Table 8 of this part 455);

(2) The discharger will notify its NPDES permit writer at the time of renewal or modification of its permit, of its intent to utilize the Pollution Prevention Alternative by submitting to the NPDES permit writer an initial

Environmental Protection Agency

§ 455.45

certification statement as described in § 455.41(a);

(3) The discharger will submit to its NPDES permitting authority a periodic certification statement as described in § 455.41(b) once each year of operation; and

(4) The discharger will maintain at the office of the facility and make available for inspection the on-site compliance paperwork as described in § 455.41(c).

[61 FR 57550, Nov. 6, 1996]

§ 455.44 Effluent limitations guidelines representing the degree of effluent reduction attainable by the application of the best available control technology economically achievable (BAT).

Except as provided in 40 CFR 125.30 through 125.32, any existing point source subject to this subpart must achieve the effluent limitations representing the degree of effluent reduction attainable by the application of the best available technology (BAT).

(a) Except as provided in paragraph (b) of this section, the BAT limitations are established as follows: There shall be no discharge of process wastewater pollutants to navigable waters.

NOTE: For existing PFPR/Manufacturer facilities, as defined in § 455.10(p), which are also subject to the provisions of §§ 455.24, *zero discharge* means that permitting authorities shall provide no additional discharge allowance for those pesticide active ingredients (PAIs) in the pesticide formulating, packaging and repackaging wastewaters when those PAIs are also manufactured at the same facility.

(b) Any existing facility subject to paragraph (a) of this section may have a pollution prevention allowable discharge, as defined in § 455.41(e), of wastewater pollutants to navigable waters if the discharger agrees to NPDES permit conditions as follows:

(1) The discharger will meet the requirements of the Pollution Prevention Alternative listed in Table 8 to this part 455 (or received a modification by Best Professional Judgement for modifications not listed on Table 8 of this part 455);

(2) The discharger will notify its NPDES permitting authority at the time of renewal or modification of its permit, of its intent to utilize the Pol-

lution Prevention Alternative by submitting to the NPDES permit writer an initial certification statement as described in § 455.41(a);

(3) The discharger will submit to its NPDES permit writer a periodic certification statement as described in § 455.41(b) once each year of operation; and

(4) The discharger will maintain at the office of the facility and make available for inspection the on-site compliance paperwork as described in § 455.41(c).

[61 FR 57551, Nov. 6, 1996]

§ 455.45 New source performance standards (NSPS).

(a) Any new source, except as provided in paragraph (b) of this section, subject to this subpart which discharges process wastewater must meet the following standards: There shall be no discharge of process wastewater pollutants to navigable waters.

NOTE: For new PFPR/Manufacturer facilities, as defined in § 455.10(p), which are also subject to the provisions of §§ 455.25, *zero discharge* means that permitting authorities shall provide no additional discharge allowance for those pesticide active ingredients (PAIs) in the pesticide formulating, packaging and repackaging wastewaters when those PAIs are also manufactured at the same facility.

(b) Any new source subject to paragraph (a) of this section may have a pollution prevention allowable discharge, as defined in § 455.41(e), of wastewater pollutants to navigable waters if the discharger agrees to NPDES permit conditions as follows:

(1) The discharger will meet the requirements of the Pollution Prevention Alternative listed in Table 8 to this part 455 (or received a modification by Best Professional Judgement for modifications not listed in Table 8 of this part 455);

(2) The discharger will notify its NPDES permit writer at the time of submitting its application for a permit, of its intent to utilize the Pollution Prevention Alternative by submitting to the NPDES permit writer an initial certification statement as described in § 455.41(a);

§ 455.46

40 CFR Ch. I (7–1–21 Edition)

(3) The discharger will submit to its NPDES permitting authority a periodic certification statement as described in § 455.41(b) once each year of operation; and

(4) The discharger will maintain at the office of the facility and make available for inspection the on-site compliance paperwork as described in § 455.41(c).

[61 FR 57551, Nov. 6, 1996]

§ 455.46 Pretreatment standards for existing sources (PSES).

(a) Except as provided in 40 CFR 403.7 and 403.13 or in paragraph (b) of this section, no later than November 6, 1999, any existing source subject to this subpart which introduces pollutants into a publicly owned treatment works must comply with 40 CFR part 403 and achieve PSES as follows: There shall be no discharge of process wastewater pollutants.

(b) Except as provided in 40 CFR 403.7 and 403.13, any existing source subject to paragraph (a) of this section which introduces pollutants into a publicly owned treatment works must comply with 40 CFR part 403 and may have a pollution prevention allowable discharge of wastewater pollutants, as defined in § 455.41(d), if the discharger agrees to control mechanism or pretreatment agreement conditions as follows:

(1) The discharger will meet the requirements of the Pollution Prevention Alternative listed in Table 8 to this part 455 (or received a modification by Best Engineering Judgement for modifications not listed in Table 8 to this part 455);

(2) The discharger will notify its local Control Authority at the time of renewing or modifying its individual control mechanism or pretreatment agreement of its intent to utilize the Pollution Prevention Alternative by submitting to the local Control Authority an initial certification statement as described in § 455.41(a);

(3) The discharger will submit to its local Control Authority a periodic certification statement as described in § 455.41(b) during the months of June and December of each year of operation; and

(4) The discharger will maintain at the offices of the facility and make available for inspection the on-site compliance paperwork as described in § 455.41(c).

(c) Except as provided in 40 CFR 403.7 and 403.13, any existing source subject to § 455.46(b) which introduces pollutants into a publicly owned treatment works must comply with 40 CFR part 403 and may submit a request to its Control Authority to waive pretreatment of: floor wash; and/or a non-reusable final rinse of a triple rinse, if the concentrations of pesticide active ingredients and priority pollutants in those wastewater sources have been demonstrated to be too low to be effectively pretreated at the facility. The Control Authority may waive pretreatment for these two wastewaters only if the existing source makes the demonstrations and is in compliance with 40 CFR 403.5.

[61 FR 57551, Nov. 6, 1996]

§ 455.47 Pretreatment standards for new sources (PSNS).

(a) Except as provided in 40 CFR 403.7 and 403.13 or in paragraph (b) of this section, any new source subject to this subpart which introduces pollutants into a publicly owned treatment works must comply with 40 CFR part 403 and achieve PSNS as follows: There shall be no discharge of process wastewater pollutants.

(b) Except as provided in 40 CFR 403.7 and 403.13, any new source subject to paragraph (a) of this section which introduces pollutants into a publicly owned treatment works must comply with 40 CFR part 403 and may have a pollution prevention allowable discharge of wastewater pollutants, as defined in § 455.41(d), if the discharger agrees to control mechanism or pretreatment agreement conditions as follows:

(1) The discharger will meet the requirements of the Pollution Prevention Alternative listed in Table 8 to this part 455 (or received a modification by Best Engineering Judgement for modifications not listed in Table 8 to this part 455);

(2) The discharger will notify its local Control Authority at the time of

Environmental Protection Agency

§ 455.60

submitting its application for an individual control mechanism or pretreatment agreement of its intent to utilize the Pollution Prevention Alternative by submitting to the local Control Authority an initial certification statement as described in § 455.41(a);

(3) The discharger will submit to its local Control Authority a periodic certification statement as described in § 455.41(b) during the months of June and December of each year of operation; and

(4) The discharger will maintain at the offices of the facility and make available for inspection the on-site compliance paperwork as described in § 455.41(c).

(c) Except as provided in 40 CFR 403.7 and 403.13, any new source subject to paragraph (b) of this section which introduces pollutants into a publicly owned treatment works must comply with 40 CFR part 403 and may submit a request to its Control Authority to waive pretreatment of: floor wash; and/or a non-reusable final rinse of a triple rinse, if the concentrations of pesticide active ingredients and priority pollutants in those wastewater sources have been demonstrated to be too low to be effectively pretreated at the facility. The Control Authority may waive pretreatment for these two wastewaters only if the new source makes the demonstrations and is in compliance with 40 CFR 403.5.

[61 FR 57552, Nov. 6, 1996]

Subpart D—Test Methods for Pesticide Pollutants

§ 455.50 Identification of test procedures.

The pesticide active ingredients to which this section applies and for which effluent limitations guidelines and standards are specified in this part are named, together with the Chemical Abstracts Service (CAS) number (provided to assist in identifying the pesticide active ingredient only) and analytical method(s) designation(s) in Table IG at 40 CFR 136.3(a). Except as provided in 40 CFR 136.5, the discharge parameter values required under the Clean Water Act must be determined

by one of the analytical methods cited and described in Table IG at 40 CFR 136.3(a). Pesticide manufacturers may not use the analytical method cited in Table IB, Table IC, or Table ID of 40 CFR 136.3(a) to make these determinations (except where the method cited in those tables is identical to the method specified in Table IG at 40 CFR 136.3(a)). The full texts of the analytical methods cited in Table IG at 40 CFR 136.3(a) are contained in the *Methods For The Determination of Nonconventional Pesticides In Municipal and Industrial Wastewater, Volume I*, EPA 821-R-93-010A (August 1993 Revision I) and *Volume II*, EPA 821-R-93-010B (August 1993) (the “Compendium”). Each pesticide chemical manufacturer that is required to determine discharge parameter values under this part using one of the analytical methods cited in Table IG at 40 CFR 136.3(a) must request in writing a copy of the Compendium from the permit authority or local control authority (as applicable) prior to determining such discharge parameter values, unless the manufacturer already has a copy.

[72 FR 11248, Mar. 12, 2007]

Subpart E—Repackaging of Agricultural Pesticides Performed at Refilling Establishments

SOURCE: 61 FR 57552, Nov. 6, 1996, unless otherwise noted.

§ 455.60 Applicability; description of repackaging of agricultural pesticides performed by refilling establishments subcategory.

(a) The provisions of this subpart are applicable to discharges resulting from all repackaging of agricultural pesticides performed by refilling establishments, as defined in § 455.10; whose primary business is wholesale or retail sales; and where no pesticide manufacturing, formulating or packaging occurs, except as provided in paragraphs (b), (c) and (d) of this section.

(b) The provisions of this subpart do not apply to wastewater discharges from custom application or custom blending, as defined in 40 CFR 167.3.

(c) The provisions of this subpart do not apply to wastewater discharges

§ 455.61

from: the operation of employee showers and laundry facilities; the testing of fire protection equipment; the testing and emergency operation of safety showers and eye washes; or storm water.

(d) The provisions of this subpart do not apply to wastewater discharges from the repackaging of microorganisms or Group 1 Mixtures, as defined under § 455.10, or non-agricultural pesticide products.

§ 455.61 Special definitions.

Process wastewater, for this subpart, means all wastewater except for sanitary water and those wastewaters excluded from the applicability of the rule in § 455.60.

§ 455.62 Effluent limitations guidelines representing the degree of effluent reduction attainable by the application of the best practicable pollutant control technology (BPT).

Except as provided in 40 CFR 125.30 through 125.32, any existing point source subject to this subpart must achieve effluent limitations representing the degree of effluent reduction attainable by the application of the best practicable pollutant control technology: There shall be no discharge of process wastewater pollutants.

§ 455.63 Effluent limitations guidelines representing the degree of effluent reduction attainable by the application of the best conventional pollutant control technology (BCT).

Except as provided in 40 CFR 125.30 through 125.32, any existing point source subject to this subpart must achieve effluent limitations representing the degree of effluent reduction attainable by the application of the best conventional pollution control technology: There shall be no discharge of process wastewater pollutants.

40 CFR Ch. I (7–1–21 Edition)

§ 455.64 Effluent limitations guidelines representing the degree of effluent reduction attainable by the application of the best available technology economically achievable (BAT).

Except as provided in 40 CFR 125.30 through 125.32, any existing point source subject to this subpart must achieve effluent limitations representing the degree of effluent reduction attainable by the application of the best available technology economically achievable: There shall be no discharge of process wastewater pollutants.

§ 455.65 New source performance standards (NSPS).

Any new source subject to this subpart which discharges process wastewater pollutants must meet the following standards: There shall be no discharge of process wastewater pollutants.

§ 455.66 Pretreatment standards for existing sources (PSES).

Except as provided in 40 CFR 403.7 and 403.13, no later than November 6, 1999 subpart which introduces pollutants into a publicly owned treatment works must comply with 40 CFR part 403 and achieve the pretreatment standards for existing sources as follows: There shall be no discharge of process wastewater pollutants.

§ 455.67 Pretreatment standards for new sources (PSNS).

Except as provided in 40 CFR 403.7 and 403.13, any new source subject to this subpart which introduces pollutants into a publicly owned treatment works must comply with 40 CFR part 403 and achieve the pretreatment standards for existing sources as follows: There shall be no discharge of process wastewater pollutants.

TABLE 1 TO PART 455—LIST OF ORGANIC PESTICIDE ACTIVE INGREDIENTS

EPA census code	Pesticide code	Pesticide name	CAS No.
1	10501	Dicofol [1,1-Bis(chlorophenyl)-2,2,2-trichloroethanol]	00115–32–2
2	51501	Maleic Hydrazide	00123–33–1
3	42002	EDB [1,2-Ethylene dibromide]	00106–93–4
4	82901	Vancide TH [1,3,5-Triethylhexahydro-s-triazine]	07779–27–3
5	29001	Dichloropropene	00542–75–6

Environmental Protection Agency

Pt. 455, Table 1

EPA census code	Pesticide code	Pesticide name	CAS No.
7	17901	Dowicil 75 [1-(3-Chloroallyl)-3,5,7-triaza-1-azoniaadamantanechloride].	04080-31-3
8	109901	Triadimefon	43121-43-3
9	44901	Hexachlorophene (nabac)	00070-30-4
10	55004	Tetrachlorophene	01940-43-8
11	55001	Dichlorophene	00097-23-4
12	84001	Dichlorvos	00062-73-7
13	102401	Landrin-2 [2,3,5-trimethylphenylmethylcarbamate]	02686-99-9
14	82601	Fenac [2,3,6-Trichlorophenylacetic acid]	00085-34-7
14	(1)	Fenac Salts and Esters	(1)
15	82001	2,4,5-T [2,4,5-Trichlorophenoxyacetic acid]	00093-76-5
15	(1)	2,4,5-T Salts and Esters	(1)
16	30001	2,4-D [2,4-Dichlorophenoxyacetic acid]	00094-75-7
16	(1)	2,4-D Salts and Esters	(1)
17	30801	2,4-DB [2,4-Dichlorophenoxybutyric acid]	00094-82-6
17	(1)	2,4-DB Salts and Esters	(1)
18	80811	Anilazine [2,4-Dichloro-6-(o-chloroanilino)-s-triazine]	00101-05-3
19	36001	Dinocap	39300-45-3
20	31301	Dichloran [2,6-dichloro-4-nitroaniline]	00099-30-9
21	8707	Busan 90 [2-Bromo-4-hydroxyacetophenone]	02491-38-5
22	15801	Mevinphos	07786-34-7
23	39001	Sulfallate [2-chloroallyldiethyldithiocarbamate]	00095-06-7
24	84101	Chlorfenvinphos	00470-90-6
25	10010	Cyanazine	21725-46-2
26	19101	Propachlor	01918-16-7
27	30501	MCPA [2-Methyl-4-chlorophenoxyacetic acid]	00094-74-6
27	(1)	MCPA Salts and Esters	(1)
28	99901	Othilione	26530-20-1
29	67703	Pindone	00083-26-1
30	31401	Dichlorprop [2-(2,4-Dichlorophenoxy) propionic acid]	00120-36-5
30	(1)	Dichlorprop Salts and Esters	(1)
31	31501	MCPP [2-(2-Methyl-4-chlorophenoxy)propionic acid]	00093-65-2
31	(1)	MCPP Salts and Esters	(1)
32	60101	Thiabendazole	00148-79-8
33	80815	Belclene 310 [2-(methylthio)-4-(ethylamino)-6-(1,2-dimethylamino)-s-triazine].	22936-75-0
34	21201	Cloprop [2-(m-Chlorophenoxy)propionic acid]	00101-10-0
34	(1)	Cloprop Salts and Esters	(1)
35	35603	TCMTB [2-(Thiocyanomethylthio)benzothiazole]	21564-17-0
36	99001	HAE [2-(Hydroxymethyl)amino] ethanol	34375-28-5
37	6770	Chlorophacinone	03691-35-8
38	102401	Landrin-1 [3,4,5-trimethylphenylmethylcarbamate]	02686-99-9
39	101701	Pronamide	23950-58-5
40	100501	Methiocarb	02032-65-7
41	28201	Propanil	00709-98-8
42	107801	3-Iodo-2-propynyl butylcarbamate	55406-53-6
43	86001	3-(a-Acetylthiofurfuryl)-4-hydroxycoumarin [Coumafuryl]	00117-52-2
43	(1)	Coumafuryl Salts and Esters	(1)
44	37507	DNOC (4,6-dinitro-o-cresol)	00534-52-1
45	101101	Metribuzin	21087-64-9
46	19401	CPA (4-chlorophenoxyacetic acid)	00122-88-3
46	(1)	CPA Salts and Esters	(1)
47	19201	MCPB [4-(2-Methyl-4-chlorophenoxy)butyric acid]	00094-81-5
47	(1)	MCPB Salts and Esters	(1)
48	44401	Aminocarb [4-(dimethylamino)-m-tolylmethylcarbamate]	02032-59-9
49	84701	Etridiazole	02593-15-9
50	55501	Ethoxyquin	00091-53-2
51	59804	Quinolol sulfate (8-Quinolol sulfate)	00134-31-6
52	103301	Acephate	30560-19-1
53	114401	Acifluorfen	50594-66-6
53	114402	Acifluorfen Salts and Esters	62476-59-9
54	90501	Alachlor	15972-60-8
55	98301	Aldicarb	00116-06-3
56	69105	Hyamine 3500 [Alkyl* dimethyl benzyl ammonium chloride* (50% C14, 40% C12, 10% C16)].	68424-85-1
57	4001	Allethrin (all isomers and allethrin coil)	00584-79-2
58	80801	Ametryn	00834-12-8
59	106201	Amitraz	33089-61-1
60	80803	Atrazine	01912-24-9
61	105201	Bendiocarb	22781-23-3
62	99101	Benomyl and Carbendazim	17804-35-2
63	8901	Benzene Hexachloride	00608-73-1
64	9501	Benzyl benzoate	00120-51-4

Pt. 455, Table 1

40 CFR Ch. I (7–1–21 Edition)

EPA census code	Pesticide code	Pesticide name	CAS No.
65	10101	Lethane 384 [Beta-Thiocynoethyl esters of mixed fatty acids containing from 10–18 carbons].	00301–11–1
66	104301	Bifenox	42576–02–3
68	12301	Bromacil	00314–40–9
68	12302	Bromacil, lithium	53404–19–6
69	35301	Bromoxynil	01689–84–5
69	35302	Bromoxynil octanoate	01689–99–2
70	112301	Butachlor	23184–66–9
70	101401	Giv-gard [β -Bromo- β -nitrostyrene]	07166–19–0
73	81701	Captafol	02425–06–1
74	81301	Captan	00133–06–2
75	56801	Carbaryl [Sevin]	00063–25–2
76	90601	Carbofuran	01563–66–2
77	90602	Carbosulfan	55285–14–8
78	29901	Chloramben	00133–90–4
78	(¹)	Chloramben Salts and Esters	(¹)
79	58201	Chlordane	00057–74–9
80	27301	Chloroneb	02675–77–6
81	81501	Chloropicrin	00076–06–2
82	81901	Chlorothalonil	01897–45–6
83	25501	Chloroxuron	01982–47–4
84	83701	Stirofos	00961–11–5
85	59102	Chlorpyrifos methyl	05598–13–0
86	59101	Chlorpyrifos	02921–88–2
87	14504	Mancozeb	08018–01–7
90	109301	Fenvalerate	51630–58–1
91	43401	Cycloheximide	00066–81–9
92	28901	Dalapon (2,2-dichloropropionic acid)	00075–99–0
92	(¹)	Dalapon Salts and Esters	(¹)
93	27501	Dienochlor	02227–17–0
94	57601	Demeton [O,O-Diethyl O-(and S-) (2-ethylthio)ethyl] phosphorothioate].	08065–48–3
95	104801	Desmedipham	13684–56–5
96	14502	Diammonium ethylenebisdithiocarbamate	03566–10–7
97	11301	DBCP [Dibromo-3-chloropropane]	00096–12–8
98	29801	Dicamba [3,6-Dichloro-o-anisic acid]	01918–00–9
98	(¹)	Dicamba Salts and Esters	(¹)
99	29601	Dichloro (Phygon)	00117–80–6
100	103401	Thiophanate ethyl	23564–06–9
101	32101	Perthane [Diethyl diphenyl dichloroethane and related compounds].	00072–56–0
102	86501	EXD [Diethyl dithiobis (thionoformate)]	00502–55–6
103	57801	Diazinon	00333–41–5
104	108201	Diflubenuron	35367–38–5
105	69122	Benzethonium chloride	00121–54–0
106	35001	Dimethoate	00060–51–5
107	53501	Parathion methyl	00298–00–0
108	35201	Dicrotophos	00141–66–2
109	58801	Crotoxyphos	07700–17–6
110	78701	DCPA [Dimethyl 2,3,5,6-tetrachloroterephthalate]	01861–32–1
111	57901	Trichlorofon	00052–68–6
112	37505	Dinoseb	00088–85–7
113	37801	Dioxathion	00078–34–2
114	67701	Diphacinone	00082–66–6
115	36601	Diphenamid	00957–51–7
116	38501	Diphenylamine	00122–39–4
116	47201	MGK 326 [Dipropyl isocinchomeronate]	00113–48–4
118	63301	Nabonate [Disodium cyanodithioimidocarbonate]	00138–93–2
119	35505	Diuron	00330–54–1
120	44303	Metasol DGH [Dodecylguanidine hydrochloride]	13590–97–1
121	44301	Dodine (dodecylguanidine acetate)	02439–10–3
122	79401	Endosulfan [Hexachlorohexahydromethano-2,4,3-benzodioxathiepin-3-oxide].	00115–29–7
123	38901	Endothall	00145–73–3
123	(¹)	Endothall Salts and Esters	(¹)
124	41601	Endrin	00072–20–8
125	113101	Ethallfluralin	55283–68–6
126	58401	Ethion	00563–12–2
127	41101	Ethoprop	13194–48–4
128	100601	Fenamiphos	22224–92–6
129	28801	Chlorobenzilate	00510–15–6
130	41405	Butylate	02008–41–5
131	59901	Famphur	00052–85–7

Environmental Protection Agency

Pt. 455, Table 1

EPA census code	Pesticide code	Pesticide name	CAS No.
132	206600	Fenarimol	60168-88-9
133	53301	Fenthion	00055-38-9
134	34801	Ferbam	14484-64-1
135	35503	Fluometuron	02164-17-2
136	75002	Fluoroacetamide	00640-19-7
137	81601	Folpet	00133-07-3
138	103601	Glyphosate [N-(Phosphonomethyl) glycine]	01071-83-6
138	(¹)	Glyphosate Salts and Esters	(¹)
139	103602	Glyphosine	02439-99-8
140	44801	Heptachlor	00076-44-8
141	115601	Cycloprate	54460-46-7
142	107201	Hexazinone	51235-04-2
143	109401	Isofenphos	25311-71-1
144	100201	Isopropalin	33820-53-0
145	47601	Propham	00122-42-9
146	97401	Karbutilate	04849-32-5
147	9001	Lindane	00058-89-9
148	35506	Linuron	00330-55-2
149	39504	Malachite green [Ammonium(4-(p-(dimethylamino)-alpha-phenylbenzylidene)-2,5-cyclohexadien-1-ylidene)-dimethyl chloride].	00569-64-2
150	57701	Malathion	00121-75-5
151	14505	Maneb	12427-38-2
152	34802	Manganous dimethyldithiocarbamate	15339-36-3
153	114001	Mefluidide [N-(2,4-dimethyl-5-(((trifluoromethyl) sulfonyl)-amino) phenyl acetamide].	53780-34-0
153	(¹)	Mefluidide Salts and Esters	(¹)
154	101201	Methamidophos	10265-92-6
155	100301	Methidathion	00950-37-8
156	90301	Methomyl	16752-77-5
157	105401	Methoprene	40596-69-8
158	34001	Methoxychlor	00072-43-5
159	69134	Methylbenzethonium chloride	15716-02-6
160	53201	Methylbromide	00074-83-9
162	69129	Hyamine 2389 [Methyldodecylbenzyl trimethyl ammonium chloride 80% and methyldodecylxylene bis (trimethylammoniumchloride) 20%].	01399-80-0
163	68102	Methylenebisthiocyanate	06317-18-6
164	54101	Quinmethionate	02439-01-2
165	108801	Metolachlor	51218-45-2
166	44201	Mexacarbate	00315-18-4
167	14601	Metiram	09006-42-2
168	35502	Monuron TCA	00140-41-0
169	35501	Monuron	00150-68-5
170	103001	Napropamide	15299-99-7
171	80301	Deet	00134-62-3
172	14503	Nabam	00142-59-6
173	34401	Naled	00300-76-5
174	35801	Norea	18530-56-8
175	105801	Norflurazon	27314-13-2
176	30701	N-1-Naphthylphthalimide	05333-99-3
176	30702	Naptalam [N-1-Naphthylphthalamic acid]	00132-66-1
176	30703	Naptalam Salts and Esters	00132-67-2
177	57001	MGK 264 [N-2-Ethylhexyl bicycloheptene dicarboximide]	00136-45-8
178	84301	Benfluralin	01861-40-1
179	79501	Sulfotepp	03689-24-5
180	79101	Aspon	03244-90-4
181	36501	Coumaphos	00056-72-4
182	32701	Fensulfothion	00115-90-2
183	32501	Disulfoton	00298-04-4
184	105901	Fenitrothion	00122-14-5
185	59201	Phosmet	00732-11-6
186	58001	Azinphos Methyl	00086-50-0
187	58702	Oxydemeton methyl	00301-12-2
192	(¹)	Organo-tin pesticides	(¹)
194	104201	Oryzalin	19044-88-3
195	103801	Oxamyl	23135-22-0
196	111601	Oxyfluorfen	42874-03-3
197	111501	Bolstar [Sulprofos]	35400-43-2
198	219900	Sulprofos Oxon	38527-90-1
199	41801	Santox (O-Ethyl O-(p-nitrophenyl) phenylphosphonothioate	02104-64-5
200	41701	Fonofos	00944-22-9
201	47802	Propoxur (o-Isopropylphenylmethylcarbamate)	00114-26-1

Pt. 455, Table 1

40 CFR Ch. I (7–1–21 Edition)

EPA census code	Pesticide code	Pesticide name	CAS No.
202	57501	Parathion	00056–38–2
203	108501	Pendimethalin	40487–42–1
204	56502	Pentachloronitrobenzene	00082–68–8
205	63001	Pentachlorophenol	00087–86–5
206	63003	Pentachlorophenol Salts and Esters	00131–52–2
207	108001	Perfluidone	37924–13–3
208	109701	Permethrin	52645–53–1
209	98701	Phenmedipham	13684–63–4
210	64501	Phenothiazine	00092–84–2
211	64103	Phenylphenol	00090–43–7
212	57201	Phorate	00298–02–2
213	97701	Phosalone	02310–17–0
214	18201	Phosphamidon	13171–21–6
215	5101	Picloram	01918–02–1
215	5104	Picloram Salts and Esters	02545–60–0
216	67501	Piperonyl butoxide	00051–03–6
217	69183	PBED (Busan 77) [Poly (oxyethylene (dimethylimino) ethylene (dimethylimino) ethylene dichloride].	31512–74–0
218	34803	Busan 85 [Potassium dimethyldithiocarbamate]	00128–03–0
219	102901	Busan 40 [Potassium N-hydroxymethyl-N-methyldithiocarbamate].	51026–28–9
220	39002	KN Methyl [Potassium N-methyldithiocarbamate]	00137–41–7
221	101301	Metasol J26 [Potassium N-(alpha-(nitroethyl) benzyl)-ethylene-diamine].	53404–62–9
222	111401	Profenofos	41198–08–7
223	80804	Prometon	01610–18–0
224	80805	Prometryn	07287–19–6
225	97601	Propargite	02312–35–8
226	80808	Propazine	00139–40–2
227	77702	Propionic acid	00079–09–4
228	119301	Propamocarb and Propamocarb HCL	24579–73–5
229	69004	Pyrethrin coils	00121–21–1
230	69001	Pyrethrin I.	
231	69002	Pyrethrum (other than pyrethrins)	08003–34–7
232	69006	Pyrethrin II	00121–29–9
233	97801	Resmethrin	10453–86–8
234	58301	Ronnel	00299–84–3
235	71003	Rotenone	00083–79–4
236	74801	DEF [S,S,S-Tributyl phosphorotrithioate]	00078–48–8
237	35509	Siduron	01982–49–6
238	82501	Silvex [2-(2,4,5-Trichlorophenoxypropionic acid)]	00093–72–1
238	(¹)	Silvex Salts and Esters	(¹)
239	80807	Simazine	00122–34–9
240	103901	Bentazon	25057–89–0
241	34804	Carbam-S [Sodium dimethyldithiocarbamate]	00128–04–1
242	75003	Sodium monofluoroacetate	00062–74–8
243	39003	Vapam [Sodium methyldithiocarbamate]	00137–42–8
244	57101	Sulfoxide	00120–62–7
245	41301	Cycloate	01134–23–2
246	41401	EPTC [S-Ethyl dipropylthiocarbamate]	00759–94–4
247	41402	Molinate	02212–67–1
248	41403	Pebulate	01114–71–2
249	41404	Vernolate	01929–77–7
250	35604	HPTMS [S-(2-Hydroxypropyl) thiomethanesulfonate]	29803–57–4
251	9801	Bensulide	00741–58–2
252	105501	Tebuthiuron	34014–18–1
253	59001	Temephos	03383–96–8
254	12701	Terbacil	05902–51–2
255	105001	Terbufos	13071–79–9
256	80814	Terbutylazine	05915–41–3
257	80813	Terbutryn	00886–50–0
258	63004	Tetrachlorophenol	25167–83–3
258	63007	Tetrachlorophenol Salts and Esters	(¹)
259	35602	Dazomet	00533–74–4
260	102001	Thiophanate methyl	23564–05–8
261	79801	Thiram	00137–26–8
262	80501	Toxaphene	08001–35–2
263	74901	Merphos [Tributyl phosphorotrithioate]	00150–50–5
264	36101	Trifluralin	01582–09–8
265	86002	Warfarin [3-(a-Acetylbenzyl)-4-hydroxycoumarin]	00081–81–2
265	(¹)	Warfarin Salts and Esters	(¹)
266	51705	Zinc MBT [Zinc 2-mercaptobenzothiazolate]	00155–04–4
267	14506	Zineb	12122–67–7

Environmental Protection Agency

Pt. 455, Table 2

EPA census code	Pesticide code	Pesticide name	CAS No.
268	34805	Ziram	00137-30-4
269	78802	S-(2,3,3-trichloroallyl) diisopropylthiocarbamate	02303-17-5
270	69005	Phenothrin	26002-80-2
271	69003	Tetramethrin	07696-12-0
272	18301	Chloropropham	00101-21-3

Note:

¹ Multiple compounds for active ingredient.

[58 FR 50691, Sept. 28, 1993]

TABLE 2 TO PART 455—ORGANIC PESTICIDE ACTIVE INGREDIENT EFFLUENT LIMITATIONS BEST AVAILABLE TECHNOLOGY ECONOMICALLY ACHIEVABLE (BAT) AND PRETREATMENT STANDARDS FOR EXISTING SOURCES (PSES)

Pesticide	kg/kg (lb/1,000 lb) Pounds of pollutant per 1000 lbs. product		Notes
	Daily maximum shall not exceed	Monthly average shall not exceed	
2,4-D	1.97×10^{-3}	6.40×10^{-4}
2,4-D Salts and Esters	(¹)	(¹)
2,4-DB Salts and Esters	(¹)	(¹)
Acephate	6.39×10^{-4}	1.97×10^{-4}
Acifluorfen	2.45	9.3×10^{-1}
Alachlor	5.19×10^{-3}	1.54×10^{-3}
Aldicarb	7.23×10^{-4}	3.12×10^{-4}
Ametryn	7.72×10^{-3}	2.53×10^{-3}
Atrazine	5.12×10^{-3}	1.72×10^{-3}
Azinphos Methyl	2.74×10^{-2}	1.41×10^{-2}
Benfluralin	3.22×10^{-4}	1.09×10^{-4}	1
Benomyl and Carbendazim	3.50×10^{-2}	8.94×10^{-3}	2
Bolstar	1.69×10^{-2}	8.72×10^{-3}
Bromacil	3.83×10^{-1}	1.16×10^{-1}
Bromacil, lithium	(¹)	(¹)
Bromoxynil	3.95×10^{-3}	1.27×10^{-3}
Bromoxynil octanoate	3.95×10^{-3}	1.27×10^{-3}
Busan 40 [Potassium N-hydroxymethyl -N- methylthiocarbamate]	5.74×10^{-3}	1.87×10^{-3}
Busan 85 [Potassium dimethyldithiocarbamate]	5.74×10^{-3}	1.87×10^{-3}
Butachlor	5.19×10^{-3}	1.54×10^{-3}
Captafol	4.24×10^{-6}	1.31×10^{-6}
Carbam-S [Sodium dimethyldithiocarbamate]	5.74×10^{-3}	1.87×10^{-3}
Carbaryl	1.6×10^{-3}	7.3×10^{-4}
Carbofuran	1.18×10^{-4}	2.80×10^{-5}
Chloroneb	8.16×10^{-2}	3.31×10^{-2}
Chlorothalonil	1.51×10^{-3}	4.57×10^{-4}
Chlorpyrifos	8.25×10^{-4}	2.43×10^{-4}
Cyanazine	1.03×10^{-2}	3.33×10^{-3}
Dazomet	5.74×10^{-3}	1.87×10^{-3}
DCPA	7.79×10^{-2}	2.64×10^{-2}
DEF [S,S,S-Tributyl phosphorotrithioate]	1.15×10^{-2}	5.58×10^{-3}
Diazinon	2.82×10^{-3}	1.12×10^{-3}
Dichlorprop Salts and Esters	(¹)	(¹)
Dichlorvos	9.6×10^{-5}	2.95×10^{-5}
Dinoseb	4.73	1.43
Dioxathion	3.40×10^{-2}	1.29×10^{-2}
Disulfoton	7.33×10^{-3}	3.79×10^{-3}
Diuron	3.15×10^{-2}	1.4×10^{-2}
Endothall Salts and Esters	(¹)	(¹)
Endrin	2.2×10^{-2}	5.1×10^{-3}
Ethalfuralin	3.22×10^{-4}	1.09×10^{-4}	1
Ethion	5.51×10^{-3}	1.57×10^{-3}
Fenarimol	1.02×10^{-1}	3.61×10^{-2}
Fensulfothion	1.48×10^{-2}	7.64×10^{-3}
Fenthion	1.83×10^{-2}	9.45×10^{-3}
Fenvalerate	5.40×10^{-3}	2.08×10^{-3}
Heptachlor	8.8×10^{-3}	2.9×10^{-3}
Isopropalin	7.06×10^{-3}	2.49×10^{-3}	1
KN Methyl [Potassium N-methyldithiocarbamate]	5.74×10^{-3}	1.87×10^{-3}
Linuron	2.69×10^{-3}	1.94×10^{-3}
Malathion	2.35×10^{-4}	9.55×10^{-5}

Pesticide	kg/kg (lb/1,000 lb) Pounds of pollutant per 1000 lbs. product		Notes
	Daily maximum shall not exceed	Monthly average shall not exceed	
MCPA Salts and Esters	(¹)	(¹)
MCPP Salts and Esters	(¹)	(¹)
Merphos	1.15×10^{-2}	5.58×10^{-3}
Methamidophos	1.46×10^{-2}	7.53×10^{-3}
Methomyl	3.82×10^{-3}	1.76×10^{-3}
Methoxychlor	3.23×10^{-3}	1.31×10^{-3}
Metribuzin	1.36×10^{-2}	7.04×10^{-3}
Mevinphos	1.44×10^{-4}	5.10×10^{-5}
Nabam	5.74×10^{-3}	1.87×10^{-3}
Nabonate	5.74×10^{-3}	1.87×10^{-3}
Naled	(¹)	(¹)
Norflurazon	7.20×10^{-4}	3.10×10^{-4}
Organo-tin pesticides	1.72×10^{-2}	7.42×10^{-3}	3
Parathion	7.72×10^{-4}	3.43×10^{-4}
Parathion methyl	7.72×10^{-4}	3.43×10^{-4}
PCNB	5.75×10^{-4}	1.90×10^{-4}
Pendimethalin	1.30×10^{-2}	3.99×10^{-3}
Permethrin	2.32×10^{-4}	6.06×10^{-5}
Phorate	3.12×10^{-4}	9.37×10^{-5}
Phosmet	(¹)	(¹)	4
Prometon	7.72×10^{-3}	2.53×10^{-3}
Prometryn	7.72×10^{-3}	2.53×10^{-3}
Pronamide	6.64×10^{-4}	2.01×10^{-4}
Propachlor	5.19×10^{-3}	1.54×10^{-3}
Propanil	1.06×10^{-3}	4.84×10^{-4}
Propazine	7.72×10^{-3}	2.53×10^{-3}
Pyrethrin I and Pyrethrin II	1.24×10^{-2}	3.33×10^{-3}
Simazine	7.72×10^{-3}	2.53×10^{-3}
Stirofos	4.10×10^{-3}	1.35×10^{-3}
TCMTB	3.89×10^{-3}	1.05×10^{-3}
Tebuthiuron	9.78×10^{-2}	3.40×10^{-2}
Terbacil	3.83×10^{-1}	1.16×10^{-1}
Terbufos	4.92×10^{-4}	1.26×10^{-4}
Terbutylazine	7.72×10^{-3}	2.53×10^{-3}
Terbutryn	7.72×10^{-3}	2.53×10^{-3}
Toxaphene	1.02×10^{-2}	3.71×10^{-3}
Triadimefon	6.52×10^{-2}	3.41×10^{-2}
Trifluralin	3.22×10^{-4}	1.09×10^{-4}	1
Vapam [Sodium methylthiocarbamate]	5.74×10^{-3}	1.87×10^{-3}
Ziram [Zinc dimethyldithiocarbamate]	5.74×10^{-3}	1.87×10^{-3}

¹ No discharge of process wastewater pollutants.

Notes:

1 Monitor and report as total Trifluralin.

2 Pounds of product include Benomyl and any Carbendazim production not converted to Benomyl.

3 Monitor and report as total tin.

4 Applies to purification by recrystallization portion of the process.

[58 FR 50695, Sept. 28, 1993, as amended at 63 FR 39443, July 22, 1998]

TABLE 3 TO PART 455—ORGANIC PESTICIDE ACTIVE INGREDIENT NEW SOURCE PERFORMANCE STANDARDS (NSPS) AND PRETREATMENT STANDARDS FOR NEW SOURCES (PSNS)

Pesticide	kg/kg (lb/1,000 lb) pounds of pollutant per 1000 lbs product		Notes
	Daily maximum shall not exceed	Monthly average shall not exceed	
2,4-D	1.42×10^{-3}	4.61×10^{-4}
2,4-D Salts and Esters	(¹)	(¹)
2,4-DB Salts and Esters	(¹)	(¹)
Acephate	6.39×10^{-4}	1.97×10^{-4}
Acifluorfen	1.77	6.69×10^{-1}
Alachlor	3.74×10^{-3}	1.11×10^{-3}
Aldicarb	5.21×10^{-4}	2.25×10^{-4}
Ametryn	5.56×10^{-3}	1.82×10^{-3}
Atrazine	3.69×10^{-3}	1.24×10^{-3}

Environmental Protection Agency

Pt. 455, Table 3

Pesticide	kg/kg (lb/1,000 lb) pounds of pollutant per 1000 lbs product		Notes
	Daily maximum shall not exceed	Monthly average shall not exceed	
Benfluralin	3.22×10^{-4}	1.09×10^{-4}	1
Benomyl and Carbendazom	2.52×10^{-2}	6.44×10^{-3}	2
Bolstar	1.22×10^{-2}	6.28×10^{-3}	
Bromacil	2.76×10^{-1}	8.36×10^{-2}	
Bromacil, lithium	(¹)	(¹)	
Bromoxynil	2.84×10^{-3}	9.14×10^{-4}	
Bromoxynil Octanoate	2.84×10^{-3}	9.14×10^{-4}	
Busan 40 [Potassium N-hydroxymethyl-N-methyldithiocarbamate]	4.14×10^{-3}	1.35×10^{-3}	
Busan 85 [Potassium dimethyldithiocarbamate]	4.14×10^{-3}	1.35×10^{-3}	
Butachlor	3.74×10^{-3}	1.11×10^{-3}	
Captafol	4.24×10^{-6}	1.31×10^{-6}	
Carbam-S [Sodium dimethyldithiocarbamate]	4.14×10^{-3}	1.35×10^{-3}	
Carbaryl	1.18×10^{-3}	5.24×10^{-4}	
Carbofuran	1.18×10^{-4}	2.80×10^{-5}	
Chloroneb	5.87×10^{-2}	2.39×10^{-2}	
Chlorothalonil	1.09×10^{-3}	3.29×10^{-4}	
Chlorpyrifos	5.94×10^{-4}	1.75×10^{-4}	
Cyanazine	7.42×10^{-3}	2.40×10^{-3}	
Dazomet	4.14×10^{-3}	1.35×10^{-3}	
DCPA	5.61×10^{-2}	1.90×10^{-2}	
DEF [S,S,S-Tributyl phosphorotrithioate]	1.15×10^{-2}	5.58×10^{-3}	
Diazinon	2.05×10^{-3}	8.13×10^{-4}	
Dichlorprop Salts and Esters	(¹)	(¹)	
Dichlorvos	6.88×10^{-5}	2.13×10^{-5}	
Dinoseb	3.41	1.03	
Dioxathion	2.54×10^{-2}	9.31×10^{-3}	
Disulfoton	5.28×10^{-3}	2.72×10^{-3}	
Diuron	2.27×10^{-2}	1.01×10^{-2}	
Endothall Salts and Esters	(¹)	(¹)	
Endrin	1.57×10^{-2}	3.69×10^{-3}	
Ethalfuralin	3.22×10^{-4}	1.09×10^{-4}	1
Ethion	3.97×10^{-3}	1.33×10^{-3}	
Fenarimol	1.02×10^{-1}	3.61×10^{-2}	
Fensulfothion	1.06×10^{-2}	5.50×10^{-3}	
Fenthion	1.32×10^{-2}	6.79×10^{-3}	
Fenvalerate	3.91×10^{-3}	1.50×10^{-3}	
Guthion	1.97×10^{-2}	1.02×10^{-2}	
Heptachlor	6.31×10^{-3}	2.06×10^{-3}	
Isopropalin	5.07×10^{-3}	1.82×10^{-3}	
KN Methyl [Potassium N-methyldithiocarbamate]	4.14×10^{-3}	1.35×10^{-3}	
Linuron	1.94×10^{-3}	1.40×10^{-3}	
Malathion	1.69×10^{-4}	6.88×10^{-5}	
MCPA Salts and Esters	(¹)	(¹)	
MCPP Salts and Esters	(¹)	(¹)	
Merphos	1.15×10^{-2}	5.58×10^{-3}	
Methamidophos	1.05×10^{-2}	5.42×10^{-3}	
Methomyl	2.75×10^{-3}	1.27×10^{-3}	
Methoxychlor	2.34×10^{-3}	9.25×10^{-4}	
Metribuzin	9.80×10^{-3}	5.06×10^{-3}	
Mevinphos	1.03×10^{-4}	3.69×10^{-5}	
Nabam	4.14×10^{-3}	1.35×10^{-3}	
Nabonate	4.14×10^{-3}	1.35×10^{-3}	
Naled	(¹)	(¹)	
Norflurazon	7.20×10^{-4}	3.10×10^{-4}	
Organo-tin pesticides	1.25×10^{-2}	5.36×10^{-3}	3
Parathion Ethyl	5.56×10^{-4}	2.45×10^{-4}	
Parathion Methyl	5.56×10^{-4}	2.45×10^{-4}	
PCNB	4.16×10^{-4}	1.38×10^{-4}	
Pendimethalin	1.30×10^{-2}	3.99×10^{-3}	
Permethrin	1.68×10^{-4}	4.39×10^{-5}	
Phorate	3.12×10^{-4}	9.37×10^{-5}	
Phosmet	(¹)	(¹)	4
Prometon	5.56×10^{-3}	1.82×10^{-3}	
Prometyrn	5.56×10^{-3}	1.82×10^{-3}	
Pronamide	4.78×10^{-4}	1.45×10^{-4}	
Propachlor	3.74×10^{-3}	1.11×10^{-3}	
Propanil	7.63×10^{-4}	3.48×10^{-4}	
Propazine	5.56×10^{-3}	1.82×10^{-3}	
Pyrethrin I and Pyrethrin II	8.91×10^{-3}	2.40×10^{-3}	
Simazine	5.89×10^{-3}	1.91×10^{-3}	
Stirofos	2.95×10^{-3}	9.72×10^{-4}	

Pt. 455, Table 4

40 CFR Ch. I (7–1–21 Edition)

Pesticide	kg/kg (lb/1,000 lb) pounds of pollutant per 1000 lbs product		Notes
	Daily maximum shall not exceed	Monthly average shall not exceed	
TCMTB	2.80×10^{-9}	7.54×10^{-4}	1
Tebuthiuron	9.78×10^{-2}	3.41×10^{-2}	
Terbacil	2.76×10^{-1}	8.36×10^{-2}	
Terbufos	4.92×10^{-4}	1.26×10^{-4}	
Terbutylazine	5.56×10^{-3}	1.82×10^{-3}	
Terbutryn	5.56×10^{-3}	1.82×10^{-3}	
Toxaphene	7.35×10^{-3}	2.67×10^{-3}	
Triadimefon	4.69×10^{-2}	2.46×10^{-2}	
Trifluralin	3.22×10^{-4}	1.09×10^{-4}	
Vapam [Sodium methylthiocarbamate]	4.14×10^{-3}	1.35×10^{-3}	
Ziram [Zinc dimethyldithiocarbamate]	4.14×10^{-3}	1.35×10^{-3}	

¹ No discharge of process wastewater pollutants.

Notes:

1 Monitor and report as total Trifluralin.

2 Pounds of product shall include Benomyl and any Carbendazim production not converted to Benomyl.

3 Monitor and report as total tin.

4 Applies to purification by recrystallization portion of the process.

[58 FR 50696, Sept. 28, 1993, as amended at 63 FR 39443, July 22, 1998]

TABLE 4 TO PART 455—BAT AND NSPS
EFFLUENT LIMITATIONS FOR PRI-
ORITY POLLUTANTS FOR DIRECT DIS-
CHARGE POINT SOURCES THAT USE
END-OF-PIPE BIOLOGICAL TREAT-
MENT

[Micrograms per liter (µg/l)]

Pollutant	Daily maximum shall not exceed	Monthly average shall not exceed
1,1-Dichloroethylene	25	16
1,1,1-Trichloroethane	54	21
1,2-Dichloroethane	211	68
1,2-Dichloropropane	230	153
1,2-Dichlorobenzene	163	77
1,2-trans-Dichloroethylene	54	21
1,3-Dichloropropene	44	29
1,4-Dichlorobenzene	28	15
2-chlorophenol	98	31
2,4-Dichlorophenol	112	39
2,4-Dimethylphenol	36	18
Benzene	136	37
Bromodichloromethane	380	142
Bromomethane	380	142
Chlorobenzene	28	15
Chloromethane	190	86
Cyanide (Total)	640	220
Dibromochloromethane	794	196
Dichloromethane	89	40
Ethylbenzene	108	32
Lead (Total)	690	320
Naphthalene	59	22
Phenol	26	15
Tetrachloroethylene	56	22
Tetrachloromethane	38	18
Toluene	80	26
Tribromomethane	794	196
Trichloromethane	46	21

TABLE 5 TO PART 455—BAT AND NSPS
EFFLUENT LIMITATIONS FOR PRI-
ORITY POLLUTANTS FOR DIRECT DIS-
CHARGE POINT SOURCES THAT DO
NOT USE END-OF-PIPE BIOLOGICAL
TREATMENT

[Micrograms per liter (µg/l)]

Pollutant	Daily maximum shall not exceed	Monthly average shall not exceed
1,1-Dichloroethylene	60	22
1,1,1-Trichloroethane	59	22
1,2-trans-Dichloroethylene	66	25
1,2-Dichlorobenzene	794	196
1,2-Dichloropropane	794	196
1,2-Dichloroethane	574	180
1,3-Dichloropropene	794	196
1,4-Dichlorobenzene	380	142
2,4-Dimethylphenol	47	19
Benzene	134	57
Bromodichloromethane	380	142
Bromomethane	380	142
Chlorobenzene	380	142
Chloromethane	295	110
Cyanide (Total)	640	220
Dibromochloromethane	794	196
Dichloromethane	170	36
Ethylbenzene	380	142
Lead (Total)	690	320
Naphthalene	47	19
Phenol	47	19
Tetrachloroethylene	164	52
Tetrachloromethane	380	142
Toluene	74	28
Tribromomethane	794	196
Trichloromethane	325	111

[58 FR 50698, Sept. 28, 1993]

[58 FR 50698, Sept. 28, 1993]

Environmental Protection Agency

Pt. 455, Table 8

TABLE 6 TO PART 455—PSES AND PSNS
FOR PRIORITY POLLUTANTS
[Micrograms per liter (µg/l)]

Pollutant	Daily maximum shall not exceed	Monthly maximum shall not exceed
1,1-Dichloroethylene	60	22
1,1,1-Trichloroethane	59	22
1,2-trans-Dichloroethylene	66	25
1,2-Dichlorobenzene	794	196
1,2-Dichloropropane	794	196
1,2-Dichloroethane	574	180
1,3-Dichloropropene	794	196
1,4-Dichlorobenzene	380	142
Benzene	134	57
Bromodichloromethane	380	142
Bromomethane	380	142
Chlorobenzene	380	142
Chloromethane	295	110
Cyanide (Total)	640	220
Dibromochloromethane	794	196
Dichloromethane	170	36
Ethylbenzene	380	142
Lead (Total)	690	320
Naphthalene	47	19
Tetrachloroethylene	164	52
Tetrachloromethane	380	142
Toluene	74	28
Tribromomethane	794	196
Trichloromethane	325	111

[58 FR 50699, Sept. 28, 1993]

TABLE 7 TO PART 455 [RESERVED]

TABLE 8 TO PART 455—LIST OF POLLU-
TION PREVENTION ALTERNATIVE
PRACTICES

A modification to the list of practices on this table that an individual facility must comply with to be eligible for the pollution prevention alternative is allowed with acceptable justification as listed on this table as approved by the permit writer or control authority (using BPJ/BEJ) after submittal by the facility of a request for modification. A modification, for purposes of this table, means that a facility would no longer have to perform a listed practice or would need to comply with a modified practice. However, the modification only applies to the specific practice for which the modification has been justified and to no other listed practices. Facilities are required to thoroughly discuss all modifications in the on-site compliance paperwork as described above in the limitations and standards (§455.41(c)).

1. Must use water conservation practices. These practices may include, but are not limited to using: spray nozzles or flow reduction devices on hoses, low volume/high pressure rinsing equipment, floor scrubbing machines, mop(s) and bucket(s), and counter current staged drum rinsing stations. [Modification allowed when: Rinsing narrow transfer lines or piping where sufficient rins-

ing is better achieved by flushing with water.]

2. Must practice good housekeeping:

(a) Perform preventative maintenance on all valves and fittings and repair leaky valves and fittings in a timely manner;

(b) Use drip pans under any valves or fittings where hoses or lines are routinely connected and disconnected, collect for reuse when possible; and

(c) Perform quick cleanup of leaks and spills in outdoor bulk storage or process areas.

3. Must sweep or vacuum dry production areas prior to rinsing with water.

4. Must clean interiors of dry formulation equipment with dry carrier prior to any water rinse. The carrier material must be stored and reused in future formulation of the same or compatible product or properly disposed of as solid waste.

5. If operating continuous overflow Department of Transportation (DOT) aerosol leak test baths—>

Must operate with some recirculation.

6. If operating air pollution control wet scrubbers—>

Must operate as recirculating scrubbers (periodic blowdown is allowed as needed).

[Modification allowed when: Facility demonstrates that they would not be able to meet Resource Conservation Recovery Act or Clean Air Act (CAA) requirements.]

7. When performing rinsing of raw material drums, storage drums, and/or shipping containers that contained liquid PAI(s) and/or inert ingredients for the formulation of water-based products—>

Must reuse the drum/shipping container rinsate DIRECTLY into the formulation at the time of formulation; or store for use in future formulation of same or compatible product; or use a staged drum rinsing station (counter current rinsing).

[Modification allowed when: the drum/shipping container holds inert ingredient(s) only and (1) the facility can demonstrate that, after using water conservation practices, the large concentration of inert ingredient in the formulation creates more volume than could feasibly be reused; or (2) the facility can demonstrate that the concentration of the inert in the formulation is so small that the reuse would cause a formulation to exceed the ranges allowed in the Confidential Statement of Formula (CSF) (40 CFR 158.155).]

8. When performing rinsing of raw material drums, storage drums, and/or shipping containers that contained liquid PAI(s) and/or inert ingredients for the formulation of solvent-based products—>

Must reuse the drum/shipping container rinsate DIRECTLY into the formulation at the time of formulation or store for use in future formulation of same or compatible product.

Pt. 455, Table 9

40 CFR Ch. I (7–1–21 Edition)

[Modification allowed when:

(a) The drum/shipping container holds inert ingredient(s) only and: (1) The facility can demonstrate that, after using water conservation practices, the large concentration of inert ingredient in the formulation creates more volume than could feasibly be reused; or (2) the facility can demonstrate that the concentration of the inert in the formulation is so small that the reuse would cause a formulation to exceed the ranges allowed in the Confidential Statement of Formula (CSF) (40 CFR 158.155); *or*

(b) Drums/shipping containers are going to a drum refurbisher/recycler who will only accept drums rinsed with water.]

9. Must dedicate PFPR production equipment by water-based versus solvent-based products. Dedicated solvent-based or water-based equipment may be used on a non-routine basis for non-dedicated operations; however the facility may not discharge the solvent/aqueous changeover rinsate as part of their P2 allowable discharge (*i.e.*, the facility must achieve zero discharge of those process wastewater pollutants).

[Modification allowed when: Facility has installed and is using a solvent recovery system for the changeover rinsate (can also be used for other solvent recovery).]

10. Must store the rinsate from interior rinsing (does not include drum/shipping container rinsate) for reuse in future formulation of same or compatible product.

[Modification allowed when:

(a) Facility has evidence of biological growth or other product deterioration over a typical storage period;

(b) Facility has space limitations, BUT must still store rinsates for most frequently produced products;

(c) Manufacturer (or formulator contracting for toll formulating) has directed otherwise (*i.e.*, send back to them or send for off-site disposal);

(d) Facility is dropping registration or production of the formulation and there is no compatible formulation for reuse of the rinsates or facility can provide reasonable explanation of why it does not anticipate formulation of same or compatible formulation within the next 12 months;

(e) Facility only performs packaging of the pesticide product from which interior rinsate is generated; or

(f) Facility has demonstrated that it must use a detergent to clean the equipment.]

NOTES

For indirect dischargers: After following the practices above, some wastewaters may require pretreatment prior to discharge to POTWs. See definition of pollution prevention allowable discharge for indirect dischargers (§ 455.41(d)).

For direct dischargers: After following the practices above, all wastewaters require treatment prior to discharge directly to the nation's waters. See definition of pollution prevention allowable discharge for direct dischargers (§ 455.41(e)).

Additional information and guidance on implementing these P2 practices as well as evaluating compliance with these practices will be available in a P2 Guidance Manual for the PFPR Industry.

[61 FR 57553, Nov. 6, 1996]

**TABLE 9 TO PART 455—GROUP 2
MIXTURES**

Shaughnessey code	Chemical name ¹
002201	Sabadilla alkaloids.
006501	Aromatic petroleum derivative solvent.
006602	Heavy aromatic naphtha.
016601 ²	Dry ice.
022003	Coal tar.
025001	Coal tar neutral oils.
025003	Creosote oil (Note: Derived from any source).
025004	Coal tar creosote.
031801	Ammonium salts of C8–18 and C18' fatty acids.
055601	BNOA.
063501	Kerosene.
063502	Mineral oil—includes paraffin oil from 063503.
063503	Petroleum distillate, oils, solvent, or hydrocarbons; also p.
063506	Mineral spirits.
067003	Terpineols (unspec.).
067205	Pine tar oil.
067207	Ester gum.
067302	Amines, N-coco alkyltrimethylenedi-, acetates.
069152	Amines, coco alkyl, hydrochlorides.
070801	Red Squill glycoside.
071004	Cube Resins other than rotenone.
071501	Ryania speciosa, powdered stems of.
072602 ²	Silica gel.
072605 ²	Silicon dioxide.
079014	Turkey red oil.
079021	Potassium salts of fatty acids.
079029	Fatty alcohols (52–61% C10, 39–46% C8, 0–3% C6, 0–3% C12).
079034	Methyl esters of fatty acids (100% C8–C12)
079059	Fatty alcohols (54.5% C10, 45.1% C8, 0.4% C6)
086803	Xylene range aromatic solvent
107302	Polyhedral inclusion bodies of Douglas fir tussock moth nucl.
107303	Polyhedral inclusion bodies of gypsy moth nucleopolyhedrosis.
107304	Polyhedral inclusion bodies of n. sertifer
116902	Gibberellin A4 mixt. with Gibberellin A7.
117001	Nosema locustae.
128888	Lactofen (ANSI).
128934 ²	Nitrogen, liquid.
129029	Bergamot Oil.
224600	Diethanolamides of the fatty acids of coconut oil (coded 079).
505200	Isoparaffinic hydrocarbons.

¹Shaughnessey codes and chemical names are taken directly from the FATES database. Several chemical names are truncated because the chemical names listed in the FATES database are limited to 60 characters.

Environmental Protection Agency

Pt. 455, Table 10

²EPA does not believe this PAI will persist in sanitary streams long enough to reach a POTW.

[61 FR 57554, Nov. 6, 1996]

TABLE 10 TO PART 455—LIST OF APPROPRIATE POLLUTION CONTROL TECHNOLOGIES

This table contains those pollutant control technologies, such as hydrolysis, chemical oxidation, precipitation and activated carbon adsorption, which have been used for estimating compliance costs on a PAI specific basis. In general, these treatment technologies have been determined to be effective in treating pesticide containing wastewaters in literature, in bench or pilot scale treatability studies or in the Pesticide

Manufacturing effluent guidelines. These are the same technologies that are presented as part of the Universal Treatment System. However, these technologies are PAI specific and may need to be used in conjunction with one another to provide treatment for all PAIs used at a facility over a period of time. In addition, facilities may experience difficulties treating wastewaters that contain emulsions, therefore, “appropriate” treatment for emulsified wastewaters must include an emulsion breaking step. For PAIs whose technology is listed as “Pollution Prevention”, the permitting authority/control authority can determine if additional treatment is necessary through best professional judgement/best engineering judgement, respectively.

LIST OF APPROPRIATE POLLUTION CONTROL TECHNOLOGIES ¹

PAI name ²	PAI code ³	Shaughnessy code ⁴	Structural group ⁵	Treatment technology
Dicofol	001	10501	DDT	Hydrolysis.
Maleic Hydrazide	002	51501	Hydrazide	Activated Carbon.
EDB	003	42002	EDB	Activated Carbon.
Vancide TH	004	82901	s-Triazine	Activated Carbon.
1,3-Dichloropropene	005	29001	EDB	Hydrolysis.
Thenarsazine Oxide	006	12601	Organoarsenic	Precipitation.
Dowicil 75	007	17901	NR4	Activated Carbon.
Triadimefon	008	109901	s-Triazine	Activated Carbon.
Hexachlorophene	009	44901	Chlorophene	Activated Carbon.
Tetrachlorophene	010	Chlorophene	Activated Carbon.
Dichlorophene	011	55001	Chlorophene	Activated Carbon.
Dichlorvos	012	84001	Phosphate	Hydrolysis.
Landrin-2	013	Carbamate	Activated Carbon.
2,3,6-T, S&E or Fenac	014	82605	2,4-D	Activated Carbon.
2,4,5-T and 2,4,5-T, S&E	015	(*)	2,4-D	Activated Carbon.
2,4-D (2,4-D, S&E)	016	(*)	2,4-D	Chemical Oxidation.
2,4-DB, S&E	017	(*)	2,4-D	Activated Carbon.
Dyrene or Anilazine	018	80811	s-Triazine	Activated Carbon.
Dinocap	019	36001	Phenylcrotonate	Activated Carbon.
Dichloran or DCNA	020	31301	Aryl Halide	Activated Carbon.
Busan 90	021	8707	Miscellaneous Organic	Activated Carbon.
Mevinphos	022	15801	Phosphate	Hydrolysis.
Sulfallate	023	Dithiocarbamate	Activated Carbon.
Chlorfenvinphos	024	84101	Phosphate	Activated Carbon.
Cyanazine or Bladex	025	100101	s-Triazine	Activated Carbon.
Propachlor	026	19101	Acetanilide	Activated Carbon.
MCPA, S&E	027	(*)	2,4-D	Activated Carbon.
Octhilinone	028	99901	Heterocyclic	Activated Carbon.
Pindone	029	67703	Miscellaneous Organic	Activated Carbon.
Dichlorprop, S&E	030	(*)	2,4-D	Activated Carbon.
MCPP, S&E or Mecoprop	031	(*)	2,4-D	Activated Carbon.
Thiabendazole	032	60101	Heterocyclic	Activated Carbon.
Belclene 310	033	80815	s-Triazine	Activated Carbon.
Chlorprop, S&E	034	21202	2,4-D	Activated Carbon.
Busan 72 or TCMTB	035	35603	Heterocyclic	Hydrolysis.
Chlorophacinone	037	67707	Miscellaneous Organic	Activated Carbon.
Landrin-1	038	Carbamate	Activated Carbon.
Pronamide	039	101701	Chlorobenzamide	Activated Carbon.
Methiocarb or Mesurol	040	100501	Carbamate	Hydrolysis.
Propanil	041	28201	Chloropropionanilide	Activated Carbon.
Polyphase ⁶	042	107801	Carbamate	Activated Carbon.
Coumafuryl or Fumarin	043	86001	Coumarin	Activated Carbon.
DNOC	044	Phenol	Activated Carbon.
Metribuzin	045	101101	Triazathione	Activated Carbon.
CPA, S&E	046	(*)	2,4-D	Activated Carbon.
MCPB, S&E	047	19202	2,4-D	Activated Carbon.
Aminocarb	048	Carbamate	Hydrolysis.
Etridiazole	049	84701	Heterocyclic	Activated Carbon.
Ethoxyquin	050	55501	Quinolin	Activated Carbon.

LIST OF APPROPRIATE POLLUTION CONTROL TECHNOLOGIES¹—Continued

PAI name ²	PAI code ³	Shaughnessy code ⁴	Structural group ⁵	Treatment technology
Acephate or Orthene	052	103301	Phosphoroamidothioate	Activated Carbon.
Acifluorfen	053	114402	Benzoic Acid	Activated Carbon.
Alachlor	054	90501	Acetanilide	Activated Carbon.
Aldicarb	055	98301	Carbamate	Hydrolysis.
Allethrin	057	(*)	Pyrethrin	Activated Carbon.
Ametryn	058	80801	s-Triazine	Activated Carbon.
Amitraz	059	106201	Iminamide	Activated Carbon.
Atrazine	060	80803	s-Triazine	Hydrolysis.
Bendiocarb	061	105201	Carbamate	Hydrolysis.
Benomyl	062	99101	Carbamate	Hydrolysis.
BHC	063		Lindane	Hydrolysis.
Benzyl Benzoate	064	9501	Ester	Activated Carbon.
Lethane 60	065		Thiocyanate	Activated Carbon.
Bifenox	066	104301	Nitrobenzoate	Activated Carbon.
Biphenyl	067	17002	Aryl	Activated Carbon.
Bromacil (Lithium Salt)	068	(*)	Uracil	Activated Carbon.
Bromoxynil	069	(*)	Benzonitrile	Activated Carbon.
Butachlor	070		Acetanilide	Activated Carbon.
Giv-gard	071	101401	Miscellaneous Organic	Activated Carbon.
Cacodylic Acid	072	(*)	Organoarsenic	Precipitation.
Captafol	073		Phthalimide	Hydrolysis.
Captan	074	81301	Phthalimide	Hydrolysis.
Carbaryl	075	56801	Carbamate	Hydrolysis.
Carbofuran	076	90601	Carbamate	Hydrolysis.
Carbosulfan	077		Carbamate	Activated Carbon.
Chloramben	078	(*)	Benzoic Acid	Activated Carbon.
Chlordane	079	58201	Tricyclic	Activated Carbon.
Chloroneb	080	27301	Aryl Halide	Chemical Oxidation.
Chloropicrin	081	81501	Alkyl Halide	Chemical Oxidation.
Chlorothalonil	082	81901	Chloropropionanilide	Activated Carbon.
Chloroxuron	083		Urea	Activated Carbon.
Stirofos	084	83701	Phosphate	Hydrolysis.
Chlorpyrifos Methyl	085	59102	Phosphorothioate	Hydrolysis.
Chlorpyrifos	086	59101	Phosphorothioate	Chemical Oxidation.
Mancozeb	087	14504	Dithiocarbamate	Activated Carbon.
Bioquin (Copper)	088	24002	Organocopper	Precipitation.
Copper EDTA	089	39105	Organocopper	Precipitation.
Pydrin or Fenvalerate	090	109301	Pyrethrin	Activated Carbon.
Cycloheximide	091		Cyclic Ketone	Activated Carbon.
Dalapon	092	(*)	Alkyl Halide	Activated Carbon.
Dienochlor	093	27501	HCp	Activated Carbon.
Demeton	094		Phosphorothioate	Hydrolysis.
Desmedipham	095	104801	Carbamate	Hydrolysis.
Amobam	096		Miscellaneous Organic	Activated Carbon.
DBCP	097		EDB	Activated Carbon.
Dicamba	098	(*)	Aryl Halide	Activated Carbon.
Dichlone	099	29601	Quinone	Activated Carbon.
Thiophanate Ethyl	100	103401	Carbamate	Hydrolysis.
Perthane	101		DDT	Activated Carbon.
EXD	102		Dithiocarbamate	Activated Carbon.
Diazinon	103	57801	Phosphorothioate	Hydrolysis.
Diiflubenzuron	104	108201	Urea	Activated Carbon.
Dimethoate	106	35001	Phosphorodithioate	Hydrolysis.
Parathion Methyl	107	53501	Phosphorothioate	Hydrolysis.
Dicrotophos	108	35201	Phosphate	Activated Carbon.
Crotoxyphos	109	58801	Phosphate	Activated Carbon.
DCPA	110	78701	Aryl Halide	Activated Carbon.
Trichlorofon	111	57901	Phosphonate	Activated Carbon.
Dinoseb	112	37505	Phenol	Activated Carbon.
Dioxathion	113	37801	Phosphorodithioate	Hydrolysis.
Diphacinone	114	67701	Indandione	Activated Carbon.
Diphenamide	115	36601	Acetamide	Activated Carbon.
Diphenylamine	116	38501	Aryl Amine	Activated Carbon.
MGK 326	117	47201	Ester	Activated Carbon.
Nabonate	118	63301	Isocyanate	Chemical Oxidation.
Diuron	119	35505	Urea	Activated Carbon.
Metasol DGH	120	44303	NR4	Activated Carbon.
Dodine	121	44301	NR4	Activated Carbon.
Endosulfan	122	79401	Tricyclic	Activated Carbon.
Endothall (Endothall S&E)	123	(*)	Bicyclic	Activated Carbon.
Endrin	124	41601	Tricyclic	Activated Carbon.

Environmental Protection Agency

Pt. 455, Table 10

LIST OF APPROPRIATE POLLUTION CONTROL TECHNOLOGIES¹—Continued

PAI name ²	PAI code ³	Shaughnessy code ⁴	Structural group ⁵	Treatment technology
Ethalfuralin	125	113101	Toluidine	Activated Carbon.
Ethion	126	58401	Phosphorodithioate	Hydrolysis.
Ethoprop	127	41101	Phosphorodithioate	Activated Carbon.
Fenamiphos	128	100601	Phosphoroamidate	Activated Carbon.
Chlorobenzilate	129	28801	Aryl Halide	Activated Carbon.
Butylate	130	41405	Thiocarbamate	Activated Carbon.
Famphur	131	Phosphorothioate	Hydrolysis.
Fenarimol	132	206600	Pyrimidine	Activated Carbon.
Fenthion or Baytex	133	53301	Phosphorothioate	Hydrolysis.
Ferbam	134	34801	Dithiocarbamate	Activated Carbon.
Fluometuron	135	35503	Urea	Activated Carbon.
Fluoroacetamide	136	Acetamide	Activated Carbon.
Folpet	137	81601	Phthalimide	Hydrolysis.
Glyphosate (Glyphosate S&E) ..	138	(*)	Phosphoroamidate	Chemical Oxidation.
Glyphosine	139	Phosphoroamidate	Activated Carbon.
Heptachlor	140	44801	Tricyclic	Activated Carbon.
Cycloprate	141	Thiocarbamate	Activated Carbon.
Hexazinone	142	107201	s-Triazine	Activated Carbon.
Isofenphos	143	109401	Phosphoroamidothioate	Activated Carbon.
Isopropalin	144	100201	Toluidine	Activated Carbon.
Propham	145	Carbamate	Hydrolysis.
Karabutilate	146	97401	Carbamate	Hydrolysis.
Lindane	147	9001	Lindane	Activated Carbon.
Linuron	148	35506	Urea	Chemical Oxidation.
Malachite Green	149	39504	NR4	Activated Carbon.
Malathion	150	57701	Phosphorodithioate	Hydrolysis.
Maneb	151	14505	Dithiocarbamate	Activated Carbon.
Manam	152	Dithiocarbamate	Activated Carbon.
Mefluidide	153	114002	Carbamate	Activated Carbon.
Methamidophos	154	101201	Phosphoroamidothioate	Activated Carbon.
Methidathion	155	100301	Phosphorodithioate	Activated Carbon.
Methomyl	156	90301	Carbamate	Hydrolysis.
Methoprene	157	(*)	Ester	Activated Carbon.
Methoxychlor	158	34001	DDT	Hydrolysis.
Methyl Bromide	160	53201	Alkyl Halide	Activated Carbon.
Monosodium Methyl Arsenate ..	161	(*)	Organoarsenic	Precipitation.
Nalco D-2303	163	68102	Thiocyanate	Activated Carbon.
Quinomethionate	164	54101	Miscellaneous Organic	Activated Carbon.
Metolachlor	165	108801	Acetanilide	Activated Carbon.
Mexacarbate	166	Carbamate	Hydrolysis.
Metiram	167	14601	Dithiocarbamate	Activated Carbon.
Monuron TCA	168	35502	Urea	Activated Carbon.
Monuron	169	35501	Urea	Activated Carbon.
Napropamide	170	103001	Carbamate	Activated Carbon.
Deet	171	80301	Toluamide	Activated Carbon.
Nabam	172	14503	Dithiocarbamate	Chemical Oxidation.
Naled	173	34401	Phosphate	Hydrolysis.
Norea	174	Urea	Activated Carbon.
Norflurazon	175	105801	Heterocyclic	Activated Carbon.
Naptalam or Neptalam	176	30703	Phthalamide	Activated Carbon.
MGK 264	177	57001	Bicyclic	Activated Carbon.
Benfluralin	178	84301	Toluidine	Activated Carbon.
Sulfotepp	179	79501	Phosphorothioate	Activated Carbon.
Aspon	180	Phosphorothioate	Activated Carbon.
Coumaphos	181	36501	Phosphorothioate	Hydrolysis.
Fensulfothion	182	32701	Phosphorothioate	Hydrolysis.
Disulfoton	183	32501	Phosphorodithioate	Hydrolysis.
Fenitrothion	184	105901	Phosphorothioate	Hydrolysis.
Phosmet	185	59201	Phosphorodithioate	Hydrolysis.
Azinphos Methyl (Guthion)	186	58001	Phosphorodithioate	Hydrolysis.
Oxydemeton Methyl	187	58702	Phosphorothioate	Activated Carbon.
Organo-Arsenic Pesticides	188	Organoarsenic	Precipitation.
Organo-Cadmium Pesticides	189	Organocadmium	Precipitation.
Organo-Copper Pesticides	190	(*)	Organocopper	Precipitation.
Organo-Mercury Pesticides	191	(*)	Organomercury	Precipitation.
Organo-Tin Pesticides	192	(*)	Organotin	Precipitation.
o-Dichlorobenzene	193	59401	Aryl Halide	Activated Carbon.
Oryzalin	194	104201	Sulfanilamide	Activated Carbon.
Oxamyl	195	103801	Carbamate	Hydrolysis.
Oxyfluorfen	196	111601	Miscellaneous Organic	Activated Carbon.
Bolstar	197	111501	Phosphorodithioate	Activated Carbon.

LIST OF APPROPRIATE POLLUTION CONTROL TECHNOLOGIES¹—Continued

PAI name ²	PAI code ³	Shaughnessy code ⁴	Structural group ⁵	Treatment technology
Sulprofos Oxon	198	Phosphorothioate	Hydrolysis.
Santox (EPN)	199	41801	Phosphorodithioate	Hydrolysis.
Fonofos	200	41701	Phosphorodithioate	Hydrolysis.
Propoxur	201	47802	Carbamate	Hydrolysis.
p-Dichlorobenzene	202	61501	Aryl Halide	Activated Carbon.
Parathion Ethyl	203	57501	Phosphorothioate	Hydrolysis.
Pendimethalin	204	108501	Benzeneamine	Activated Carbon.
PCNB	205	56502	Aryl Halide	Activated Carbon.
PCP or Penta	206	(*)	Phenol	Activated Carbon.
Perfluidone	207	Sulfonamide	Activated Carbon.
Permethrin	208	109701	Pyrethrin	Activated Carbon.
Phenmedipham	209	98701	Carbamate	Hydrolysis.
Nemazine	210	64501	Heterocyclic	Activated Carbon.
Phorate	212	57201	Phosphorodithioate	Hydrolysis.
Phosalone	213	97701	Phosphorodithioate	Hydrolysis.
Phosphamidon	214	18201	Phosphate	Hydrolysis.
Picloram	215	(*)	Pyridine	Activated Carbon.
Piperonyl Butoxide	216	67501	Ester	Activated Carbon.
PBED or WSCP (Busan 77)	217	69183	NR4	Activated Carbon.
Busan 85 or Arylane	218	34803	Dithiocarbamate	Chemical Oxidation.
Busan 40	219	102901	Dithiocarbamate	Chemical Oxidation.
KN Methyl	220	39002	Dithiocarbamate	Chemical Oxidation.
Metasol J26	221	101301	Miscellaneous Organic	Activated Carbon.
Profenofos	222	111401	Phosphorothioate	Activated Carbon.
Prometon or Caparol	223	80804	s-Triazine	Chemical Oxidation.
Prometryn	224	80805	s-Triazine	Activated Carbon.
Propargite	225	97601	Miscellaneous Organic	Activated Carbon.
Propazine	226	80808	s-Triazine	Activated Carbon.
Propionic Acid	227	77702	Alkyl Acid	Activated Carbon.
Previcur N	228	119301	Carbamate	Hydrolysis.
Pyrethrin Coils	229	69004	Pyrethrin	Activated Carbon.
Pyrethrum I	230	69001	Pyrethrin	Hydrolysis.
Pyrethrum II	231	69002	Pyrethrin	Hydrolysis.
Pyrethrins	232	(*)	Pyrethrin	Hydrolysis.
Resmethrin	233	(*)	Pyrethrin	Activated Carbon.
Fenchlorphos or Ronnel	234	58301	Phosphorothioate	Hydrolysis.
Mexide or Rotenone	235	71003	Miscellaneous Organic	Activated Carbon.
DEF	236	74801	Phosphorotrithioate	Activated Carbon.
Siduron or Tuperan	237	35509	Urea	Activated Carbon.
Silvex	238	(*)	2,4-D	Activated Carbon.
Simazine	239	80807	s-Triazine	Activated Carbon.
Sodium Bentazon	240	103901	Heterocyclic	Chemical Oxidation.
Carbam-S or Sodam	241	34804	Dithiocarbamate	Chemical Oxidation.
Sodium Fluoroacetate	242	75003	Acetamide	Activated Carbon.
Vapam or Metham Sodium	243	39003	Dithiocarbamate	Chemical Oxidation.
Sulfoxide	244	57101	Miscellaneous Organic	Activated Carbon.
Cycloate or Ro-Neet	245	41301	Thiocarbamate	Activated Carbon.
EPrecipitationC or Eptam	246	41401	Thiocarbamate	Activated Carbon.
Molinate	247	41402	Thiocarbamate	Activated Carbon.
Pebulate or Tillman	248	41403	Thiocarbamate	Activated Carbon.
Vernolate or Vernam	249	41404	Thiocarbamate	Activated Carbon.
HPrecipitationMS	250	35604	Thiosulphonate	Activated Carbon.
Bensulide or Betesan	251	9801	Phosphorodithioate	Activated Carbon.
Tebuthiuron	252	105501	Urea	Activated Carbon.
Temephos	253	59001	Phosphorothioate	Hydrolysis.
Terbacil	254	12701	Uracil	Activated Carbon.
Terbufos or Counter	255	105001	Phosphorodithioate	Activated Carbon.
Terbutylazine	256	80814	s-Triazine	Activated Carbon.
Terbutryn	257	80813	s-Triazine	Activated Carbon.
Tetrachlorophenol	258	63004	Phenol	Activated Carbon.
Dazomet	259	35602	Heterocyclic	Chemical Oxidation.
Thiophanate Methyl	260	102001	Carbamate	Hydrolysis.
Thiram	261	79801	Dithiocarbamate	Activated Carbon.
Toxaphene	262	80501	Bicyclic	Activated Carbon.
Merphos	263	74901	Phosphorotrithioate	Hydrolysis.
Trifluralin or Treflan	264	36101	Toluidine	Activated Carbon.
Warfarin	265	(*)	Coumarin	Activated Carbon.
Zinc MBT	266	51705	Organozinc	Precipitation.
Zineb	267	14506	Dithiocarbamate	Activated Carbon.
Ziram	268	34805	Dithiocarbamate	Activated Carbon.
Triallate	269	78802	Thiocarbamate	Activated Carbon.

Environmental Protection Agency

Pt. 455, Table 10

LIST OF APPROPRIATE POLLUTION CONTROL TECHNOLOGIES¹—Continued

PAI name ²	PAI code ³	Shaughnessy code ⁴	Structural group ⁵	Treatment technology
Phenothrin	270	69005	Pyrethrin	Activated Carbon.
Tetramethrin	271	69003	Pyrethrin	Activated Carbon.
Chloroprotham	272	18301	Carbamate	Hydrolysis.
Non-272 PAIs				
CFC 11		13	Alkyl Halide	Activated Carbon.
CFC 12		14	Alkyl Halide	Activated Carbon.
Polyethylene		152	Polymer	Activated Carbon.
Acrolein		701	Alcohol	Activated Carbon.
Dimethyl-m-dioxan-4-ol acetate		1001	Heterocyclic	Activated Carbon.
Dodecyl alcohol		1509	Alcohol	Activated Carbon.
Tetradecyl alcohol		1510	Alcohol	Activated Carbon.
Rosin amine D acetate		4201	Alkyl Acid	Activated Carbon.
Dihydroabietylamine acetate		4213	Alkyl Acid	Activated Carbon.
Amitrole		4401	Heterocyclic	Activated Carbon.
Allyl isothiocyanate		4901	Thiocyanate	Activated Carbon.
AMS		5501	Inorganic	Pollution Prevention.
Calcium sulfate		5602	Inorganic	Pollution Prevention.
Tartar emetic		6201	Inorganic	Pollution Prevention.
Diphenylstibene 2-ethylhexanoate.		6202	Aryl	Activated Carbon.
Streptomycin		6306	Heterocyclic	Activated Carbon.
Oxytetracycline hydrochloride ...		6308	Phthalamide	Activated Carbon.
Streptomycin sesquisulfate		6310	Heterocyclic	Activated Carbon.
Neomycin sulfate		6313	Benzeneamine	Activated Carbon.
Antimycin A		6314	Heterocyclic	Activated Carbon.
Calcium oxytetracycline		6321	Phthalamide	Activated Carbon.
Espesol 3A		6601	Phosphorothioate	Activated Carbon.
Arsenic acid		6801	Metallic	Precipitation.
Arsenic acid anhydride		6802	Metallic	Precipitation.
Arsenous acid anhydride		7001	Metallic	Precipitation.
Copper oxychloride		8001	Metallic	Precipitation.
Basic cupric sulfate		8101	Metallic	Precipitation.
Basic copper III—zinc sulfate complex (Declare copper and.		8102	Metallic	Precipitation.
Bromophos		8706	Phosphorothioate	Activated Carbon.
Benzyl bromoacetate		8710	Benzoic acid	Activated Carbon.
Benzoic acid		9101	Benzoic acid	Activated Carbon.
Benzyl diethyl ((2,6-xylylcarbamoyl)methyl) ammonium benzoate.		9106	NR4	Activated Carbon.
Benzyl alcohol		9502	Aryl	Activated Carbon.
3-Chloro-p-toluidine hydrochloride.		9901	Chloropropionanilide	Activated Carbon.
Butoxyethoxyethyl thiocyanate		10002	Thiocyanate	Activated Carbon.
2-Naphthol		10301	Phenol	Activated Carbon.
Boric acid		11001	Inorganic	Pollution Prevention.
Barium metaborate		11101	Inorganic	Pollution Prevention.
Boron sodium oxide (B8Na2O13), tetrahydrate (12280–03–4).		11103	Inorganic	Pollution Prevention.
Sodium metaborate (NaBO2) ...		11104	Inorganic	Pollution Prevention.
Boron sodium oxide (B8Na2O13) (12008–41–2).		11107	Inorganic	Pollution Prevention.
Boron sodium oxide (B4Na2O7), pentahydrate (12179–04–3).		11110	Inorganic	Pollution Prevention.
Boron sodium oxide (B4Na2O7) (1330–43–4).		11112	Inorganic	Pollution Prevention.
Polybutene		11402	Polymer	Activated Carbon.
Polyisobutylene		11403	Polymer	Activated Carbon.
Butyl cellosolve		11501	Alcohol	Activated Carbon.
Butoxypolypropylene glycol		11901	Polymer	Activated Carbon.
Neburon (ANSI)		12001	Chloropropionanilide	Activated Carbon.
Methyltrimethylenedioxybis(4-methyl-1,3,2-dioxaborinane).		12401	Bicyclic	Activated Carbon.
Oxybis(4,4,6-trimethyl-1,3,2-dioxaborinane).		12402	Bicyclic	Activated Carbon.
Cadmium chloride		12902	Metallic	Precipitation.
Lead arsenate, basic		13502	Metallic	Precipitation.
Lead arsenate		13503	Metallic	Precipitation.
Sodium arsenate		13505	Metallic	Precipitation.

LIST OF APPROPRIATE POLLUTION CONTROL TECHNOLOGIES¹—Continued

PAI name ²	PAI code ³	Shaughnessy code ⁴	Structural group ⁵	Treatment technology
Sodium arsenite	13603	Metallic	Precipitation.
Potassium bromide	13903	Inorganic	Pollution Prevention.
Camphor	15602	Bicyclic	Activated Carbon.
Carbon disulfide	16401	Inorganic	Pollution Prevention.
Carbon tetrachloride	16501	Alkyl Halide	Activated Carbon.
Barban (ANSI)	17601	Carbamate	Activated Carbon.
Chloro-2-propenyl)-3,5,7,1-triaza-1-azo niatricyclo(3.3.1.1)sup.	17902	Tricyclic	Activated Carbon.
Chloromequat chloride	18101	NR4	Activated Carbon.
Chloromethoxypropylmercuric acetate.	18401	Metallic	Precipitation.
Allidochlor	19301	Acetanilide	Activated Carbon.
Chromic acid	21101	Metallic	Precipitation.
Chromic oxide	21103	Metallic	Precipitation.
Cresol (unspec) (Cresylic acid)	22101	Phenol	Activated Carbon.
Cresol	22102	Phenol	Activated Carbon.
Copper (metallic)	22501	Metallic	Precipitation.
Copper ammonium carbonate	22703	Metallic	Precipitation.
Copper carbonate	22901	Metallic	Precipitation.
Copper hydroxide	23401	Metallic	Precipitation.
Copper chloride hydroxide (Cu ₂ Cl(OH) ₃).	23501	Metallic	Precipitation.
Copper oxychloride sulfate	23503	Metallic	Precipitation.
Copper sulfate	24401	Metallic	Precipitation.
Copper (from triethanolamine complex).	24403	Metallic	Precipitation.
Copper as metallic (in the form of chelates of copper citrat).	24405	Metallic	Precipitation.
Copper as elemental from copper—ethylenediamine complex.	24407	Metallic	Precipitation.
Copper sulfate (anhydrous)	24408	Metallic	Precipitation.
Copper(I) oxide	25601	Metallic	Precipitation.
Cuprous thiocyanate	25602	Metallic	Precipitation.
Cyclohexane	25901	Aryl	Activated Carbon.
Cyclohexanone	25902	Cyclic Ketone	Activated Carbon.
Dichlobenil	27401	Chloropropionanilide	Activated Carbon.
Diquat dibromide	32201	NR4	Activated Carbon.
Dimethrin (ANSI)	34101	Pyrethrin	Activated Carbon.
Dicapthon	34502	Phosphorothioate	Activated Carbon.
Ziram, cyclohexylamine complex.	34806	Dithiocarbamate	Activated Carbon.
Butyl dimethylthioperoxycarbamate.	34807	Dithiocarbamate	Activated Carbon.
Daminozide	35101	Acetanilide	Activated Carbon.
Bis(trichloromethyl) sulfone	35601	Miscellaneous Organic	Activated Carbon.
Bis(bromoacetoxy)-2-butene	35605	Alkyl Halide	Activated Carbon.
Dazomet, sodium salt	35607	Heterocyclic	Activated Carbon.
Butonate	35701	Phosphonate	Activated Carbon.
Trifluoro-4-nitro-m-cresol(**) = alpha, alpha, alpha-.	6201	Phenol	Activated Carbon.
Triethanolamine dinoseb (2-sec-Butyl-4,6-dinitrophenol).	37506	Phenol	Activated Carbon.
Sodium 4,6-dinitro-o-cresylate	37508	Phenol	Activated Carbon.
Dinitrophenol	37509	Phenol	Activated Carbon.
Alkanol* amine dinoseb (2-sec-butyl-4,6-dinitrophenol) *(s.	37511	Phenol	Activated Carbon.
Sodium dinoseb (2-sec-Butyl-4,6-dinitrophenol).	37512	Phenol	Activated Carbon.
Nitrioltriacetic acid, trisodium salt.	39106	Acetamide	Activated Carbon.
Trisodium(2-hydroxy-ethyl)ethylene diaminetriacetate.	39109	Acetanilide	Activated Carbon.
Ammonium ethylenediamine-tetraacetate.	39117	Acetamide	Activated Carbon.
Pentasodium diethylenetriaminepentaacetate.	39120	Acetanilide	Activated Carbon.
Ethyl-1,3-hexanediol	41001	Alcohol	Activated Carbon.

Environmental Protection Agency

Pt. 455, Table 10

LIST OF APPROPRIATE POLLUTION CONTROL TECHNOLOGIES¹—Continued

PAI name ²	PAI code ³	Shaughnessy code ⁴	Structural group ⁵	Treatment technology
Ethylene		41901	Miscellaneous Organic	Pollution Prevention.
EDC		42003	EDB	Activated Carbon.
Methylene chloride		42004	Alkyl Halide	Activated Carbon.
Methoxyethanol		42202	Alcohol	Activated Carbon.
Ethylene glycol		42203	Alcohol	Activated Carbon.
Butylene glycol		42205	Alcohol	Activated Carbon.
Ethylene oxide		42301	Miscellaneous Organic	Pollution Prevention.
Copper(II) oxide		42401	Metallic	Precipitation.
Cuprous and cupric oxide, mixed.		42403	Metallic	Precipitation.
Propylene oxide		42501	Miscellaneous Organic	Pollution Prevention.
Formaldehyde		43001	Miscellaneous Organic	Pollution Prevention.
Paraformaldehyde		43002	Polymer	Activated Carbon.
Bis(2-butylene) tetrahydro-2-furaldehyde.		43302	Tricyclic	Activated Carbon.
Giberellic acid		43801	Tricyclic	Activated Carbon.
Potassium gibberellate		43802	Tricyclic	Activated Carbon.
Glutaral		43901	Alcohol	Activated Carbon.
Copper citrate		44005	Metallic	Precipitation.
Methyl nonyl ketone		44102	Miscellaneous Organic	Activated Carbon.
Methyl-2-pentanone		44105	Miscellaneous Organic	Activated Carbon.
Monosodium 2,2'-methylenebis (3,4,6-trichlorophenate).		44902	Chlorophene	Activated Carbon.
Potassium 2,2'-methylenebis (3,4,6-trichlorophenate).		44904	Chlorophene	Activated Carbon.
Hexachloroepoxyoctahydro-endo, exo-dimethanoaphthalene 85%.		45001	Tricyclic	Activated Carbon.
Chlorhexidine diacetate		45502	Chloropropionanilide	Activated Carbon.
Hydrocyanic acid		45801	Inorganic	Activated Carbon.
Hydroxyethyl octyl sulfide		46301	Alcohol	Activated Carbon.
Heptadecenyl-2-(2-hydroxyethyl)-2-i midazolinium chloride.		46608	NR4	Activated Carbon.
Hydroxyethyl)-2-alkyl-2-imidazoline (as in fatty acids of t.		46609	NR4	Activated Carbon.
IBA		46701	Bicyclic	Activated Carbon.
Dihydropyrone		46801	Cyclic ketone	Activated Carbon.
Butoxypolypropoxypolyethoxyethanol-iodine complex.		46901	Polymer	Activated Carbon.
Polyethoxypolypropoxyethanol-iodine complex.		46904	Polymer	Activated Carbon.
Use code no. 046904 (polyethoxypolypropoxy ethanol-iodine complex).		46909	Polymer	Activated Carbon.
Iodine-potassium iodide complex.		46917	Inorganic	Pollution Prevention.
Alkyl-omega-hydroxypoly(oxyethylen e)-iodine complex *(100%.		46921	Polymer	Activated Carbon.
Lead acetate		48001	Metallic	Precipitation.
Nickel sulfate hexahydrate		50505	Metallic	Precipitation.
Maleic hydrazide, diethanolamine salt.		51502	Hydrazide	Activated Carbon.
Maleic hydrazide, potassium salt.		51503	Hydrazide	Activated Carbon.
Sodium 2-mercaptobenzothiolate.		51704	Heterocyclic	Activated Carbon.
Mercuric chloride		52001	Metallic	Precipitation.
Mercurous chloride		52201	Metallic	Precipitation.
Metalddehyde		53001	Miscellaneous Organic	Activated Carbon.
Methylated naphthalenes		54002	Aryl	Activated Carbon.
Sodium 2,2'-methylenebis(4-chlorophenate).		55005	Chlorophene	Activated Carbon.
Naphthalene		55801	Aryl	Activated Carbon.
NAD		56001	Benzoic Acid	Activated Carbon.
NAA (1-Naphthaleneacetic Acid).		56002	Benzoic Acid	Activated Carbon.
Potassium 1-naphthaleneacetate.		56003	Benzoic Acid	Activated Carbon.
Ammonium 1-naphthaleneacetate.		56004	Benzoic Acid	Activated Carbon.

LIST OF APPROPRIATE POLLUTION CONTROL TECHNOLOGIES¹—Continued

PAI name ²	PAI code ³	Shaughnessy code ⁴	Structural group ⁵	Treatment technology
Sodium 1-naphthaleneacetate	56007	Benzoic Acid	Activated Carbon.
Ethyl 1-naphthaleneacetate	56008	Benzoic Acid	Activated Carbon.
Nitrophenol	56301	Phenol	Activated Carbon.
Nicotine	56702	Pyridine	Activated Carbon.
Carbophenothion (ANSI)	58102	Phosphorodithioate	Activated Carbon.
Sodium 5-chloro-2-(4-chloro-2-(3-(3,4-dichlorophenyl)ureido). Monocrotophos	58802	Aryl Halide	Activated Carbon.
Chlordimeform	58901	Phosphate	Activated Carbon.
Chlordimeform hydrochloride	59701	Chloropropionanilide	Activated Carbon.
Thiabendazole hypophosphite	59702	Chloropropionanilide	Activated Carbon.
Hexachlorobenzene	60102	Hydrazide	Activated Carbon.
Butyl paraben	61001	Lindane	Activated Carbon.
Paraquat dichloride	61205	Phenol	Activated Carbon.
Chloro-4-phenylphenol	61601	Pyridine	Activated Carbon.
Chloro-2-phenylphenol	62206	Chlorophene	Activated Carbon.
Chloro-2-biphenylol, potassium salt.	62208	Chlorophene	Activated Carbon.
Chloro-2-phenylphenol	62209	Chlorophene	Activated Carbon.
Chloro-2-phenylphenol, potassium salt.	62210	Chlorophene	Activated Carbon.
Chloro-2-phenylphenol, potassium salt.	62211	Chlorophene	Activated Carbon.
Sodium phenate	64002	Phenol	Activated Carbon.
Butylphenol, sodium salt	64115	Phenol	Activated Carbon.
Ammonium 2-phenylphenate	64116	Phenol	Activated Carbon.
Chloro-2-cyclopentylphenol	64202	Chlorophene	Activated Carbon.
Bithionolate sodium	64203	Chlorophene	Activated Carbon.
Chloro-3-cresol	64206	Chlorophene	Activated Carbon.
Sodium 2,4,5-trichlorophenate	64217	Chlorophene	Activated Carbon.
Aluminum phosphide	66501	Inorganic	Pollution Prevention.
Phosphorus	66502	Inorganic	Pollution Prevention.
Magnesium phosphide	66504	Inorganic	Pollution Prevention.
1-(Alkyl*amino)-3-aminopropane* (Fatty acids of coconut oil).	67301	Iminamide	Activated Carbon.
Alkyl* amino)-3-aminopropane *(53%C12, 19%C14, 8.5%C16, 7%C8).	67305	Iminamide	Activated Carbon.
Alkyl*amino)-3-aminopropane benzoate*(fatty acids of coconut.	67307	Iminamide	Activated Carbon.
Alkyl* dipropoxyamine *(47% C12, 18% C14, 10% C18, 9% C10, 8.	67308	Iminamide	Activated Carbon.
Alkyl*amino)-3-aminopropane hydroxyacetate* (acids of coconut.	67309	Iminamide	Activated Carbon.
Alkyl* amino)-3-aminopropane *(42%C12, 26%C18, 15%C14, 8%C16).	67310	Iminamide	Activated Carbon.
Alkyl*amino)-3-aminopropane diacetate* (fatty acids of coconut.	67313	Iminamide	Activated Carbon.
Octadecenyl-1,3-propanediamine monogluconate.	67316	Acetamide	Activated Carbon.
Alkyl* amine acetate *(5%C8, 7%C10, 54%C12, 19%C14, 8%C16,.	67329	Iminamide	Activated Carbon.
Pindone sodium salt	67704	Indandione	Activated Carbon.
Diphacinone, sodium salt	67705	Indandione	Activated Carbon.
Isovaleryl-1,3-indandione, calcium salt.	67706	Indandione	Activated Carbon.
Methyl isothiocyanate	68103	Thiocyanate	Pollution Prevention.
Potassium dichromate	68302	Inorganic	Pollution Prevention.
Sodium chromate	68303	Inorganic	Pollution Prevention.
Sodium dichromate	68304	Metallic	Precipitation.
Alkenyl* dimethyl ethyl ammonium bromide *(90%C18', 10%C16').	69102	NR4	Activated Carbon.
Alkyl*-N-ethyl morpholinium ethyl sulfate *(92%C18, 8%C16).	69113	Heterocyclic	Activated Carbon.

Environmental Protection Agency

Pt. 455, Table 10

LIST OF APPROPRIATE POLLUTION CONTROL TECHNOLOGIES¹—Continued

PAI name ²	PAI code ³	Shaughnessy code ⁴	Structural group ⁵	Treatment technology
Alkyl* isoquinolinium bromide *(50% C12, 30% C14, 17% C16, 3).	69115	Quinolin	Activated Carbon.
Alkyl* methyl isoquinolinium chloride *(55%C14, 12%C12, 17%C).	69116	Quinolin	Activated Carbon.
Cetyl trimethyl ammonium bro- mide.	69117	NR4	Activated Carbon.
Cetyl pyridinium bromide	69118	Pyridine	Activated Carbon.
Dodecyl dimethyl benzyl ammo- nium naphthenate.	69127	NR4	Activated Carbon.
Alkyl* dimethyl ethylbenzyl am- monium cyclohexylsulfamate *(5).	69135	NR4	Activated Carbon.
Alkyl*-N-ethyl morpholinium ethyl sulfate *(66%C18, 25%C16).	69147	Heterocyclic	Activated Carbon.
Alkyl* trimethyl ammonium bro- mide *(95%C14, 5%C16).	69153	NR4	Activated Carbon.
Benzyl((dodecylcarbamoyl) methyl)di methyl ammonium chloride.	69159	NR4	Activated Carbon.
Cetyl pyridinium chloride	69160	Pyridine	Activated Carbon.
Alkyl* dimethyl ethyl ammonium bromide *(85%C16, 15%C18).	69186	NR4	Activated Carbon.
Cetyl-N-ethylmorpholinium ethyl sulfate.	69187	Heterocyclic	Activated Carbon.
Use code no. 069102 (Alkenyl* Dimethyl Ethyl Ammonium bromide).	69198	NR4	Activated Carbon.
p-Aminopyridine	69201	Pyridine	Activated Carbon.
Nitrapyrin (ANSI)	69203	Pyridine	Activated Carbon.
Alkyl pyridines	69205	Pyridine	Activated Carbon.
Pyrazon (ANSI)	69601	Heterocyclic	Activated Carbon.
Capsaicin (in oleoresin of cap- sicum).	70701	Phenol	Activated Carbon.
Ryanodine	71502	Tricyclic	Activated Carbon.
Silver	72501	Inorganic	Pollution Prevention.
Silver chloride	72506	Inorganic	Pollution Prevention.
Silver thiuronium acrylate co- polymer.	72701	Polymer	Activated Carbon.
Sodium chlorate	73301	Inorganic	Pollution Prevention.
Calcium cyanide	74001	Inorganic	Pollution Prevention.
Sodium cyanide	74002	Inorganic	Pollution Prevention.
Cryolite	75101	Inorganic	Pollution Prevention.
Sodium fluoride	75202	Inorganic	Pollution Prevention.
Ammonium fluosilicate	75301	Inorganic	Pollution Prevention.
Sodium fluosilicate	75306	Inorganic	Pollution Prevention.
Potassium iodide	75701	Inorganic	Pollution Prevention.
Potassium tetrathionate	75903	Inorganic	Pollution Prevention.
Potassium nitrate	76103	Inorganic	Pollution Prevention.
Sodium nitrate	76104	Inorganic	Pollution Prevention.
Sodium nitrite	76204	Inorganic	Pollution Prevention.
Benzenesulfonamide, N-chloro- sodium salt.	76501	Sulfonamide	Activated Carbon.
Salicyclic acid	76202	Benzoic Acid	Activated Carbon.
Ethoxyethyl p- methoxycinnamate.	76604	Aryl	Activated Carbon.
Calcium polysulfide	76702	Polymer	Activated Carbon.
Strychnine	76901	Tricyclic	Activated Carbon.
Strychnine sulfate	76902	Tricyclic	Activated Carbon.
Niclosamide	77401	Chlorobenzamide	Activated Carbon.
Dibromosalicylamide	77402	Chlorobenzamide	Activated Carbon.
Tribromsalan	77404	Chlorobenzamide	Activated Carbon.
Dibromosalicylanilide	77405	Chlorobenzamide	Activated Carbon.
Chlorosalicylanilide	77406	Chlorobenzamide	Activated Carbon.
Sulfur	77501	Inorganic	Pollution Prevention.
Sulfaquinoxaline	77901	Sulfanilamide	Activated Carbon.
Sulfacetamide	77904	Sulfanilamide	Activated Carbon.
Sulfuryl fluoride	78003	Inorganic	Pollution Prevention.
Sodium bisulfite	78201	Inorganic	Pollution Prevention.

LIST OF APPROPRIATE POLLUTION CONTROL TECHNOLOGIES¹—Continued

PAI name ²	PAI code ³	Shaughnessy code ⁴	Structural group ⁵	Treatment technology
Tetrachloroethylene	78501	EDB	Activated Carbon.
Ethoxylated isooctylphenol	79004	Phenol	Activated Carbon.
Lauric diethanolamide	79018	Acetanilide	Activated Carbon.
Triethanolamine oleate	79025	NR4	Activated Carbon.
Diocetyl sodium sulfosuccinate	79027	Thiosulfonate	Activated Carbon.
Use code no. 069179 (alkyl*mono-ethanolamide).	79036	Miscellaneous Organic	Activated Carbon.
Alkyl* diethanolamide *(70%C12, 30%C14).	79045	Miscellaneous Organic	Activated Carbon.
Tetradecyl formate	79069	Alkyl Acid	Activated Carbon.
Polyoxyethylene sorbitol oleate- laurate.	79075	Polymer	Activated Carbon.
Polyethoxylated stearylamine	79094	Polymer	Activated Carbon.
Capric diethanolamide	79099	Acetanilide	Activated Carbon.
Calcium thiosulfate	80101	Inorganic	Pollution Prevention.
Ammonium thiosulfate	80103	Inorganic	Pollution Prevention.
Thymoxydichloroacetic acid	80401	Benzoic Acid	Activated Carbon.
Thymol	80402	Phenol	Activated Carbon.
Sodium trichloroacetate	81001	Alkyl Halide	Activated Carbon.
Trichloroacetic acid	81002	Alkyl Halide	Activated Carbon.
Hexahydro-1,3,5-tris(2-hydroxy- ethyl)-s-triazine.	83301	s-Triazine	Activated Carbon.
2-(Hydroxymethyl)-2-nitro-1,3- propanediol.	83902	Alcohol	Activated Carbon.
Bomyl	84201	Phosphate	Activated Carbon.
Turpentine	84501	Miscellaneous Organic	Activated Carbon.
Chloro-1-(2,5- dichlorophenyl)vinyl) O,O- diethyl phosphorothi.	84901	Phosphorothioate	Activated Carbon.
Zinc chloride	87801	Metallic	Precipitation.
Zinc 2-pyridinethiol-1-oxide	88002	Metallic	Precipitation.
Hydroxy-2-(1H)-pyridinethione, sodium salt.	88004	Pyridine	Activated Carbon.
Omadine TBAO	88005	Pyridine	Activated Carbon.
Zinc naphthenate	88301	Metallic	Precipitation.
Zinc oxide	88502	Metallic	Precipitation.
Zinc phosphide (Zn3P2)	88601	Metallic	Precipitation.
Zinc phenol sulfonate	89002	Metallic	Precipitation.
Zinc sulfate, basic	89101	Metallic	Precipitation.
Dimetilan	90101	Carbamate	Activated Carbon.
Carboxin	90201	Heterocyclic	Activated Carbon.
Oxycarboxin	90202	Heterocyclic	Activated Carbon.
Benzocaine	97001	Benzeneamine	Activated Carbon.
Piperalin	97003	2,4-D	Activated Carbon.
Tetracaine hydrochloride	97005	Benzeneamine	Activated Carbon.
Formetanate hydrochloride	97301	Toluamide	Activated Carbon.
Azacosterol HCl	98101	Tricyclic	Activated Carbon.
Use code no. 039502 (gentian violet).	98401	NR4	Activated Carbon.
Ammonium alum	98501	Inorganic	Pollution Prevention.
Bismuth subgallate	98601	Metallic	Precipitation.
Chlorfluoreol, methyl ester	98801	Aryl Halide	Activated Carbon.
Benzisothiazolin-3-one	98901	Heterocyclic	Activated Carbon.
Methyl 2- benzimidazolecarbamate phosphate.	99102	Carbamate	Activated Carbon.
Ethephon	99801	Phosphate	Activated Carbon.
Pentanethiol	100701	Miscellaneous Organic	Activated Carbon.
Nitrobutyl)morpholine	100801	Heterocyclic	Activated Carbon.
Ethyl-2- nitrotrimethylen- e)dimorpholine.	100802	Heterocyclic	Activated Carbon.
Tolyl diiodomethyl sulfone	101002	Thiosulfonate	Activated Carbon.
Isobutyric acid	101502	Alkyl Acid	Activated Carbon.
Dibromo-3-nitrilopropionamide	101801	Acetamide	Activated Carbon.
Polyethoxylated oleylamine	101901	Acetamide	Activated Carbon.
Dinitramine (ANSI)	102301	Nitrobenzoate	Activated Carbon.
Phenylethyl propionate	102601	Phenylcrotonate	Activated Carbon.
Eugenol	102701	Phenol	Activated Carbon.
Tricosene	103201	Miscellaneous Organic	Activated Carbon.
Tricosene	103202	Miscellaneous Organic	Activated Carbon.

Environmental Protection Agency

Pt. 455, Table 10

LIST OF APPROPRIATE POLLUTION CONTROL TECHNOLOGIES¹—Continued

PAI name ²	PAI code ³	Shaughnessy code ⁴	Structural group ⁵	Treatment technology
Sodium 1,4',5'-trichloro-2'-(2,4,5-trichlorophenoxy)methanes.	104101	2,4-D	Activated Carbon.
Hexahydro-1,3,5-tris(2-hydroxypropyl)-s-triazine.	105601	s-Triazine	Activated Carbon.
Methazole	106001	Hydrazide	Activated Carbon.
Difenzoquat methyl sulfate	106401	Hydrazide	Activated Carbon.
Butralin	106501	Benzeneamine	Activated Carbon.
Fosamine ammonium	106701	Carbamate	Activated Carbon.
Asulam	106901	Carbamate	Activated Carbon.
Sodium asulam	106902	Carbamate	Activated Carbon.
Hydroxymethoxymethyl-1-aza-3,7-dioxabicyclo(3,3,0)octane.	107001	Bicyclic	Activated Carbon.
Hydroxymethyl-1-aza-3,7-dioxabicyclo(3,3,0)octane.	107002	Bicyclic	Activated Carbon.
Hydroxypoly(methyleneoxy)* methyl-1-aza-3,7-dioxabicyclo(3,3).	107003	Bicyclic	Activated Carbon.
Chloro-2-methyl-3(2H)-isothiazolone.	107103	Heterocyclic	Activated Carbon.
Methyl-3(2H)-isothiazolone	107104	Heterocyclic	Activated Carbon.
Trimethoxysilyl)propyl dimethyl octadecyl ammonium chloride.	107401	NR4	Activated Carbon.
Kinoprene	107502	Ester	Activated Carbon.
Triforine (ANSI)	107901	Hydrazide	Activated Carbon.
Pirimiphos-methyl (ANSI)	108102	Phosphorothioate	Activated Carbon.
Thiobencarb	108401	Thiocarbamate	Activated Carbon.
Ancymidol (ANSI)	108601	Pyrimidine	Activated Carbon.
Oxadiazon (ANSI)	109001	Hydrazide	Activated Carbon.
Mepiquat chloride	109101	NR4	Activated Carbon.
Fluvalinate	109302	Toluamide	Activated Carbon.
Chloro-N-(hydroxymethyl)acetamide.	109501	Acetamide	Activated Carbon.
Dikegulac sodium	109601	Tricyclic	Activated Carbon.
Iprodione (ANSI)	109801	Hydrazide	Activated Carbon.
Phenylmethyl)-9-(tetrahydro-2H-pyran-2-yl)-9H-purin-6-amine.	110001	Pyrimidine	Activated Carbon.
Prodiamine	110201	Benzeneamine	Activated Carbon.
Erioglaucine	110301	Benzeneamine	Activated Carbon.
Tartrazine	110302	Hydrazide	Activated Carbon.
Dodemorph acetate	110401	Heterocyclic	Activated Carbon.
Ethofumesate (ANSI)	110601	Bicyclic	Activated Carbon.
Aldoxycarb (ANSI)	110801	Carbamate	Activated Carbon.
Diclofop-methyl	110902	Aryl Halide	Activated Carbon.
Bromo-1-(bromomethyl)-1,3-propanediCarbon.itrile.	111001	Isocyanate	Activated Carbon.
Poly (imino imidocarbonyl iminoimidocarbonyl iminohexameth ylene).	111801	Polymer	Activated Carbon.
Imazalil	111901	Aryl Halide	Activated Carbon.
Bromadiolone	112001	Coumarin	Activated Carbon.
Brodifacoum	112701	Coumarin	Activated Carbon.
Bromethalin (ANSI)	112802	Aryl Amine	Activated Carbon.
Fluridone (ANSI)	112900	Aryl Halide	Activated Carbon.
Vinclozolin	113201	Aryl Halide	Activated Carbon.
Metalaxyl	113501	Benzeneamine	Activated Carbon.
Propetamphos (ANSI)	113601	Phosphoroamidothioate	Activated Carbon.
Methyl-1-naphthyl)maleimide	113701	Phthalamide	Activated Carbon.
Hexadecadien-1-yl acetate	114101	Ester	Activated Carbon.
Hexadecadien-1-yl acetate	114102	Ester	Activated Carbon.
Epoxy-2-methyloctadecane	114301	Heterocyclic	Activated Carbon.
Thiodicarb (ANSI)	114501	Thiocarbamate	Activated Carbon.
Dimethyloxazolidine (8CA & 9CA).	114801	Heterocyclic	Activated Carbon.
Trimethyloxazolidine	114802	Heterocyclic	Activated Carbon.
Hydroxyphenyl) oxoace tohydroximic chloride.	114901	Phenol	Activated Carbon.
EEBC	115001	Carbamate	Activated Carbon.
MDM Hydantoin	115501	Hydrazide	Activated Carbon.
DMDM Hydantoin	115502	Hydrazide	Activated Carbon.
Triclopyr (ANSI)	116001	Pyridine	Activated Carbon.

LIST OF APPROPRIATE POLLUTION CONTROL TECHNOLOGIES¹—Continued

PAI name ²	PAI code ³	Shaughnessy code ⁴	Structural group ⁵	Treatment technology
Triethylamine triclopyr	116002	Pyridine	Activated Carbon.
Butoxyethyl triclopyr	116004	Pyridine	Activated Carbon.
Decenyl)dihydro-2(3H)-furanone	116501	Ester	Activated Carbon.
Cytokinins	116801	Toluidine	Activated Carbon.
Benzyladenine	116901	Pyrimidine	Activated Carbon.
Clopyralid, monoethanolamine salt.	117401	Pyridine	Activated Carbon.
Clopyralid (ANSI)	117403	Pyridine	Activated Carbon.
Flucythrinate (ANSI)	118301	Pyrethrin	Activated Carbon.
Hydramethylnon (ANSI)	118401	Iminide	Activated Carbon.
Chlorsulfuron	118601	s-Triazine	Activated Carbon.
Dimethipin	118901	Heterocyclic	Activated Carbon.
Hexadecenal	120001	Miscellaneous Organic	Activated Carbon.
Tetradecenal	120002	Miscellaneous Organic	Activated Carbon.
Thidiazuron	120301	Urea	Activated Carbon.
Metronidazole	120401	Hydrazide	Activated Carbon.
Erythrosine B	120901	Tricyclic	Activated Carbon.
Sethoxydim	121001	Cyclic Ketone	Activated Carbon.
Clethodim	121011	Heterocyclic	Activated Carbon.
Cyromazine	121301	s-Triazine	Activated Carbon.
Tralomethrin	121501	Pyrethrin	Activated Carbon.
Azadirachtin	121701	Tricyclic	Activated Carbon.
Tridecen-1-yl acetate	121901	Ester	Activated Carbon.
Tridecen-1-yl acetate	121902	Ester	Activated Carbon.
Sulfometuron methyl	122001	Pyrimidine	Activated Carbon.
Metsulfuron-methyl	122010	s-Triazine	Activated Carbon.
Propiconazole	122101	Aryl Halide	Activated Carbon.
Furanone, dihydro-5-pentyl	122301	Cyclic Ketone	Activated Carbon.
Furanone, 5-heptyldihydro-	122302	Cyclic Ketone	Activated Carbon.
Abamectin (ANSI)	122804	Tricyclic	Activated Carbon.
Fluazifop-butyl	122805	Pyridine	Activated Carbon.
Fluazifop-R-butyl	122809	Pyridine	Activated Carbon.
Flumetralin	123001	Nitrobenzoate	Activated Carbon.
Fosetyl-Al	123301	Phosphate	Activated Carbon.
Methanol, (((2-(dihydro-5-methyl-3(2H)-oxazoly)-1-methyl)et.	123702	Heterocyclic	Activated Carbon.
Fomesafen	123802	Nitrobenzoate	Activated Carbon.
Tridiphane	123901	Aryl Halide	Activated Carbon.
POE isooctadecanol	124601	Alcohol	Activated Carbon.
Periplanone B	124801	Bicyclic	Activated Carbon.
Fenoxycarb	125301	Carbamate	Activated Carbon.
Clomazone	125401	Aryl Halide	Activated Carbon.
Clofentezine	125501	Aryl Halide	Activated Carbon.
Paclobutrazol	125601	Hydrazide	Activated Carbon.
Flurprimidol	125701	Pyrimidine	Activated Carbon.
Isoxaben	125851	Heterocyclic	Activated Carbon.
Isazofos	126901	Phosphorothioate	Activated Carbon.
Triadimenol	127201	Hydrazide	Activated Carbon.
Fenpropathrin	127901	Pyrethrin	Activated Carbon.
Sulfosate	128501	Phosphorothioate	Activated Carbon.
Fenoxaprop-ethyl	128701	Heterocyclic	Activated Carbon.
Quizalofop-ethyl	128711	Phthalimide	Activated Carbon.
Bensulfuron-methyl	128820	Pyrimidine	Activated Carbon.
Imazapyr	128821	Hydrazide	Activated Carbon.
Bifenthrin	128825	Pyrethrin	Activated Carbon.
Imazapyr, isopropylamine salt	128829	Hydrazide	Activated Carbon.
Sodium salt of 1-carboxymethyl-3,5,7-triaza-1-azoniatricyclo.	128832	s-Triazine	Activated Carbon.
Linalool	128838	Alcohol	Activated Carbon.
Imazaquin, monoammonium salt.	128840	Pyrimidine	Activated Carbon.
Imazethabenz	128842	Pyrimidine	Activated Carbon.
Thifensulfuron methyl	128845	s-Triazine	Activated Carbon.
Imazaquin	128848	Pyrimidine	Activated Carbon.
Myclobutanil (ANSI)	128857	s-Triazine	Activated Carbon.
Zinc borate (3ZnO, 2B ₂ O ₃ , 3.5H ₂ O; mw 434.66).	128859	Metallic	Precipitation.
Cyhalothrin	128867	Pyrethrin	Activated Carbon.
Potassium cresylate	128870	Phenol	Activated Carbon.
Triflumizole	128879	Toluidine	Activated Carbon.

LIST OF APPROPRIATE POLLUTION CONTROL TECHNOLOGIES¹—Continued

PAI name ²	PAI code ³	Shaughnessy code ⁴	Structural group ⁵	Treatment technology
Tribenuron methyl	128887	s-Triazine	Activated Carbon.
Cyhalothrin	128897	Pyrethrin	Activated Carbon.
Chlorimuron-ethyl	128901	Pyrimidine	Activated Carbon.
Dodecen-1-yl acetate	128906	Ester	Activated Carbon.
Dodecen-1-yl acetate	128907	Ester	Activated Carbon.
DDOL	128908	Alcohol	Activated Carbon.
Farnesol	128910	Alcohol	Activated Carbon.
Nerolidol	128911	Alcohol	Activated Carbon.
Tefluthrin	128912	Pyrethrin	Activated Carbon.
Bromoxynil heptanoate	128920	Chloropropionanilide	Activated Carbon.
Imazethapyr	128922	Pyrimidine	Activated Carbon.
Imazethapyr, ammonium salt	128923	Pyrimidine	Activated Carbon.
Chitosan	128930	Polymer	Activated Carbon.
Sulfuric acid, monourea adduct	128961	Urea	Activated Carbon.
Hydroprene	128966	Miscellaneous Organic	Activated Carbon.
Triasulfuron	128969	Urea	Activated Carbon.
Primisulfuron-methyl	128973	Urea	Activated Carbon.
Uniconazole (ANSI)	128976	s-Triazine	Activated Carbon.
Tetradecenyl acetate	128980	Miscellaneous Organic	Activated Carbon.
Chitin	128991	Polymer	Activated Carbon.
Sulfluramid	128992	Sulfonamide	Activated Carbon.
Dithiopyr (ANSI)	128994	Pyridine	Activated Carbon.
Nicosulfuron	129008	Pyrimidine	Activated Carbon.
Zinc	129015	Metallic	Precipitation.
Tetradecen-1-ol, acetate, (E)-	129019	Alkyl Acid	Activated Carbon.
Imazaquin, sodium salt	129023	Pyrimidine	Activated Carbon.
Dodecadien-1-ol	129028	Alcohol	Activated Carbon.
Ionone	129030	Miscellaneous Organic	Activated Carbon.
Dicamba, aluminum salt	129042	Aryl Halide	Activated Carbon.
Benzenemethanaminium, N-(2- (2,6-dimethylphenyl)amino)- 2-oxo.	129045	NR4	Activated Carbon.
Fenoxaprop-p-Ethyl	129092	Tricyclic	Activated Carbon.
Alkyl* bis(2-hydroxyethyl) am- monium acetate *(as in fatty ac.	169103	NR4	Activated Carbon.
Alkenyl* dimethyl ammonium acetate *(75% C18*, 25% C16*).	169104	NR4	Activated Carbon.
Amines, N-coco alkyltrimethylenedi-, adipates. Dialkyl* dimethyl ammonium bentonite *(as in fatty acids of. Alkyl* bis(2-hydroxyethyl) amine acetate *(65% C18, 30% C16,.	169109	Iminamide	Activated Carbon.
Dodecyl bis(hydroxy ethyl) dioctyl ammonium phosphate. Dodecyl bis(2-hydroxyethyl) octyl hydrogen ammonium phosphat.	169111	NR4	Activated Carbon.
Didecyl - N - methyl - 3 - (trimethoxysilyl) propanaminium chloride. Cholecalciferol	169125	Acetamide	Activated Carbon.
Use code no. 202901 (Vitamin D3).	169154	NR4	Activated Carbon.
Alkyl* N,N-bis(2-hydroxy- ethyl)amine *(100% C8–C18). Bromo-2-nitropropane-1,3-diol .. Use code no. 114601 (cyclohexyl-4, 5-dichloro- 4- isothiazolin-3-one).	169155	NR4	Activated Carbon.
Diethyl ethyl	169160	NR4	Activated Carbon.
Hydroprene (ANSI)	202901	Bicyclic	Activated Carbon.
Zinc sulfate monohydrate	208700	Bicyclic	Activated Carbon.
Geraniol	210900	NR4	Activated Carbon.
.....	216400	Alcohol	Activated Carbon.
.....	229300	Heterocyclic	Activated Carbon.
.....	279500	Toluidine	Activated Carbon.
.....	486300	Miscellaneous Organic	Activated Carbon.
.....	527200	Metallic	Precipitation
.....	597501	Alcohol	Activated Carbon.

¹ The 272 Pesticide Active Ingredients (PAIs) are listed first, by PAI code, followed by the non-272 PAIs from the 1988 FIFRA and TSCA Enforcement System (FATES) Database, which are listed in Shaughnessy code order. PAIs that were exempted or reserved from the PFPR effluent guidelines are not listed in the table.

² The non-272 PAI names are taken directly from the 1988 FATES database. Several of the PAI names are truncated because the PAI names listed in the FATES database are limited to 60 characters.

³The non-272 PAIs do not have PAI codes.

⁴All Shaughnessy codes are taken from the 1988 FATES database. Some of the 272 PAIs are not listed in the 1988 FATES database; therefore, no Shaughnessy codes are listed for these PAIs.

⁵Structural groups are based on an analysis of the chemical structures of each PAI.

⁶EPA has also received data indicating that acid hydrolysis may also be effective in treating this PAI.

*This PAI code represents a category or group of PAIs; therefore, it has multiple Shaughnessy codes.

[61 FR 57554, Nov. 6, 1996]

PART 457—EXPLOSIVES MANUFACTURING POINT SOURCE CATEGORY

Subpart A—Manufacture of Explosives Subcategory

Sec.

457.10 Applicability; description of the commercial manufacture of explosives subcategory.

457.11 Specialized definitions.

457.12 Effluent limitations and guidelines representing the degree of effluent reduction attainable by the application of the best practicable control technology currently available.

Subpart B [Reserved]

Subpart C—Explosives Load, Assemble, and Pack Plants Subcategory

457.30 Applicability; description of the commercial explosives load, assemble and pack plants subcategory.

457.31 Specialized definitions.

457.32 Effluent limitations and guidelines representing the degree of effluent reduction attainable by the application of the best practicable control technology currently available.

AUTHORITY: Secs. 301, 304(b) and (c), 306(b), 307(b) and (c), Federal Water Pollution Control Acts, as amended (33 U.S.C. 1251, 1311, 1314(b) and (c), 1316(b) and 1317(b) and (c), 86 Stat. 816 *et seq.*; Pub. L. 92–500) (the Act).

SOURCE: 41 FR 10184, Mar. 9, 1976, unless otherwise noted.

Subpart A—Manufacture of Explosives Subcategory

§ 457.10 Applicability; description of the commercial manufacture of explosives subcategory.

The provisions of this subpart are applicable to discharges resulting from the production of explosives.

§ 457.11 Specialized definitions.

For the purpose of this subpart:

(a) Except as provided below, the general definitions, abbreviations and

methods of analysis set forth in 40 CFR part 401 shall apply to this subpart.

(b) The term “product” shall mean dynamite, nitroglycerin, cyclotrimethylene trinitramine (RDX), cyclotetramethylene tetranitramine (HMX), and trinitrotoluene (TNT).

§ 457.12 Effluent limitations and guidelines representing the degree of effluent reduction attainable by the application of the best practicable control technology currently available.

Except as provided in §§ 125.30 through 125.32, any existing point source subject to this subpart, shall achieve the following effluent limitations representing the degree of effluent reduction attainable by the application of the best practicable control technology currently available (BPT):

(a) The following limitations establish the quantity or quality of pollutants or pollutant properties, controlled by this paragraph, which may be discharged from the manufacture of explosives by a point source subject to the provisions of this paragraph after application of the best practical control technology currently available:

[Metric units, kg/kg of product; English units, lb/1,000 lb of product]

Effluent characteristic	Effluent limitations	
	Maximum for any 1 day	Average of daily values for 30 consecutive days shall not exceed—
COD	7.77	2.59
BOD ₅	0.72	0.24
TSS	0.25	0.084
pH	(¹)	(¹)

¹ Within the range 6.0 to 9.0.

[41 FR 10184, Mar. 9, 1976, as amended at 60 FR 33971, June 29, 1995]

Subpart B [Reserved]

Subpart C—Explosives Load, Assemble, and Pack Plants Subcategory

§ 457.30 Applicability; description of the commercial explosives load, assemble and pack plants subcategory.

The provisions of this subpart are applicable to discharges resulting from explosives load, assemble and pack plants.

§ 457.31 Specialized definitions.

For the purpose of this subpart:

(a) Except as provided below, the general definitions, abbreviations and methods of analysis set forth in 40 CFR part 401 shall apply to this subpart.

(b) The term “product” shall mean products from plants which blend explosives and market a final product, and plants that fill shells and blasting caps. Examples of such installations would be plants manufacturing ammonium nitrate and fuel oil (ANFO), nitrocarbonitrate (NCN), slurries, water gels, and shells.

§ 457.32 Effluent limitations and guidelines representing the degree of effluent reduction attainable by the application of the best practicable control technology currently available.

Except as provided in §§ 125.30 through 125.32, any existing point source subject to this subpart, shall achieve the following effluent limitations representing the degree of effluent reduction attainable by the application of the best practicable control technology currently available (BPT):

(a) The following limitations establish the quantity or quality of pollutants or pollutant properties, controlled by this paragraph, which may be discharged from the explosives load, assemble and pack plants by a point source subject to the provisions of this paragraph after application of the best practical control technology currently available:

[Metric units, kg/kkg of product; English units, lb/1,000 lb of product]

Effluent characteristic	Effluent limitations	
	Maximum for any 1 day	Average of daily values for 30 consecutive days shall not exceed—
O&G	0.11	0.035
TSS	0.26	0.088
pH	(¹)	(¹)

¹ Within the range 6.0 to 9.0.

[41 FR 10184, Mar. 9, 1976, as amended at 60 FR 33971, June 29, 1995]

PART 458—CARBON BLACK MANUFACTURING POINT SOURCE CATEGORY

Subpart A—Carbon Black Furnace Process Subcategory

Sec.

458.10 Applicability; description of the carbon black furnace process subcategory.

458.11 Specialized definitions.

458.12 [Reserved]

458.13 Effluent limitations guidelines representing the degree of effluent reduction attainable by the application of the best available technology economically achievable.

458.14 [Reserved]

458.15 Standards of performance for new sources.

458.16 Pretreatment standards for new sources.

Subpart B—Carbon Black Thermal Process Subcategory

458.20 Applicability; description of the carbon black thermal process subcategory.

458.21 Specialized definitions.

458.22 Effluent limitations guidelines representing the degree of effluent reduction attainable by the application of the best practicable control technology currently available.

458.23 Effluent limitations guidelines representing the degree of effluent reduction attainable by the application of the best available technology economically achievable.

458.24 [Reserved]

458.25 Standards of performance for new sources.

458.26 Pretreatment standards for new sources.

Subpart C—Carbon Black Channel Process Subcategory

- 458.30 Applicability; description of the carbon black channel process subcategory.
- 458.31 Specialized definitions.
- 458.32 Effluent limitations guidelines representing the degree of effluent reduction attainable by the application of the best practicable control technology currently available.
- 458.33 Effluent limitations guidelines representing the degree of effluent reduction attainable by the application of the best available technology economically achievable.
- 458.34 [Reserved]
- 458.35 Standards of performance for new sources.
- 458.36 Pretreatment standards for new sources.

Subpart D—Carbon Black Lamp Process Subcategory

- 458.40 Applicability; description of the carbon black lamp process subcategory.
- 458.41 Specialized definitions.
- 458.42 Effluent limitations guidelines representing the degree of effluent reduction attainable by the application of the best practicable control technology currently available.
- 458.43 Effluent limitations guidelines representing the degree of effluent reduction attainable by the application of the best available technology economically achievable.
- 458.44 [Reserved]
- 458.45 Standards of performance for new sources.
- 458.46 Pretreatment standards for new sources.

AUTHORITY: Secs. 301, 304 (b) and (c), 306(b), 307 (b) and (c), Federal Water Pollution Control Act, as amended (33 U.S.C. 1251, 1311, 1314 (b) and (c), 1316(b) and 1317 (b) and (c), 86 Stat. 816 *et seq.*; Pub. L. 92–500) (the Act).

SOURCE: 43 FR 1343, Jan. 9, 1978, unless otherwise noted.

Subpart A—Carbon Black Furnace Process Subcategory

§ 458.10 Applicability; description of the carbon black furnace process subcategory.

The provisions of this subpart are applicable to discharges resulting from the production of carbon black by the furnace process.

§ 458.11 Specialized definitions.

For the purpose of this subpart:

(a) Except as provided below, the general definitions, abbreviations and methods of analysis set forth in part 401 of this chapter shall apply to this subpart.

(b) The term “product” shall mean carbon black manufactured by the furnace process.

(c) The term “process waste water” shall mean waters which result from baghouse operations or thermal quench operations.

§ 458.12 [Reserved]

§ 458.13 Effluent limitations guidelines representing the degree of effluent reduction attainable by the application of the best available technology economically achievable.

The following limitations establish the quantity or quality of pollutants or pollutant properties, controlled by this paragraph, which may be discharged from the carbon black furnace process by a point source subject to the provisions of this subpart after application of the best available technology economically achievable: There shall be no discharge of process waste water pollutants to navigable waters.

§ 458.14 [Reserved]

§ 458.15 Standards of performance for new sources.

The following standards of performance establish the quantity or quality of pollutants or pollutant properties, controlled by this paragraph, which may be discharged from the carbon black furnace process by a new source subject to the provisions of this subpart: There shall be no discharge of process waste water pollutants to navigable waters.

§ 458.16 Pretreatment standards for new sources.

Any new source subject to this subpart that introduces process wastewater pollutants into a publicly owned treatment works must comply with 40 CFR part 403. In addition, the following pretreatment standard establishes the quantity or quality of pollutants or pollutant properties controlled by this section which may be discharged to a publicly owned treatment works by a

Environmental Protection Agency

§ 458.31

new source subject to the provisions of this subpart:

Pollutant or pollutant property—Oil and grease.

Pretreatment standard—100mg/liter.

[60 FR 33972, June 29, 1995]

Subpart B—Carbon Black Thermal Process Subcategory

§ 458.20 Applicability; description of the carbon black thermal process subcategory.

The provisions of this subpart are applicable to discharges resulting from the production of carbon black by the thermal process.

§ 458.21 Specialized definitions.

For the purpose of this subpart:

(a) Except as provided below, the general definitions, abbreviations and methods of analysis set forth in part 401 of this chapter shall apply to this subpart.

(b) The term “product” shall mean carbon black manufactured by the thermal process.

(c) The term “process waste water” shall mean waters which result from baghouse operations or thermal quench operations.

§ 458.22 Effluent limitations guidelines representing the degree of effluent reduction attainable by the application of the best practicable control technology currently available.

Except as provided in §§ 125.30 through 125.32, any existing point source subject to this subpart, shall achieve the following effluent limitations representing the degree of effluent reduction attainable by the application of the best practicable control technology currently available (BPT): There shall be no discharge of process waste water pollutants into navigable waters.

[60 FR 33972, June 29, 1995]

§ 458.23 Effluent limitations guidelines representing the degree of effluent reduction attainable by the application of the best available technology economically achievable.

The following limitations establish the quantity or quality of pollutants or pollutant properties, controlled by this

paragraph which may be discharged from the carbon black thermal process by a point source subject to the provisions of this subpart after application of the best available technology economically achievable: There shall be no discharge of process waste water pollutants to navigable waters.

§ 458.24 [Reserved]

§ 458.25 Standards of performance for new sources.

The following standards of performance establish the quantity or quality of pollutants or pollutant properties, controlled by this paragraph, which may be discharged from the carbon black thermal process by a new source subject to the provisions of this subpart: There shall be no discharge of process waste water pollutants to navigable waters.

§ 458.26 Pretreatment standards for new sources.

Any new source subject to this subpart that introduces process wastewater pollutants into a publicly owned treatment works must comply with 40 CFR part 403. In addition, the following pretreatment standard establishes the quantity or quality of pollutants or pollutant properties controlled by this section which may be discharged to a publicly owned treatment works by a new source subject to the provisions of this subpart:

Pollutant or pollutant property—Oil and grease.

Pretreatment standard—100mg/liter.

[60 FR 33972, June 29, 1995]

Subpart C—Carbon Black Channel Process Subcategory

§ 458.30 Applicability; description of the carbon black channel process subcategory.

The provisions of this subpart are applicable to discharges resulting from the production of carbon black by the channel process.

§ 458.31 Specialized definitions.

For the purpose of this subpart:

(a) Except as provided below, the general definitions, abbreviations and methods of analysis set forth in part

§ 458.32

401 of this chapter shall apply to this subpart.

(b) The term “product” shall mean carbon black manufactured by the channel process.

§ 458.32 Effluent limitations guidelines representing the degree of effluent reduction attainable by the application of the best practicable control technology currently available.

Except as provided in §§ 125.30 through 125.32, any existing point source subject to this subpart, shall achieve the following effluent limitations representing the degree of effluent reduction attainable by the application of the best practicable control technology currently available (BPT): There shall be no discharge of process waste water pollutants into navigable waters.

[60 FR 33972, June 29, 1995]

§ 458.33 Effluent limitations guidelines representing the degree of effluent reduction attainable by the application of the best available technology economically achievable.

The following limitations establish the quantity or quality of pollutants or pollutant properties, controlled by this paragraph, which may be discharged from the carbon black channel process by a point source subject to the provisions of this subpart after application of the best available technology economically achievable: There shall be no discharge of process waste water pollutants to navigable waters.

§ 458.34 [Reserved]

§ 458.35 Standards of performance for new sources.

The following standards of performance establish the quantity or quality of pollutants or pollutant properties, controlled by this paragraph, which may be discharged from the carbon black channel process by a new source subject to the provisions of this subpart: There shall be no discharge of process waste water pollutants to navigable waters.

§ 458.36 Pretreatment standards for new sources.

Any new source subject to this subpart that introduces process waste-

40 CFR Ch. I (7–1–21 Edition)

water pollutants into a publicly owned treatment works must comply with 40 CFR part 403. In addition, the following pretreatment standard establishes the quantity or quality of pollutants or pollutant properties controlled by this section which may be discharged to a publicly owned treatment works by a new source subject to the provisions of this subpart:

Pollutant or pollutant property—Oil and grease.

Pretreatment standard—100mg/liter.

[60 FR 33972, June 29, 1995]

Subpart D—Carbon Black Lamp Process Subcategory

§ 458.40 Applicability; description of the carbon black lamp process subcategory.

The provisions of this subpart are applicable to discharges resulting from the production of carbon black by the lamp process.

§ 458.41 Specialized definitions.

For the purpose of this subpart:

(a) Except as provided below, the general definitions, abbreviations and methods of analysis set forth in part 401 of this chapter shall apply to this subpart.

(b) The term “product” shall mean carbon black manufactured by the lamp process.

§ 458.42 Effluent limitations guidelines representing the degree of effluent reduction attainable by the application of the best practicable control technology currently available.

Except as provided in §§ 125.30 through 125.32, any existing point source subject to this subpart, shall achieve the following effluent limitations representing the degree of effluent reduction attainable by the application of the best practicable control technology currently available (BPT): There shall be no discharge of process waste water pollutants into navigable waters.

[60 FR 33972, June 29, 1995]

Environmental Protection Agency

§ 459.11

§ 458.43 Effluent limitations guidelines representing the degree of effluent reduction attainable by the application of the best available technology economically achievable.

The following limitations establish the quantity or quality of pollutants or pollutant properties, controlled by this paragraph, which may be discharged from the carbon black lamp process by a point source subject to the provisions of this subpart after application of the best available technology economically achievable: There shall be no discharge of process waste water pollutants to navigable waters.

§ 458.44 [Reserved]

§ 458.45 Standards of performance for new sources.

The following standards of performance establish the quantity or quality of pollutants or pollutant properties, controlled by this paragraph, which may be discharged from the carbon black lamp process by a new source subject to the provisions of this subpart: There shall be no discharge of process waste water pollutants to navigable waters.

§ 458.46 Pretreatment standards for new sources.

Any new source subject to this subpart that introduces process wastewater pollutants into a publicly owned treatment works must comply with 40 CFR part 403. In addition, the following pretreatment standard establishes the quantity or quality of pollutants or pollutant properties controlled by this section which may be discharged to a publicly owned treatment works by a new source subject to the provisions of this subpart:

Pollutant or pollutant property—Oil and grease.

Pretreatment standard—100mg/liter.

[60 FR 33972, June 29, 1995]

PART 459—PHOTOGRAPHIC POINT SOURCE CATEGORY

Subpart A—Photographic Processing Subcategory

Sec.

459.10 Applicability; description of the photographic processing subcategory.

459.11 Specialized definitions.

459.12 Effluent limitations guidelines representing the degree of effluent reduction attainable by the application of the best practicable control technology currently available.

Subpart B [Reserved]

AUTHORITY: Secs. 301, 304 (b), (c), 306(b), Federal Water Pollution Control Act, as amended (33 U.S.C. 1251, 1311, 1314 (b) and (c) and 1316(b), 86 Stat. 816 *et seq.*; Pub. L. 92-500) (the Act).

SOURCE: 41 FR 29079, July 14, 1976, unless otherwise noted.

Subpart A—Photographic Processing Subcategory

§ 459.10 Applicability; description of the photographic processing subcategory.

The provisions of this subpart are applicable to point source discharges resulting from the development or printing of paper prints, slides, negatives, enlargements, movie film, and other sensitized materials except that facilities processing 150 sq. meters (1600 sq. feet) per day or less are not covered. Both commercial and military facilities are covered by this subpart.

§ 459.11 Specialized definitions.

For the purpose of this subpart:

(a) Except as provided below, the general definitions, abbreviations and methods of analysis set forth in part 401 of this chapter shall apply to this subpart.

(b) The term “product” shall mean articles developed or printed by photographic processes, such as paper prints, slides, negatives, enlargements, movie film and other sensitized materials.

§ 459.12

§ 459.12 Effluent limitations guidelines representing the degree of effluent reduction attainable by the application of the best practicable control technology currently available.

In establishing the limitations set forth in this section, EPA took into account all information it was able to collect, develop and solicit with respect to factors (such as age and size of plant, raw materials, manufacturing processes, products produced, treatment technology available energy requirements and costs) which can affect the industry subcategorization and effluent levels established. It is, however, possible that data which would affect these limitations have not been available and, as a result, these limitations should be adjusted for certain plants in this industry. An individual discharger or other interested person may submit evidence to the Regional Administrator (or to the State, if the State has the authority to issue NPDES permits) that factors relating to the equipment of facilities involved, the process applied, or other such factors related to such discharger are fundamentally different from the factors considered in the establishment of the guidelines. On the basis of such evidence or other available information, the Regional Administrator (or the State) will make a written finding that such factors are or are not fundamentally different for that facility compared to those specified in the Development Document. If such fundamentally different factors are found to exist, the Regional Administrator or the State shall establish for the discharger effluent limitations in the NPDES permit either more or less stringent than the limitations established herein, to the extent dictated by such fundamentally different factors. Such limitations must be approved by the Administrator of the Environmental Protection Agency. The Administrator may approve or disapprove such limitations, specify other limitations, or initiate proceedings to revise these regulations.

(a) The following limitations establish the quantity or quality of pollutants or pollutant properties, controlled by this paragraph, which may be discharged from a photographic processing point source subject to the pro-

40 CFR Ch. I (7-1-21 Edition)

visions of this paragraph after application of the best practicable control technology currently available:

Effluent characteristic	Effluent limitations	
	Maximum for any 1 day	Average of daily values for 30 consecutive days shall not exceed—
	Metric units (kilograms per 1,000 m ² of product)	
Ag	0.14	0.07
CN	0.18	0.09
pH	(¹)	(¹)
	English units (pounds per 1,000 ft ² of product)	
Ag	0.030	0.015
CN	0.038	0.019
pH	(¹)	(¹)

¹ Within the range 6.0 to 9.0.

Subpart B [Reserved]

PART 460—HOSPITAL POINT SOURCE CATEGORY

Subpart A—Hospital Category

Sec.

460.10 Applicability; description of the hospital category.

460.11 Specialized definitions.

460.12 Effluent limitations and guidelines representing the degree of effluent reduction attainable by the application of the best practicable control technology currently available.

Subpart B [Reserved]

AUTHORITY: Secs. 301, 304 (b) and (c), 360(b), 307 (b) and (c), Federal Water Pollution Control Act, as amended (33 U.S.C. 1251, 1311, 1314 (b) and (c), 1316(b) and 1317 (b) and (c), 86 Stat. 816 *et seq.*; Pub. L. 92-500) (the Act).

SOURCE: 41 FR 18777, May 6, 1976, unless otherwise noted.

Subpart A—Hospital Category

§ 460.10 Applicability; description of the hospital category.

The provisions of this subpart are applicable to discharges resulting from the functional operations of the hospital point source category.

§ 460.11 Specialized definitions.

For the purpose of this subpart:

(a) Except as provided below, the general definitions, abbreviations and methods of analysis set forth in part 401 of this chapter shall apply to this subpart.

(b) The term “product” shall mean service resulting from the hospital activity in terms of 1,000 occupied beds.

§ 460.12 Effluent limitations and guidelines representing the degree of effluent reduction attainable by the application of the best practicable control technology currently available.

Except as provided in §§ 125.30 through 125.32, any existing point source subject to this subpart, shall achieve the following effluent limitations representing the degree of effluent reduction attainable by the application of the best practicable control technology currently available (BPT):

(a) The following limitations establish the quantity or quality of pollutants or pollutant properties, controlled by this paragraph, which may be discharged from the hospital point source subject to the provisions of this paragraph after application of the best practicable control technology currently available:

Effluent characteristic	Effluent limitations	
	Maximum for any 1 day	Average of daily values for 30 consecutive days shall not exceed—
	Metric units (kg/1,000 occupied beds)	
BOD ₅	41.0	33.6
TSS	55.6	33.8
pH	(¹)	(¹)
	English units (lb/1,000 occupied beds)	
BOD ₅	90.4	74.0
TSS	122.4	74.5
pH	(¹)	(¹)

¹ Within the range 6.0 to 9.0.

[41 FR 18777, May 6, 1976, as amended at 60 FR 33972, June 29, 1995]

Subpart B [Reserved]

PART 461—BATTERY MANUFACTURING POINT SOURCE CATEGORY

GENERAL PROVISIONS

Sec.

461.1 Applicability.

461.2 General definitions.

461.3 Monitoring and reporting requirements.

461.4 Compliance date for PSES.

Subpart A—Cadmium Subcategory

461.10 Applicability; description of the cadmium subcategory.

461.11 Effluent limitations representing the degree of effluent reduction attainable by the application of the best practicable control technology currently available (BPT).

461.12 Effluent limitations representing the degree of effluent reduction attainable by the application of the best available technology economically achievable (BAT).

461.13 New source performance standards (NSPS).

461.14 Pretreatment standards for existing sources (PSES).

461.15 Pretreatment standards for new sources (PSNS).

Subpart B—Calcium Subcategory

461.20 Applicability; description of the calcium subcategory.

461.21–461.22 [Reserved]

461.23 New source performance standards (NSPS).

461.24 [Reserved]

461.25 Pretreatment standards for new sources (PSNS).

Subpart C—Lead Subcategory

461.30 Applicability; description of the lead subcategory.

461.31 Effluent limitations representing the degree of effluent reduction attainable by the application of the best practicable control technology currently available (BPT).

461.32 Effluent limitations representing the degree of effluent reduction attainable by the application of the best available technology economically achievable (BAT).

461.33 New source performance standards (NSPS).

461.34 Pretreatment standards for existing sources (PSES).

461.35 Pretreatment standards for new sources (PSNS).

§ 461.1

Subpart D—Leclanche Subcategory

- 461.40 Applicability; description of the Leclanche subcategory.
- 461.41–461.42 [Reserved]
- 461.43 New source performance standards (NSPS).
- 461.44 Pretreatment standards for existing sources (PSES).
- 461.45 Pretreatment standards for new sources (PSNS).

Subpart E—Lithium Subcategory

- 461.50 Applicability; description of the lithium subcategory.
- 461.51–461.52 [Reserved]
- 461.53 New source performance standards (NSPS).
- 461.54 [Reserved]
- 461.55 Pretreatment standards for new sources (PSNS).

Subpart F—Magnesium Subcategory

- 461.60 Applicability; description of the magnesium subcategory.
- 461.61–461.62 [Reserved]
- 461.63 New source performance standards (NSPS).
- 461.64 Pretreatment standards for existing sources (PSES).
- 461.65 Pretreatment standards for new sources (PSNS).

Subpart G—Zinc Subcategory

- 461.70 Applicability; description of the zinc subcategory.
- 461.71 Effluent limitations representing the degree of effluent reduction attainable by the application of the best practicable control technology currently available (BPT).
- 461.72 Effluent limitations representing the degree of effluent reduction attainable by the application of the best available technology economically achievable (BAT).
- 461.73 New source performance standards (NSPS).
- 461.74 Pretreatment standards for existing sources (PSES).
- 461.75 Pretreatment standards for new sources (PSNS).

AUTHORITY: Secs. 301, 304 (b), (c), (e), and (g), 306 (b) and (c), 307 (b) and (c), 308 and 501 of the Clean Water Act (the Federal Water Pollution Control Act Amendments of 1972, as amended by the Clean Water Act of 1977) (the “Act”); 33 U.S.C. 1311, 1314 (b), (c), (e), and (g), 1316 (b) and (c), 1317 (b) and (c), and 1361; 86 Stat. 816, Pub. L. 92–500; 91 Stat. 1567, Pub. L. 95–217.

SOURCE: 49 FR 9134, Mar. 9, 1984, unless otherwise noted.

40 CFR Ch. I (7–1–21 Edition)

GENERAL PROVISIONS

§ 461.1 Applicability.

This part applies to any battery manufacturing plant that discharges or may discharge a pollutant to waters of the United States or that introduces pollutants to a publicly owned treatment works. Battery manufacturing operations subject to regulation under this part shall not be subject to regulation under part 413 or 433.

§ 461.2 General definitions.

In addition to the definitions set forth in 40 CFR part 401, the following definitions apply to this part:

(a) “Battery” means a modular electric power source where part or all of the fuel is contained within the unit and electric power is generated directly from a chemical reaction rather than indirectly through a heat cycle engine. In this regulation there is no differentiation between a single cell and a battery.

(b) “Battery manufacturing operations” means all of the specific processes used to produce a battery including the manufacture of anodes and cathodes and associated ancillary operations. These manufacturing operations are excluded from regulation under any other point source category.

(c) “Ancillary operations” means all of the operations specific to battery manufacturing and not included specifically within anode or cathode manufacture (ancillary operations are primarily associated with battery assembly and chemical production of anode or cathode active materials).

(d) “Plate soak” shall mean the process operation of soaking or reacting lead subcategory battery plates, that are more than 2.5 mm (0.100 in) thick, in sulfuric acid.

(e) “Discharge allowance” means the amount of pollutant (mg per kg of production unit) that a plant will be permitted to discharge. For this category the allowances are specific to battery manufacturing operations.

(f) “Miscellaneous wastewater streams” shall mean the combined wastewater streams from the process operations listed below for each subcategory. If a plant has one of these

Environmental Protection Agency

§ 461.11

streams then the plant receives the entire miscellaneous waste stream allowance.

(1) *Cadmium subcategory*. Cell wash, electrolyte preparation, floor and equipment wash, and employee wash.

(2) *Lead subcategory*. Floor wash, wet air pollution control, battery repair, laboratory, hand wash, and respirator wash.

(3) *Lithium subcategory*. Floor and equipment wash, cell testing, and lithium scrap disposal.

(4) *Zinc subcategory*. Cell wash, electrolyte preparation, employee wash, reject cell handling, floor and equipment wash.

(g) “Trucked batteries” shall mean batteries moved into or out of the plant by truck when the truck is actually washed in the plant to remove residues left in the truck from the batteries.

§ 461.3 Monitoring and reporting requirements.

The “monthly average” regulatory values shall be the basis for the monthly average discharge in direct discharge permits and for pretreatment standards. Compliance with the monthly discharge limit is required regardless of the number of samples analyzed and averaged.

§ 461.4 Compliance date for PSES.

The compliance date for pretreatment standards for existing sources is March 9, 1987.

Subpart A—Cadmium Subcategory

§ 461.10 Applicability; description of the cadmium subcategory.

This subpart applies to discharges to waters of the United States, and introductions of pollutants into publicly owned treatment works from the manufacturing of cadmium anode batteries.

§ 461.11 Effluent limitations representing the degree of effluent reduction attainable by the application of the best practicable control technology currently available (BPT).

(a) Except as provided in 40 CFR 125.30 through 125.32, any existing point source subject to this subpart must achieve the following effluent limitations representing the degree of effluent reduction attainable by the application of the best practicable control technology currently available:

(1) Subpart A—Pasted and Pressed Powder Anodes.

BPT EFFLUENT LIMITATIONS

Pollutant or pollutant property	Maximum for any 1 day	Maximum for monthly average
	Metric units—mg/kg of cadmium	
	English units—pounds per 1,000,000 pounds of cadmium	
Cadmium	0.92	0.41
Nickel	5.18	3.43
Zinc	3.94	1.65
Cobalt	0.57	0.24
Oil and grease	54.00	32.40
TSS	111.00	52.65
pH	(¹)	(¹)

¹ Within the range of 7.5 to 10.0 at all times.

(2) Subpart A—Electrodeposited Anodes.

BPT EFFLUENT LIMITATIONS

Pollutant or pollutant property	Maximum for any 1 day	Maximum for monthly average
	Metric units—mg/kg of cadmium	
	English units—pounds per 1,000,000 pounds of cadmium	
Cadmium	237.0	104.6
Nickel	1,338.2	885.2
Zinc	1,017.6	425.2
Cobalt	146.4	62.7
Oil and grease	13,940.0	8,364.0
TSS	28,577.0	13,592.0
pH	(¹)	(¹)

¹ Within the range of 7.5 to 10.0 at all times.

(3) Subpart A—Impregnated Anodes.

BPT EFFLUENT LIMITATIONS

Pollutant or pollutant property	Maximum for any 1 day	Maximum for monthly average
	Metric units—mg/kg of cadmium	
	English units—pounds per 1,000,000 pounds of cadmium	
Cadmium	339.3	149.7
Nickel	1,916.2	1,267.5
Zinc	1,457.1	608.8
Cobalt	209.6	89.8
Oil and grease	19,960.0	11,976.0
TSS	40,918.0	19,461.0
pH	(¹)	(¹)

¹ Within the range of 7.5 to 10.0 at all times.

(4) Subpart A—Nickel Electrodeposited Cathodes.

BPT EFFLUENT LIMITATIONS

Pollutant or pollutant property	Maximum for any 1 day	Maximum for monthly average
	Metric units—mg/kg of nickel applied	
	English units—pounds per 1,000,000 pounds of nickel applied	
Cadmium	193.5	85.4
Nickel	1,092.5	722.6
Zinc	830.7	347.1
Cobalt	119.5	51.2
Oil and grease	11,380.0	6,828.0
TSS	23,329.0	11,095.5
pH	(¹)	(¹)

¹ Within the range of 7.5 to 10.0 at all times.

(5) Subpart A—Nickel Impregnated Cathodes.

BPT EFFLUENT LIMITATIONS

Pollutant or pollutant property	Maximum for any 1 day	Maximum for monthly average
	Metric units—mg/kg of nickel applied	
	English units—pounds per 1,000,000 pounds of nickel applied	
Cadmium	557.6	246.0
Nickel	3,148.8	2,082.8
Zinc	2,394.4	1,000.4
Cobalt	344.4	147.6
Oil and grease	32,800.0	19,680.0
TSS	67,240.0	31,980.0
pH	(¹)	(¹)

¹ Within the range of 7.5 to 10.0 at all times.

(6) Subpart A—Miscellaneous Wastewater Streams.

BPT EFFLUENT LIMITATIONS

Pollutant or pollutant property	Maximum for any 1 day	Maximum for monthly average
	Metric units—mg/kg of cells produced	
	English units—pounds per 1,000,000 pounds of cells produced	
Cadmium	6.29	2.77
Nickel	35.54	23.50
Zinc	27.02	11.29
Cobalt	3.89	1.66
Oil and grease	370.20	222.12
TSS	758.91	360.94
pH	(¹)	(¹)

¹ Within the range of 7.5 to 10.0 at all times.

(7) Subpart A—Cadmium Powder Production.

BPT EFFLUENT LIMITATIONS

Pollutant or pollutant property	Maximum for any 1 day	Maximum for monthly average
	Metric units—mg/kg of cadmium powder produced	
	English units—pounds per 1,000,000 pounds of cadmium powder produced	
Cadmium	22.34	9.86
Nickel	126.14	83.44
Zinc	95.92	40.08
Cobalt	13.80	5.91
Oil and grease	1,314.00	788.40
TSS	2,693.00	1,281.20
pH	(¹)	(¹)

¹ Within the range of 7.5 to 10.0 at all times.

(8) Subpart A—Silver Powder Production.

BPT EFFLUENT LIMITATIONS

Pollutant or pollutant property	Maximum for any 1 day	Maximum for monthly average
	Metric units—mg/kg of silver powder produced	
	English units—pounds per 1,000,000 pounds of silver powder produced	
Cadmium	7.21	3.18
Nickel	40.70	26.92
Silver	8.69	3.61
Zinc	30.95	12.93
Cobalt	4.45	1.91
Oil and grease	424.00	254.40
TSS	869.20	413.40
pH	(¹)	(¹)

¹ Within the range of 7.5 to 10.0 at all times.

(9) Subpart A—Cadmium Hydroxide Production.

Environmental Protection Agency

§ 461.12

BPT EFFLUENT LIMITATIONS

Pollutant or pollutant property	Maximum for any 1 day	Maximum for monthly average
	Metric units—mg/kg of cadmium used	
	English units—pounds per 1,000,000 pounds of cadmium used	
Cadmium	0.31	0.14
Nickel	1.73	1.14
Zinc	1.31	0.55
Cobalt	0.19	0.08
Oil and grease	18.00	10.80
TSS	36.90	17.60
pH	(¹)	(¹)

¹ Within the range of 7.5 to 10.0 at all times.

(10) Subpart A—Nickel Hydroxide Production.

BPT EFFLUENT LIMITATIONS

Pollutant or pollutant property	Maximum for any 1 day	Maximum for monthly average
	Metric units—mg/kg of nickel used	
	English units—pounds per 1,000,000 pounds of nickel used	
Cadmium	37.4	16.5
Nickel	211.2	139.7
Zinc	160.6	67.1
Cobalt	23.1	9.9
Oil and grease	2,200.0	1,320.0
TSS	4,510.0	2,145.0
pH	(¹)	(¹)

¹ Within the range of 7.5 to 10.0 at all times.

(b) There shall be no discharge allowance for process wastewater pollutants from any battery manufacturing operation other than those battery manufacturing operations listed above.

§ 461.12 Effluent limitations representing the degree of effluent reduction attainable by the application of the best available technology economically achievable (BAT).

(a) Except as provided in 40 CFR 125.30 through 125.32, any existing point source subject to this subpart must achieve the following effluent limitations representing the degree of effluent reduction attainable by the application of the best available technology economically achievable:

(1) Subpart A—Electrodeposited Anodes.

BAT EFFLUENT LIMITATIONS

Pollutant or pollutant property	Maximum for any 1 day	Maximum for monthly average
	Metric units—mg/kg of cadmium	
	English units—pounds per 1,000,000 pounds of cadmium	
Cadmium	11.95	5.27
Nickel	67.49	44.64
Zinc	51.32	21.44
Cobalt	7.38	3.16

(2) Subpart A—Impregnated Anodes.

BAT EFFLUENT LIMITATIONS

Pollutant or pollutant property	Maximum for any 1 day	Maximum for monthly average
	Metric units—mg/kg of cadmium	
	English units—pounds per 1,000,000 pounds of cadmium	
Cadmium	68.0	30.0
Nickel	384.0	254.0
Zinc	292.0	122.0
Cobalt	42.0	18.0

(3) Subpart A—Nickel Electrodeposited Cathodes.

BAT EFFLUENT LIMITATIONS

Pollutant or pollutant property	Maximum for any 1 day	Maximum for monthly average
	Metric units—mg/kg of nickel applied	
	English units—pounds per 1,000,000 pounds of nickel applied	
Cadmium	11.22	4.95
Nickel	63.36	41.91
Zinc	48.18	20.13
Cobalt	6.93	2.97

(4) Subpart A—Nickel Impregnated Cathodes.

§ 461.13

BAT EFFLUENT LIMITATIONS

Pollutant or pollutant property	Maximum for any 1 day	Maximum for monthly average
	Metric units—mg/kg of nickel applied English units—pounds per 1,000,000 pounds of nickel applied	
Cadmium	68.0	30.0
Nickel	384.0	254.0
Zinc	292.0	122.0
Cobalt	42.0	18.0

(5) Subpart A—Miscellaneous Wastewater Streams.

BAT EFFLUENT LIMITATIONS

Pollutant or pollutant property	Maximum for any 1 day	Maximum for monthly average
	Metric units—mg/kg of cells produced English units—pounds per 1,000,000 pounds of cells produced	
Cadmium	0.79	0.35
Nickel	4.47	2.96
Zinc	3.40	1.42
Cobalt	0.49	0.21

(6) Subpart A—Cadmium Powder Production.

BAT EFFLUENT LIMITATIONS

Pollutant or pollutant property	Maximum for any 1 day	Maximum for monthly average
	Metric units—mg/kg of cadmium powder produced English units—pounds per 1,000,000 pounds of cadmium powder produced	
Cadmium	2.23	0.99
Nickel	12.61	8.34
Zinc	9.59	4.01
Cobalt	1.38	0.59

(7) Subpart A—Silver Powder Production.

40 CFR Ch. I (7–1–21 Edition)

BAT EFFLUENT LIMITATIONS

Pollutant or pollutant property	Maximum for any 1 day	Maximum for monthly average
	Metric units—mg/kg of silver powder produced English units—pounds per 1,000,000 pounds of silver powder produced	
Cadmium	1.09	0.48
Nickel	6.16	4.08
Silver	1.32	0.55
Zinc	4.69	1.96
Cobalt	0.67	0.29

(8) Subpart A—Cadmium Hydroxide Production.

BAT EFFLUENT LIMITATIONS

Pollutant or pollutant property	Maximum for any 1 day	Maximum for monthly average
	Metric units—mg/kg of cadmium used English units—pounds per 1,000,000 pounds of cadmium used	
Cadmium	0.05	0.02
Nickel	0.27	0.18
Zinc	0.20	0.09
Cobalt	0.03	0.01

(9) Subpart A—Nickel Hydroxide Production.

BAT EFFLUENT LIMITATIONS

Pollutant or pollutant property	Maximum for any 1 day	Maximum for monthly average
	Metric units—mg/kg of nickel used English units—pounds per 1,000,000 pounds of nickel used	
Cadmium	5.61	2.48
Nickel	31.68	20.96
Zinc	24.09	10.07
Cobalt	3.47	1.49

(b) There shall be no discharge allowance for process wastewater pollutants from any battery manufacturing operation other than those battery manufacturing operations listed above.

§ 461.13 New source performance standards (NSPS).

(a) The discharge of wastewater pollutants from any new source subject to this subpart shall not exceed the standards set forth below:

Environmental Protection Agency

§ 461.13

(1) Subpart A—Electrodeposited Anodes—NSPS.

Pollutant or pollutant property	Maximum for any 1 day	Maximum for monthly average
	Metric units—mg/kg of cadmium	
	English units—pounds per 1,000,000 pounds of cadmium	
Cadmium	7.03	2.81
Nickel	19.33	13.01
Zinc	35.85	14.76
Cobalt	4.92	2.46
Oil and grease	351.5	351.5
TSS	527.3	421.8
pH	(¹)	(¹)

¹ Within the range of 7.5–10.0 at all times.

(2) Subpart A—Impregnated Anodes—NSPS.

Pollutant or pollutant property	Maximum for any 1 day	Maximum for monthly average
	Metric units—mg/kg of cadmium	
	English units—pounds per 1,000,000 pounds of cadmium	
Cadmium	40.0	16.0
Nickel	110.0	74.0
Zinc	204.0	84.0
Cobalt	28.0	14.0
Oil and grease	2,000.0	2,000.0
TSS	3,000.0	2,400.0
pH	(¹)	(¹)

¹ Within the range of 7.5–10.0 at all times.

(3) Subpart A—Nickel Electrodeposited Cathodes—NSPS.

Pollutant or pollutant property	Maximum for any 1 day	Maximum for monthly average
	Metric units—mg/kg of nickel applied	
	English units—pounds per 1,000,000 pounds of nickel applied	
Cadmium	6.60	2.64
Nickel	18.15	12.21
Zinc	33.66	13.86
Cobalt	4.62	2.31
Oil and grease	330.0	330.0
TSS	495.0	396.0
pH	(¹)	(¹)

¹ Within the range of 7.5–10.0 at all times.

(4) Subpart A—Nickel Impregnated Cathodes—NSPS.

Pollutant or pollutant property	Maximum for any 1 day	Maximum for monthly average
	Metric units—mg/kg of nickel applied	
	English units—pounds per 1,000,000 pounds of nickel applied	
Cadmium	40.0	16.0
Nickel	110.0	74.0
Zinc	204.0	84.0
Cobalt	28.0	14.0
Oil and grease	2,000.0	2,000.0
TSS	3,000.0	2,400.0
pH	(¹)	(¹)

¹ Within the range of 7.5–10.0 at all times.

(5) Subpart A—Miscellaneous Wastewater Streams—NSPS.

Pollutant or pollutant property	Maximum for any 1 day	Maximum for monthly average
	Metric units—mg/kg of cells produced	
	English units—pounds per 1,000,000 pounds of cells produced	
Cadmium	0.47	0.19
Nickel	1.28	0.86
Zinc	2.38	0.98
Cobalt	0.33	0.16
Oil and grease	23.3	23.3
TSS	35.0	28.0
pH	(¹)	(¹)

¹ Within the range of 7.5–10.0 at all times.

(6) Subpart A—Cadmium Powder Production—NSPS.

Pollutant or pollutant property	Maximum for any 1 day	Maximum for monthly average
	Metric units—mg/kg of cadmium powder produced	
	English units—pounds per 1,000,000 pounds of cadmium powder produced	
Cadmium	1.31	0.53
Nickel	3.61	2.43
Zinc	6.70	2.76
Cobalt	0.92	0.46
Oil and grease	65.70	65.70
TSS	98.55	78.84
pH	(¹)	(¹)

¹ Within the range of 7.5–10.0 at all times.

(7) Subpart A—Silver Powder Production—NSPS.

§ 461.14

Pollutant or pollutant property	Maximum for any 1 day	Maximum for monthly average
	Metric units—mg/kg of silver powder produced English units—pounds per 1,000,000 pounds of silver powder produced	
Cadmium	0.64	0.26
Nickel	1.77	1.19
Silver	0.93	0.39
Zinc	3.27	1.35
Cobalt	0.45	0.22
Oil and grease	32.10	32.10
TSS	48.15	38.52
pH	(¹)	(¹)

¹ Within the range of 7.5–10.0 at all times.

(8) Subpart A—Cadmium Hydroxide Production—NSPS.

Pollutant or pollutant property	Maximum for any 1 day	Maximum for monthly average
	Metric units—mg/kg of cadmium used English units—pounds per 1,000,000 pounds of cadmium used	
Cadmium	0.028	0.011
Nickel	0.077	0.051
Zinc	0.142	0.058
Cobalt	0.019	0.009
Oil and grease	1.40	1.40
TSS	2.10	1.68
pH	(¹)	(¹)

¹ Within the range of 7.5–10.0 at all times.

(9) Subpart A—Nickel Hydroxide Production—NSPS.

Pollutant or pollutant property	Maximum for any 1 day	Maximum for monthly average
	Metric units—mg/kg of nickel used English units—pounds per 1,000,000 pounds of nickel used	
Cadmium	3.30	1.32
Nickel	9.08	6.11
Zinc	16.83	6.93
Cobalt	2.31	1.16
Oil and grease	165.0	165.0
TSS	247.5	198.0
pH	(¹)	(¹)

¹ Within the range of 7.5–10.0 at all times.

(b) There shall be no discharge allowance for process wastewater pollutants from any battery manufacturing operation other than those battery manufacturing operations listed above.

[49 FR 9134, Mar. 9, 1984; 49 FR 13879, Apr. 9, 1984]

40 CFR Ch. I (7–1–21 Edition)

§ 461.14 Pretreatment standards for existing sources (PSES).

(a) Except as provided in 40 CFR 403.7 and § 403.13, any existing source subject to this subpart which introduces pollutants into a publicly owned treatment works must comply with 40 CFR part 403 and achieve the pretreatment standards for existing sources listed below:

(1) Subpart A—Electrodeposited Anodes.

PSES

Pollutant or pollutant property	Maximum for any 1 day	Maximum for monthly average
	Metric units—mg/kg of cadmium English units—pounds per 1,000,000 pounds of cadmium	
Cadmium	11.95	5.27
Nickel	67.49	44.64
Zinc	51.32	21.44
Cobalt	7.38	3.16

(2) Subpart A—Impregnated Anodes.

PSES

Pollutant or pollutant property	Maximum for any 1 day	Maximum for monthly average
	Metric units—mg/kg of cadmium English units—pounds per 1,000,000 pounds of cadmium	
Cadmium	68.0	30.0
Nickel	384.0	254.0
Zinc	292.0	122.0
Cobalt	42.0	18.0

(3) Subpart A—Nickel Electrodeposited Cathodes.

PSES

Pollutant or pollutant property	Maximum for any 1 day	Maximum for monthly average
	Metric units—mg/kg of nickel applied English units—pounds per 1,000,000 pounds of nickel applied	
Cadmium	11.22	4.95
Nickel	63.36	41.91
Zinc	48.18	20.13
Cobalt	6.93	2.97

Environmental Protection Agency

§ 461.15

(4) Subpart A—Nickel Impregnated Cathodes—PSES.

Pollutant or pollutant property	Maximum for any 1 day	Maximum for monthly average
	Metric units—mg/kg of nickel applied English units—pounds per 1,000,000 pounds of nickel applied	
Cadmium	68.0	30.0
Nickel	384.0	254.0
Zinc	292.0	122.0
Cobalt	42.0	18.0

(5) Subpart A—Miscellaneous Wastewater Streams—PSES.

Pollutant or pollutant property	Maximum for any 1 day	Maximum for monthly average
	Metric units—mg/kg of cells produced English units—pounds per 1,000,000 pounds of cells produced	
Cadmium	0.79	0.35
Nickel	4.47	2.96
Zinc	3.40	1.42
Cobalt	0.49	0.21

(6) Subpart A—Cadmium Powder Production—PSES.

Pollutant or pollutant property	Maximum for any 1 day	Maximum for monthly average
	Metric units—mg/kg of cadmium powder produced English units—pounds per 1,000,000 pounds of cadmium powder produced	
Cadmium	2.23	0.99
Nickel	12.61	8.34
Zinc	9.59	4.01
Cobalt	1.38	0.59

(7) Subpart A—Silver Powder Production—PSES.

Pollutant or pollutant property	Maximum for any 1 day	Maximum for monthly average
	Metric units—mg/kg of silver powder produced English units—pounds per 1,000,000 pounds of silver powder produced	
Cadmium	1.09	0.48
Nickel	6.16	4.08
Silver	1.32	0.55
Zinc	4.69	1.96
Cobalt	0.67	0.29

(8) Subpart A—Cadmium Hydroxide Production—PSES.

Pollutant or pollutant property	Maximum for any 1 day	Maximum for monthly average
	Metric units—mg/kg of cadmium used English units—pounds per 1,000,000 pounds of cadmium used	
Cadmium	0.05	0.02
Nickel	0.27	0.18
Zinc	0.20	0.09
Cobalt	0.03	0.012

(9) Subpart A—Nickel Hydroxide Production—PSES.

Pollutant or pollutant property	Maximum for any 1 day	Maximum for monthly average
	Metric units—mg/kg of nickel used English units—pounds per 1,000,000 pounds of nickel used	
Cadmium	5.61	2.48
Nickel	31.68	20.96
Zinc	24.09	10.07
Cobalt	3.47	1.49

(b) There shall be no discharge allowance for process wastewater pollutants from any battery manufacturing operation other than those battery manufacturing operations listed above.

§ 461.15 Pretreatment standards for new sources (PSNS).

(a) Except as provided in 40 CFR 403.7 any new source subject to this subpart that introduces pollutants into a publicly owned treatment works must comply with 40 CFR part 403 and achieve the pretreatment standards for new sources listed below:

(1) Subpart A—Electrodeposited Anodes—PSNS.

Pollutant or pollutant property	Maximum for any 1 day	Maximum for monthly average
	Metric units—mg/kg of cadmium English units—pounds per 1,000,000 pounds of cadmium	
Cadmium	7.03	2.81
Nickel	19.33	13.01
Zinc	35.85	14.76
Cobalt	4.92	2.46

§ 461.15

(2) Subpart A—Impregnated Anodes—PSNS.

Pollutant or pollutant property	Maximum for any 1 day	Maximum for monthly average
	Metric units—mg/kg of cadmium English units—pounds per 1,000,000 pounds of cadmium	
Cadmium	40.0	16.0
Nickel	110.0	74.0
Zinc	204.0	84.0
Cobalt	28.0	14.0

(3) Subpart A—Nickel Electrodeposited Cathodes—PSNS.

Pollutant or pollutant property	Maximum for any 1 day	Maximum for monthly average
	Metric units—mg/kg of nickel applied English units—pounds per 1,000,000 pounds of nickel applied	
Cadmium	6.60	2.64
Nickel	18.15	12.21
Zinc	33.66	13.86
Cobalt	4.62	2.31

(4) Subpart A—Nickel Impregnated Cathodes—PSNS.

Pollutant or pollutant property	Maximum for any 1 day	Maximum for monthly average
	Metric units—mg/kg of nickel applied English units—pounds per 1,000,000 pounds of nickel applied	
Cadmium	40.0	16.0
Nickel	110.0	74.0
Zinc	204.0	84.0
Cobalt	28.0	14.0

(5) Subpart A—Miscellaneous Wastewater Streams—PSNS.

Pollutant or pollutant property	Maximum for any 1 day	Maximum for monthly average
	Metric units—mg/kg of cells produced English units—pounds per 1,000,000 pounds of cells produced	
Cadmium	0.47	0.19
Nickel	1.28	0.86
Zinc	2.38	0.98
Cobalt	0.33	0.16

40 CFR Ch. I (7–1–21 Edition)

(6) Subpart A—Cadmium Powder Production—PSNS.

Pollutant or pollutant property	Maximum for any 1 day	Maximum for monthly average
	Metric units—mg/kg of cadmium powder produced English units—pounds per 1,000,000 pounds of cadmium powder produced	
Cadmium	1.31	0.53
Nickel	3.61	2.43
Zinc	6.70	2.76
Cobalt	0.92	0.46

(7) Subpart A—Silver Powder Production—PSNS.

Pollutant or pollutant property	Maximum for any 1 day	Maximum for monthly average
	Metric units—mg/kg of silver powder produced English units—pounds per 1,000,000 pounds of silver powder produced	
Cadmium	0.64	0.26
Nickel	1.77	1.19
Silver	0.93	0.39
Zinc	3.27	1.35
Cobalt	0.45	0.22

(8) Subpart A—Cadmium Hydroxide Production—PSNS.

Pollutant or pollutant property	Maximum for any 1 day	Maximum for monthly average
	Metric units—mg/kg of cadmium used English units—pounds per 1,000,000 pounds of cadmium used	
Cadmium	0.028	0.011
Nickel	0.077	0.051
Zinc	0.142	0.058
Cobalt	0.019	0.009

(9) Subpart A—Nickel Hydroxide Production—PSNS.

Pollutant or pollutant property	Maximum for any 1 day	Maximum for monthly average
	Metric units—mg/kg of nickel used English units—pounds per 1,000,000 pounds of nickel used	
Cadmium	3.30	1.32
Nickel	9.08	6.11
Zinc	16.83	6.93
Cobalt	2.31	1.16

Environmental Protection Agency

§ 461.31

(b) There shall be no discharge allowance for process wastewater pollutants from any battery manufacturing operation other than those battery manufacturing operations listed above.

Subpart B—Calcium Subcategory

§ 461.20 Applicability; description of the calcium subcategory.

This subpart applies to discharges to waters of the United States and introductions of pollutants into publicly owned treatment works from manufacturing calcium anode batteries.

§§ 461.21–461.22 [Reserved]

§ 461.23 New source performance standards (NSPS).

(a) The discharge of wastewater pollutants from any new source subject to this subpart shall not exceed the standards set forth below.

(b) There shall be no discharge for process wastewater pollutants from any battery manufacturing operations.

§ 461.24 [Reserved]

§ 461.25 Pretreatment standards for new sources (PSNS).

(a) Except as provided in § 403.7 any new source subject to this subpart that introduces pollutants into a publicly owned treatment works must comply with 40 CFR part 403 and achieve the pretreatment standards for new sources listed below.

(b) There shall be no discharge for process wastewater pollutants from any battery manufacturing operations.

Subpart C—Lead Subcategory

§ 461.30 Applicability; description of the lead subcategory.

This subpart applies to discharges to waters of the United States and introduction of pollutants into publicly owned treatment works from the manufacturing of lead anode batteries.

§ 461.31 Effluent limitations representing the degree of effluent reduction attainable by the application of the best practicable control technology currently available (BPT).

(a) Except as provided in 40 CFR 125.30 through 125.32, any existing point source subject to this subpart must achieve the following effluent limitations representing the degree of effluent reduction attainable by the application of the best practicable control technology currently available:

(1) Subpart C—Closed Formation—Double Fill, or Fill and Dump.

BPT EFFLUENT LIMITATIONS

Pollutant or pollutant property	Maximum for any 1 day	Maximum for monthly average
	Metric units—mg/kg of lead used	
	English units—pounds per 1,000,000 pounds of lead used	
Copper	0.86	0.45
Lead	0.19	0.090
Iron	0.54	0.27
Oil and grease	9.00	5.40
TSS	18.45	8.78
pH	(¹)	(¹)

¹ Within the range of 7.5 to 10.0 at all times.

(2) Subpart C—Open Formation—Dehydrated.

BPT EFFLUENT LIMITATIONS

Pollutant or pollutant property	Maximum for any 1 day	Maximum for monthly average
	Metric units—mg/kg of lead used	
	English units—pounds per 1,000,000 pounds of lead used	
Copper	20.99	11.05
Lead	4.64	2.21
Iron	16.13	6.74
Oil and grease	221.00	132.60
TSS	453.05	215.47
pH	(¹)	(¹)

¹ Within the range of 7.5 to 10.0 at all times.

(3) Subpart C—Open Formation—Wet.

§ 461.31

40 CFR Ch. I (7–1–21 Edition)

BPT EFFLUENT LIMITATIONS

Pollutant or pollutant property	Maximum for any 1 day	Maximum for monthly average
	Metric units—mg/kg of lead used	
	English units—pounds per 1,000,000 pounds of lead used	
Copper	0.10	0.05
Lead	0.02	0.01
Iron	0.06	0.03
Oil and grease	1.06	0.64
TSS	2.17	1.03
pH	(¹)	(¹)

¹ Within the range of 7.5 to 10.0 at all times.

(4) Subpart C—Plate Soak.

BPT EFFLUENT LIMITATIONS

Pollutant or pollutant property	Maximum for any 1 day	Maximum for monthly average
	Metric units—mg/kg of lead used	
	English units—pounds per 1,000,000 pounds of lead used	
Copper	0.040	0.020
Lead	0.009	0.004
Iron	0.030	0.010
Oil and grease	0.420	0.250
TSS	0.860	0.410
pH	(¹)	(¹)

¹ Within the range of 7.5 to 10.0 at all times.

(5) Subpart C—Battery Wash (with Detergent).

BPT EFFLUENT LIMITATIONS

Pollutant or pollutant property	Maximum for any 1 day	Maximum for monthly average
	Metric units—mg/kg of lead used	
	English units—pounds per 1,000,000 pounds of lead used	
Copper	1.71	0.90
Lead	0.38	0.18
Iron	1.08	0.55
Oil and grease	18.00	10.80
TSS	36.90	17.55
pH	(¹)	(¹)

¹ Within the range of 7.5 to 10.0 at all times.

(6) Subpart C—Battery Wash (Water Only).

BPT EFFLUENT LIMITATIONS

Pollutant or pollutant property	Maximum for any 1 day	Maximum for monthly average
	Metric units—mg/kg of lead used	
	English units—pounds per 1,000,000 pounds of lead used	
Copper	1.12	0.59
Lead	0.25	0.12
Iron	0.71	0.36
Oil and grease	11.80	7.08
TSS	24.19	11.51
pH	(¹)	(¹)

¹ Within the range of 7.5 to 10.0 at all times.

(7) Subpart C—Direct Chill Lead Casting.

BPT EFFLUENT LIMITATIONS

Pollutant or pollutant property	Maximum for any 1 day	Maximum for monthly average
	Metric units—mg/kg of lead used	
	English units—pounds per 1,000,000 pounds of lead used	
Copper	0.00040	0.00020
Lead	0.00008	0.00004
Iron	0.00020	0.00010
Oil and grease	0.00400	0.00200
TSS	0.00800	0.00300
pH	(¹)	(¹)

¹ Within the range of 7.5 to 10.0 at all times.

(8) Subpart C—Mold Release Formulation.

BPT EFFLUENT LIMITATIONS

Pollutant or pollutant property	Maximum for any 1 day	Maximum for monthly average
	Metric units—mg/kg of lead used	
	English units—pounds per 1,000,000 pounds of lead used	
Copper	0.011	0.006
Lead	0.002	0.001
Iron	0.007	0.004
Oil and grease	0.120	0.072
TSS	0.246	0.117
pH	(¹)	(¹)

¹ Within the range of 7.5 to 10.0 at all times.

(9) Subpart C—Truck Wash.

Environmental Protection Agency

§ 461.32

BPT EFFLUENT LIMITATIONS

Pollutant or pollutant property	Maximum for any 1 day	Maximum for monthly average
	Metric units—mg/kg of lead in trucked batteries	
	English units—pounds per 1,000,000 pounds of lead in trucked batteries	
Copper	0.026	0.014
Lead	0.005	0.002
Iron	0.016	0.008
Oil and grease	0.280	0.168
TSS	0.574	0.273
pH	(¹)	(¹)

¹ Within the range of 7.5 to 10.0 at all times.

(10) Subpart C—Laundry.

BPT EFFLUENT LIMITATIONS

Pollutant or pollutant property	Maximum for any 1 day	Maximum for monthly average
	Metric units—mg/kg of lead used	
	English units—pounds per 1,000,000 pounds of lead used	
Copper	0.21	0.11
Lead	0.05	0.02
Iron	0.13	0.07
Oil and grease	2.18	1.31
TSS	4.47	2.13
pH	(¹)	(¹)

¹ Within the range of 7.5 to 10.0 at all times.

(11) Subpart C—Miscellaneous Wastewater Streams.

BPT EFFLUENT LIMITATIONS

Pollutant or pollutant property	Maximum for any 1 day	Maximum for monthly average
	Metric units—mg/kg of lead used	
	English units—pounds per 1,000,000 pounds of lead used	
Copper	0.81	0.43
Lead	0.18	0.09
Iron	0.51	0.26
Oil and grease	8.54	5.12
TSS	17.51	8.33
pH	(¹)	(¹)

¹ Within the range of 7.5 to 10.0 at all times.

(b) There shall be no discharge allowance for process wastewater pollutants

from any battery manufacturing operation other than those battery manufacturing operations listed above.

[49 FR 9134, Mar. 9, 1984; 49 FR 13879, Apr. 9, 1984]

§ 461.32 Effluent limitations representing the degree of effluent reduction attainable by the application of the best available technology economically achievable (BAT).

(a) Except as provided in 40 CFR 125.30 through 125.32, any existing point source subject to this subpart must achieve the following effluent limitations representing the degree of effluent reduction attainable by the application of the best available technology economically achievable:

(1) Subpart C—Open Formation—Dehydrated.

BAT EFFLUENT LIMITATIONS

Pollutant or pollutant property	Maximum for any 1 day	Maximum for monthly average
	Metric units—mg/kg of lead used	
	English units—pounds per 1,000,000 pounds of lead used	
Copper	3.19	1.68
Lead	0.71	0.34
Iron	2.02	1.02

(2) Subpart C—Open Formation—Wet.

BAT EFFLUENT LIMITATIONS

Pollutant or pollutant property	Maximum for any 1 day	Maximum for monthly average
	Metric units—mg/kg of lead used	
	English units—pounds per 1,000,000 pounds of lead used	
Copper	0.100	0.053
Lead	0.022	0.010
Iron	0.06	0.03

(3) Subpart C—Plate Soak.

§ 461.32

BAT EFFLUENT LIMITATIONS

Pollutant or pollutant property	Maximum for any 1 day	Maximum for monthly average
	Metric units—mg/kg of lead used	
	English units—pounds per 1,000,000 pounds of lead used	
Copper	0.039	0.021
Lead	0.008	0.004
Iron	0.030	0.010

(4) Subpart C—Battery Wash (Detergent).

BAT EFFLUENT LIMITATIONS

Pollutant or Pollutant Property	Maximum for any 1 Day	Maximum for monthly average
	Metric units—mg/kg of lead used	
	English units—pounds per 1,000,000 pounds of lead used	
Copper	1.71	0.90
Lead	0.38	0.18
Iron	1.08	0.55

(5) Subpart C—Direct Chill Lead Casting.

BAT EFFLUENT LIMITATIONS

Pollutant or pollutant property	Maximum for any 1 day	Maximum for monthly average
	Metric units—mg/kg of lead used	
	English units—pounds per 1,000,000 pounds of lead used	
Copper	0.0004	0.0002
Lead	0.00008	0.00004
Iron	0.0002	0.0001

(6) Subpart C—Mold Release Formulation.

40 CFR Ch. I (7–1–21 Edition)

BAT EFFLUENT LIMITATIONS

Pollutant or pollutant property	Maximum for any 1 day	Maximum for monthly average
	Metric units—mg/kg of lead used	
	English units—pounds per 1,000,000 pounds of lead used	
Copper	0.011	0.006
Lead	0.002	0.001
Iron	0.007	0.003

(7) Subpart C—Truck Wash.

BAT EFFLUENT LIMITATIONS

Pollutant or pollutant property	Maximum for any 1 day	Maximum for monthly average
	Metric units—mg/kg of lead in trucked batteries	
	English units—pounds per 1,000,000 pounds of lead in trucked batteries	
Copper	0.026	0.014
Lead	0.005	0.002
Iron	0.016	0.008

(8) Subpart C—Laundry.

BAT EFFLUENT LIMITATIONS

Pollutant or pollutant property	Maximum for any 1 day	Maximum for monthly average
	Metric units—mg/kg of lead used	
	English units—pounds per 1,000,000 pounds of lead used	
Copper	0.21	0.11
Lead	0.05	0.02
Iron	0.13	0.07

(9) Subpart C—Miscellaneous Wastewater Streams.

Environmental Protection Agency

§ 461.33

BAT EFFLUENT LIMITATIONS

Pollutant or pollutant property	Maximum for any 1 day	Maximum for monthly average
	Metric units—mg/kg of lead used	
	English units—pounds per 1,000,000 pounds of lead used	
Copper	0.58	0.31
Lead	0.13	0.06
Iron	0.37	0.19

(b) There shall be no discharge allowance for process wastewater pollutants from any battery manufacturing operation other than those battery manufacturing operations listed above.

[49 FR 9134, Mar. 9, 1984; 49 FR 13879, Apr. 9, 1984, as amended at 51 FR 30816, Aug. 28, 1986]

§ 461.33 New source performance standards (NSPS).

(a) The discharge of wastewater pollutants from any new source subject to this subpart shall not exceed the standards set forth below:

(1) Subpart C—Open Formation—Dehydrated—NSPS.

Pollutant or pollutant property	Maximum for any 1 day	Maximum for monthly average
	Metric units—mg/kg of lead used	
	English units—pounds per 1,000,000 pounds of lead used	
Copper	2.15	1.02
Lead	0.47	0.21
Iron	2.01	1.02
Oil and grease	16.80	16.80
TSS	25.20	20.16
pH	(¹)	(¹)

¹ Within the limits of 7.5 to 10.0 at all times.

(2) Subpart C—Open Formation—Wet—NSPS.

Pollutant or pollutant property	Maximum for any 1 day	Maximum for monthly average
	Metric units—mg/kg of lead used	
	English units—pounds per 1,000,000 pounds of lead used	
Copper	0.067	0.032
Lead	0.014	0.006
Iron	0.063	0.032
Oil and grease	0.53	0.53
TSS	0.80	0.64
pH	(¹)	(¹)

¹ Within the limits of 7.5 to 10.0 at all times.

(3) Subpart C—Plate Soak—NSPS.

Pollutant or pollutant property	Maximum for any 1 day	Maximum for monthly average
	Metric units—mg/kg of lead used	
	English units—pounds per 1,000,000 pounds of lead used	
Copper	0.026	0.012
Lead	0.005	0.002
Iron	0.025	0.012
Oil and grease	0.21	0.21
TSS	0.32	0.25
pH	(¹)	(¹)

¹ Within the limits of 7.5 to 10.0 at all times.

(4) Subpart C—Battery Wash (Detergent)—NSPS.

Pollutant or pollutant Property	Maximum for any 1 Day	Maximum for monthly average
	Metric units—mg/kg of lead used	
	English units—pounds per 1,000,000 pounds of lead used	
Copper	1.152	0.549
Lead	0.252	0.117
Iron	1.08	0.55
Oil and grease	9.0	9.0
TSS	13.5	10.8
pH	(¹)	(¹)

¹ Within the limits of 7.5 to 10.0 at all times.

(5) Subpart C—Direct Chill Lead Casting—NSPS.

§ 461.34

Pollutant or pollutant property	Maximum for any 1 day	Maximum for monthly average
	Metric units—mg/kg of lead used	
	English units—pounds per 1,000,000 pounds of lead used	
Copper	0.000256	0.000122
Lead	0.000056	0.000026
Iron	0.000240	0.000122
Oil and grease	0.0020	0.0020
TSS	0.0030	0.0024
pH	(¹)	(¹)

¹ Within the limits of 7.5 to 10.0 at all times.

(6) Subpart C—Mold Release Formulation—NSPS.

Pollutant or pollutant property	Maximum for any 1 day	Maximum for monthly average
	Metric units—mg/kg of lead used	
	English units—pounds per 1,000,000 pounds of lead used	
Copper	0.0077	0.0037
Lead	0.0017	0.0008
Iron	0.0072	0.0037
Oil and grease	0.060	0.060
TSS	0.090	0.072
pH	(¹)	(¹)

¹ Within the limits of 7.5 to 10.0 at all times.

(7) Subpart C—Truck Wash—NSPS.

Pollutant or pollutant property	Maximum for any 1 day	Maximum for monthly average
	Metric units—mg/kg of lead in trucked batteries	
	English units—pounds per 1,000,000 pounds of lead in trucked batteries	
Copper	0.006	0.003
Lead	0.001	0.0007
Iron	0.006	0.003
Oil and grease	0.050	0.050
TSS	0.075	0.060
pH	(¹)	(¹)

¹ Within the limits of 7.5 to 10.0 at all times.

(8) Subpart C—Laundry—NSPS.

40 CFR Ch. I (7–1–21 Edition)

Pollutant or pollutant property	Maximum for any 1 day	Maximum for monthly average
	Metric units—mg/kg of lead used	
	English units—pounds per 1,000,000 pounds of lead used	
Copper	0.14	0.07
Lead	0.03	0.01
Iron	0.13	0.07
Oil and grease	1.09	1.09
TSS	1.64	1.31
pH	(¹)	(¹)

¹ Within the limits of 7.5 to 10.0 at all times.

(9) Subpart C—Miscellaneous Wastewater Streams—NSPS.

Pollutant or pollutant property	Maximum for any 1 day	Maximum for monthly average
	Metric units—mg/kg of lead used	
	English units—pounds per 1,000,000 pounds of lead used	
Copper	0.39	0.19
Lead	0.085	0.039
Iron	0.37	0.19
Oil and grease	3.07	3.07
TSS	4.61	3.69
pH	(¹)	(¹)

¹ Within the limits of 7.5 to 10.0 at all times.

(b) There shall be no discharge allowance for process wastewater pollutants from any battery manufacturing operation other than those battery manufacturing operations listed above.

[49 FR 9134, Mar. 9, 1984, as amended at 51 FR 30816, Aug. 28, 1986]

§ 461.34 Pretreatment standards for existing sources (PSES).

(a) Except as provided in 40 CFR 403.7 and 403.13, any existing source subject to this subpart that introduces pollutants into a publicly owned treatment works must comply with 40 CFR part 403 and achieve the pretreatment standards for existing sources listed below:

(1) Subpart C—Open Formation—Dehydrated—PSES.

Environmental Protection Agency

\$ 461.34

Pollutant or pollutant property	Maximum for any 1 day	Maximum for monthly average
	Metric units—mg/kg of lead used	
	English units—pounds per 1,000,000 pounds of lead used	
Copper	3.19	1.68
Lead	0.71	0.34

(2) Subpart C—Open Formation—Wet—PSES.

Pollutant or pollutant property	Maximum for any 1 day	Maximum for monthly average
	Metric units—mg/kg of lead used	
	English units—pounds per 1,000,000 pounds of lead used	
Copper	0.100	0.053
Lead	0.022	0.010

(3) Subpart C—Plate Soak—PSES.

Pollutant or pollutant property	Maximum for any 1 day	Maximum for monthly average
	Metric units—mg/kg of lead used	
	English units—pounds per 1,000,000 pounds of lead used	
Copper	0.039	0.021
Lead	0.008	0.004

(4) Subpart C—Battery Wash—(Detergent)—PSES.

Pollutant or pollutant Property	Maximum for any 1 Day	Maximum for monthly average
	Metric units—mg/kg of lead used	
	English units—pounds per 1,000,000 pounds of lead used	
Copper	1.71	0.90
Lead	0.38	0.18

(5) Subpart C—Direct Chill Lead Casting—PSES.

Pollutant or pollutant property	Maximum for any 1 day	Maximum for monthly average
	Metric units—mg/kg of lead used	
	English units—pounds per 1,000,000 pounds of lead used	
Copper	0.0004	0.0002
Lead	0.00008	0.00004

(6) Subpart C—Mold Release Formulation—PSES.

Pollutant or pollutant property	Maximum for any 1 day	Maximum for monthly average
	Metric units—mg/kg of lead used	
	English units—pounds per 1,000,000 pounds of lead used	
Copper	0.011	0.006
Lead	0.002	0.001

(7) Subpart C—Truck Wash—PSES.

Pollutant or pollutant property	Maximum for any 1 day	Maximum for monthly average
	Metric units—mg/kg of lead in trucked batteries	
	English units—pounds per 1,000,000 pounds of lead in trucked batteries	
Copper	0.026	0.014
Lead	0.005	0.002

(8) Subpart C—Laundry—PSES.

Pollutant or pollutant property	Maximum for any 1 day	Maximum for monthly average
	Metric units—mg/kg of lead used	
	English units—pounds per 1,000,000 pounds of lead used	
Copper	0.21	0.11
Lead	0.05	0.02

(9) Subpart C—Miscellaneous Waste-water Streams—PSES.

§ 461.35

Pollutant or pollutant property	Maximum for any 1 day	Maximum for monthly average
	Metric units—mg/kg of lead used	
	English units—pounds per 1,000,000 pounds of lead used	
Copper	0.58	0.31
Lead	0.13	0.06

(b) There shall be no discharge allowance for process wastewater pollutants from any battery manufacturing operation other than those battery manufacturing operations listed above.

(c)(1) In cases where battery employee shower wastewater containing concentrations of lead exceeding 0.20 mg/l is combined with process wastewaters prior to treatment, the Control Authority may, for purposes of applying the Combined Wastestream Formula under §403.6(e) of this chapter, notwithstanding the provisions of §403.6(e), exercise its discretion and classify battery employee shower wastewater as an unregulated rather than a dilute (F_D) wastestream.

(2) Before the Control Authority may exercise its discretion to classify such a stream as an unregulated stream, the battery manufacturer must provide engineering, production, and sampling and analysis information sufficient to allow a determination by the Control Authority on how the stream should be classified.

[49 FR 9134, Mar. 9, 1984, as amended at 51 FR 30816, Aug. 28, 1986]

§ 461.35 Pretreatment standards for new sources (PSNS).

(a) Except as provided in §403.7, any new source subject to this subpart that introduces pollutants into a publicly owned treatment works must comply with 40 CFR part 403 and achieve the following pretreatment standards for new sources:

(1) Subpart C—Open Formation—Dehydrated—PSNS.

40 CFR Ch. I (7–1–21 Edition)

Pollutant or pollutant property	Maximum for any 1 day	Maximum for monthly average
	Metric units—mg/kg of lead used	
	English units—pounds per 1,000,000 pounds of lead used	
Copper	2.15	1.02
Lead	0.47	0.21

(2) Subpart C—Open Formation—Wet—PSNS.

Pollutant or pollutant property	Maximum for any 1 day	Maximum for monthly average
	Metric units—mg/kg of lead used	
	English units—pounds per 1,000,000 pounds of lead used	
Copper	0.067	0.032
Lead	0.014	0.006

(3) Subpart C—Plate Soak—PSNS.

Pollutant or pollutant property	Maximum for any 1 day	Maximum for monthly average
	Metric units—mg/kg of lead used	
	English units—pounds per 1,000,000 pounds of lead used	
Copper	0.026	0.012
Lead	0.005	0.002

(4) Subpart C—Battery Wash—(Detergent)—PSNS.

Pollutant or pollutant Property	Maximum for any 1 Day	Maximum for monthly average
	Metric units—mg/kg of lead used	
	English units—pounds per 1,000,000 pounds of lead used	
Copper	1.152	0.549
Lead	0.252	0.117

(5) Subpart C—Direct Chill Lead Casting—PSNS.

Environmental Protection Agency

§ 461.43

Pollutant or pollutant property	Maximum for any 1 day	Maximum for monthly average
	Metric units—mg/kg of lead used	
	English units—pounds per 1,000,000 pounds of lead used	
Copper	0.000256	0.000122
Lead	0.000056	0.000026

(6) Subpart C—Mold Release Formulation—PSNS.

Pollutant or pollutant property	Maximum for any 1 day	Maximum for monthly average
	Metric units—mg/kg of lead used	
	English units—pounds per 1,000,000 pounds of lead used	
Copper	0.007	0.0037
Lead	0.0017	0.0008

(7) Subpart C—Truck Wash—PSNS.

Pollutant or pollutant property	Maximum for any 1 day	Maximum for monthly average
	Metric units—mg/kg of lead in trucked batteries	
	English units—pounds per 1,000,000 pounds of lead in trucked batteries	
Copper	0.006	0.003
Lead	0.001	0.0007

(8) Subpart C—Laundry—PSNS.

Pollutant or pollutant property	Maximum for any 1 day	Maximum for monthly average
	Metric units—mg/kg of lead used	
	English units—pounds per 1,000,000 pounds of lead used	
Copper	0.14	0.07
Lead	0.03	0.01

(9) Subpart C—Miscellaneous Wastewater Streams—PSNS.

Pollutant or pollutant property	Maximum for any 1 day	Maximum for monthly average
	Metric units—mg/kg of lead used	
	English units—pounds per 1,000,000 pounds of lead used	
Copper	0.39	0.19
Lead	0.085	0.039

(b) There shall be no discharge allowance for process wastewater pollutants from any battery manufacturing operations other than those battery manufacturing operations listed above.

[49 FR 9134, Mar. 9, 1984, as amended at 51 FR 30817, Aug. 28, 1986]

Subpart D—Leclanche Subcategory

§ 461.40 Applicability; description of the Leclanche subcategory.

This subpart applies to discharges to waters of the United States, and introductions of pollutants into publicly owned treatment works from manufacturing Leclanche type batteries (zinc anode batteries with acid electrolyte).

§§ 461.41–461.42 [Reserved]

§ 461.43 New source performance standards (NSPS).

(a) The discharge of wastewater pollutants from any new source subject to this subpart shall not exceed the standards set forth below:

(1) Subpart D—Foliar Battery Miscellaneous Wash—NSPS.

Pollutant or pollutant property	Maximum for any 1 day	Maximum for monthly average
	Metric units—mg/kg of cells produced	
	English units—pounds per 1,000,000 pounds of cells produced	
Mercury	0.010	0.004
Zinc	0.067	0.030
Manganese	0.019	0.015
Oil and grease	0.66	0.66
TSS	0.99	0.79
pH	(¹)	(¹)

¹ Within the range of 7.5 to 10.0 at all times.

(b) There shall be no discharge allowance for process wastewater pollutants

§ 461.44

from any battery manufacturing operation other than those battery manufacturing operations listed above.

§ 461.44 Pretreatment standards for existing sources (PSES).

(a) Except as provided in 40 CFR 403.7 and 403.13, any existing source subject to this subpart that introduces pollutants into a publicly owned treatment works must comply with 40 CFR part 403 and achieve the following pretreatment standards for existing sources listed below:

(1) Subpart D—Foliar Battery Miscellaneous Wash—PSES.

Pollutant or pollutant property	Maximum for any 1 day	Maximum for monthly average
	Metric units—mg/kg of cells produced	
	English units—pounds per 1,000,000 pounds of cells produced	
Mercury	0.010	0.004
Zinc	0.067	0.030
Manganese	0.019	0.015

(b) There shall be no discharge allowance for process wastewater pollutants from any battery manufacturing operation other than those battery manufacturing operations listed above.

[49 FR 9134, Mar. 9, 1984; 49 FR 27946, July 9, 1984]

§ 461.45 Pretreatment standards for new sources (PSNS).

(a) Except as provided in § 403.7 any new source subject to this subpart that introduces pollutants into a publicly owned treatment works must comply with 40 CFR part 403 and achieve the following pretreatment standards for new sources listed below.

(1) Subpart D—Foliar Battery Miscellaneous Wash—PSNS.

Pollutant or pollutant property	Maximum for any 1 day	Maximum for monthly average
	Metric units—mg/kg of cells produced	
	English units—pounds per 1,000,000 pounds of cells produced	
Mercury	0.010	0.004
Zinc	0.067	0.030
Manganese	0.019	0.015

40 CFR Ch. I (7–1–21 Edition)

(b) There shall be no discharge allowance for process wastewater pollutants from any battery manufacturing operation other than those battery manufacturing operations listed above.

Subpart E—Lithium Subcategory

§ 461.50 Applicability; description of the lithium subcategory.

This subpart applies to discharges to waters of the United States and introduction of pollutants into publicly owned treatment works from the manufacturing of lithium anode batteries.

§§ 461.51–461.52 [Reserved]

§ 461.53 New source performance standards (NSPS).

(a) The discharge of wastewater pollutants from any new source subject to this subpart shall not exceed the standards set forth below:

(1) Subpart E—Lead Iodide Cathodes—NSPS.

Pollutant or pollutant property	Maximum for any 1 day	Maximum for monthly average
	Metric units—mg/kg of lead	
	English units—pounds per 1,000,000 pounds of lead	
Chromium	23.34	9.46
Lead	17.66	8.20
Iron	75.70	38.48
TSS	946.2	756.96
pH	(¹)	(¹)

¹ Within the range of 7.5–10.0 at all times.

(2) Subpart E—Iron Disulfide Cathodes—NSPS.

Pollutant or pollutant property	Maximum for any 1 day	Maximum for monthly average
	Metric units—mg/kg of Iron disulfide	
	English units—pounds per 1,000,000 pounds of Iron disulfide	
Chromium	2.79	1.13
Lead	2.11	0.98
Iron	9.05	4.60
TSS	113.1	90.5
pH	(¹)	(¹)

¹ Within the range of 7.5–10.0 at all times.

(3) Subpart E—Miscellaneous Wastewater Streams—NSPS.

Environmental Protection Agency

§ 461.63

Pollutant or pollutant property	Maximum for any 1 day	Maximum for monthly average
	Metric units—mg/kg of cells produced	
	English units—pounds per 1,000,000 pounds of cells produced	
Chromium	0.039	0.016
Lead	0.030	0.014
Iron	0.129	0.066
TSS	1.62	1.30
pH	(¹)	(¹)

¹ Within the range of 7.5–10.0 at all times.

(4) Subpart E—Air Scrubbers—NSPS.

Pollutant or pollutant property	Maximum for any 1 day	Maximum for monthly average
	Metric units—mg/kg of cells produced	
	English units—pounds per 1,000,000 pounds of cells produced	
TSS	434.0	207.0
pH	(¹)	(¹)

¹ Within the range of 7.5–10.0 at all times.

(b) There shall be no discharge allowance for process wastewater pollutants from any battery manufacturing operation other than those battery manufacturing operations listed above.

§ 461.54 [Reserved]

§ 461.55 Pretreatment standards for new sources (PSNS).

(a) Except as provided in § 403.7 any new source subject to this subpart that introduces pollutants into a publicly owned treatment works must comply with 40 CFR part 403 and achieve the following pretreatment standards for new sources listed below:

(1) Subpart E—Lead Iodide Cathodes—PSNS.

Pollutant or pollutant property	Maximum for any 1 day	Maximum for monthly average
	Metric units—mg/kg of lead	
	English units—pounds per 1,000,000 pounds of lead	
Chromium	23.34	9.46
Lead	17.66	8.20

(2) Subpart E—Iron Disulfide Cathodes—PSNS.

Pollutant or pollutant property	Maximum for any 1 day	Maximum for monthly average
	Metric units—mg/kg of iron disulfide	
	English units—pounds per 1,000,000 pounds of iron disulfide	
Chromium	2.79	1.13
Lead	2.11	0.98

(3) Subpart E—Miscellaneous Wastewater Streams—PSNS.

Pollutant or pollutant property	Maximum for any 1 day	Maximum for monthly average
	Metric units—mg/kg of cells produced	
	English units—pounds per 1,000,000 pounds of cells produced	
Chromium	0.039	0.016
Lead	0.030	0.014

(b) There shall be no discharge allowance for process wastewater pollutants from any battery manufacturing operation other than those battery manufacturing operations listed above.

Subpart F—Magnesium Subcategory

§ 461.60 Applicability; description of the magnesium subcategory.

This subpart applies to discharges to waters of the United States and introduction of pollutants into publicly owned treatment works from the manufacturing of magnesium anode batteries.

§§ 461.61–461.62 [Reserved]

§ 461.63 New source performance standards (NSPS).

(a) The discharge of wastewater pollutants from any new source subject to this subpart shall not exceed the standards set forth below:

(1) Subpart F—Silver Chloride Cathodes—Chemically Reduced—NSPS.

§ 461.64

Pollutant or pollutant property	Maximum for any 1 day	Maximum for monthly average
	Metric units—mg/kg of silver processed	
	English units—pounds per 1,000,000 pounds of silver processed	
Lead	22.93	10.65
Silver	23.75	9.83
Iron	98.28	49.96
TSS	1,228.5	982.8
COD	4,095.0	1,999.0
pH	(¹)	(¹)

¹ Within the range of 7.5–10.0 at all times.

(2) Subpart F—Silver Chloride Cathodes—Electrolytic—NSPS.

Pollutant or pollutant property	Maximum for any 1 day	Maximum for monthly average
	Metric units—mg/kg of silver processed	
	English units—pounds per 1,000,000 pounds of silver processed	
Lead	40.6	18.9
Silver	42.1	17.4
Iron	174.0	88.5
TSS	2,175.0	1,740.0
COD	7,250.0	3,540.0
pH	(¹)	(¹)

¹ Within the range of 7.5–10.0 at all times.

(3) Subpart F—Cell Testing—NSPS.

Pollutant or pollutant property	Maximum for any 1 day	Maximum for monthly average
	Metric units—mg/kg of cells produced	
	English units—pounds per 1,000,000 pounds of cells produced	
Lead	19.5	7.89
Silver	15.3	6.31
Iron	63.1	32.1
TSS	789.0	631.2
COD	2,630.0	1,290.0
pH	(¹)	(¹)

¹ Within the range of 7.5–10.0 at all times.

(4) Subpart F—Floor and Equipment Wash—NSPS.

40 CFR Ch. I (7–1–21 Edition)

Pollutant or pollutant property	Maximum for any 1 day	Maximum for monthly average
	Metric units—mg/kg of cells produced	
	English units—pounds per 1,000,000 pounds of cells produced	
Lead	0.026	0.012
Silver	0.027	0.011
Iron	0.112	0.057
COD	4.70	2.30
TSS	1.41	1.13
pH	(¹)	(¹)

¹ Within the range of 7.5–10.0 at all times.

(5) Subpart F—Air Scrubber—NSPS.

Pollutant or pollutant property	Maximum for any 1 day	Maximum for monthly average
	Metric units—mg/kg of cells produced	
	English units—pounds per 1,000,000 pounds of cells produced	
TSS	8,467.0	4,030.0
pH	(¹)	(¹)

¹ Within the range of 7.5–10.0 at all times.

(b) There shall be no discharge allowance for process wastewater pollutants from any battery manufacturing operation other than those battery manufacturing operations listed above.

[49 FR 9134, Mar. 9, 1984; 49 FR 13879, Apr. 9, 1984]

§ 461.64 Pretreatment standards for existing sources (PSES).

(a) Except as provided in 40 CFR 403.7 and 403.13, any existing source subject to this subpart that introduces pollutants into a publicly owned treatment works must comply with 40 CFR part 403 and achieve the following pretreatment standards for existing sources listed below:

(1) Subpart F—Silver Chloride Cathodes—Chemically Reduced—PSES.

Pollutant or pollutant property	Maximum for any 1 day	Maximum for monthly average
	Metric units—mg/kg of silver processed	
	English units—pounds per 1,000,000 pounds of silver processed	
Lead	1,032.36	491.60
Silver	1,007.78	417.86

Environmental Protection Agency

§ 461.65

(2) Subpart F—Silver Chloride Cathodes—Electrolytic—PSES.

Pollutant or pollutant property	Maximum for any 1 day	Maximum for monthly average
	Metric units—mg/kg of silver processed English units—pounds per 1,000,000 pounds of silver processed	
Lead	60.9	29.0
Silver	59.5	24.7

(3) Subpart F—Cell Testing—PSES.

Pollutant or pollutant property	Maximum for any 1 day	Maximum for monthly average
	Metric units—mg/kg of cells produced English units—pounds per 1,000,000 pounds of cells produced	
Lead	22.1	10.5
Silver	21.6	8.9

(4) Subpart F—Floor and Equipment Wash—PSES.

Pollutant or pollutant property	Maximum for any 1 day	Maximum for monthly average
	Metric units—mg/kg of cells produced English units—pounds per 1,000,000 pounds of cells produced	
Lead	0.039	0.018
Silver	0.038	0.015

(b) There shall be no discharge allowance for process wastewater pollutants from any battery manufacturing operation other than those battery manufacturing operations listed above.

§ 461.65 Pretreatment standards for new sources (PSNS).

(a) Except as provided in § 403.7 any new source subject to this subpart that introduces pollutants into a publicly owned treatment works must comply with 40 CFR part 403 and achieve the following pretreatment standards for new sources listed below:

(1) Subpart F—Silver Chloride Cathodes—Chemically Reduced—PSNS.

Pollutant or pollutant property	Maximum for any 1 day	Maximum for monthly average
	Metric units—mg/kg of silver processed English units—pounds per 1,000,000 pounds of silver processed	
Lead	22.93	10.65
Silver	23.75	9.83

(2) Subpart F—Silver Chloride Cathodes—Electrolytic PSNS.

Pollutant or pollutant property	Maximum for any 1 day	Maximum for monthly average
	Metric units—mg/kg of silver processed English units—pounds per 1,000,000 pounds of silver processed	
Lead	40.6	18.9
Silver	42.1	17.4

(3) Subpart F—Cell Testing—PSNS.

Pollutant or pollutant property	Maximum for any 1 day	Maximum for monthly average
	Metric units—mg/kg of cells produced English units—pounds per 1,000,000 pounds of cells produced	
Lead	19.5	7.89
Silver	15.3	6.31

(4) Subpart F—Floor and Equipment Wash—PSNS.

Pollutant or pollutant property	Maximum for any 1 day	Maximum for monthly average
	Metric units—mg/kg of cells produced English units—pounds per 1,000,000 pounds of cells produced	
Lead	0.026	0.012
Silver	0.027	0.011

(b) There shall be no discharge allowance for process wastewater pollutants from any battery manufacturing operation other than those battery manufacturing operations listed above.

Subpart G—Zinc Subcategory**§ 461.70 Applicability; description of the zinc subcategory.**

This subpart applies to discharges to waters of the United States, and introductions of pollutants into publicly owned treatment works from the manufacturing of zinc anode batteries.

§ 461.71 Effluent limitations representing the degree of effluent reduction attainable by the application of the best practicable control technology currently available (BPT).

(a) Except as provided in 40 CFR 125.30 through 125.32, any existing point source subject to this subpart must achieve the following effluent limitations representing the degree of effluent reduction attainable by the application of the best practicable control technology currently available:

(1) Subpart G—Wet Amalgamated Powder Anodes.

BPT EFFLUENT LIMITATIONS

Pollutant or pollutant property	Maximum for any 1 day	Maximum for monthly average
	Metric units—mg/kg of Zinc English units—pounds per 1,000,000 pounds of Zinc	
Chromium	1.67	0.68
Mercury	0.95	0.38
Silver	1.56	0.65
Zinc	5.55	2.32
Manganese	2.58	1.10
Oil and grease	76.0	45.6
TSS	155.8	74.1
pH	(¹)	(¹)

¹ Within the range of 7.5–10.0 at all times.

(2) Subpart G—Gelled Amalgam Anodes.

BPT EFFLUENT LIMITATIONS

Pollutant or pollutant property	Maximum for any 1 day	Maximum for monthly average
	Metric units—mg/kg of Zinc English units—pounds per 1,000,000 pounds of Zinc	
Chromium	0.30	0.12
Mercury	0.17	0.07
Silver	0.28	0.12
Zinc	0.99	0.42
Manganese	0.46	0.20
Oil and grease	13.6	8.16
TSS	27.9	13.26
pH	(¹)	(¹)

¹ Within the range of 7.5–10.0 at all times.

(3) Subpart G—Zinc Oxide, Formed Anodes.

BPT EFFLUENT LIMITATIONS

Pollutant or pollutant property	Maximum for any 1 day	Maximum for monthly average
	Metric units—mg/kg of Zinc English units—pounds per 1,000,000 pounds of Zinc	
Chromium	62.9	25.7
Mercury	35.8	14.3
Silver	58.7	24.3
Zinc	208.8	87.2
Manganese	97.2	41.5
Oil and grease	2,860.0	1,716.0
TSS	5,863.0	2,789.0
pH	(¹)	(¹)

¹ Within the range of 7.5–10.0 at all times.

(4) Subpart G—Electrodeposited Anodes.

BPT EFFLUENT LIMITATIONS

Pollutant or pollutant property	Maximum for any 1 day	Maximum for monthly average
	Metric units—mg/kg of zinc deposited English units—pounds per 1,000,000 pounds of zinc deposited	
Chromium	1,404.0	574.0
Mercury	798.0	319.0
Silver	1,308.0	543.0
Zinc	4,657.0	1,946.0
Manganese	2,169.0	925.0
Oil and grease	63,800.0	38,280.0
TSS	130,700.0	62,210.0
pH	(¹)	(¹)

¹ Within the range of 7.5–10.0 at all times.

(5) Subpart G—Silver Powder, Formed Cathodes.

Environmental Protection Agency

\$461.71

BPT EFFLUENT LIMITATIONS

Pollutant or pollutant property	Maximum for any 1 day	Maximum for monthly average
	Metric units—mg/kg of silver applied English units—pounds per 1,000,000 pounds of silver applied	
Chromium	86.2	35.3
Mercury	49.0	19.6
Silver	80.4	33.3
Zinc	286.2	119.6
Manganese	133.3	56.8
Oil and grease	3,920.0	2,350.0
TSS	8,036.0	3,822.0
pH	(¹)	(¹)

¹ Within the range of 7.5–10.0 at all times.

(6) Subpart G—Silver Oxide Powder, Formed Cathodes.

BPT EFFLUENT LIMITATIONS

Pollutant or pollutant property	Maximum for any 1 day	Maximum for monthly average
	Metric units—mg/kg of silver applied English units—pounds per 1,000,000 pounds of silver applied	
Chromium	57.7	23.6
Mercury	32.8	13.1
Silver	53.7	22.3
Zinc	191.3	79.9
Manganese	89.1	38.0
Oil and grease	2,620.0	1,570.0
TSS	5,370.0	2,554.0
pH	(¹)	(¹)

¹ Within the range of 7.5–10.0 at all times.

(7) Subpart G—Silver Peroxide Cathodes.

BPT EFFLUENT LIMITATIONS

Pollutant or pollutant property	Maximum for any 1 day	Maximum for monthly average
	Metric units—mg/kg of silver applied English units—pounds per 1,000,000 pounds of silver applied	
Chromium	13.8	5.65
Mercury	7.85	3.14
Silver	12.9	5.34
Zinc	45.8	19.2
Manganese	21.4	9.11
Oil and grease	628.0	377.0
TSS	1,287.0	612.0
pH	(¹)	(¹)

¹ Within the range of 7.5–10.0 at all times.

(8) Subpart G—Nickel Impregnated Cathodes.

BPT EFFLUENT LIMITATIONS

Pollutant or pollutant property	Maximum for any 1 day	Maximum for monthly average
	Metric units—mg/kg of nickel applied English units—pounds per 1,000,000 pounds of nickel applied	
Chromium	721.6	295.2
Mercury	410.0	164.0
Nickel	3,149.0	2,083.0
Silver	672.4	279.0
Zinc	2,394.4	1,000.4
Manganese	1,115.2	475.6
Oil and grease	32,800.0	19,680.0
TSS	67,240.0	31,980.0
pH	(¹)	(¹)

¹ Within the range of 7.5–10.0 at all times.

(9) Subpart G—Miscellaneous Wastewater Streams.

BPT EFFLUENT LIMITATIONS

Pollutant or pollutant property	Maximum for any 1 day	Maximum for monthly average
	Metric units—mg/kg of cells produced English units—pounds per 1,000,000 pounds of cells produced	
Chromium	3.85	1.58
Cyanide	2.54	1.05
Mercury	2.19	0.88
Nickel	16.82	11.12
Silver	3.59	1.49
Zinc	12.79	5.34
Manganese	5.96	2.54
Oil and grease	175.20	105.12
TSS	359.16	170.82
pH	(¹)	(¹)

¹ Within the range of 7.5–10.0 at all times.

(10) Subpart G—Silver Etch.

§ 461.72

40 CFR Ch. I (7–1–21 Edition)

BPT EFFLUENT LIMITATIONS

Pollutant or pollutant property	Maximum for any 1 day	Maximum for monthly average
	Metric units—mg/kg of silver processed	
	English units—pounds per 1,000,000 pounds of silver processed	
Chromium	21.6	8.84
Mercury	12.3	4.91
Silver	20.2	8.35
Zinc	71.7	30.0
Manganese	33.4	14.3
Oil and grease	982.0	589.2
TSS	2,013.1	957.5
pH	(¹)	(¹)

¹ Within the range of 7.5–10.0 at all times.

(11) Subpart G—Silver Peroxide Production.

BPT EFFLUENT LIMITATIONS

Pollutant or pollutant property	Maximum for any 1 day	Maximum for monthly average
	Metric units—mg/kg of silver peroxide processed	
	English units—pounds per 1,000,000 pounds of silver peroxide processed	
Chromium	23.0	9.40
Mercury	13.1	5.22
Silver	21.4	8.88
Zinc	76.2	31.80
Manganese	35.5	15.10
Oil and grease	1,044.0	627.00
TSS	2,140.0	1,018.00
pH	(¹)	(¹)

¹ Within the range of 7.5–10.0 at all times.

(12) Subpart G—Silver Powder Production.

BPT EFFLUENT LIMITATIONS

Pollutant or pollutant property	Maximum for any 1 day	Maximum for monthly average
	Metric units—mg/kg of silver powder processed	
	English units—pounds per 1,000,000 pounds of silver powder processed	
Chromium	9.33	3.82
Mercury	5.30	2.12
Silver	8.69	3.61
Zinc	30.95	12.93
Manganese	14.42	6.15
Oil and grease	424.0	254.40
TSS	869.0	413.40
pH	(¹)	(¹)

¹ Within the range of 7.5–10.0 at all times.

(b) There shall be no discharge allowance for process wastewater pollutants from any battery manufacturing operation other than those battery manufacturing operations listed above.

[49 FR 9134, Mar. 9, 1984; 49 FR 13879, Apr. 9, 1984]

§ 461.72 Effluent limitations representing the degree of effluent reduction attainable by the application of the best available technology economically achievable (BAT).

(a) Except as provided in 40 CFR 125.30 through 125.32, any existing point source subject to this subpart must achieve the following effluent limitations representing the degree of effluent reduction attainable by the application of the best available technology economically achievable:

(1) Subpart G—Wet Amalgamated Powder Anodes.

BAT EFFLUENT LIMITATIONS

Pollutant or pollutant property	Maximum for any 1 day	Maximum for monthly average
	Metric units—mg/kg of Zinc	
	English units—pounds per 1,000,000 pounds of Zinc	
Chromium	0.24	0.099
Mercury	0.14	0.055
Silver	0.23	0.093
Zinc	0.80	0.34
Manganese	0.37	0.16

(2) Subpart G—Gelled Amalgam Anodes.

BAT EFFLUENT LIMITATIONS

Pollutant or pollutant property	Maximum for any 1 day	Maximum for monthly average
	Metric units—mg/kg of Zinc	
	English units—pounds per 1,000,000 pounds of Zinc	
Chromium	0.030	0.012
Mercury	0.017	0.007
Silver	0.028	0.012
Zinc	0.099	0.042
Manganese	0.046	0.020

(3) Subpart G—Zinc Oxide Formed Anodes.

Environmental Protection Agency

\$461.72

BAT EFFLUENT LIMITATIONS

Pollutant or pollutant property	Maximum for any 1 day	Maximum for monthly average
	Metric units—mg/kg of Zinc English units—pounds per 1,000,000 pounds of Zinc	
Chromium	9.53	3.90
Mercury	5.42	2.17
Silver	8.89	3.68
Zinc	31.64	13.22
Manganese	14.74	6.28

(4) Subpart G—Electrodeposited Anodes.

BAT EFFLUENT LIMITATIONS

Pollutant or pollutant property	Maximum for any 1 day	Maximum for monthly average
	Metric units—mg/kg of zinc deposited English units—pounds per 1,000,000 pounds of zinc deposited	
Chromium	94.47	38.65
Mercury	53.68	21.47
Silver	88.03	36.50
Zinc	313.46	130.97
Manganese	146.00	62.26

(5) Subpart G—Silver Powder Formed Cathodes.

BAT EFFLUENT LIMITATIONS

Pollutant or pollutant property	Maximum for any 1 day	Maximum for monthly average
	Metric units—mg/kg of silver applied English units—pounds per 1,000,000 pounds of silver applied	
Chromium	13.07	5.35
Mercury	7.43	2.97
Silver	12.18	5.05
Zinc	43.36	18.12
Manganese	20.20	8.61

(6) Subpart G—Silver Oxide Powder Formed Cathodes.

BAT EFFLUENT LIMITATIONS

Pollutant or pollutant property	Maximum for any 1 day	Maximum for monthly average
	Metric units—mg/kg of silver applied English units—pounds per 1,000,000 pounds of silver applied	
Chromium	8.73	3.57
Mercury	4.96	1.99
Silver	8.14	3.37
Zinc	28.98	12.11
Manganese	13.50	5.76

(7) Subpart G—Silver Peroxide Cathodes.

BAT EFFLUENT LIMITATIONS

Pollutant or pollutant property	Maximum for any 1 day	Maximum for monthly average
	Metric units—mg/kg of silver applied English units—pounds per 1,000,000 pounds of silver applied	
Chromium	2.09	0.87
Mercury	1.19	0.48
Silver	1.95	0.81
Zinc	6.95	2.90
Manganese	3.24	1.38

(8) Subpart G—Nickel Impregnated Cathodes.

BAT EFFLUENT LIMITATIONS

Pollutant or pollutant property	Maximum for any 1 day	Maximum for monthly average
	Metric units—mg/kg of nickel applied English units—pounds per 1,000,000 pounds of nickel applied	
Chromium	88.0	36.0
Mercury	50.0	20.0
Nickel	384.0	254.0
Silver	82.0	34.0
Zinc	292.0	122.0
Manganese	136.0	58.0

(9) Subpart G—Miscellaneous Wastewater Streams.

§ 461.73

BAT EFFLUENT LIMITATIONS

Pollutant or pollutant property	Maximum for any 1 day	Maximum for monthly average
	Metric units—mg/kg of cells produced English units—pounds per 1,000,000 pounds of cells produced	
Chromium	0.57	0.23
Cyanide	0.38	0.16
Mercury	0.32	0.13
Nickel	2.48	1.64
Silver	0.53	0.22
Zinc	1.88	0.79
Manganese	0.88	0.37

(10) Subpart G—Silver Etch.

BAT EFFLUENT LIMITATIONS

Pollutant or pollutant property	Maximum for any 1 day	Maximum for monthly average
	Metric units—mg/kg of silver processed English units—pounds per 1,000,000 pounds of silver processed	
Chromium	3.27	1.34
Mercury	1.86	0.74
Silver	3.05	1.26
Zinc	10.86	4.54
Manganese	5.06	2.16

(11) Subpart G—Silver Peroxide Production.

BAT EFFLUENT LIMITATIONS

Pollutant or pollutant property	Maximum for any 1 day	Maximum for monthly average
	Metric units—mg/kg of silver peroxide produced English units—pounds per 1,000,000 pounds of silver peroxide produced	
Chromium	3.48	1.42
Mercury	1.98	0.79
Silver	3.24	1.34
Zinc	11.55	4.83
Manganese	5.38	2.29

(12) Subpart G—Silver Powder Production.

40 CFR Ch. I (7–1–21 Edition)

BAT EFFLUENT LIMITATIONS

Pollutant or pollutant property	Maximum for any 1 day	Maximum for monthly average
	Metric units—mg/kg of silver powder produced English units—pounds per 1,000,000 pounds of silver powder produced	
Chromium	1.41	0.58
Mercury	0.80	0.32
Silver	1.32	0.55
Zinc	4.69	1.96
Manganese	2.18	0.93

(b) There shall be no discharge allowance for process wastewater pollutants from any battery manufacturing operation other than those battery manufacturing operations listed above.

[49 FR 9134, Mar. 9, 1984; 49 FR 13879, Apr. 9, 1984]

§ 461.73 New source performance standards. (NSPS).

(a) The discharge of wastewater pollutants from any new source subject to this subpart shall not exceed the standards set forth below:

(1) Subpart G—Zinc Oxide Formed Anodes—NSPS.

Pollutant or pollutant property	Maximum for any 1 day	Maximum for monthly average
	Metric units—mg/kg of zinc English units—pounds per 1,000,000 pounds of zinc	
Chromium	4.55	1.97
Mercury	2.82	1.19
Silver	4.55	1.97
Zinc	0.87	0.39
Manganese	6.50	4.98
Oil and grease	216.7	216.7
TSS	325.0	260.0
pH	(¹)	(¹)

¹ Within the limits of 7.5–10.0 at all times.

(2) Subpart G—Electrodeposited Anodes—NSPS.

Environmental Protection Agency

\$461.73

Pollutant or pollutant property	Maximum for any 1 day	Maximum for monthly average
	Metric units—mg/kg of zinc deposited	
	English units—pounds per 1,000,000 pounds of zinc deposited	
Chromium	45.09	19.54
Mercury	27.91	11.81
Silver	45.09	19.54
Zinc	8.59	3.86
Manganese	64.41	49.38
Oil and grease	2,147.00	2,147.00
TSS	3,220.50	2,576.40
pH	(¹)	(¹)

¹ Within the limits of 7.5–10.0 at all times.

(3) Subpart G—Silver Powder Formed Cathodes—NSPS.

Pollutant or pollutant property	Maximum for any 1 day	Maximum for monthly average
	Metric units—mg/kg of silver applied	
	English units—pounds per 1,000,000 pounds of silver applied	
Chromium	6.24	2.70
Mercury	3.86	1.63
Silver	6.24	2.70
Zinc	1.19	0.53
Manganese	8.91	6.83
Oil and grease	297.00	297.00
TSS	445.5	356.40
pH	(¹)	(¹)

¹ Within the limits of 7.5–10.0 at all times.

(4) Subpart G—Silver Oxide Powder Formed Cathodes—NSPS.

Pollutant or pollutant property	Maximum for any 1 day	Maximum for monthly average
	Metric units—mg/kg of silver applied	
	English units—pounds per 1,000,000 pounds of silver applied	
Chromium	4.17	1.81
Mercury	2.58	1.09
Silver	4.17	1.81
Zinc	0.79	0.36
Manganese	5.96	4.57
Oil and grease	198.5	198.5
TSS	297.8	238.2
pH	(¹)	(¹)

¹ Within the limits of 7.5–10.0 at all times.

(5) Subpart G—Silver Peroxide Cathodes—NSPS.

Pollutant or pollutant property	Maximum for any 1 day	Maximum for monthly average
	Metric units—mg/kg of silver applied	
	English units—pounds per 1,000,000 pounds of silver applied	
Chromium	1.00	0.43
Mercury	0.62	0.26
Silver	1.00	0.43
Zinc	0.19	0.09
Manganese	1.43	1.09
Oil and grease	47.6	47.6
TSS	71.4	57.1
pH	(¹)	(¹)

¹ Within the limits of 7.5–10.0 at all times.

(6) Subpart G—Nickel Impregnated Cathodes—NSPS.

Pollutant or pollutant property	Maximum for any 1 day	Maximum for monthly average
	Metric units—mg/kg of nickel applied	
	English units—pounds per 1,000,000 pounds of nickel applied	
Chromium	42.0	18.2
Mercury	26.0	11.0
Nickel	42.0	18.2
Silver	42.0	18.2
Zinc	8.0	3.6
Manganese	60.0	46.0
Oil and grease	2,000.0	2,000.0
TSS	3,000.0	2,400.00
pH	(¹)	(¹)

¹ Within the limits of 7.5–10.0 at all times.

(7) Subpart G—Miscellaneous Waste-water Streams—NSPS.

Pollutant or pollutant property	Maximum for any 1 day	Maximum for monthly average
	Metric units—mg/kg of cells produced	
	English units—pounds per 1,000,000 pounds of cells produced	
Chromium	0.27	0.12
Cyanide	0.039	0.016
Mercury	0.17	0.07
Nickel	0.27	0.12
Silver	0.27	0.12
Zinc	0.05	0.02
Manganese	0.39	0.30
Oil and grease	12.90	12.90
TSS	19.35	15.48
pH	(¹)	(¹)

¹ Within the limits of 7.5–10.0 at all times.

(8) Subpart G—Silver Etch—NSPS.

§ 461.74

Pollutant or pollutant property	Maximum for any 1 day	Maximum for monthly average
	Metric units—mg/kg of silver processed English units—pounds per 1,000,000 pounds of silver processed	
Chromium	1.56	0.68
Mercury	0.97	0.41
Silver	1.56	0.68
Zinc	0.30	0.13
Manganese	2.23	1.71
Oil and grease	74.40	74.40
TSS	111.60	89.28
pH	(¹)	(¹)

¹ Within the limits of 7.5–10.0 at all times.

(9) Subpart G—Silver Peroxide Production—NSPS.

Pollutant or pollutant property	Maximum for any 1 day	Maximum for monthly average
	Metric units—mg/kg of silver peroxide produced English units—pounds per 1,000,000 pounds of silver peroxide produced	
Chromium	1.66	0.72
Mercury	1.03	0.44
Silver	1.66	0.72
Zinc	0.32	0.14
Manganese	2.37	1.82
Oil and grease	79.10	79.10
TSS	118.65	94.92
pH	(¹)	(¹)

¹ Within the limits of 7.5–10.0 at all times.

(10) Subpart G—Silver Powder Production—NSPS.

Pollutant or pollutant property	Maximum for any 1 day	Maximum for monthly average
	Metric units—mg/kg of silver powder produced English units—pounds per 1,000,000 pounds of silver powder produced	
Chromium	0.67	0.29
Mercury	0.42	0.18
Silver	0.67	0.29
Zinc	0.13	0.06
Manganese	0.96	0.74
Oil and grease	32.10	32.10
TSS	48.15	38.52
pH	(¹)	(¹)

¹ Within the limits of 7.5–10.0 at all times.

(b) There shall be no discharge allowance for process wastewater pollutants from any battery manufacturing operation other than those battery manufacturing operations listed above.

40 CFR Ch. I (7–1–21 Edition)

§ 461.74 Pretreatment standards for existing sources (PSES).

(a) Except as provided in 40 CFR 403.7 and 403.13, any existing source subject to this subpart that introduces pollutants into a publicly owned treatment works must comply with 40 CFR part 403 and achieve the following pretreatment standards for existing sources:

(1) Subpart G—Wet Amalgamated Powder Anode—PSES.

Pollutant or pollutant property	Maximum for any 1 day	Maximum for monthly average
	Metric units—mg/kg of zinc English units—pounds per 1,000,000 pounds of zinc	
Chromium	0.24	0.099
Mercury	0.14	0.055
Silver	0.23	0.093
Zinc	0.80	0.34
Manganese	0.37	0.16

(2) Subpart G—Gelled Amalgam Anodes—PSES.

Pollutant or pollutant property	Maximum for any 1 day	Maximum for monthly average
	Metric units—mg/kg of zinc English units—pounds per 1,000,000 pounds of zinc	
Chromium	0.030	0.12
Mercury	0.017	0.006
Silver	0.028	0.012
Zinc	0.099	0.042
Manganese	0.046	0.020

(3) Subpart G—Zinc Oxide Formed Anodes—PSES.

Pollutant or pollutant property	Maximum for any 1 day	Maximum for monthly average
	Metric units—mg/kg of zinc English units—pounds per 1,000,000 pounds of zinc	
Chromium	9.53	3.90
Mercury	5.42	2.17
Silver	8.89	3.68
Zinc	31.64	13.22
Manganese	14.74	6.28

(4) Subpart G—Electrodeposited Anodes—PSES.

Environmental Protection Agency

§ 461.74

Pollutant or pollutant property	Maximum for any 1 day	Maximum for monthly average
	Metric units—mg/kg of zinc deposited	
	English units—pounds per 1,000,000 pounds of zinc deposited	
Chromium	94.47	38.65
Mercury	53.68	21.47
Silver	88.03	36.50
Zinc	313.46	130.97
Manganese	146.00	62.26

(5) Subpart G—Silver Powder Formed Cathodes—PSES.

Pollutant or pollutant property	Maximum for any 1 day	Maximum for monthly average
	Metric units—mg/kg of silver applied	
	English units—pounds per 1,000,000 pounds of silver applied	
Chromium	13.07	5.35
Mercury	7.43	2.97
Silver	12.18	5.05
Zinc	43.36	18.12
Manganese	20.20	8.61

(6) Subpart G—Silver Oxide Powder Formed Cathodes—PSES.

Pollutant or pollutant property	Maximum for any 1 day	Maximum for monthly average
	Metric units—mg/kg of silver applied	
	English units—pounds per 1,000,000 pounds of silver applied	
Chromium	8.73	3.57
Mercury	4.96	1.99
Silver	8.14	3.37
Zinc	28.98	12.11
Manganese	13.50	5.76

(7) Subpart G—Silver Peroxide Cathodes—PSES.

Pollutant or pollutant property	Maximum for any 1 day	Maximum for monthly average
	Metric units—mg/kg of silver applied	
	English units—pounds per 1,000,000 pounds of silver applied	
Chromium	2.09	0.87
Mercury	1.19	0.48
Silver	1.95	0.81
Zinc	6.95	2.90
Manganese	3.24	1.38

(8) Subpart G—Nickel Impregnated Cathodes—PSES.

Pollutant or pollutant property	Maximum for any 1 day	Maximum for monthly average
	Metric units—mg/kg of nickel applied	
	English units—pounds per 1,000,000 pounds of nickel applied	
Chromium	88.0	36.0
Mercury	50.0	20.0
Nickel	384.0	254.0
Silver	82.0	34.0
Zinc	292.0	122.0
Manganese	136.0	58.0

(9) Subpart G—Miscellaneous Waste-water Streams—PSES.

Pollutant or pollutant property	Maximum for any 1 day	Maximum for monthly average
	Metric units—mg/kg of cells produced	
	English units—pounds per 1,000,000 pounds of cells produced	
Chromium	0.57	0.23
Cyanide	0.38	0.16
Mercury	0.32	0.13
Nickel	2.48	1.64
Silver	0.53	0.22
Zinc	1.88	0.79
Manganese	0.88	0.37

(10) Subpart G—Silver Etch—PSES.

Pollutant or pollutant property	Maximum for any 1 day	Maximum for monthly average
	Metric units—mg/kg of silver processed	
	English units—pounds per 1,000,000 pounds of silver processed	
Chromium	3.27	1.34
Mercury	1.86	0.74
Silver	3.05	1.26
Zinc	10.86	4.54
Manganese	5.06	2.16

(11) Subpart G—Silver Peroxide Production—PSES.

§ 461.75

Pollutant or pollutant property	Maximum for any 1 day	Maximum for monthly average
	Metric units—mg/kg of silver peroxide produced English units—pounds per 1,000,000 pounds of silver peroxide produced	
Chromium	3.48	1.42
Mercury	1.98	0.79
Silver	3.24	1.34
Zinc	11.55	4.83
Manganese	5.38	2.29

(12) Subpart G—Silver Powder Production—PSES.

Pollutant or pollutant property	Maximum for any 1 day	Maximum for monthly average
	Metric units—mg/kg of silver powder produced English units—pounds per 1,000,000 pounds of silver powder produced	
Chromium	1.41	0.58
Mercury	0.80	0.32
Silver	1.32	0.55
Zinc	4.69	1.96
Manganese	2.18	0.93

(b) There shall be no discharge allowance for process wastewater pollutants from any battery manufacturing operation other than those battery manufacturing operations listed above.

§ 461.75 Pretreatment standards for new sources (PSNS).

(a) Except as provided in § 403.7 any new source subject to this subpart that introduces pollutants into a publicly owned treatment works must comply with 40 CFR part 403 and achieve the following pretreatment standards for new sources listed below:

(1) Subpart G—Zinc Oxide Formed Anodes—PSNS.

Pollutant or pollutant property	Maximum for any 1 day	Maximum for monthly average
	Metric units—mg/kg of zinc English units—pounds per 1,000,000 pounds of zinc	
Chromium	4.55	1.97
Mercury	2.82	1.19
Silver	4.55	1.97
Zinc	0.87	0.39
Manganese	6.50	4.98

(2) Subpart G—Electrodeposited Anodes—PSNS.

40 CFR Ch. I (7–1–21 Edition)

Pollutant or pollutant property	Maximum for any 1 day	Maximum for monthly average
	Metric units—mg/kg of zinc deposited English units—pounds per 1,000,000 pounds of zinc deposited	
Chromium	45.09	19.54
Mercury	27.91	11.81
Silver	45.09	19.54
Zinc	8.59	3.86
Manganese	64.41	49.38

(3) Subpart G—Silver Powder Formed Cathodes—PSNS.

Pollutant or pollutant property	Maximum for any 1 day	Maximum for monthly average
	Metric units—mg/kg of silver applied English units—pounds per 1,000,000 pounds of silver applied	
Chromium	6.24	2.70
Mercury	3.86	1.63
Silver	6.24	2.70
Zinc	1.19	0.53
Manganese	8.91	6.83

(4) Subpart G—Silver Oxide Powder Formed Cathodes—PSNS.

Pollutant or pollutant property	Maximum for any 1 day	Maximum for monthly average
	Metric units—mg/kg of silver applied English units—pounds per 1,000,000 pounds of silver applied	
Chromium	4.17	1.81
Mercury	2.58	1.09
Silver	4.17	1.81
Zinc	0.79	0.36
Manganese	5.96	4.57

(5) Subpart G—Silver Peroxide Cathodes—PSNS.

Pollutant or pollutant property	Maximum for any 1 day	Maximum for monthly average
	Metric units—mg/kg of silver applied English units—pounds per 1,000,000 pounds of silver applied	
Chromium	1.00	0.43
Mercury	0.62	0.26
Silver	1.00	0.43
Zinc	0.19	0.09
Manganese	1.43	1.09

Environmental Protection Agency

Pt. 463

(6) Subpart G—Nickel Impregnated Cathodes—PSNS.

Pollutant or pollutant property	Maximum for any 1 day	Maximum for monthly average
	Metric units—mg/kg of nickel applied	
	English units—pounds per 1,000,000 pounds of nickel applied	
Chromium	42.0	18.2
Mercury	26.0	11.0
Nickel	42.0	18.2
Silver	42.0	18.2
Zinc	8.0	3.6
Manganese	60.0	46.0

(7) Subpart G—Miscellaneous Wastewater Streams—PSNS.

Pollutant or pollutant property	Maximum for any 1 day	Maximum for monthly average
	Metric units—mg/kg of cells produced	
	English units—pounds per 1,000,000 pounds of cells produced	
Chromium	0.27	0.12
Cyanide	0.039	0.016
Mercury	0.17	0.07
Nickel	0.27	0.12
Silver	0.27	0.12
Zinc	0.05	0.02
Manganese	0.39	0.30

(8) Subpart G—Silver Etch—PSNS.

Pollutant or pollutant property	Maximum for any 1 day	Maximum for monthly average
	Metric units—mg/kg of silver processed	
	English units—pounds per 1,000,000 pounds of silver processed	
Chromium	1.56	0.68
Mercury	0.97	0.41
Silver	1.56	0.68
Zinc	0.30	0.13
Manganese	2.23	1.71

(9) Subpart G—Silver Peroxide Production—PSNS.

Pollutant or pollutant property	Maximum for any 1 day	Maximum for monthly average
	Metric units—mg/kg of silver peroxide produced	
	English units—pounds per 1,000,000 pounds of silver peroxide produced	
Chromium	1.66	0.72
Mercury	1.03	0.44
Silver	1.66	0.72
Zinc	0.32	0.14
Manganese	2.37	1.82

(10) Subpart G—Silver Powder Production—PSNS.

Pollutant or pollutant property	Maximum for any 1 day	Maximum for monthly average
	Metric units—mg/kg of silver powder produced	
	English units—pounds per 1,000,000 pounds of silver powder produced	
Chromium	0.67	0.29
Mercury	0.42	0.18
Silver	0.67	0.29
Zinc	0.13	0.06
Manganese	0.96	0.74

(b) There shall be no discharge allowance for process wastewater pollutants from any battery manufacturing operation other than those battery manufacturing operations listed above.

[49 FR 9134, Mar. 9, 1984; 49 FR 13879, Apr. 9, 1984]

PART 463—PLASTICS MOLDING AND FORMING POINT SOURCE CATEGORY

GENERAL PROVISIONS

Sec.

463.1 Applicability.

463.2 General definitions.

463.3 Monitoring and reporting requirements.

Subpart A—Contact Cooling and Heating Water Subcategory

463.10 Applicability; description of the contact cooling and heating water subcategory.

463.11 Specialized definitions.

463.12 Effluent limitations guidelines representing the degree of effluent reduction attainable by the application of the best practicable control technology currently available.

§ 463.1

40 CFR Ch. I (7–1–21 Edition)

- 463.13 Effluent limitations guidelines representing the degree of effluent reduction attainable by the application of the best available technology economically achievable.
- 463.14 New source performance standards.
- 463.15 Pretreatment standards for existing sources.
- 463.16 Pretreatment standards for new sources.
- 463.17 Effluent limitations guidelines representing the degree of effluent reduction attainable by the application of the best conventional pollutant control technology.

Subpart B—Cleaning Water Subcategory

- 463.20 Applicability; description of the cleaning water subcategory.
- 463.21 Specialized definitions.
- 463.22 Effluent limitations guidelines representing the degree of effluent reduction attainable by the application of the best practicable control technology currently available.
- 463.23 Effluent limitations guidelines representing the degree of effluent reduction attainable by the application of the best available technology economically achievable.
- 463.24 New source performance standards.
- 463.25 Pretreatment standards for existing sources.
- 463.26 Pretreatment for new sources.
- 463.27 Effluent limitations guidelines representing the degree of effluent reduction attainable by the application of the best conventional pollutant control technology. [Reserved]

Subpart C—Finishing Water Subcategory

- 463.30 Applicability; description of the finishing water subcategory.
- 463.31 Specialized definitions.
- 463.32 Effluent limitations guidelines representing the degree of effluent reduction attainable by the application of the best practicable control technology currently available.
- 463.33 Effluent limitations guidelines representing the degree of effluent reduction attainable by the application of the best available technology economically achievable.
- 463.34 New source performance standards.
- 463.35 Pretreatment standards for existing sources.
- 463.36 Pretreatment standards for new sources.
- 463.37 Effluent limitations guidelines representing the degree of effluent reduction attainable by the application of the best conventional pollutant control technology. [Reserved]

AUTHORITY: Secs. 301, 304 (b), (c), (e), and (g), 306 (b) and (c), 307, 308, and 501, Clean Water Act (Federal Water Pollution Control Act Amendments of 1972, as amended by Clean Water Act of 1977) (the “Act”); 33 U.S.C. 1311, 1314 (b), (c), (e) and (g), 1316 (b) and (c), 1317 (b) and (c), 1318, and 1361; 86 Stat. 816, Pub. L. 92–500; 91 Stat. 1567, Pub. L. 95–217.

SOURCE: 49 FR 49047, Dec. 17, 1984, unless otherwise noted.

GENERAL PROVISIONS

§ 463.1 Applicability.

(a) This part applies to any plastics molding and forming process that discharges or may discharge pollutants to waters of the United States or that introduces pollutants into a publicly owned treatment works. Plastics molding and forming processes include processes that blend, mold, form, or otherwise process plastic materials into intermediate or final plastic products. They include commonly recognized processes such as extrusion, molding, coating and laminating, thermoforming, calendering, casting, foaming, cleaning, and finishing.

(b) Plastics molding and forming processes (e.g., extrusion and pelletizing) used by plastics resin manufacturers to process crude intermediate plastic material for shipment off-site are excluded from this regulation and regulated under the organic chemicals, plastics, and synthetic fibers category. Plastics molding and forming processes used by plastic resin manufacturers to process crude intermediate plastic materials, which are further processed on-site into intermediate or final plastics products in molding and forming processes, are controlled by the effluent limitations guidelines and standards for the plastics molding and forming category in this part.

(c) Processes that coat a plastic material onto a substrate may fall within the definition of electroplating and metal finishing as defined in 40 CFR parts 413 and 433. These coating processes are excluded from the effluent limitations guidelines and standards for the electroplating and metal finishing point source categories and are subject to the plastics molding and forming regulation in this part.

(d) Coating of plastic material onto a formed metal substrate is also covered by the plastics molding and forming effluent limitations guidelines and standards and is not covered by the specific metal forming guidelines such as aluminum forming (40 CFR part 467), copper forming (40 CFR part 468), and nonferrous metals forming (40 CFR part 471). However, the plastics molding and forming effluent limitations guidelines and standards in this part apply only to the coating process; the metal forming operations are subject to the specific metal forming regulation.

(e) Research and development laboratories that produce plastic products using a plastics molding and forming process are subject to the effluent limitations guidelines and standards in this part if the plastics molding and forming process discharges process water. The mass of plastic product produced in the plastics molding and forming process is not considered when determining the applicability of the plastics molding and forming regulation in this part to plastics molding and forming processes at research and development laboratories.

(f) Chemical and thermal reticulation processes for polyurethane foam are not subject to the effluent limitations guidelines and standards in this part. Water used in those processes is not considered to be process water as defined in this regulation. Processes used to further mold or form the reticulated foam are subject, however, to this regulation if they discharge process water.

(g) Processes used to regenerate cellulose and to produce a product (e.g., rayon) from the regenerated cellulose are not subject to the effluent limitations guidelines and standards in this part. Processes that mold or form cellulose derivatives (e.g., cellulose acetate) are subject to the effluent limitations guidelines and standards in this part if they discharge process water.

[49 FR 49047, Dec. 17, 1984; 50 FR 18249, Apr. 30, 1985]

§ 463.2 General definitions.

In addition to the definitions set forth in 40 CFR part 401, the following definitions apply to this part:

(a) “Plastics molding and forming” is a manufacturing process in which plastic materials are blended, molded, formed, or otherwise processed into intermediate or final products.

(b) “Process water” is any raw, service, recycled, or reused water that contacts the plastic product or contacts shaping equipment surfaces such as molds and mandrels that are, or have been, in contact with the plastic product.

(c) “Contact cooling and heating water” is process water that contacts the raw materials or plastic product for the purpose of heat transfer during the plastics molding and forming process.

(d) “Cleaning water” is process water used to clean the surface of an intermediate or final plastic product or to clean the surfaces of equipment used in plastics molding and forming that contact an intermediate or final plastic product. It includes water used in both the detergent wash and rinse cycles of a cleaning process.

(e) “Finishing” water is processed water used to remove waste plastic material generated during a finishing process or to lubricate a plastic product during a finishing process. It includes water used to machine or to assemble intermediate or final plastic products.

(f) “Plastic material” is a synthetic organic polymer (*i.e.*, a thermoset polymer, a thermoplastic polymer, or a combination of a natural polymer and a thermoset or thermoplastic polymer) that is solid in its final form and that was shaped by flow. The material can be either a homogeneous polymer or a polymer combined with fillers, plasticizers, pigments, stabilizers, or other additives.

(g) “Crude intermediate plastic material” is plastic material formulated in an on-site polymerization process.

(h) “Mass of pollutant that can be discharged” is the pollutant mass calculated by multiplying the pollutant concentration times the average process water usage flow rate.

§ 463.3 Monitoring and reporting requirements.

The “monthly average” regulatory values shall be the basis for the monthly average effluent limitations guidelines and standards in direct discharge permits. Compliance with the monthly average effluent limitations guidelines and standards is required regardless of the number of samples analyzed and averaged.

Subpart A—Contact Cooling and Heating Water Subcategory

§ 463.10 Applicability; description of the contact cooling and heating water subcategory.

This subpart applies to discharges of pollutants from processes in the contact cooling and heating water subcategory to waters of the United States and the introduction of such pollutants into publicly owned treatment works. Processes in the contact cooling and heating water subcategory are processes where process water comes in contact with plastic materials or plastic products for the purpose of heat transfer during plastics molding and forming.

§ 463.11 Specialized definitions.

For the purpose of this subpart:

(a) The “average process water usage flow rate” of a contact cooling and heating water process in liters per day is equal to the volume of process water (liters) used per year by a process divided by the number of days per year the process operates. The “average process water usage flow rate” for a plant with more than one plastics molding and forming process that uses contact cooling and heating water is the sum of the “average process water usage flow rates” for the contact cooling and heating processes.

(b) The “volume of process water used per year” is the volume of process water that flows through a contact cooling and heating water process and comes in contact with the plastic product over a period of one year.

§ 463.12 Effluent limitations guidelines representing the degree of effluent reduction attainable by the application of the best practicable control technology currently available.

Except as provided in 40 CFR 125.30 through 125.32, any existing point source subject to this subpart must achieve the effluent limitations guidelines (*i.e.*, mass of pollutant discharged) representing the degree of effluent reduction attainable by the application of the best practicable control technology currently available, which are calculated by multiplying the average process water usage flow rate for the contact cooling and heating water processes at a point source times the following pollutant concentrations:

SUBPART A

[Contact cooling and heating water]

Concentration used to calculate BPT effluent limitations	
Pollutant or pollutant property	Maximum for any 1 day (mg/l)
BOD ₅	26
Oil and grease	29
TSS	19
pH	(¹)

¹ Within the range of 6.0 to 9.0 at all times.

The permit authority will obtain the average process water usage flow rate for the contact cooling and heating water processes from the permittee.

§ 463.13 Effluent limitations guidelines representing the degree of effluent reduction attainable by the application of the best available technology economically achievable.

(a) The BAT effluent limitations guidelines for bis(2-ethylhexyl) phthalate are reserved.

(b) The Agency has determined that, with the exception of bis(2-ethylhexyl) phthalate, there are no toxic pollutants in treatable concentrations in contact cooling and heating water. Accordingly, the Agency is promulgating BAT effluent limitations guidelines equal to the BPT effluent limitations guidelines.

§ 463.14 New source performance standards.

(a) NSPS for bis(2-ethylhexyl) phthalate are reserved.

Environmental Protection Agency

§ 463.21

(b) Any new source subject to this subpart must achieve performance standards (*i.e.*, mass of pollutant discharged), which are calculated by multiplying the average process water usage flow rate for the contact cooling and heating water processes at a new source times the following pollutant concentrations:

SUBPART A [Contact cooling and heating water]	
Concentration used to calculate NSPS	
Pollutant or pollutant property	Maximum for any 1 day (mg/l)
BOD ₅	26
Oil and grease	29
TSS	19
pH	(¹)

¹ Within the range of 6.0 to 9.0 at all times.

The permit authority will obtain the average process water usage flow rate for the new source contact cooling and heating water processes from the permittee.

§ 463.15 Pretreatment standards for existing sources.

(a) PSES for bis(2-ethylhexyl) phthalate are reserved.

(b) Any existing source subject to this subpart that introduces pollutants into a publicly owned treatment works must comply with 40 CFR part 403—General Pretreatment Regulations.

§ 463.16 Pretreatment standards for new sources.

(a) PSNS for bis(2-ethylhexyl)phthalate are reserved.

(b) Any new source subject to this subpart that introduces pollutants into a publicly owned treatment works must comply with 40 CFR part 403—General Pretreatment Regulations.

§ 463.17 Effluent limitations guidelines representing the degree of effluent reduction attainable by the application of the best conventional pollutant control technology.

Except as provided in 40 CFR 125.30 through 125.32, any existing point source subject to this subpart must achieve the effluent limitations guidelines (*i.e.*, mass of pollutant discharged) representing the degree of effluent reduction attainable by the ap-

plication of the best conventional pollutant control technology, which are calculated by multiplying the average process water usage flow rate for the contact cooling and heating water processes at a point source times the following pollutant concentrations:

SUBPART A [Contact cooling and heating water]	
Concentration used to calculate BCT effluent limitations	
Pollutant or pollutant property	Maximum for any 1 day (mg/l)
BOD ₅	26
Oil and grease	29
TSS	19
pH	(¹)

¹ Within the range of 6.0 to 9.0 at all times.

The permit authority will obtain the average process water usage flow rate for the contact cooling and heating water processes from the permittee.

Subpart B—Cleaning Water Subcategory

§ 463.20 Applicability; description of the cleaning water subcategory.

This subpart applies to discharges of pollutants from processes in the cleaning water subcategory to waters of the United States and the introduction of such pollutants into publicly owned treatment works. Processes in the cleaning water subcategory are processes where water comes in contact with the plastic product for the purpose of cleaning the surface of the product and where water comes in contact with shaping equipment, such as molds and mandrels, that contact the plastic material for the purpose of cleaning the equipment surfaces.

§ 463.21 Specialized definitions.

For the purpose of this subpart:

(a) The “average process water usage flow rate” of a cleaning water process in liters per day is equal to the volume of process water (liters) used per year by a process divided by the number of days per year the process operates. The “average process water usage flow rate” for a plant with more than one plastics molding and forming process that uses cleaning water is the sum of

§ 463.22

the “average process water usage flow rates” for the cleaning processes.

(b) The “volume of process water used per year” is the volume of process water that flows through a cleaning process and comes in contact with the plastic product over a period of one year.

§ 463.22 Effluent limitations guidelines representing the degree of effluent reduction attainable by the application of the best practicable control technology currently available.

Except as provided in 40 CFR 125.30 through 125.32, any existing point source subject to this subpart must achieve the effluent limitations guidelines (*i.e.*, mass of pollutant discharged) representing the degree of effluent reduction attainable by the application of the best practicable control technology currently available, which are calculated by multiplying the average process water usage flow rate for the cleaning water processes at a point source times the following pollutant concentrations:

SUBPART B
[Cleaning water]

Concentration used to calculate BPT effluent limitations		
Pollutant or pollutant property	Maximum for any 1 day (mg/l)	Maximum for monthly average (mg/l)
BOD ₅	49	22
Oil and grease	71	17
TSS	117	36
pH	(¹)	(¹)

¹ Within the range of 6.0 to 9.0 at all times.

The permit authority will obtain the average process water usage flow rate for the cleaning water processes from the permittee.

§ 463.23 Effluent limitations guidelines representing the degree of effluent reduction attainable by the application of the best available technology economically achievable.

The Agency has determined that there are insignificant quantities of

40 CFR Ch. I (7–1–21 Edition)

toxic pollutants in cleaning process wastewaters after compliance with applicable BPT effluent limitations guidelines. Accordingly, because the BPT level of treatment provides adequate control, the Agency is establishing BAT effluent limitations guidelines equal to the BPT effluent limitations guidelines.

§ 463.24 New source performance standards.

Any new source subject to this subpart must achieve performance standards (*i.e.*, mass of pollutant discharged) calculated by multiplying the average process water usage flow rate for cleaning processes at a new source times the following pollutant concentrations:

SUBPART B
[Cleaning water]

Concentration used to calculate NSPS		
Pollutant or pollutant property	Maximum for any 1 day (mg/l)	Maximum for monthly average (mg/l)
BOD ₅	49	22
Oil and Grease	71	17
TSS	117	36
pH	(¹)	(¹)

¹ Within the range of 6.0 to 9.0 at all times.

The permit authority will obtain the average process water usage flow rate for the new source cleaning water processes from the permittee.

§ 463.25 Pretreatment standards for existing sources.

Any existing source subject to this subpart that introduces pollutants into a publicly owned treatment works must comply with 40 CFR part 403—General Pretreatment Regulations.

§ 463.26 Pretreatment for new sources.

Any new source subject to this subpart that introduces pollutants into a publicly owned treatment works must comply with 40 CFR part 403—General Pretreatment Regulations.

Environmental Protection Agency

§ 463.34

§ 463.27 Effluent limitations guidelines representing the degree of effluent reduction attainable by the application of the best conventional pollutant control technology. [Reserved]

Subpart C—Finishing Water Subcategory

§ 463.30 Applicability; description of the finishing water subcategory.

This subpart applies to discharges of pollutants from processes in the finishing water subcategory to waters of the United States and the introduction of such pollutants into publicly owned treatment works. Processes in the finishing water subcategory are processes where water comes in contact with the plastic product during finishing.

§ 463.31 Specialized definitions.

For the purpose of this subpart:

(a) The “average process water usage flow rate” of a finishing water process in liters per day is equal to the volume of process water (liters) used per year by a process divided by the number of days per year the process operates. The “average process water usage flow rate” for a plant with more than one plastics molding and forming process that uses finishing water is the sum of the “average process water usage flow rates” for the finishing processes.

(b) The “volume of process water used per year” is the volume of process water that flows through a finishing water process and comes in contact with the plastics product over a period of one year.

§ 463.32 Effluent limitations guidelines representing the degree of effluent reduction attainable by the application of the best practicable control technology currently available.

Except as provided in 40 CFR 125.30 through 125.32, any existing point source subject to this subpart must achieve the effluent limitations guidelines (*i.e.*, mass of pollutant discharged) representing the degree of effluent reduction attainable by the application of the best practicable con-

trol technology currently available, which are calculated by multiplying the average process water usage flow rate for the finishing water processes at a point source times the following pollutant concentrations:

SUBPART C

[Finishing water]

Concentration used to calculate BPT effluent limitations		
Pollutant or pollutant property	Maximum for any 1 day (mg/l)	Maximum for monthly average (mg/l)
TSS	130	37
pH	(¹)	(¹)

¹ Within the range of 6.0 to 9.0 at all times.

The permit authority will obtain the average process water usage flow rate for the finishing water processes from the permittee.

§ 463.33 Effluent limitations guidelines representing the degree of effluent reduction attainable by the application of the best available technology economically achievable.

(a) The BAT effluent limitations guidelines for bis(2-ethylhexyl) phthalate, di-n-butyl phthalate, and dimethyl phthalate are reserved.

(b) The Agency has determined that, with the exception of bis(2-ethylhexyl) phthalate, di-n-butyl phthalate, and dimethyl phthalate, there are no toxic pollutants in treatable concentrations in finishing waters. Accordingly, the Agency is promulgating BAT effluent limitations guidelines equal to BPT effluent limitations guidelines.

§ 463.34 New source performance standards.

(a) NSPS for bis(2-ethylhexyl) phthalate, di-n-butyl phthalate, and dimethyl phthalate are reserved.

(b) Any new source subject to this subpart must achieve performance standards (*i.e.*, mass of pollutant discharged), which are calculated by multiplying the average process water usage flow rate for the finishing water processes at a new source times the following pollutant concentrations:

§ 463.35

SUBPART C [Finishing water]

Concentration used to calculate NSPS		
Pollutant or pollutant property	Maximum for any 1 day (mg/l)	Maximum for monthly average (mg/l)
TSS	130	37
pH	(¹)	(¹)

¹ Within the range of 6.0 to 9.0 at all times.

The permit authority will obtain the average process water usage flow rate for the new source finishing water processes from the permittee.

§ 463.35 Pretreatment standards for existing sources.

(a) PSES for bis(2-ethylhexyl) phthalate, di-n-butyl phthalate, and dimethyl phthalate are reserved.

(b) Any existing source subject to this subpart that introduces pollutants into a publicly owned treatment works must comply with 40 CFR part 403—General Pretreatment Regulations.

§ 463.36 Pretreatment standards for new sources.

(a) PSNS for bis(2-ethylhexyl) phthalate, di-n-butyl phthalate, and dimethyl phthalate are reserved.

(b) Any new source subject to this subpart that introduces pollutants into a publicly owned treatment works must comply with 40 CFR part 403—General Pretreatment Regulations.

§ 463.37 Effluent limitations guidelines representing the degree of effluent reduction attainable by the application of the best conventional pollutant control technology. [Reserved]

PART 464—METAL MOLDING AND CASTING POINT SOURCE CATEGORY

GENERAL PROVISIONS

Sec.

464.01 Applicability.

464.02 General definitions.

464.03 Monitoring and reporting requirements.

464.04 Compliance date for PSES.

40 CFR Ch. I (7–1–21 Edition)

Subpart A—Aluminum Casting Subcategory

464.10 Applicability; description of the aluminum casting subcategory.

464.11 Specialized definitions.

464.12 Effluent limitations guidelines representing the degree of effluent reduction attainable by the application of the best practicable control technology currently available.

464.13 Effluent limitations guidelines representing the degree of effluent reduction attainable by the application of the best available technology economically achievable.

464.14 New source performance standards.

464.15 Pretreatment standards for existing sources.

464.16 Pretreatment standards for new sources.

464.17 Effluent limitations guidelines representing the degree of effluent reduction attainable by the application of the best conventional pollutant control technology. [Reserved]

Subpart B—Copper Casting Subcategory

464.20 Applicability; description of the copper casting subcategory.

464.21 Specialized definitions.

464.22 Effluent limitations guidelines representing the degree of effluent reduction attainable by the application of the best practicable control technology currently available.

464.23 Effluent limitations guidelines representing the degree of effluent reduction attainable by the application of the best available technology economically achievable.

464.24 New source performance standards.

464.25 Pretreatment standards for existing sources.

464.26 Pretreatment standards for new sources.

464.27 Effluent limitations guidelines representing the degree of effluent reduction attainable by the application of the best conventional pollutant control technology. [Reserved]

Subpart C—Ferrous Casting Subcategory

464.30 Applicability; description of the ferrous casting subcategory.

464.31 Specialized definitions.

464.32 Effluent limitations guidelines representing the degree of effluent reduction attainable by the application of the best practicable control technology currently available.

464.33 Effluent limitations guidelines representing the degree of effluent reduction attainable by the application of the best

Environmental Protection Agency

§ 464.02

available technology economically achievable.

464.34 New source performance standards.

464.35 Pretreatment standards for existing sources.

464.36 Pretreatment standards for new sources.

464.37 Effluent limitations guidelines representing the degree of effluent reduction attainable by the application of the best conventional pollutant control technology. [Reserved]

Subpart D—Zinc Casting Subcategory

464.40 Applicability; description of the zinc casting subcategory.

464.41 Specialized definitions.

464.42 Effluent limitations guidelines representing the degree of effluent reduction attainable by the application of the best practicable control technology currently available.

464.43 Effluent limitations guidelines representing the degree of effluent reduction attainable by the application of the best available technology economically achievable.

464.44 New source performance standards.

464.45 Pretreatment standards for existing sources.

464.46 Pretreatment standards for new sources.

464.47 Effluent limitations guidelines representing the degree of effluent reduction attainable by the application of the best conventional pollutant control technology. [Reserved]

AUTHORITY: Secs. 301, 304 (b), (c), (e), and (g), 306 (b) and (c), 307, 308, and 501 of the Clean Water Act (Federal Water Pollution Control Act Amendments of 1972, as amended by the Clean Water Act of 1977) (the “Act”); 33 U.S.C. 1311, 1314 (b), (c), (e) and (g), 1316 (b) and (c), 1317 (b) and (c), 1318, and 1361; 86 Stat. 816, Pub. L. 92-500; 91 Stat. 1567, Pub. L. 95-217.

SOURCE: 50 FR 45247, Oct. 30, 1985, unless otherwise noted.

GENERAL PROVISIONS

§ 464.01 Applicability.

(a) This part applies to metal molding and casting facilities that discharge or may discharge pollutants to waters of the United States or that introduce pollutants into a publicly owned treatment works.

§ 464.02 General definitions.

In addition to the definitions set forth in 40 CFR part 401, the following definitions apply to this part:

(a) *Aluminum casting.* The remelting of aluminum or an aluminum alloy to form a cast intermediate or final product by pouring or forcing the molten metal into a mold, except for ingots, pigs, or other cast shapes related to nonferrous (primary and secondary) metals manufacturing (40 CFR part 421) and aluminum forming (40 CFR part 467). Processing operations following the cooling of castings not covered under aluminum forming, except for grinding scrubber operations which are covered here, are covered under the electroplating and metal finishing point source categories (40 CFR parts 413 and 433).

(b) *Copper casting.* The remelting of copper or a copper alloy to form a cast intermediate or final product by pouring or forcing the molten metal into a mold, except for ingots, pigs, or other cast shapes related to nonferrous (primary and secondary) metals manufacturing (40 CFR part 421). Also excluded are casting of beryllium alloys in which beryllium is present at 0.1 or greater percent by weight and precious metals alloys in which the precious metal is present at 30 or greater percent by weight. Except for grinding scrubber operations which are covered here, processing operations following the cooling of castings are covered under the electroplating and metal finishing point source categories (40 CFR parts 413 and 433).

(c) *Ferrous casting.* The remelting of ferrous metals to form a cast intermediate or finished product by pouring the molten metal into a mold. Except for grinding scrubber operations which are covered here, processing operations following the cooling of castings are covered under the electroplating and metal finishing point source categories (40 CFR parts 413 and 433).

(d) *Zinc casting.* The remelting of zinc or zinc alloy to form a cast intermediate or final product by pouring or forcing the molten metal into a mold, except for ingots, pigs, or other cast shapes related to nonferrous (primary) metals manufacturing (40 CFR part 421) and nonferrous metals forming (40 CFR part 471). Processing operations following the cooling of castings not covered under nonferrous metals forming are covered under the electroplating

§ 464.03

and metal finishing point source categories (40 CFR parts 413 and 433).

(e) *POTW* shall mean “publicly owned treatment works.”

(f) A *non-continuous discharger* is a plant which does not discharge pollutants during specific periods of time for reasons other than treatment plant upset, such periods being at least 24 hours in duration. A typical example of a non-continuous discharger is a plant where wastewaters are routinely stored for periods in excess of 24 hours to be treated on a batch basis. For non-continuous discharging direct discharging plants, NPDES permit authorities shall apply the mass-based annual average effluent limitations or standards and the concentration-based maximum day and maximum for monthly average effluent limitations or standards established in the regulations. POTWs may elect to establish concentration-based standards for non-continuous discharges to POTWs. They may do so by establishing concentration-based pretreatment standards equivalent to the mass-based standards provided in §§ 464.15, 464.16, 464.25, 464.26, 464.35, 464.36, 464.45, and 464.46 of the regulations. Equivalent concentration standards may be established by following the procedures outlined in § 464.03(b).

(g) *Total phenols* shall mean total phenolic compounds as measured by the procedure listed in 40 CFR part 136 (distillation followed by colorimetric—4AAP).

(h) Sm^3 shall mean standard cubic meters.

(i) *SCF* shall mean standard cubic feet.

(j) *Total toxic organics* (TTO) shall mean the sum of the mass of each of the toxic organic compounds which are found at a concentration greater than 0.010 mg/l. The specialized definitions for each subpart contain a discrete list of toxic organic compounds comprising TTO for each process segment in which TTO is regulated.

§ 464.03 Monitoring and reporting requirements.

(a) As an alternative to monitoring for TTO (total toxic organics), an indirect discharging plant may elect to monitor for Oil and Grease instead. Compliance with the Oil and Grease

40 CFR Ch. I (7–1–21 Edition)

standard shall be considered equivalent to complying with the TTO standard. Alternate Oil and Grease standards are provided as substitutes for the TTO standards provided in §§ 464.15, 464.16, 464.25, 464.26, 464.35, 464.36, 464.45, and 464.46.

(b) POTWs may establish concentration standards rather than mass standards, but must ensure that the concentration standards are exactly equivalent to the mass-based standards provided in §§ 464.15, 464.16, 464.25, 464.26, 464.35, 464.36, 464.45, and 464.46. Equivalent concentration standards may be determined by multiplying the mass-based standards included in the regulations by an appropriate measurement of average production, raw material usage, or air scrubber flow (kkg of metal poured, kkg of sand reclaimed, or standard cubic meters of air scrubbed) and dividing by an appropriate measure of average discharge flow to the POTW, taking into account the proper conversion factors to ensure that the units (mg/l) are correct.

(c) The “monthly average” regulatory values shall be the basis for the monthly average effluent limitations guidelines and standards in direct discharge permits and for pretreatment standards. Compliance with the monthly average effluent limitations guidelines and standards is required regardless of the number of samples analyzed and averaged.

§ 464.04 Compliance date for PSES.

The compliance date of PSES is October 31, 1988.

Subpart A—Aluminum Casting Subcategory

§ 464.10 Applicability; description of the aluminum casting subcategory.

The provisions of this subpart are applicable to discharges to waters of the United States and to the introduction of pollutants into publicly owned treatment works resulting from aluminum casting operations as defined in § 464.02(a).

§ 464.11 Specialized definitions.

For the purpose of this subpart:

(a) *Total toxic organics* (TTO). TTO is a regulated parameter under PSES

Environmental Protection Agency

§ 464.12

(§ 464.15) and PSNS (§ 464.16) for the aluminum subcategory and is comprised of a discrete list of toxic organic pollutants for each process segment where it is regulated, as follows:

(1) Casting Quench (§ 464.15(b) and § 464.16(b)):

4. benzene
21. 2,4,6-trichlorophenol
22. Para-chloro meta-cresol
23. chloroform (trichloromethane)
34. 2,4-dimethylphenol
39. fluoranthene
44. methylene chloride (dichloromethane)
65. phenol
66. bis(2-ethylhexyl) phthalate
67. butyl benzyl phthalate
84. pyrene
85. tetrachloroethylene
87. trichloroethylene

(2) Die Casting (§ 464.15(c) and § 464.16(c)):

1. acenaphthene
4. benzene
7. chlorobenzene
11. 1,1,1-trichloroethane
21. 2,4,6-trichlorophenol
22. para-chloro meta-cresol
23. chloroform (trichloromethane)
34. 2,4-dimethylphenol
39. fluoranthene
44. methylene chloride (dichloromethane)
55. naphthalene
65. phenol
66. bis(2-ethylhexyl) phthalate
67. butyl benzyl phthalate
68. di-n-butyl phthalate
70. diethyl phthalate
72. benzo (a)anthracene (1,2-benzanthracene)
73. benzo (a)pyrene (3,4-benzopyrene)
76. chrysene
78. anthracene
80. fluorene
81. phenanthrene
84. pyrene
85. tetrachloroethylene
86. toluene

(3) Dust Collection Scrubber (§ 464.15(d) and § 464.16(d)):

1. acenaphthene
21. 2,4,6-trichlorophenol
23. chloroform (trichloromethane)
34. 2,4-dimethylphenol
39. fluoranthene
44. methylene chloride (dichloromethane)
65. phenol
66. bis (2-ethylhexyl) phthalate
68. di-n-butyl phthalate
70. diethyl phthalate
73. benzo (a)pyrene (3,4-benzopyrene)
84. pyrene

(4) Investment Casting (§ 464.15(f) and § 464.16(f)):

11. 1,1,1-trichloroethane
23. chloroform (trichloromethane)
44. methylene chloride (dichloromethane)
66. bis (2-ethylhexyl) phthalate
84. pyrene
85. tetrachloroethylene
87. trichloroethylene

(5) Melting Furnace Scrubber (§ 464.15(g) and § 464.16(g)):

1. acenaphthene
21. 2,4,6-trichlorophenol
23. chloroform (trichloromethane)
34. 2,4-dimethylphenol
39. fluoranthene
44. methylene chloride (dichloromethane)
65. phenol
66. bis (2-ethylhexyl) phthalate
68. di-n-butyl phthalate
70. diethyl phthalate
73. benzo (a)pyrene (3,4-benzopyrene)
84. pyrene

(6) Mold Cooling (§ 464.15(h) and § 464.16(h)):

4. benzene
21. 2,4,6-trichlorophenol
22. para-chloro meta-cresol
23. chloroform (trichloromethane)
34. 2,4-dimethylphenol
39. fluoranthene
44. methylene chloride
65. phenol
66. bis(2-ethylhexyl) phthalate
67. butyl benzyl phthalate
84. pyrene
85. tetrachloroethylene
87. trichloroethylene

§ 464.12 Effluent limitations guidelines representing the degree of effluent reduction attainable by the application of the best practicable control technology currently available.

Except as provided in 40 CFR 125.30 through 125.32, any existing point source subject to this subpart must achieve the following effluent limitations representing the degree of effluent reduction attainable by the application of the best practicable control technology currently available, except that non-continuous dischargers shall not be subject to the maximum day and maximum for monthly average mass (kg/1,000 kkg or lb/million lb of metal poured; kg/62.3 million Sm³ or lb/billion SCF of air scrubbed) effluent limitations for copper, lead, zinc, total phenols, oil and grease, and TSS. For

§ 464.12

non-continuous dischargers, annual average mass limitations and maximum day and maximum for monthly average concentration (mg/l) limitations shall apply. Concentration limitation and annual average mass limitation shall only apply to non-continuous dischargers.

(a) Casting Cleaning Operations.

BPT EFFLUENT LIMITATIONS

Pollutant or pollutant property	Maximum for any 1 day	Maximum for monthly average
	kg/1,000 kkg (pounds per million pounds) of metal poured	
Copper (T)	0.0771	0.0421
Lead (T)	0.0791	0.039
Zinc (T)	0.114	0.0431
Oil & grease	3.0	1.0
TSS	3.80	1.50
pH	(¹)	(¹)

¹ Within the range of 7.0 to 10.00 at all times.

	Maximum for any 1 day	Maximum for monthly average	Annual average ¹
	(mg/l) ²	(mg/l) ²	
Copper (T)	0.77	0.42	0.017
Lead (T)	0.79	0.39	0.022
Zinc (T)	1.14	0.43	0.027
Oil & grease	30	10	0.501
TSS	38	15	1.0
pH	(³)	(³)	(³)

¹ kg/1,000 kkg (pounds per million pounds) of metal poured.
² These concentrations must be multiplied by the ratio of (12/x) where x is the actual normalized process wastewater flow (in gallons per 1,000 pounds of metal poured) for a specific plant.

³ Within the range of 7.0 to 10.0 at all times.

(b) Casting Quench Operations.

BPT EFFLUENT LIMITATIONS

Pollutant or pollutant property	Maximum for any 1 day	Maximum for monthly average
	kg/1,000 kkg (pounds per million pounds) of metal poured	
Copper (T)	0.0093	0.0051
Lead (T)	0.0096	0.0047
Zinc (T)	0.0138	0.0052
Oil & grease	0.363	0.121
TSS	0.46	0.182
pH	(¹)	(¹)

¹ Within the range of 7.0 to 10.0 at all times.

40 CFR Ch. I (7-1-21 Edition)

	Maximum for any 1 day	Maximum for monthly average	Annual average ¹
	(mg/l) ²	(mg/l) ²	
Copper (T)	0.77	0.42	0.0021
Lead (T)	0.79	0.39	0.0027
Zinc (T)	1.14	0.43	0.0033
Oil & grease	30	10	0.0605
TSS	38	15	0.121
pH	(³)	(³)	(³)

¹ kg/1,000 kkg (pounds per million pounds) of metal poured.

² These concentrations must be multiplied by the ratio of (1.45/x) where x is the actual normalized process wastewater flow (in gallons per 1,000 pounds of metal poured) for a specific plant.

³ Within the range of 7.0 to 10.0 at all times.

(c) Die Casting Operations.

BPT EFFLUENT LIMITATIONS

Pollutant or pollutant property	Maximum for any 1 day	Maximum for monthly average
	kg/1,000 kkg (pounds per million pounds) of metal poured	
Copper (T)	0.0066	0.0036
Lead (T)	0.0068	0.0034
Zinc (T)	0.0098	0.0037
Total Phenols	0.0074	0.0026
Oil & Grease	0.259	0.0864
TSS	0.33	0.13
pH	(¹)	(¹)

¹ With the range of 7.0 to 10.0 at all times.

	Maximum for any 1 day	Maximum for monthly average	Annual average ¹
	(mg/l) (²)	(mg/l) (²)	
Copper (T)	0.77	0.42	0.0015
Lead (T)	0.79	0.39	0.0019
Zinc (T)	1.14	0.43	0.0023
Total Phenols	0.86	0.3	0.0017
Oil & Grease	30	10	0.0432
TSS	38	15	0.0864
pH	(³)	(³)	(³)

¹ kg/1,000 kkg (pounds per million pounds) of metal poured.

² These concentrations must be multiplied by the ratio of (1.04/x) where x is the actual normalized process wastewater flow (in gallons per 1,000 pounds of metal poured) for a specific plant.

³ Within the range of 7.0 to 10.0 at all times.

(d) Dust Collection Scrubber Operations.

Environmental Protection Agency

\$ 464.12

BPT EFFLUENT LIMITATIONS

Pollutant or pollutant property	Maximum for any 1 day	Maximum for monthly average
	kg/62.3 million per billion scrubbed	Sm ³ (pounds SCF) of air
Copper (T)	0.231	0.126
Lead (T)	0.237	0.117
Zinc (T)	0.343	0.129
Total Phenols	0.258	0.09
Oil & Grease	9.01	3.0
TSS	11.4	4.51
pH	(¹)	(¹)

¹ Within the range of 7.0 to 10.0 at all times.

	Maximum for any 1 day	Maximum for monthly average	Annual average ¹
	(mg/l) ²	mg/l) ²	
Copper (T)	0.77	0.42	0.0511
Lead (T)	0.79	0.39	0.0661
Zinc (T)	1.14	0.43	0.0811
Total Phenols	0.86	0.3	0.0601
Oil & Grease	30	10	1.5
TSS	38	15	3.0
pH	(³)	(³)	(³)

¹ kg/62.3 million SM³ (pounds per billion SCF) of air scrubbed.

² These concentrations must be multiplied by the ratio of (0.036/x) where x is the actual normalized process wastewater flow (in gallons per 1,000 SCF of air scrubbed) for a specific plant.

³ Within the range of 7.0 to 10.0 at all times.

(e) *Grinding Scrubber Operations.* No discharge of process wastewater pollutants to navigable waters.

(f) *Investment Casting.*

BPT EFFLUENT LIMITATIONS

Pollutant or pollutant property	Maximum for any 1 day	Maximum for monthly average
	kg/1,000 kkg (pounds per million pounds) of metal poured	
Copper (T)	8.48	4.63
Lead (T)	8.7	4.3
Zinc (T)	12.6	4.74
Oil and grease	330	110
TSS	419	165
pH	(¹)	(¹)

¹ Within the range of 7.0 to 10.0 at all times.

	Maximum for any 1 day	Maximum for monthly average	Annual average ¹
	(mg/l) ²	(mg/l) ²	
Copper (T)	0.77	0.42	1.87
Lead (T)	0.79	0.39	2.42
Zinc (T)	1.14	0.43	2.97
Oil and grease	30	10	55.1
TSS	38	15	110
pH	(³)	(³)	(³)

¹ kg/1,000 kkg (pounds per million pounds) of metal poured.

² These concentrations must be multiplied by the ratio of (1,320/x) where x is the actual normalized process wastewater flow (in gallons per 1,000 pounds of metal poured) for a specific plant.

³ Within the range of 7.0 to 10.0 at all times.

(g) *Melting Furnace Scrubber Operations.*

BPT EFFLUENT LIMITATIONS

Pollutant or pollutant property	Maximum for any 1 day	Maximum for monthly average
	kg/62.3 million per billion scrubbed	Sm ³ (pounds SCF) of air
Copper (T)	3.01	1.64
Lead (T)	3.09	1.52
Zinc (T)	4.45	1.68
Total phenols	3.36	1.17
Oil and grease	117	39.1
TSS	148	58.6
pH	(¹)	(¹)

¹ Within the range of 7.0 to 10.0 at all times.

	Maximum for any 1 day	Maximum for monthly average	Annual average ¹
	(mg/l) ²	(mg/l) ²	
Copper (T)	0.77	0.42	0.664
Lead (T)	0.79	0.39	0.859
Zinc (T)	1.14	0.43	1.05
Total phenols	0.86	0.3	0.781
Oil and grease	30	10	19.5
TSS	38	15	39.1
pH	(²)	(³)	(³)

¹ kg/62.3 million Sm³ (pounds per billion SCF) of air scrubbed.

² These concentrations must be multiplied by the ratio of (0.468/x) where x is the actual normalized process wastewater flow (in gallons per 1,000 SCF of air scrubbed) for a specific plant.

³ Within the range of 7.0 to 10.0 at all times.

(h) *Mold Cooling Operations.*

§ 464.13

40 CFR Ch. I (7–1–21 Edition)

BPT EFFLUENT LIMITATIONS

Pollutant or pollutant property	Maximum for any 1 day	Maximum for monthly average
	kg/1,000 kkg (pounds per million pounds) of metal poured	
Copper (T)	0.297	0.162
Lead (T)	0.305	0.151
Zinc (T)	0.44	0.166
Oil and grease	11.6	3.86
TSS	14.7	5.79
pH	(¹)	(¹)

¹ Within the range of 7.0 to 10.0 at all times.

	Maximum for any 1 day	Maximum for monthly average	Annual average ¹
	(mg/l) ¹	(mg/l) ¹	
Copper (T)	0.77	0.42	0.0656
Lead (T)	0.79	0.39	0.0849
Zinc (T)	1.14	0.43	0.104
Oil and grease	30	10	1.93
TSS	38	15	3.86
pH	(³)	(³)	(³)

¹ kg/1,000 kkg (pounds per million pounds) of metal

² These concentrations must be multiplied by the ratio of (46.3/x) where x is the actual normalized process wastewater flow (in gallons per 1,000 pounds of metal poured) for a specific plant.

³ Within the range of 7.0 to 10.0 at all times.

[50 FR 45247, Oct. 30, 1985; 51 FR 21760, June 16, 1986]

§ 464.13 Effluent limitations guidelines representing the degree of effluent reduction attainable by the application of the best available technology economically achievable.

Except as provided in 40 CFR 125.30 through 125.32, any existing point source subject to this subpart must achieve the following effluent limitations representing the degree of effluent reduction attainable by the application of the best available technology economically achievable, except that non-continuous dischargers shall not be subject to the maximum day and maximum for monthly average mass (kg/1,000 kkg or lb/million lb of metal poured; kg/62.3 million Sm³ or lb/billion SCF of air scrubbed) effluent limitations for copper, lead, zinc, and total phenols. For non-continuous dischargers, annual average mass limitations and maximum day and maximum for monthly average concentration (mg/l) limitations shall apply. Concentration limitations and annual average mass limitations shall only apply to non-continuous dischargers.

(a) *Casting Cleaning Operations.*

BAT EFFLUENT LIMITATIONS

Pollutant or pollutant property	Maximum for any 1 day	Maximum for monthly average
	kg/1,000 kkg (pounds per million pounds) of metal poured	
Copper (T)	0.0771	0.0421
Lead (T)	0.0791	0.039
Zinc (T)	0.114	0.0431

	Maximum for any 1 day	Maximum for monthly average	Annual average ¹
	(mg/l) ²	(mg/l) ²	
Copper (T)	0.77	0.42	0.017
Lead (T)	0.79	0.39	0.022
Zinc (T)	1.14	0.43	0.027

¹ kg/1,000 kkg (pounds per million pounds) of metal poured.

² These concentrations must be multiplied by the ratio of (12/x) where x is the actual normalized process wastewater flow (in gallons per 1,000 pounds of metal poured) for a specific plant.

(b) *Casting Quench Operations.*

BAT EFFLUENT LIMITATIONS

Pollutant or pollutant property	Maximum for any 1 day	Maximum for monthly average
	kg/1,000 kkg (pounds per million pounds) of metal poured	
Copper (T)	0.0093	0.0051
Lead (T)	0.0096	0.0047
Zinc (T)	0.0138	0.0052

	Maximum for any 1 day	Maximum for monthly average	Annual average ¹
	(mg/l) ²	(mg/l) ²	
Copper (T)	0.77	0.42	0.0021
Lead (T)	0.79	0.39	0.0027
Zinc (T)	1.14	0.43	0.0033

¹ kg/1,000 kkg (pounds per million pounds) of metal poured.

² These concentrations must be multiplied by the ratio of (1.45/x) where x is the actual normalized process wastewater flow (in gallons per 1,000 pounds of metal poured) for a specific plant.

(c) *Die Casting Operations.*

BAT EFFLUENT LIMITATIONS

Pollutant or pollutant property	Maximum for any 1 day	Maximum for monthly average
	kg/1,000 kkg (pounds per million pounds) of metal poured	
Copper (T)	0.0066	0.0036
Lead (T)	0.0068	0.0034
Zinc (T)	0.0098	0.0037
Total Phenols	0.0074	0.0026

Environmental Protection Agency

\$ 464.13

	Maximum for any 1 day	Maximum for monthly average	Annual aver- age ¹
	(mg/l) ²	(mg/l) ²	
Copper (T)	0.77	0.42	0.0015
Lead (T)	0.79	0.39	0.0019
Zinc (T)	1.14	0.43	0.0023
Total Phenols	0.86	0.3	0.0017

¹ kg/1,000 kkg (pounds per million pounds) of metal poured.

² These concentrations must be multiplied by the ratio of (1.04/x) where x is the actual normalized process wastewater flow (in gallons per 1,000 pounds of metal poured) for a specific plant.

(d) *Dust Collection Scrubber Operations.*

BAT EFFLUENT LIMITATIONS

Pollutant or pollutant property	Maximum for any 1 day	Maximum for monthly aver- age
	kg/62.3 million Sm ³ (pounds per billion SCF) of air scrubbed	
Copper (T)	0.231	0.126
Lead (T)	0.237	0.117
Zinc (T)	0.343	0.129
Total Phenols	0.258	0.09

	Maximum for any 1 day	Maximum for monthly average	Annual aver- age ¹
	(mg/l) ²	(mg/l) ²	
Copper (T)	0.77	0.42	0.0511
Lead (T)	0.79	0.39	0.0661
Zinc (T)	1.14	0.43	0.0811
Total Phenols	0.86	0.3	0.0601

¹ kg/62.3 million Sm³ (lb per billion SCF) of air scrubbed.

² These concentrations must be multiplied by the ratio of (0.036/x) where x is the actual normalized process wastewater flow (in gallons per 1,000 SCF of air scrubbed) for a specific plant.

(e) *Grinding Scrubber Operations.* No discharge of process wastewater pollutants to navigable waters.

(f) *Investment Casting.*

BAT EFFLUENT LIMITATIONS

Pollutant or pollutant property	Maximum for any 1 day	Maximum for monthly aver- age
	kg/1,000 kkg (pounds per million pounds) of metal poured	
Copper (T)	8.48	4.63
Lead (T)	8.7	4.3
Zinc (T)	12.6	4.74

	Maximum for any 1 day	Maximum for monthly average	Annual aver- age ¹
	(mg/l) ²	(mg/l) ²	
Copper (T)	0.77	0.42	1.87
Lead (T)	0.79	0.39	2.42
Zinc (T)	1.14	0.43	2.97

¹ kg/1,000 kkg (pounds per million pounds) of metal poured.

² These concentrations must be multiplied by the ratio of (1,320/x) where x is the actual normalized process wastewater flow (in gallons per 1,000 pounds of metal poured) for a specific plant.

(g) *Melting Furnace Scrubber Operations.*

BAT EFFLUENT LIMITATIONS

Pollutant or pollutant property	Maximum for any 1 day	Maximum for monthly aver- age
	kg/62.3 million Sm ³ (pounds per billion SCF) of air scrubbed	
Copper (T)	3.01	1.64
Lead (T)	3.09	1.52
Zinc (T)	4.45	1.68
Total phenols	3.36	1.17

	Maximum for any 1 day	Maximum for monthly average	Annual aver- age ¹
	(mg/l) ²	(mg/l) ²	
Copper (T)	0.77	0.42	0.664
Lead (T)	0.79	0.39	0.859
Zinc (T)	1.14	0.43	1.05
Total phenols	0.86	0.3	0.781

¹ kg/62.3 million Sm³ (pounds per billion SCF) of air scrubbed

² These concentrations must be multiplied by the ratio of (0.468/x) where x is the actual normalized process wastewater flow (in gallons per 1,000 SCF of air scrubbed) for a specific plant.

(h) *Mold Cooling Operations.*

BAT EFFLUENT LIMITATIONS

Pollutant or pollutant property	Maximum for any 1 day	Maximum for monthly aver- age
	kg/1,000 kkg (pounds per million pounds) of metal poured	
Copper (T)	0.297	0.162
Lead (T)	0.305	0.151
Zinc (T)	0.44	0.166

	Maximum for any 1 day	Maximum for monthly average	Annual aver- age ¹
	(mg/l) ²	(mg/l) ²	
Copper (T)	0.77	0.42	0.0656
Lead (T)	0.79	0.39	0.0849
Zinc (T)	1.14	0.43	0.104

¹ kg/1,000 kkg (pounds per million pounds) of metal poured.

§ 464.14

²These concentrations must be multiplied by the ratio of (46.3/x) where x is the actual normalized process wastewater flow (in gallons per 1,000 pounds of metal poured) for a specific plant.

[50 FR 45247, Oct. 30, 1985; 51 FR 21760, June 16, 1986]

§ 464.14 New source performance standards.

Any new source subject to this subpart must achieve the following new source performance standards (NSPS), except that non-continuous dischargers shall not be subject to the maximum day and maximum for monthly average mass (kg/1,000 kkg or lb/million lb of metal poured; kg/62.3 million Sm³ or lb/billion SCF of air scrubbed) effluent standards for copper, lead, zinc, total phenols, oil and grease, and TSS. For non-continuous dischargers, annual average mass standards and maximum day and maximum for monthly average concentration (mg/l) standards shall apply. Concentration standards and annual average mass standards shall only apply to non-continuous dischargers.

(a) *Casting Cleaning Operations.*

NSPS

Pollutant or pollutant property	Maximum for any 1 day	Maximum for monthly average
	kg/1,000 kkg (pounds per million pounds) of metal poured	
Copper (T)	0.0771	0.0421
Lead (T)	0.0791	0.039
Zinc (T)	0.114	0.0431
Oil and grease	3.0	1.0
TSS	3.8	1.5
pH	(¹)	(¹)

¹ Within the range of 7.0 to 10.0 at all times.

	Maximum for any 1 day	Maximum for monthly average	Annual average ¹
	(mg/l) ²	(mg/l) ²	
Copper (T)	0.77	0.42	0.017
Lead (T)	0.79	0.39	0.022
Zinc (T)	1.14	0.43	0.027
Oil and grease	30	10	0.501
TSS	38	15	1.0
pH	(³)	(³)	(³)

¹ kg/1,000 kkg (pounds per million pounds) of metal poured.

²These concentrations must be multiplied by the ratio of (12/x) where x is the actual normalized process wastewater flow (in gallons per 1,000 pounds of metal poured) for a specific plant.

³ Within the range of 7.0 to 10.0 at all times.

(b) *Casting Quench Operations.*

40 CFR Ch. I (7-1-21 Edition)

NSPS

Pollutant or pollutant property	Maximum for any 1 day	Maximum for monthly average
	kg/1,000 kkg (pounds per million pounds) of metal poured	
Copper (T)	0.0093	0.0051
Lead (T)	0.0096	0.0047
Zinc (T)	0.0138	0.0052
Oil and grease	0.363	0.121
TSS	0.46	0.182
pH	(¹)	(¹)

¹ Within the range of 7.0 to 10.0 at all times.

	Maximum for any 1 day	Maximum for monthly average	Annual average ¹
	(mg/l) ²	(mg/l) ²	
Copper (T)	0.77	0.42	0.0021
Lead (T)	0.79	0.39	0.0027
Zinc (T)	1.14	0.43	0.0033
Oil and grease	30	10	0.0605
TSS	38	15	0.121
pH	(³)	(³)	(³)

¹ kg/1,000 kkg (pounds per million pounds) of metal poured.

²These concentrations must be multiplied by the ratio of (1.45/x) where x is the actual normalized process wastewater flow (in gallons per 1,000 pounds of metal poured) for a specific plant.

³ Within the range of 7.0 to 10.0 at all times.

(c) *Die Casting Operations.*

NSPS

Pollutant or pollutant property	Maximum for one 1 day	Maximum for monthly average
	kg/1,000 kkg (pounds per million pounds) of metal poured	
Copper (T)	0.0066	0.0036
Lead (T)	0.0068	0.0034
Zinc (T)	0.0098	0.0037
Total Phenols	0.0074	0.0026
Oil and grease	0.259	0.0864
TSS and	0.33	0.13
pH	(¹)	(¹)

¹ Within the range of 7.0 to 10.0 at all times.

	Maximum for any 1 day	Maximum for monthly average	Annual average ¹
	(mg/l) ²	(mg/l) ²	
Copper (T)	0.77	0.42	0.0015
Lead (T)	0.79	0.39	0.0019
Zinc (T)	1.14	0.43	0.0023
Total phenols	0.86	0.3	0.0017
Oil and grease	30	10	0.0432
TSS and	38	15	0.0864
pH	(³)	(³)	(³)

¹ kg/1,000 kkg (pounds per million pounds) of metal poured.

²These concentrations must be multiplied by the ratio of (1.04/x) where x is the actual normalized process wastewater flow (in gallons per 1,000 pounds of metal poured)

³ Within the range of 7.0 to 10.0 at all times.

(d) *Dust Collection Scrubber Operations.*

Environmental Protection Agency

\$ 464.14

NSPS

Pollutant or pollutant property	Maximum for any 1 day	Maximum for monthly average
	kg/62.3 million Sm ³ (pounds per billion SCF) of air scrubbed	
Copper (T)	0.231	0.126
Lead (T)	0.237	0.117
Zinc (T)	0.343	0.129
Total phenols	0.258	0.09
Oil and grease	9.01	3.0
TSS	11.4	4.51
pH	(¹)	(¹)

¹ Within the range of 7.0 to 10.0 at all times.

	Maximum for any 1 day	maximum for monthly average	Annual average ¹
	(mg/l) ²	(mg/l) ²	
Copper (T)	0.77	0.42	0.0511
Lead (T)	0.79	0.39	0.0661
Zinc (T)	1.14	0.43	0.0811
Total phenols	0.86	0.3	0.0601
Oil and grease	30	10	1.5
TSS	38	15	3.0
pH	(³)	(³)	(³)

¹ kg/62.3 million Sm³ (pounds per billion SCF) of air scrubbed.

² These concentrations must be multiplied by the ratio of (0.036/x) where x is the actual normalized process wastewater flow (in gallons per 1,000 SCF of air scrubbed) for a specific plant.

³ Within the range of 7.0 to 10.0 at all times.

(e) *Grinding Scrubber Operations.* No discharge of process wastewater pollutants to navigable waters.

(f) *Investment Casting.*

NSPS

Pollutant or pollutant property	Maximum for any 1 day	Maximum for monthly average
	kg/1,000 kkg (pounds per million pounds) of metal poured	
Copper (T)	8.48	4.63
Lead (T)	8.7	4.3
Zinc (T)	12.6	4.74
Oil and grease	330	110
TSS	419	165
pH	(¹)	(¹)

¹ Within the range of 7.0 to 10.0 at all times.

	Maximum for any 1 day	Maximum for monthly average	Annual average ¹
	(mg/l) ²	(mg/l) ²	
Copper (T)	0.77	0.42	1.87
Lead (T)	0.79	0.39	2.42
Zinc (T)	1.14	0.43	2.97
Oil and grease	30	10	55.1
TSS	38	15	110
pH	(³)	(³)	(³)

¹ kg/1,000 kkg (pounds per million pounds) of metal poured

² These concentrations must be multiplied by the ratio of (1,320/x) where x is the actual normalized process wastewater flow (in gallons per 1,000 pounds of metal poured) for a specific plant.

³ Within the range of 7.0 to 10.0 at all times.

(g) *Melting Furnace Scrubber Operations.*

NSPS

Pollutant or pollutant property	Maximum for any 1 day	Maximum for monthly average
	kg/62.3 million Sm ³ (pounds per billion SCF) of air scrubbed	
Copper (T)	3.01	1.64
Lead (T)	3.09	1.52
Zinc (T)	4.45	1.68
Total phenols	3.36	1.17
Oil and grease	117	39.1
TSS	148	58.6
pH	(¹)	(¹)

¹ Within the range of 7.0 to 10.0 at all times.

	Maximum for any 1 day	Maximum for monthly average	Annual average ¹
	(mg/l) ²	(mg/l) ²	
Copper (T)	0.77	0.42	0.664
Lead (T)	0.79	0.39	0.859
Zinc (T)	1.14	0.43	1.05
Total phenols	0.86	0.3	0.781
Oil and grease	30	10	19.5
TSS	38	15	39.1
pH	(³)	(³)	(³)

¹ kg/62.3 million Sm³ (pounds per billion SCF) of air scrubbed.

² These concentrations must be multiplied by the ratio of (0.468/x) where x is the actual normalized process wastewater flow (in gallons per 1,000 SCF of air scrubbed) for a specific plant.

³ Within the range of 7.0 to 10.0 at all times.

(h) *Mold Cooling Operations.*

NSPS

Pollutant or pollutant property	Maximum for any 1 day	Maximum for monthly average
	kg/1,000 kkg (pounds per million pounds) of metal poured	
Copper (T)	0.297	0.162
Lead (T)	0.305	0.151
Zinc (T)	0.44	0.166
Oil and grease	11.6	3.86
TSS	14.7	5.79
pH	(¹)	(¹)

¹ Within the range of 7.0 to 10.0 at all times.

	Maximum for any 1 day	Maximum for monthly average	Annual average ¹
	(mg/l) ²	(mg/l) ²	
Copper (T)	0.77	0.42	0.0656
Lead (T)	0.79	0.39	0.0849
Zinc (T)	1.14	0.43	0.104
Oil and grease	30	10	1.93
TSS	38	15	3.86
pH	(³)	(³)	(³)

¹ kg/1,000 kkg (pounds per million pounds) of metal poured.

§ 464.15

²These concentrations must be multiplied by the ratio of (46.3/x) where x is the actual normalized process wastewater flow (in gallons per 1,000 pounds of metal poured) for a specific plant.

³Within the range of 7.0 to 10.0 at all times.

[50 FR 45247, Oct. 30, 1985; 51 FR 21760, June 16, 1986]

§ 464.15 Pretreatment standards for existing sources.

Except as provided in 40 CFR 403.7 and 403.13, any existing source subject to this subpart which introduces pollutants into a publicly owned treatment works must comply with 40 CFR part 403 and achieve the following pretreatment standards for existing sources.

(a) Casting Cleaning Operations.

PSES

Pollutant or pollutant property	Maximum for any 1 day	Maximum for monthly average
	kg/1,000 kkg (pounds per million pounds) of metal poured	
Copper (T)	0.0771	0.0421
Lead (T)	0.0791	0.039
Zinc (T)	0.114	0.0431

(b) Casting Quench Operation.

PSES

Pollutant or pollutant property	Maximum for any 1 day	Maximum for monthly average
	kg/1,000 kkg (pounds per million pounds) of metal poured	
Copper (T)	0.0093	0.0051
Lead (T)	0.0096	0.0047
Zinc (T)	0.0138	0.0052
TTO	0.029	0.0095
Oil and grease (for alternate monitoring)	0.363	0.121

(c) Die Casting Operations.

40 CFR Ch. I (7–1–21 Edition)

PSES

Pollutant or pollutant property	Maximum for any 1 day	Maximum for monthly average
	kg/1,000 kkg (pounds per million pounds) of metal poured	
Copper (T)	0.0066	0.0036
Lead (T)	0.0068	0.0034
Zinc (T)	0.0098	0.0037
Total phenols	0.0074	0.0026
TTO	0.0308	0.01
Oil and grease (for alternate monitoring)	0.259	0.0864

(d) Dust Collection Scrubber Operations.

PSES

Pollutant or pollutant property	Maximum for any 1 day	Maximum for monthly average
	kg/62.3 million Sm ³ (pounds per billion SCF) of air scrubbed	
Copper (T)	0.231	0.126
Lead (T)	0.237	0.117
Zinc (T)	0.343	0.129
Total phenols	0.258	0.09
TTO	0.613	0.2
Oil and grease (for alternate monitoring)	9.01	3.00

(e) Grinding Scrubber Operations. No discharge of process wastewater pollutants to a POTW.

(f) Investment Casting.

PSES

Pollutant or pollutant property	Maximum for any 1 day	Maximum for monthly average
	kg/1,000 kkg (pounds per million pounds) of metal poured	
Copper (T)	8.48	4.63
Lead (T)	8.7	4.3
Zinc (T)	12.6	4.74
TTO	18.1	5.91
Oil and grease (for alternate monitoring)	330	110

(g) Melting Furnace Scrubber Operations.

Environmental Protection Agency

§ 464.16

PSSES

Pollutant or pollutant property	Maximum for any 1 day	Maximum for monthly average
	kg/62.3 million Sm ³ (pounds per billion SCF) of air scrubbed	
Copper (T)	3.01	1.64
Lead (T)	3.09	1.52
Zinc (T)	4.45	1.68
Total phenols	3.36	1.17
TTO	7.97	2.6
Oil and grease (for alternate monitoring)	117	39.1

(h) Mold Cooling Operations.

PSSES

Pollutant or pollutant property	Maximum for any 1 day	Maximum for monthly average
	kg/1,000 kkg (pounds per million pounds) of metal poured	
Copper (T)	0.297	0.162
Lead (T)	0.305	0.151
Zinc (T)	0.44	0.166
TTO	0.935	0.304
Oil and grease (for alternate monitoring)	11.6	3.86

[50 FR 45247, Oct. 30, 1985; 51 FR 21760, June 16, 1986]

§ 464.16 Pretreatment standards for new sources.

Except as provided in 40 CFR 403.7, any new source subject to this subpart which introduces pollutants into publicly owned treatment works must comply with 40 CFR part 403 and achieve the following pretreatment standards for new sources.

(a) Casting Cleaning Operations.

PSNS

Pollutant or pollutant property	Maximum for any 1 day	Maximum for monthly average
	kg/1,000 kkg (pounds per million pounds) of metal poured	
Copper (T)	0.0771	0.0421
Lead (T)	0.0791	0.039
Zinc (T)	0.114	0.0431

(b) Casting Quench Operations.

PSNS

Pollutant or pollutant property	Maximum for any 1 day	Maximum for monthly average
	kg/1,000 kkg (pounds per million pounds) of metal poured	
Copper (T)	0.0093	0.0051
Lead (T)	0.0096	0.0047
Zinc (T)	0.0138	0.0052
TTO	0.029	0.0095
Oil and grease (for alternate monitoring)	0.363	0.121

(c) Die Casting Operations.

PSNS

Pollutant or pollutant property	Maximum for any 1 day	Maximum for monthly average
	kg/1,000 kkg (pounds per million pounds) of metal poured	
Copper (T)	0.0066	0.0036
Lead (T)	0.0068	0.0034
Zinc (T)	0.0098	0.0037
Total Phenols	0.0074	0.0026
TTO	0.0308	0.01
Oil and grease (for alternate monitoring)	0.259	0.0864

(d) Dust Collection Scrubber Operations.

PSNS

Pollutant or pollutant property	Maximum for any 1 day	Maximum for monthly average
	kg/62.3 million Sm ³ (pounds per billion SCF) of air scrubbed	
Copper (T)	0.231	0.126
Lead (T)	0.237	0.117
Zinc (T)	0.343	0.129
Total Phenols	0.258	0.09
TTO	0.613	0.2
Oil and grease (for alternate monitoring)	9.01	3.0

(e) Grinding Scrubber Operations. No discharge of process wastewater pollutants to a POTW.

(f) Investment Casting.

§ 464.17

40 CFR Ch. I (7–1–21 Edition)

PSNS

Pollutant or pollutant property	Maximum for any 1 day	Maximum for monthly average
	kg/1,000 kkg (pounds per million pounds) of metal poured	
Copper (T)	8.48	4.63
Lead (T)	8.7	4.3
Zinc (T)	12.6	4.74
TTO	18.1	5.91
Oil and grease (for alternate monitoring)	330	110

(g) *Melting Furnace Scrubber Operations.*

PSNS

Pollutant or pollutant property	Maximum for any 1 day	Maximum for monthly average
	kg/62.3 million Sm ³ (pounds per billion SCF) of air scrubbed	
Copper (T)	3.01	1.64
Lead (T)	3.09	1.52
Zinc (T)	4.45	1.68
Total Phenols	3.36	1.17
TTO	7.97	2.6
Oil and grease (for alternate monitoring)	117	39.1

(h) *Mold Cooling Operations.*

PSNS

Pollutant or pollutant property	Maximum for any 1 day	Maximum for monthly average
	kg/1,000 kkg (pounds per million pounds) of metal poured	
Copper (T)	0.297	0.162
Lead (T)	0.305	0.151
Zinc (T)	0.44	0.166
TTO	0.935	0.304
Oil and grease (for alternate monitoring)	11.6	3.86

§ 464.17 Effluent limitations guidelines representing the degree of effluent reduction attainable by the application of the best conventional pollutant control technology. [Reserved]

Subpart B—Copper Casting Subcategory

§ 464.20 Applicability; description of the copper casting subcategory.

The provisions of this subpart are applicable to discharges to waters of the United States and to the introduction of pollutants into publicly owned treat-

ment works resulting from copper casting operations as defined in § 464.02(b).

§ 464.21 Specialized definitions.

For the purpose of this subpart:

(a) *Total Toxic Organics (TTO)*. TTO is a regulated parameter under PSES (§ 464.25) and PSNS (§ 464.26) for the copper subcategory and is comprised of a discrete list of toxic organic pollutants for each process segment where it is regulated, as follows:

(1) Casting Quench (§ 464.25(a) and § 464.26(a)):

- 23. chloroform (trichloromethane)
- 64. pentachlorophenol
- 66. bis(2-ethylhexyl)phthalate
- 71. dimethyl phthalate

(2) Dust Collection Scrubbers (§ 464.25(c) and 464.26(c)):

- 1. acenaphthene
- 22. para-chloro meta-cresol
- 23. chloroform (trichloromethane)
- 34. 2,4-dimethylphenol
- 55. naphthalene
- 58. 4-nitrophenol
- 64. pentachlorophenol
- 65. phenol
- 66. bis(2-ethylhexyl)phthalate
- 67. butyl benzyl phthalate
- 68. di-n-butyl phthalate
- 70. diethyl phthalate
- 71. dimethyl phthalate
- 72. benzo(a)anthracene (1,2-benzanthracene)
- 74. 3,4-benzofluoranthene
- 75. benzo(k) fluoranthene
- 76. chrysene
- 77. acenaphthylene
- 78. anthracene
- 81. phenanthrene
- 84. pyrene

(3) Investment Casting (§ 464.25(e) and § 464.26(e)):

- 1. acenaphthene
- 22. para-chloro meta-cresol
- 23. chloroform (trichloromethane)
- 34. 2,4-dimethylphenol
- 55. naphthalene
- 58. 4-nitrophenol
- 64. pentachlorophenol
- 65. phenol
- 66. bis (2-ethylhexyl)phthalate
- 67. butyl benzyl phthalate
- 68. di-n-butyl phthalate
- 70. diethyl phthalate
- 71. dimethyl phthalate
- 72. benzo(a)anthracene (1,2-benzanthracene)
- 74. 3,4-benzofluoranthene
- 75. benzo(k) fluoranthene
- 76. chrysene
- 77. acenaphthylene
- 78. anthracene

Environmental Protection Agency

§ 464.22

81. Phenanthrene
84. pyrene

(4) Melting Furnace Scrubber
(§ 464.25(f) and § 464.26(f)):

1. acenaphthene
22. para-chloro meta-cresol
23. chloroform (trichloromethane)
34. 2,4-dimethylphenol
55. naphthalene
58. 4-nitrophenol
64. pentachlorophenol
65. phenol
66. bis (2-ethylhexyl) phthalate
67. butyl benzyl phthalate
68. di-n-butyl phthalate
70. diethyl phthalate
71. dimethyl phthalate
72. benzo(a)anthracene (1,2-benzanthracene)
74. 3,4-benzoflouranthene
75. benzo(k) flouranthene
76. chrysene
77. acenaphthylene
78. anthracene
81. phenanthrene
84. pyrene

(5) Mold Cooling (§ 464.25(g) and § 464.26(g)):

23. chloroform (trichloromethane)
64. pentachlorophenol
66. bis(2-ethylhexyl)phthalate
71. dimethyl phthalate

§ 464.22 Effluent limitations guidelines representing the degree of effluent reduction attainable by the application of the best practicable control technology currently available.

Except as provided in 40 CFR 125.30 through 125.32, any existing point source subject to this subpart must achieve the following effluent limitations representing the degree of effluent reduction attainable by the application of the best practicable control technology currently available, except that non-continuous dischargers shall not be subject to the maximum day and maximum for monthly average mass (kg/1,000 kkg or lb/million lb of metal poured; kg/62.3 million Sm³ or lb/billion SCF of air scrubbed) effluent limitations for copper, lead, zinc, total phenols, oil and grease, and TSS. For non-continuous dischargers, annual average mass limitations and maximum day and maximum for monthly average concentration (mg/l) limitations shall apply. Concentration limitations and annual average mass limitations shall only apply to non-continuous dischargers.

(a) *Casting Quench Operations.*

BPT EFFLUENT LIMITATIONS

Pollutant or pollutant property	Maximum for any 1 day	Maximum for monthly average
	kg/1,000 kkg (pounds per million pounds) of metal poured	
Copper (T)	0.0307	0.0168
Lead (T)	0.0315	0.0156
Zinc (T)	0.0455	0.0171
Oil and grease	1.2	0.399
TSS	1.52	0.598
pH	(¹)	(¹)

¹ Within the range of 7.0 to 10.0 at all times.

	Maximum for any 1 day	Maximum for monthly average	Annual average ¹
	(mg/l) ²	(mg/l) ²	
Copper (T)	0.77	0.42	0.0068
Lead (T)	0.79	0.39	0.0088
Zinc (T)	1.14	0.43	0.0108
Oil and grease	30	10	0.199
TSS	38	15	0.399
pH	(³)	(³)	(³)

¹ kg/1000 kkg (pounds per million pounds) of metal poured.

² These concentrations must be multiplied by the ratio of (4.8/x) where x is the actual normalized process wastewater flow (in gallons per 1,000 pounds of metal poured) for a specific plant.

³ Within the range of 7.0 to 10.0 at all times.

(b) *Direct Chill Casting Operations.*

BPT EFFLUENT LIMITATIONS

Pollutant or pollutant property	Maximum for any 1 day	Maximum for monthly average
	kg/1,000 kkg (pounds per million pounds) of metal poured	
Copper (T)	0.928	0.506
Lead (T)	0.952	0.47
Zinc (T)	1.37	0.518
Oil and grease	36.2	12.1
TSS	45.8	18.1
pH	(¹)	(¹)

¹ Within the range of 7.0 to 10.0 at all times.

	Maximum for any 1 day	Maximum for monthly average	Annual average ¹
	(mg/l) ²	(mg/l) ²	
Copper (T)	0.77	0.42	0.205
Lead (T)	0.79	0.39	0.265
Zinc (T)	1.14	0.43	0.326
Oil and grease	30	10	6.03
TSS	38	15	12.1
pH	(³)	(³)	(³)

¹ kg/1000 kkg (pounds per million pounds) of metal poured.

² These concentrations must be multiplied by the ratio of (145/x) where x is the actual normalized process wastewater flow (in gallons per 1,000 pounds of metal poured) for a specific plant.

³ Within the range of 7.0 to 10.0 at all times.

§ 464.22

(c) Dust Collection Scrubber Operations.

BPT EFFLUENT LIMITATIONS

Pollutant or pollutant property	Maximum for any 1 day	Maximum for monthly average
	kg/62.3 million Sm ³ (pounds per billion SCF) of air scrubbed	
Copper (T)	0.553	0.301
Lead (T)	0.567	0.28
Zinc (T)	0.818	0.309
Total phenols	0.617	0.215
Oil and grease	21.5	7.18
TSS	27.3	10.8
pH	(¹)	(¹)

¹ Within the range of 7.0 to 10.0 at all times.

	Maximum for any 1 day	Maximum for monthly average	Annual average ¹
	(mg/l) ²	(mg/l) ²	
Copper (T)	0.77	0.42	0.122
Lead (T)	0.79	0.39	0.158
Zinc (T)	1.14	0.43	0.194
Total phenols	0.86	0.3	0.144
Oil and grease	30	10	3.59
TSS	38	15	7.18
pH	(³)	(³)	(³)

¹ kg/62.3 million Sm³ (pounds per billion SCF) of air scrubbed.

² These concentrations must be multiplied by the ratio of (0.086/x) where x is the actual normalized process wastewater flow (in gallons per 1,000 SCF of air scrubbed) for a specific plant.

³ Within the range of 7.0 to 10.0 at all times.

(d) Grinding Scrubber Operations. No discharge of process wastewater pollutants to navigable waters.

(e) Investment Casting.

BPT EFFLUENT LIMITATIONS

Pollutant or pollutant property	Maximum for any 1 day	Maximum for monthly average
	kg/1,000 kkg (pounds per million pounds) of metal poured	
Copper (T)	8.48	4.63
Lead (T)	8.7	4.3
Zinc (T)	12.6	4.74
Oil and grease	330	110
TSS	419	165
pH	(¹)	(¹)

¹ Within the range of 7.0 to 10.0 at all times.

	Maximum for any 1 day	Maximum for monthly average	Annual average ¹
	(mg/l) ²	(mg/l) ²	
Copper (T)	0.77	0.42	1.87
Lead (T)	0.79	0.39	2.42
Zinc (T)	1.14	0.43	2.97
Oil and grease	30	10	55.1
TSS	38	15	110
pH	(³)	(³)	(³)

¹ kg/1,000 kkg (pounds per million pounds) of metal poured.

40 CFR Ch. I (7–1–21 Edition)

² These concentrations must be multiplied by the ratio of (1,320/x) where x is the actual normalized process wastewater flow (in gallons per 1,000 pounds of metal poured) for a specific plant.

³ Within the range of 7.0 to 10.0 at all times.

(f) Melting Furnace Scrubber Operations.

BPT EFFLUENT LIMITATIONS

Pollutant or pollutant property	Maximum for any 1 day	Maximum for monthly average
	kg/62.3 million Sm ³ (pounds per billion SCF) of air scrubbed	
Copper (T)	1.81	0.988
Lead (T)	1.86	0.918
Zinc (T)	2.68	1.01
Total phenols	2.02	0.706
Oil and grease	70.6	23.5
TSS	89.4	35.3
pH	(¹)	(¹)

¹ Within the range of 7.0 to 10.0 at all times.

	Maximum for any 1 day	Maximum for monthly average	Annual average ¹
	(mg/l) ²	(mg/l) ²	
Copper (T)	0.77	0.42	0.4
Lead (T)	0.79	0.39	0.518
Zinc (T)	1.14	0.43	0.635
Total phenols	0.86	0.3	0.467
Oil and grease	30	10	11.8
TSS	38	15	23.5
pH	(³)	(³)	(³)

¹ kg/62.3 million Sm³ (pound per billion SCF) of air scrubbed.

² These concentrations must be multiplied by the ratio of (0.282/x) where x is the actual normalized process wastewater flow (in gallons per 1,000 SCF of air scrubbed) for a specific plant.

³ Within the range of 7.0 to 10.0 at all times.

(g) Mold Cooling Operations.

BPT EFFLUENT LIMITATIONS

Pollutant or pollutant property	Maximum for any 1 day	Maximum for monthly average
	kg/1,000 kkg (pounds per million pounds) of metal poured	
Copper (T)	0.392	0.214
Lead (T)	0.402	0.199
Zinc (T)	0.58	0.219
Oil and grease	15.3	5.09
TSS	19.3	7.63
pH	(¹)	(¹)

¹ Within the range of 7.0 to 10.0 at all times.

Environmental Protection Agency

§ 464.23

	Maximum for any 1 day	Maximum for monthly average	Annual average ¹
	(mg/l) ²	(mg/l) ²	
Copper (T)	0.77	0.42	0.0865
Lead (T)	0.79	0.39	0.112
Zinc (T)	1.14	0.43	0.137
Oil and grease	30	10	2.54
TSS	38	15	5.09
pH	(³)	(³)	(³)

¹ kg/1,000 kkg (pounds per million pounds) of metal poured.
² These concentrations must be multiplied by the ratio of (61/x) where x is the actual normalized process wastewater flow (in gallons per 1,000 pounds of metal poured) for a specific plant.
³ Within the range of 7.0 to 10.0 at all times.

[50 FR 45247, Oct. 30, 1985; 51 FR 21760, June 16, 1986]

§ 464.23 Effluent limitations guidelines representing the degree of effluent reduction attainable by the application of the best available technology economically achievable.

Except as provided in 40 CFR 125.30 through 125.32, any existing point source subject to this subpart must achieve the following effluent limitations representing the degree of effluent reduction attainable by the application of the best available technology economically achievable, except that non-continuous dischargers shall not be subject to the maximum day and maximum for monthly average mass (kg/1,000 kkg or lb/million lb of metal poured; kg/62.3 million Sm³ or lb/billion SCF of air scrubbed) effluent limitations for copper, lead, zinc, and total phenols. For non-continuous discharges, annual average mass limitations and maximum day and maximum for monthly average concentration (mg/l) limitations shall apply. Concentration limitations and annual average mass limitations shall only apply to non-continuous dischargers.

(a) Casting Quench Operations.

BAT EFFLUENT LIMITATIONS

Pollutant or pollutant property	Maximum for any 1 day	Maximum for monthly average
	kg/1,000 kkg (pounds per million pounds) of metal poured	
Copper (T)	0.0307	.0168
Lead (T)	0.0211	.0104
Zinc (T)	0.0303	.0116

	Maximum for any 1 day	Maximum for monthly average	Annual average ¹
	(mg/l) ²	(mg/l) ²	
Copper (T)	0.77	0.42	0.0068
Lead (T)	0.53	0.26	0.006
Zinc (T)	0.76	0.29	0.0072

¹ kg/1,000 kkg (pounds per million pounds) of metal poured.
² These concentrations must be multiplied by the ratio of (4.8/x) where x is the actual normalized process waste-water flow (in gallons per 1,000 pounds of metal poured) for a specific plant.

(b) Direct Chill Casting Operations.

BAT EFFLUENT LIMITATIONS

Pollutant or pollutant property	Maximum for any 1 day	Maximum for monthly average
	kg/1,000 kkg (pounds per million pounds) of metal poured	
Copper (T)	0.928	0.506
Lead (T)	0.639	0.314
Zinc (T)	0.916	0.35

	Maximum for any 1 day	Maximum for monthly average	Annual average ¹
	(mg/l) ²	(mg/l) ²	
Copper (T)	0.77	0.42	0.205
Lead (T)	0.53	0.26	0.181
Zinc (T)	0.76	0.29	0.217

¹ kg/1,000 kkg (pounds per million pounds) of metal poured.
² These concentrations must be multiplied by the ratio of (145/x) where x is the actual normalized process waste-water flow (in gallons per 1,000 pounds of metal poured) for a specific plant.

(c) Dust Collection Scrubber Operations.

BAT EFFLUENT LIMITATIONS

Pollutant or pollutant property	Maximum for any 1 day	Maximum for monthly average
	kg/62.3 million Sm ³ (pounds per billion SCF) of air scrubbed	
Copper (T)	0.553	0.301
Lead (T)	0.38	0.187
Zinc (T)	0.545	0.208
Total phenols	0.617	0.215

	Maximum for any 1 day	Maximum for monthly average	Annual average ¹
	(mg/l) ²	(mg/l) ²	
Copper (T)	0.77	0.42	0.122
Lead (T)	0.53	0.26	0.108
Zinc (T)	0.76	0.29	0.129
Total phenols	0.86	0.3	0.144

¹ kg/62.3 million Sm³ (pounds per billion SCF) of air scrubbed.

§ 464.24

²These concentrations must be multiplied by the ratio of (0.086/x) where x is the actual normalized process wastewater flow (in gallons per 1,000 SCF of air scrubbed) for a specific plant.

(d) *Grinding Scrubber Operations.* No discharge of process wastewater pollutants to navigable waters.

(e) *Investment Casting.*

BAT EFFLUENT LIMITATIONS

Pollutant or pollutant property	Maximum for any 1 day	Maximum for monthly average
	kg/1000 kkg (pounds per million pounds) of metal poured	
Copper (T)	8.48	4.63
Lead (T)	5.84	2.86
Zinc (T)	8.37	3.19

	Maximum for any 1 day	Maximum for monthly average	Annual average ¹
	(mg/l) ²	(mg/l) ²	
Copper (T)	0.77	0.42	1.87
Lead (T)	0.53	0.26	1.65
Zinc (T)	0.76	0.29	1.98

¹ kg/1000 kkg (pounds per million pounds) of metal poured.

²These concentrations must be multiplied by the ratio of (1.320/x) where x is the actual normalized process wastewater flow (in gallons per 1,000 pounds of metal poured) for a specific plant.

(f) *Melting Furnace Scrubber Operations.*

BAT EFFLUENT LIMITATIONS

Pollutant or pollutant property	Maximum for any 1 day	Maximum for monthly average
	kg/62.3 million Sm ³ (pounds per billion SCF) of air scrubbed	
Copper (T)	1.81	0.988
Lead (T)	1.25	0.612
Zinc (T)	1.79	0.673
Total phenols	2.02	0.706

	Maximum for any 1 day	Maximum for monthly average	Annual average ¹
	(mg/l) ²	(mg/l) ²	
Copper (T)	0.77	0.42	0.4
Lead (T)	0.53	0.26	0.353
Zinc (T)	0.76	0.29	0.424
Total phenols	0.86	0.3	0.471

¹ kg/62.3 million Sm³ (pounds per billion SCF) of air scrubbed.

²These concentrations must be multiplied by the ratio of (0.282/x) where x is the actual normalized process wastewater flow (in gallons per 1,000 SCF of air scrubbed) for a specific plant.

(g) *Mold Cooling Operations.*

40 CFR Ch. I (7–1–21 Edition)

BAT EFFLUENT LIMITATIONS

Pollutant or pollutant property	Maximum for any 1 day	Maximum for monthly average
	kg/1,000 kkg (pounds per million pounds) of metal poured	
Copper (T)	0.392	0.214
Lead (T)	0.27	0.132
Zinc (T)	0.387	0.148

	Maximum for any 1 day	Maximum for monthly average	Annual average ¹
	(mg/l) ²	(mg/l) ²	
Copper (T)	0.77	0.42	0.0865
Lead (T)	0.53	0.26	0.0763
Zinc (T)	0.76	0.29	0.0916

¹ kg/1,000 kkg (pounds per million pounds) of metal poured.

²These concentrations must be multiplied by the ratio of (61/x) where x is the actual normalized process wastewater flow (in gallons per 1,000 pounds of metal poured) for a specific plant.

[50 FR 45247, Oct. 30, 1985; 51 FR 21761, June 16, 1986]

§ 464.24 New source performance standards.

Any new source subject to this subpart must achieve the following new source performance standards (NSPS), except that non-continuous dischargers shall not be subject to the maximum day and maximum for monthly average mass (kg/1,000 kkg or lb/million lb of metal poured; kg/62.3 million Sm³ or lb/billion SCF of air scrubbed) effluent standards for copper, lead, zinc, total phenols, oil and grease, and TSS. For non-continuous dischargers, annual average mass standards and maximum day and maximum for monthly average concentration (mg/l) standards shall apply. Concentration standards and annual average mass standards shall only apply to non-continuous dischargers.

(a) *Casting Quench Operations.*

NSPS

Pollutant or pollutant property	Maximum for any 1 day	Maximum for monthly average
	kg/1,000 kkg (pounds per million pounds) of metal poured	
Copper (T)	0.0307	0.0168
Lead (T)	0.0211	0.0104
Zinc (T)	0.0303	0.0116
Oil and grease	1.2	0.399
TSS	0.598	0.479
pH	(¹)	(¹)

¹ Within the range of 7.0 to 10.0 at all times.

Environmental Protection Agency

\$ 464.24

	Maximum for any 1 day	Maximum for monthly average	Annual average ¹
	(mg/l) ²	(mg/l) ²	
Copper (T)	0.77	0.42	0.0068
Lead (T)	0.53	0.26	0.006
Zinc (T)	0.76	0.29	0.0072
Oil and grease	30	10	0.199
TSS	15	12	0.104
pH	(³)	(³)	(³)

¹ kg/1,000 kkg (pounds per million pounds) of metal poured.
² These concentrations must be multiplied by the ratio of (4.8/x) where x is the actual normalized process wastewater flow (in gallons per 1,000 pounds of metal poured) for a specific plant.
³ Within the range of 7.0 to 10.0 at all times.

(b) Direct Chill Casting Operations.

NSPS

Pollutant or pollutant property	Maximum for any 1 day	Maximum for monthly average
	kg/1,000 kkg (pounds per million pounds) of metal poured	
Copper (T)	0.928	0.506
Lead (T)	0.639	0.314
Zinc (T)	0.916	0.35
Oil and grease	36.2	12.1
TSS	18.1	14.5
pH	(¹)	(¹)

¹ Within the range of 7.0 to 10.0 at all times.

	Maximum for any 1 day	Maximum for monthly average	Annual average ¹
	(mg/l) ²	(mg/l) ²	
Copper (T)	0.77	0.42	0.205
Lead (T)	0.53	0.26	0.181
Zinc (T)	0.76	0.29	0.217
Oil and grease	30	10	6.03
TSS	15	12	3.13
pH	(³)	(³)	(³)

¹ kg/1,000 kkg (pounds per million pounds) of metal poured.
² These concentrations must be multiplied by the ratio of (145/x) where x is the actual normalized process wastewater flow (in gallons per 1,000 pounds of metal poured) for a specific plant.
³ Within the range of 7.0 to 10.0 at all times.

(c) Dust Collection Scrubber Operations.

NSPS

Pollutant or pollutant property	Maximum for any 1 day	Maximum for monthly average
	kg/62.3 million Sm ³ (pounds per billion SCF) of air scrubbed	
Copper (T)	0.553	0.301
Lead (T)	0.38	0.187
Zinc (T)	0.545	0.208
Total phenols	0.617	0.215
Oil and grease	21.5	7.18
TSS	10.8	8.61
pH	(¹)	(¹)

¹ Within the range of 7.0 to 10.0 at all times.

	Maximum for any 1 day	Maximum for monthly average	Annual average ¹
	(mg/l) ²	(mg/l) ²	
Copper (T)	0.77	0.42	0.122
Lead (T)	0.53	0.26	0.108
Zinc (T)	0.76	0.29	0.129
Total phenols	0.86	0.3	0.144
Oil and grease	30	10	3.59
TSS	15	12	1.87
pH	(³)	(³)	(³)

¹ kg/62.3 million Sm³ (pounds per billion SCF) of air scrubbed.

² These concentrations must be multiplied by the ratio of (0.086/x) where x is the actual normalized process wastewater flow (in gallons per 1,000 SCF of air scrubbed) for a specific plant.

³ Within the range of 7.0 to 10.0 at all times.

(d) Grinding Scrubber Operations. No discharge of process wastewater pollutants to navigable waters.

(e) Investment Casting.

NSPS

Pollutant or pollutant property	Maximum for any 1 day	Maximum for monthly average
	kg/1,000 kkg (pounds per million pounds) of metal poured	
Copper (T)	8.48	4.63
Lead (T)	5.84	2.86
Zinc (T)	8.37	3.19
Oil and grease	330	110
TSS	165	132
pH	(¹)	(¹)

¹ Within the range of 7.0 to 10.0 at all times.

	Maximum for any 1 day	Maximum for monthly average	Annual average ¹
	(mg/l) ²	(mg/l) ²	
Copper (T)	0.77	0.42	1.87
Lead (T)	0.53	0.26	1.65
Zinc (T)	0.76	0.29	1.98
Oil and grease	30	10	55.1
TSS	15	12	28.6
pH	(³)	(³)	(³)

¹ kg/1,000 kkg (pounds per million pounds) of metal poured.

² These concentrations must be multiplied by the ratio of (1,320/x) where x is the actual normalized process wastewater flow (in gallons per 1,000 pounds of metal poured) for a specific plant.

³ Within the range of 7.0 to 10.0 at all times.

(f) Melting Furnace Scrubber Operations.

§ 464.25

40 CFR Ch. I (7–1–21 Edition)

NSPS

Pollutant or pollutant property	Maximum for any 1 day	Maximum for monthly average
	kg/62.3 million Sm ³ (pounds per billion SCF) of air scrubbed	
Copper (T)	1.81	0.988
Lead (T)	1.25	0.612
Zinc (T)	1.79	0.673
Total phenols	2.02	0.706
Oil and grease	70.6	23.5
TSS	35.3	28.2
pH	(¹)	(¹)

¹ Within the range of 7.0 to 10.0 at all times.

	Maximum for any 1 day	Maximum for monthly average	Annual average ¹
	(mg/l) ²	(mg/l) ²	
Copper (T)	0.77	0.42	0.4
Lead (T)	0.53	0.26	0.353
Zinc (T)	0.76	0.29	0.424
Total phenols	0.86	0.3	0.471
Oil and grease	30	10	11.8
TSS	15	12	6.12
pH	(³)	(³)	(³)

¹ kg/62.3 Sm³ (pounds per billion SCF) of air scrubbed.

² These concentrations must be multiplied by the ratio of (0.282/x) where x is the actual normalized process wastewater flow (in gallons per 1,000 SCF of air scrubbed) for a specific plant.

³ Within the range of 7.0 to 10.0 at all times.

(g) Mold Cooling Operations.

NSPS

Pollutant or pollutant property	Maximum for any 1 day	Maximum for monthly average
	kg/1,000 kkg (pounds per million pounds) of metal poured	
Copper (T)	0.392	0.214
Lead (T)	0.27	0.132
Zinc (T)	0.387	0.148
Oil and grease	15.3	5.09
TSS	7.63	6.11
pH	(¹)	(¹)

¹ Within the range of 7.0 to 10.0 at all times.

	Maximum for any 1 day	Maximum for monthly average	Annual average ¹
	(mg/l) ²	(mg/l) ²	
Copper (T)	0.77	0.42	0.0865
Lead (T)	0.53	0.26	0.0763
Zinc (T)	0.76	0.29	0.0916
Oil and grease	30	10	2.54
TSS	15	12	1.32
pH	(³)	(³)	(³)

¹ kg/1,000 kkg (pounds per million pound) of metal poured.

² These concentrations must be multiplied by the ratio of (61/x) where x is the actual normalized process wastewater flow (in gallons per 1,000 pounds of metal poured) for a specific plant.

³ Within the range of 7.0 to 10.0 at all times.

[50 FR 45247, Oct. 30, 1985; 51 FR 21761, June 16, 1986]

§ 464.25 Pretreatment standards for existing sources.

Except as provided in 40 CFR 403.7 and 403.13, any existing source subject to this subpart which introduces pollutants into a publicly owned treatment works must comply with 40 CFR part 403 and achieve the following pretreatment standards for existing sources.

(a) Casting Quench Operations.

PSES

Pollutant or pollutant property	Maximum for any 1 day	Maximum for monthly average
	kg/1000 kkg (pounds per million pounds) of metal poured	
Copper (T)	0.0307	0.0168
Lead (T)	0.0211	0.0104
Zinc (T)	0.0303	0.0116
TTO	0.0335	0.0109
Oil and grease (for alternate monitoring)	1.2	0.399

(b) Direct Chill Casting Operations.

PSES

Pollutant or pollutant property	Maximum for any 1 day	Maximum for monthly average
	kg/1,000 kkg (pounds per million pounds) of metal poured	
Copper (T)	0.928	0.506
Lead (T)	0.639	0.314
Zinc (T)	0.916	0.35

(c) Dust Collection Scrubber Operations.

PSES

Pollutant or pollutant property	Maximum for any 1 day	Maximum for monthly average
	kg/62.3 million Sm ³ (pounds per billion SCF) of air scrubbed	
Copper (T)	0.552	0.301
Lead (T)	0.38	0.187
Zinc (T)	0.545	0.208
Total phenols	0.617	0.215
TTO	1.65	0.54
Oil and grease (for alternate monitoring)	21.5	7.18

(d) Grinding Scrubber Operations. No discharge of process wastewater pollutants to a POTW.

(e) Investment Casting.

Environmental Protection Agency

\$ 464.26

PSSES

Pollutant or pollutant property	Maximum for any 1 day	Maximum for monthly average
	kg/1,000 kkg (pounds per million pounds) of metal poured	
Copper (T)	8.48	4.63
Lead (T)	5.84	2.86
Zinc (T)	8.37	3.19
TTO	25.4	8.29
Oil and grease for alternate monitoring)	330	110

(f) *Melting Furnace Scrubber Operations.*

PSSES

Pollutant or pollutant property	Maximum for any 1 day	Maximum for monthly average
	kg/62.3 million Sm ³ (pounds per billion SCF) of air scrubbed	
Copper (T)	1.81	0.988
Lead (T)	1.25	0.612
Zinc (T)	1.79	0.673
Total phenols	2.02	0.706
TTO	5.41	1.77
Oil and grease (for alternate monitoring)	70.6	23.5

(g) *Mold Cooling Operations.*

PSSES

Pollutant or pollutant property	Maximum for any 1 day	Maximum for monthly average
	kg/1,000 kkg (pounds per million pounds) of metal poured	
Copper (T)	0.392	0.214
Lead (T)	0.27	0.132
Zinc (T)	0.387	0.148
TTO	0.428	0.14
Oil and grease (for alternate monitoring)	15.3	5.09

\$ 464.26 Pretreatment standards for new sources.

Except as provided in 40 CFR 403.7, any new source subject to this subpart which introduces pollutants into publicly owned treatment works must comply with 40 CFR part 403 and achieve the following pretreatment standards for new sources.

(a) *Casting Quench Operations.*

PSNS

Pollutant or pollutant property	Maximum for any 1 day	Maximum for monthly average
	kg/1,000 kkg (pounds per million pounds) of metal poured	
Copper (T)	0.0307	0.0168
Lead (T)	0.0211	0.0104
Zinc (T)	0.0303	0.0116
TTO	0.0335	0.0109
Oil and grease (for alternate monitoring)	1.2	0.399

(b) *Direct Chill Casting Operations.*

PSNS

Pollutant or pollutant property	Maximum for any 1 day	Maximum for monthly average
	kg/1,000 kkg (pounds per million pounds) of metal poured	
Copper (T)	0.928	0.506
Lead (T)	0.639	0.314
Zinc (T)	0.916	0.35

(c) *Dust Collection Scrubber Operations.*

PSNS

Pollutant or pollutant property	Maximum for any 1 day	Maximum for monthly average
	kg/62.3 Million Sm ³ (pounds per billion SCF) of air scrubbed	
Copper (T)	0.552	0.301
Lead (T)	0.38	0.187
Zinc (T)	0.545	0.208
Total Phenols	0.617	0.215
TTO	1.65	0.54
Oil and Grease (for alternate monitoring)	21.5	7.18

(d) *Grinding Scrubber Operations.* No discharge of process wastewater pollutants to a POTW.

(e) *Investment Casting.*

PSNS

Pollutant or pollutant property	Maximum for any 1 day	Maximum for monthly average
	kg/1,000 kkg (pounds per million pounds) of metal poured	
Copper (T)	8.48	4.63
Lead (T)	5.84	2.86
Zinc (T)	8.37	3.19
TTO	25.4	8.29
Oil and Grease (for alternate monitoring)	330	110

§ 464.27

40 CFR Ch. I (7–1–21 Edition)

(f) *Melting Furnace Scrubber Operations.*

PSNS		
Pollutant or pollutant property	Maximum for any 1 day	Maximum for monthly average
	kg/62.3 million Sm ³ (pounds per billion SCF) of air scrubbed	
Copper (T)	1.81	0.988
Lead (T)	1.25	0.612
Zinc (T)	1.79	0.673
Total Phenols	2.02	0.706
TTO	5.41	1.77
Oil and Grease (for alternate monitoring)	70.6	23.5

(g) *Mold Cooling Operations.*

PSNS		
Pollutant or pollutant property	Maximum for any 1 day	Maximum for monthly average
	kg/1,000 kkg (pounds per million pounds) of metal poured	
Copper (T)	0.392	0.214
Lead (T)	0.27	0.132
Zinc (T)	0.387	0.148
TTO	0.428	0.14
Oil and Grease (for alternate monitoring)	15.3	5.09

§ 464.27 Effluent limitations guidelines representing the degree of effluent reduction attainable by the application of the best conventional pollutant control technology. [Reserved]

Subpart C—Ferrous Casting Subcategory

§ 464.30 Applicability; description of the ferrous casting subcategory.

The provisions of this subpart are applicable to discharges to waters of the United States and to the introduction of pollutants into publicly owned treatment works resulting from ferrous casting operations as defined in § 464.02(c).

§ 464.31 Specialized definitions.

For the purpose of this subpart:

(a) *Total Toxic Organics (TTO)*. TTO is a regulated parameter under PSES (§ 464.35) and PSNS (§ 464.36) for the ferrous subcategory and is comprised of a discrete list of toxic organic pollutants for each process segment where it is regulated, as follows:

(1) Casting Quench (§ 464.35(b) and § 464.36(b)):

23. chloroform (trichloromethane)
34. 2,4-dimethylphenol

(2) Dust Collection Scrubber (§ 464.35(c) and § 464.36(b)):

1. acenaphthene
23. chloroform (trichloromethane)
31. 2,4-dichlorophenol
34. 2,4-dimethylphenol
39. fluoranthene
44. methylene chloride (dichloromethane)
55. naphthalene
64. pentachlorophenol
65. phenol
66. bis(2-ethylhexyl)phthalate
67. butyl benzyl phthalate
68. di-n-butyl phthalate
70. diethyl phthalate
71. dimethyl phthalate
72. benzo (a)anthracene (1,2-benzanthracene)
76. chrysene
77. acenaphthylene
78. anthracene
80. fluorene
81. phenanthrene
84. pyrene

(3) Investment Casting (§ 464.35(e) and § 464.36(e)):

23. chloroform (trichloromethane)
44. methylene chloride (dichloromethane)
66. bis (2-ethylhexyl) phthalate
77. acenaphthylene
84. pyrene

(4) Melting Furnace Scrubber (§ 464.35(f) and § 464.36(f)):

23. chloroform (trichloromethane)
31. 2,4-dichlorophenol
34. 2,4-dimethylphenol
39. fluoranthene
44. methylene chloride (dichloromethane)
55. naphthalene
65. phenol
66. bis (2-ethylhexyl) phthalate
67. butyl benzyl phthalate
68. di-n-butyl phthalate
72. benzo (a)anthracene (1,2-benzanthracene)
76. chrysene
77. acenaphthylene
78. anthracene
80. fluorene
81. phenanthrene
84. pyrene

(5) Mold Cooling (§ 464.35(g) and § 464.36(g)):

23. chloroform (trichloromethane)
34. 2,4-dimethylphenol

(6) Slag Quench (§ 464.35(h) and § 464.36(h)):

34. 2,4-dimethylphenol
71. dimethyl phthalate

Environmental Protection Agency

§ 464.32

(7) Wet Sand Reclamation (§ 464.35(i) and § 464.36(i)):

1. acenaphthene
34. 2,4-dimethylphenol
39. fluoranthene
44. methylene chloride (dichloromethane)
55. naphthalene
65. phenol
66. bis (2-ethylhexyl) phthalate
68. di-n-butyl phthalate
70. diethyl phthalate
71. dimethyl phthalate
72. benzo(a)anthracene (1,2-benzanthracene)
77. acenaphthylene
84. pyrene

(b) *Cast Iron*. An iron containing carbon in excess of the solubility in the austenite that exists in the alloy at the eutectic temperature. Cast iron also is defined here to include any iron-carbon alloys containing 1.2 percent or more carbon by weight.

(c) *Ductile Iron*. A cast iron that has been treated while molten with a master alloy containing an element such as magnesium or cerium to induce the formation of free graphite as nodules or spherules, which imparts a measurable degree of ductility to the cast metal.

(d) *Gray Iron*. A cast iron that gives a gray fracture due to the presence of flake graphite.

(e) *Malleable Iron*. A cast iron made by a prolonged anneal of white cast iron in which decarburization or graphitization, or both, take place to eliminate some or all of the cementite. Graphite is present in the form of temper carbon.

(f) *Steel*. An iron-base alloy containing carbon, manganese, and often other alloying elements. Steel is defined here to include only those iron-carbon alloys containing less than 1.2 percent carbon by weight.

(g) The "primary metal cast" shall mean the metal that is poured in the greatest quantity at an individual plant.

(h) *Multiple Ferrous Melting Furnace Scrubber Configuration*. A multiple ferrous melting furnace scrubber configuration is a configuration where two or more discrete wet scrubbing devices are employed in series in a single melting furnace exhaust gas stream. The ferrous melting furnace scrubber mass allowance shall be given to each discrete wet scrubbing device that has an

associated wastewater discharge in a multiple ferrous melting furnace scrubber configuration. The mass allowance for each discrete wet scrubber shall be identical and based on the air flow of the exhaust gas stream that passes through the multiple scrubber configuration.

(i) *Discrete Wet Scrubbing Device*. A discrete wet scrubbing device is a distinct, stand-alone device that removes particulates and fumes from a contaminated gas stream by bringing the gas stream into contact with a scrubber liquor, usually water, and from which there is a wastewater discharge. Examples of discrete wet scrubbing devices are: Spray towers and chambers, venturi scrubbers (fixed and variable), wet caps, packed bed scrubbers, quenchers, and orifice scrubbers. Semi-wet scrubbing devices where water is added and totally evaporates prior to dry air pollution control are not considered to be discrete wet scrubbing devices. Ancillary scrubber operations such as fan washes and backwashes are not considered to be discrete wet scrubber devices. These ancillary operations are covered by the mass limitations of the associated scrubber. Aftercoolers are not considered to be discrete wet scrubbing devices, and water discharges from aftercooling are not regulated as a process wastewater in this category.

§ 464.32 Effluent limitations guidelines representing the degree of effluent reduction attainable by the application of the best practicable control technology currently available.

Except as provided in 40 CFR 125.30 through 125.32, any existing point source subject to this subpart must achieve the following effluent limitations representing the degree of effluent reduction attainable by the application of the best practicable control technology currently available, except that non-continuous dischargers shall not be subject to the maximum day and maximum for monthly average mass (kg/1,000 kkg or lb/million lb of metal poured; kg/1,000 kkg or lb/million lb of sand reclaimed; kg/62.3 million Sm³ or lb/billion SCF of air scrubbed) effluent limitations for copper, lead, zinc, total phenols, oil and grease, and TSS. For non-continuous dischargers,

§ 464.32

annual average mass limitations and maximum day and maximum for monthly average concentration (mg/l) limitations shall apply. Concentration limitations and annual average mass limitations shall only apply to non-continuous dischargers.

(a) Casting Cleaning Operations.

BPT EFFLUENT LIMITATIONS

Pollutant or pollutant property	Maximum for any 1 day	Maximum for monthly average
	kg/1,000 kkg (pounds per million pounds) of metal poured	
Copper (T)	0.0129	0.0071
Lead (T)	0.0353	0.0174
Zinc (T)	0.0656	0.025
Oil and grease	1.34	0.446
TSS	1.7	0.67
pH	(¹)	(¹)

¹ Within the range of 7.0 to 10.0 at all times.

	Maximum for any 1 day	Maximum for monthly average	Annual average ¹
	(mg/l) ²	(mg/l) ²	
Copper (T)	0.29	0.16	0.0029
Lead (T)	0.79	0.39	0.0098
Zinc (T)	1.47	0.56	0.0179
Oil and grease	30	10	0.223
TSS	38	15	0.446
pH	(³)	(³)	(³)

¹ kg/1,000 kkg (pounds per million pounds) of metal poured.

² These concentrations must be multiplied by the ratio (5.33/x) where x is the actual normalized process wastewater flow (in gallons per 1,000 pounds of metal poured) for a specific plant.

³ Within the range of 7.0 to 10.0 at all times.

(b) Casting Quench Operations

BPT EFFLUENT LIMITATIONS

Pollutant or pollutant property	Maximum for any 1 day	Maximum for monthly average
	kg/1,000 kkg (pounds per million pounds) of metal poured	
Copper (T)	0.0138	0.0076
Lead (T)	0.0376	0.0185
Zinc (T)	0.0699	0.0266
Oil and grease	1.43	0.476
TSS	1.81	0.713
pH	(¹)	(¹)

¹ Within the range of 7.0 to 10.0 at all times.

40 CFR Ch. I (7-1-21 Edition)

	Maximum for any 1 day	Maximum for monthly average	Annual average ¹
	(mg/l) ²	(mg/l) ²	
Copper (T)	0.29	0.16	0.0031
Lead (T)	0.79	0.39	0.0105
Zinc (T)	1.47	0.56	0.019
Oil and grease	30	10	0.238
TSS	38	15	0.476
pH	(³)	(³)	(³)

¹ kg/1,000 kkg (pounds per million pounds) of metal poured.

² These concentrations must be multiplied by the ratio of (5.7/x) where x is the actual normalized process wastewater flow (in gallons per 1,000 pounds of metal poured) for a specific plant.

³ Within the range of 7.0 to 10.0 at all times.

(c) Dust Collection Scrubber Operations.

BPT EFFLUENT LIMITATIONS

Pollutant or pollutant property	Maximum for any 1 day	Maximum for monthly average
	kg/62.3 million Sm ³ (pounds per billion SCF) of air scrubbed	
Copper (T)	0.218	0.12
Lead (T)	0.593	0.293
Zinc (T)	1.1	0.421
Total phenols	0.656	0.225
Oil and grease	22.5	7.51
TSS	28.5	11.3
pH	(¹)	(¹)

¹ Within the range of 7.0 to 10.0 at all times.

	Maximum for any 1 day	Maximum for monthly average	Annual average ¹
	(mg/l) ²	(mg/l) ²	(mg/l) ²
Copper (T)	0.29	0.16	0.0488
Lead (T)	0.79	0.39	0.165
Zinc (T)	1.47	0.56	0.3
Total phenols	0.86	0.3	0.15
Oil and grease	30	10	3.76
TSS	38	15	7.51
pH	(³)	(³)	(³)

¹ kg/62.3 million Sm³ (pounds per billion SCF) of air scrubbed.

² These concentrations must be multiplied by the ratio (0.090/x) where x is the actual normalized process wastewater flow (in gallons per 1,000 SCF of air scrubbed) for a specific plant.

³ Within the range of 7.0 to 10.0 at all times.

(d) Grinding Scrubber Operations. No discharge of process wastewater pollutants to navigable waters.

(e) Investment Casting.

Environmental Protection Agency

\$ 464.32

BPT EFFLUENT LIMITATIONS

Pollutant or pollutant property	Maximum for any 1 day	Maximum for monthly average
	kg/1,000 kkg (pounds per million pounds) of metal poured	
Copper (T)	3.19	1.76
Lead (T)	8.7	4.3
Zinc (T)	16.2	6.17
Oil and grease	330	110
TSS	419	165
pH	(¹)	(¹)

¹ Within the range of 7.0 to 10.0 at all times.

	Maximum for any 1 day	Maximum for monthly average	Annual average ¹
	(mg/l) ²	(mg/l) ²	
Copper (T)	0.29	0.16	0.716
Lead (T)	0.79	0.39	2.42
Zinc (T)	1.47	0.56	4.41
Oil and grease	30	10	55.1
TSS	38	15	110
pH	(³)	(³)	(³)

¹ kg/1,000 kkg (pounds per million pounds) of metal poured.

² These concentrations must be multiplied by the ratio of (1,320/x) where x is the actual normalized process wastewater flow (in gallons per 1,000 pounds of metal poured) for a specific plant.

³ Within the range of 7.0 to 10.0 at all times.

(f) *Melting Furnace Scrubber Operations.*

BPT EFFLUENT LIMITATIONS

Pollutant or pollutant property	Maximum for any 1 day	Maximum for monthly average
	kg/62.3 million Sm ³ (pounds per billion SCF) of air scrubbed	
Copper (T)	1.02	0.561
Lead (T)	2.77	1.37
Zinc (T)	5.15	1.96
Total phenols	3.01	1.05
Oil and grease	105	35
TSS	133	52.6
pH	(¹)	(¹)

¹ Within the range of 7.0 to 10.0 at all times.

	Maximum for any 1 day	Maximum for monthly average	Annual average ¹
	(mg/l) ²	(mg/l) ²	
Copper (T)	0.29	0.16	0.228
Lead (T)	0.79	0.39	0.771
Zinc (T)	1.47	0.56	1.4
Total phenols	0.86	0.3	0.701
Oil and grease	30	10	17.5
TSS	38	15	35
pH	(³)	(³)	(³)

¹ kg/62.3 million Sm³ (pounds per billion SCF) of air scrubbed.

² These concentrations must be multiplied by the ratio of (0.42/x) where x is the actual normalized process wastewater flow (in gallons per 1,000 SCF of air scrubbed) for a specific plant.

³ Within the range of 7.0 to 10.0 at all times.

(g) *Mold Cooling Operations.*

BPT EFFLUENT LIMITATIONS

Pollutant or pollutant property	Maximum for any 1 day	Maximum for monthly average
	kg/1,000 kkg (pounds per million pounds) of metal poured	
Copper (T)	0.0428	0.0236
Lead (T)	0.117	0.0576
Zinc (T)	0.217	0.0827
Oil and grease	4.43	1.48
TSS	5.61	2.22
pH	(¹)	(¹)

¹ Within the range of 7.0 to 10.0 at all times.

	Maximum for any 1 day	Maximum for monthly average	Annual average ¹
	(mg/l) ²	(mg/l) ²	
Copper (T)	0.29	0.16	0.0096
Lead (T)	0.79	0.39	0.0325
Zinc (T)	1.47	0.56	0.0591
Oil and grease	30	10	0.738
TSS	38	15	1.48
pH	(³)	(³)	(³)

¹ kg/1,000 kkg (pounds per million pounds) of metal poured.

² These concentrations must be multiplied by the ratio of (17.7/x) where x is the actual normalized process wastewater flow (in gallons per 1,000 pounds of metal poured) for a specific plant.

³ Within the range of 7.0 to 10.0 at all times.

(h) *Slag Quench Operations.*

BPT EFFLUENT LIMITATIONS

Pollutant or pollutant property	Maximum for any 1 day	Maximum for monthly average
	kg/1,000 kkg (pounds per million pounds) of metal poured	
Cooper (T)	0.0527	0.0291
Lead (T)	0.144	0.0709
Zinc (T)	0.267	0.102
Oil and grease	5.46	1.82
TSS	6.91	2.73
pH	(¹)	(¹)

¹ Within the range 7.0 to 10.0 at all times.

	Maximum for any 1 day	Maximum for monthly average	Annual average ¹
	(mg/l) ²	(mg/l) ²	
Copper (T)	0.29	0.16	0.0118
Lead (T)	0.79	0.39	0.04
Zinc (T)	1.47	0.56	0.0728
Oil and grease	30	10	0.909
TSS	38	15	1.82
pH	(³)	(³)	(³)

¹ kg/1,000 kkg (pounds per million pounds) of metal poured.

² These concentrations must be multiplied by the ratio of (21.8/x) where x is the actual normalized process wastewater flow (in gallons per 1,000 pounds of metal poured) for a specific plant.

³ Within the range of 7.0 to 10.0 at all times.

(i) *Wet Sand Reclamation Operations.*

BPT EFFLUENT LIMITATIONS

Pollutant or pollutant property	Maximum for any 1 day	Maximum for monthly average
	kg/1,000 kkg (pounds per million pounds) of sand reclaimed	
Copper (T)	0.217	0.12
Lead (T)	0.59	0.291
Zinc (T)	1.1	0.418
Total phenols	0.642	0.224
Oil and grease	22.4	7.47
TSS	28.4	11.2
pH	(¹)	(¹)

¹ Within the range of 7.0 to 10.0 at all times.

	Maximum for any 1 day	Maximum for monthly average	Annual average ¹
	(mg/l) ²	(mg/l) ²	
Copper (T)	0.29	0.16	0.0485
Lead (T)	0.79	0.39	0.164
Zinc (T)	1.47	0.56	0.299
Total phenols	0.86	0.3	0.149
Oil and grease	30	10	3.73
TSS	38	15	7.47
pH	(³)	(³)	(³)

¹ kg/1,000 kkg (pounds per million pounds) of sand reclaimed.

² These concentrations must be multiplied by the ratio of (89.5/x) where x is the actual normalized process wastewater flow (in gallons per 1,000 pounds of sand reclaimed) for a specific plant.

³ Within the range of 7.0 to 10.0 at all times.

[50 FR 45247, Oct. 30, 1985; 51 FR 21761, June 16, 1986]

§ 464.33 Effluent limitations guidelines representing the degree of effluent reduction attainable by the application of the best available technology economically achievable.

Except as provided in 40 CFR 125.30 through 125.32, any existing point source subject to this subpart must achieve the following effluent limitations representing the degree of effluent reduction attainable by the application of the best available technology economically achievable, except that non-continuous dischargers shall not be subject to the maximum day and maximum for monthly average mass (kg/1,000 kkg or lb/million lb of metal poured; kg/1,000 kkg or lb/million lb of sand reclaimed; kg/62.3 million Sm³ or lb/billion SCF of air scrubbed) effluent limitations for copper, lead, zinc, and total phenols. For non-continuous dischargers, annual average mass limitations and maximum day and maximum for monthly average concentration (mg/l) limitations shall apply. Concentration limitations and annual av-

erage mass limitations shall only apply to non-continuous dischargers.

(a) *Casting Cleaning Operations.* (1) Applicable to plants that are casting primarily ductile or gray iron and to plants that are casting primarily malleable iron where greater than 3,557 tons of metal are poured per year.

BAT EFFLUENT LIMITATIONS

Pollutant or pollutant property	Maximum for any 1 day	Maximum for monthly average
	kg/1,000 kkg (pounds per million pounds) of metal poured	
Copper (T)	0.0129	0.0071
Lead (T)	0.0237	0.0116
Zinc (T)	0.0437	0.0165

	Maximum for any 1 day	Maximum for monthly average	Annual average ¹
	(mg/l) ²	(mg/l) ²	
Copper (T)	0.29	0.16	0.0029
Lead (T)	0.53	0.26	0.0067
Zinc (T)	0.98	0.37	0.0116

¹ kg/1,000 kkg (pounds per million pounds) of metal poured.

² These concentrations must be multiplied by the ratio of (5.33/x) where x is the actual normalized process wastewater flow (in gallons per 1,000 pounds of metal poured) for a specific plant.

(2) Applicable to plants that are casting primarily steel and to plants that are casting primarily malleable iron where equal to or less than 3,557 tons of metal are poured per year.

BAT EFFLUENT LIMITATIONS

Pollutant or pollutant property	Maximum for any 1 day	Maximum for monthly average
	kg/1,000 kkg (pounds per million pounds) of metal poured	
Copper (T)	0.0129	0.0071
Lead (T)	0.0353	0.0174
Zinc (T)	0.0656	0.025

	Maximum for any 1 day	Maximum for monthly average	Annual average ¹
	(mg/l) ²	(mg/l) ²	
Copper (T)	0.29	0.16	0.0029
Lead (T)	0.79	0.39	0.0098
Zinc (T)	1.47	0.56	0.0179

¹ kg/1,000 kkg (pounds per million pounds) of metal poured.

² These concentrations must be multiplied by the ratio of (5.33/x) where x is the actual normalized process wastewater flow (in gallons per 1,000 pounds of metal poured) for a specific plant.

Environmental Protection Agency

\$ 464.33

(b) *Casting Quench Operations.* (1) Applicable to plants that are casting primarily ductile or gray iron and to plants that are casting primarily malleable iron where greater than 3,557 tons of metal are poured per year.

BAT EFFLUENT LIMITATIONS

Pollutant or pollutant property	Maximum for any 1 day	Maximum for monthly average
	kg/100 kkg (pounds per million pounds) of metal poured	
Copper (T)	0.0138	0.0076
Lead (T)	0.0252	0.0124
Zinc (T)	0.0466	0.0176

	Maximum for any 1 day	Maximum for monthly average	Annual average ¹
	(mg/l) ²		
Copper (T)	0.29	0.16	0.0031
Lead (T)	0.53	0.26	0.0071
Zinc (T)	0.98	0.37	0.0124

¹ kg/1,000 kkg (pounds per million pounds) of metal poured.
² These concentrations must be multiplied by the ratio of (5.7/x) where x is the actual normalized process wastewater flow (in gallons per 1,000 pounds of metal poured) for a specific plant.

(2) Applicable to plants that are casting primarily steel and to plants that are casting primarily malleable iron where equal to or less than 3,557 tons of metal are poured per year.

BAT EFFLUENT LIMITATIONS

Pollutant or pollutant property	Maximum for any 1 day	Maximum for monthly average
	kg/1,000 kkg (pounds per million pounds) of metal poured	
Copper (T)	0.0138	0.0076
Lead (T)	0.0376	0.0185
Zinc (T)	0.0699	0.0266

	Maximum for any 1 day	Maximum for monthly average	Annual average ¹
	(mg/l) ²		
Copper (T)	0.29	0.16	0.0031
Lead (T)	0.79	0.39	0.0105
Zinc (T)	1.47	0.56	0.019

¹ kg/1,000 kkg (pounds per million pounds) of metal poured.
² These concentrations must be multiplied by the ratio of (5.7/x) where x is the actual normalized process wastewater flow (in gallons per 1,000 pounds of metal poured) for a specific plant.

(c) *Dust Collection Scrubber Operations.* (1) Applicable to plants that are cast-

ing primarily ductile or gray iron and to plants that are casting primarily malleable iron where greater than 3,557 tons of metal are poured per year.

BAT EFFLUENT LIMITATIONS

Pollutant or pollutant property	Maximum for any 1 day	Maximum for monthly average
	kg/62.3 million Sm ³ (pounds per billion SCF) of air scrubbed	
Copper (T)	0.218	0.12
Lead (T)	0.398	0.195
Zinc (T)	0.736	0.278
Total phenols	0.646	0.225

	Maximum for any 1 day	Maximum for monthly average	Annual average ¹
	(mg/l) ²		
Copper (T)	0.29	0.16	0.0488
Lead (T)	0.53	0.26	0.113
Zinc (T)	0.98	0.37	0.195
Total phenols	0.86	0.3	0.15

¹ kg/62.3 million Sm³ (pounds per billion SCF) of air scrubbed.
² These concentrations must be multiplied by the ratio of (0.09/x) where x is the actual normalized process wastewater flow (in gallons per 1,000 SCF of air scrubbed) for a specific plant.

(2) Applicable to plants that are casting primarily steel and to plants that are casting primarily malleable iron where equal to or less than 3,557 tons of metal are poured per year.

BAT EFFLUENT LIMITATIONS

Pollutant or pollutant property	Maximum for any 1 day	Maximum for monthly average
	kg/62.3 million Sm ³ (pounds per billion SCF) of air scrubbed	
Copper (T)	0.218	0.12
Lead (T)	0.593	0.293
Zinc (T)	1.1	0.421
Total phenols	0.656	0.225

	Maximum for any 1 day	Maximum for monthly average	Annual average ¹
	(mg/l) ²		
Copper (T)	0.29	0.16	0.0488
Lead (T)	0.79	0.39	0.165
Zinc (T)	1.47	0.56	0.3
Total phenols	0.86	0.3	0.15

¹ kg/62.3 million Sm³ (pounds per billion SCF) of air scrubbed.
² These concentrations must be multiplied by the ratio of (0.09/x) where x is the actual normalized process wastewater flow (in gallons per 1,000 SCF of air scrubbed) for a specific plant.

(d) *Grinding Scrubber Operations.* No discharge of process wastewater pollutants to navigable waters.

§ 464.33

(e) *Investment Casting.* (1) Applicable to plants that are casting primarily ductile or gray iron and to plants that are casting primarily malleable iron where greater than 3,557 tons of metal are poured per year.

BAT EFFLUENT LIMITATIONS

Pollutant or pollutant property	Maximum for any 1 day	Maximum for monthly average
	kg/1,000 kkg (pounds per million pounds) of metal poured	
Copper (T)	3.19	1.76
Lead (T)	5.84	2.86
Zinc (T)	10.8	4.07

	Maximum for any 1 day	Maximum for monthly average	Annual average ¹
	(mg/l) ²		
Copper (T)	0.29	0.16	0.716
Lead (T)	0.53	0.26	1.65
Zinc (T)	0.98	0.37	2.86

¹ kg/1,000 kkg (pounds per million pounds) of metal poured.
² These concentrations must be multiplied by the ratio of (1,320/x) where x is the actual normalized process wastewater flow (in gallons per 1,000 pounds of metal poured) for a specific plant.

(2) Applicable to plants that are casting primarily steel and to plants that are casting primarily malleable iron where equal to or less than 3,557 tons of metal are poured per year.

BAT EFFLUENT LIMITATIONS

Pollutant or pollutant property	Maximum for any 1 day	Maximum for monthly average
	kg/1,000 kkg (pounds per million pounds) of metal poured	
Copper (T)	3.19	1.76
Lead (T)	8.7	4.3
Zinc (T)	16.2	6.17

	Maximum for any 1 day	Maximum for monthly average	Annual average ¹
	(mg/l) ²		
Copper (T)	0.29	0.16	0.716
Lead (T)	0.79	0.39	2.42
Zinc (T)	1.47	0.56	4.41

¹ kg/1,000 kkg (pounds per million pounds) of metal poured.
² These concentrations must be multiplied by the ratio of (1,320/x) where x is the actual normalized process wastewater flow (in gallons per 1,000 pounds of metal poured) for a specific plant.

(f) *Melting Furnace Scrubber Operations.* (1) Applicable to plants that are casting primarily ductile or gray iron and to plants that are casting primarily malleable iron where greater

40 CFR Ch. I (7-1-21 Edition)

than 3,557 tons of metal are poured per year.

BAT EFFLUENT LIMITATIONS

Pollutant or pollutant property	Maximum for any 1 day	Maximum for monthly average
	kg/62.3 million Sm ³ (pounds per billion SCF) of air scrubbed	
Copper (T)	1.02	0.561
Lead (T)	1.86	0.911
Zinc (T)	3.44	1.3
Total Phenols	3.01	1.05

	Maximum for any 1 day	Maximum for monthly average	Annual average ¹
	(mg/l) ²		
Copper (T)	0.29	0.16	0.228
Lead (T)	0.53	0.26	0.526
Zinc (T)	0.98	0.37	0.911
Total Phenols	0.86	0.3	0.701

¹ kg/62.3 million Sm³ (pounds per billion SCF) of air scrubbed.

² These concentrations must be multiplied by the ratio of (0.42/x) where x is the actual normalized process wastewater flow (in gallons per 1,000 SCF of air scrubbed) for a specific plant.

(2) Applicable to plants that are casting primarily steel and to plants that are casting primarily malleable iron where equal to or less than 3,557 tons of metal are poured per year.

BAT EFFLUENT LIMITATIONS

Pollutant or pollutant property	Maximum for any 1 day	Maximum for monthly average
	kg/62.3 million Sm ³ (pounds per billion SCF) of air scrubbed	
Copper (T)	1.02	0.561
Lead (T)	2.77	1.37
Zinc (T)	5.15	1.96
Total Phenols	3.01	1.05

	Maximum for any 1 day	Maximum for monthly average	Annual average ¹
	(mg/l) ²		
Copper (T)	0.29	0.16	0.228
Lead (T)	0.79	0.39	0.771
Zinc (T)	1.47	0.56	1.4
Total Phenols	0.86	0.3	0.701

¹ kg/62.3 million Sm³ (pounds per billion SCF) of air scrubbed.

² These concentrations must be multiplied by the ratio of (0.42/x) where x is the actual normalized process wastewater flow (in gallons per 1,000 SCF of air scrubbed) for a specific plant.

(g) *Mold Cooling Operations.* (1) Applicable to plants that are casting primarily ductile or gray iron and to

Environmental Protection Agency

\$ 464.33

plants that are casting primarily malleable iron where greater than 3,557 tons of metal are poured per year.

BAT EFFLUENT LIMITATIONS

Pollutant or pollutant property	Maximum for any 1 day	Maximum for monthly average
	kg/1,000 kkg (pounds per million pounds) of metal poured	
Copper (T)	0.0428	0.0236
Lead (T)	0.0783	0.0384
Zinc (T)	0.145	0.0546

	Maximum for any 1 day	Maximum for monthly average	Annual average ¹
	(mg/l) ²		
Copper (T)	0.29	0.16	0.0096
Lead (T)	0.53	0.26	0.0222
Zinc (T)	0.98	0.37	0.0384

¹ kg/1,000 kkg (pounds per million pounds) of metal poured.
² These concentrations must be multiplied by the ratio of (17.7/x) where x is the actual normalized process wastewater flow (in gallons per 1,000 pounds of metal poured) for a specific plant.

(2) Applicable to plants that are casting primarily steel and to plants that are casting primarily malleable iron where equal to or less than 3,557 tons of metal are poured per year.

BAT EFFLUENT LIMITATIONS

Pollutant or pollutant property	Maximum for any 1 day	Maximum for monthly average
	kg/1,000 kkg (pounds per million pounds) of metal poured	
Copper (T)	0.0428	0.0236
Lead (T)	0.117	0.0576
Zinc (T)	0.217	0.0827

	Maximum for any 1 day	Maximum for monthly average	Annual average ¹
	(mg/l) ²		
Copper (T)	0.29	0.16	0.0096
Lead (T)	0.79	0.39	0.0325
Zinc (T)	1.47	0.56	0.0591

¹ kg/1,000 kkg (pounds per million pounds) of metal poured.
² These concentrations must be multiplied by the ratio of (21.8/x) where x is the actual normalized process wastewater flow (in gallons per 1,000 pounds of metal poured) for a specific plant.

(h) *Slag Quench Operations.* (1) Applicable to plants that are casting primarily ductile or gray iron and to plants that are casting primarily malleable iron where greater than 3,557 tons of metal are poured per year.

BAT EFFLUENT LIMITATIONS

Pollutant or pollutant property	Maximum for any 1 day	Maximum for monthly average
	kg/1,000 kkg (pounds per million pounds) of metal poured	
Copper (T)	0.0527	0.0291
Lead (T)	0.0964	0.0473
Zinc (T)	0.178	0.0673

	Maximum for any 1 day	Maximum for monthly average	Annual average ¹
	(mg/l) ²		
Copper (T)	0.29	0.16	0.0118
Lead (T)	0.53	0.26	0.0273
Zinc (T)	0.98	0.37	0.0473

¹ kg/1,000 kkg (pounds per million pounds) of metal poured.
² These concentrations must be multiplied by the ratio of (21.8/x) where x is the actual normalized process wastewater flow (in gallons per 1,000 pounds of metal poured) for a specific plant.

(2) Applicable to plants that are casting primarily steel and to plants that are casting primarily malleable iron where equal to or less than 3,557 tons of metal are poured per year.

BAT EFFLUENT LIMITATIONS

Pollutant or pollutant property	Maximum for any 1 day	Maximum for monthly average
	kg/1,000 kkg (pounds per million pounds) of metal poured	
Copper (T)	0.0527	0.0291
Lead (T)	0.144	0.0709
Zinc (T)	0.267	0.102

	Maximum for any 1 day	Maximum for monthly average	Annual average ¹
	(mg/l) ²		
Copper (T)	0.29	0.16	0.0118
Lead (T)	0.79	0.39	0.04
Zinc (T)	1.47	0.56	0.0728

¹ kg/1,000 kkg (pounds per million pounds) of metal poured.
² These concentrations must be multiplied by the ratio of (21.8/x) where x is the actual normalized process wastewater flow (in gallons per 1,000 pounds of metal poured) for a specific plant.

(i) *Wet Sand Reclamation Operations.*
 (1) Applicable to plants that are casting primarily ductile or gray iron and to plants that are casting malleable iron where greater than 3,557 tons of metal are poured per year.

§ 464.34

40 CFR Ch. I (7–1–21 Edition)

BAT EFFLUENT LIMITATIONS

Pollutant or pollutant property	Maximum for any 1 day	Maximum for monthly average
	kg/1,000 kkg (pounds per million pounds) of sand reclaimed	
Copper (T)	0.217	0.12
Lead (T)	0.396	0.194
Zinc (T)	0.732	0.276
Total Phenols	0.642	0.224

	Maximum for any 1 day	Maximum for monthly average	Annual average ¹
	(mg/l) ²	(mg/l) ²	
Copper (T)	0.29	0.16	0.0485
Lead (T)	0.53	0.26	0.112
Zinc (T)	0.98	0.37	0.194
Total Phenols	0.86	0.3	0.149

¹kg/1000 kkg (pounds per million pounds) of sand reclaimed.

²These concentrations must be multiplied by the ratio of (89.5/x) where x is the actual normalized process wastewater flow (in gallons per 1,000 pounds of sand reclaimed) for a specific plant.

(2) Applicable to plants that are casting primarily steel and to plants that are casting primarily malleable iron where equal to or less than 3,557 tons of metal are poured per year.

BAT EFFLUENT LIMITATIONS

Pollutant or pollutant property	Maximum for any 1 day	Maximum for monthly average
	kg/1,000 kkg (pounds per million pounds) of sand reclaimed	
Copper (T)	0.217	0.12
Lead (T)	0.59	0.291
Zinc (T)	1.1	0.418
Total Phenols	0.642	0.224

PSNS

	Maximum for any 1 day	Maximum for monthly average	Annual average ¹
	(mg/l) ²	(mg/l) ²	
Copper (T)	0.29	0.16	0.0485
Lead (T)	0.79	0.39	0.164
Zinc (T)	1.47	0.56	0.299
Total Phenols	0.86	0.3	0.149

¹kg/1000 kkg (pounds per million pounds) of sand reclaimed.

²These concentrations must be multiplied by the ratio of (89.5/x) where x is the actual normalized process wastewater flow (in gallons per 1,000 pounds of sand reclaimed) for a specific plant.

[50 FR 45247, Oct. 30, 1985; 51 FR 21761, June 16, 1986]

§ 464.34 New source performance standards.

Any new source subject to this subpart must achieve the following new source performance standards (NSPS), except that non-continuous dischargers shall not be subject to the maximum day and maximum for monthly average mass (kg/1,000 kkg or lb/million lb of metal poured; kg/1,000 kkg or lb/million lb of sand reclaimed; kg/62.3 million Sm³ or lb/billion SCF of air scrubbed) effluent standards for copper, lead, zinc, total phenols, oil and grease, and TSS. For non-continuous dischargers, annual average mass standards and maximum day and maximum for monthly average concentration (mg/l) standards shall apply. Concentration standards and annual average mass standards shall only apply to non-continuous dischargers.

(a) *Casting Cleaning Operations.* (1) Applicable to plants that are casting primarily ductile or gray iron and to plants that are casting primarily malleable iron where greater than 3,557 tons of metal are poured per year.

NSPS

Pollutant or pollutant property	Maximum for any 1 day	Maximum for monthly average
	kg/1,000 kkg (pounds per million pounds) of metal poured	
Copper (T)	0.0129	0.0071
Lead (T)	0.0237	0.0116
Zinc (T)	0.0437	0.0165
Oil and grease	1.34	0.446
TSS	0.67	0.536
pH	(¹)	(¹)

¹ Within the range of 7.0 to 10.0 at all times.

	Maximum for any 1 day	Maximum for monthly average	Annual average ¹
	(mg/l) ²	(mg/l) ²	
Copper (T)	0.29	0.16	0.0029
Lead (T)	0.53	0.26	0.0067
Zinc (T)	0.98	0.37	0.0116
Oil and grease	30	10	0.223
TSS	15	12	0.116
pH	(³)	(³)	(³)

¹kg/1000 kkg (pounds per million pounds) of metal poured.

²These concentrations must be multiplied by the ratio of (5.33/x) where x is the actual normalized process wastewater flow (in gallons per 1,000 pounds of metal poured) for a specific plant.

³ Within the range of 7.0 to 10.0 at all times.

(2) Applicable to plants that are casting primarily steel and to plants that

Environmental Protection Agency

\$ 464.34

are casting primarily malleable iron where equal to or less than 3,557 tons of metal are poured per year.

NSPS

Pollutant or pollutant property	Maximum for any 1 day	Maximum for monthly average
	kg/1,000 kkg (pounds per million pounds) of metal poured	
Copper (T)	0.0129	0.0071
Lead (T)	0.0353	0.0174
Zinc (T)	0.0656	0.025
Oil and grease	1.34	0.446
TSS	1.7	0.67
pH	(¹)	(¹)

¹ Within the range of 7.0 to 10.0 at all times.

	Maximum for any 1 day	Maximum for monthly average	Annual average ¹
	(mg/l) ²	(mg/l) ²	
Copper (T)	0.29	0.16	0.0029
Lead (T)	0.79	0.39	0.0098
Zinc (T)	1.47	0.56	0.0179
Oil and grease	30	10	0.223
TTS	38	15	0.446
pH	(³)	(³)	(³)

¹ kg/1,000 kkg (pounds per million pounds) of metal poured.

² These concentrations must be multiplied by the ratio of (5.35/x) where x is the actual normalized process wastewater flow (in gallons per 1,000 pounds of metal poured) for a specific plant.

³ Within the range of 7.0 to 10.0 at all times.

(b) *Casting Quench Operations.* (1) Applicable to plants that are casting primarily ductile or gray iron and to plants that are casting primarily malleable iron where greater than 3,557 tons of metal are poured per year.

NSPS

Pollutant or pollutant property	Maximum for any 1 day	Maximum for monthly average
	kg/1,000 kkg (pounds per million pounds) of metal poured	
Copper (T)	0.0138	0.0076
Lead (T)	0.0252	0.0124
Zinc (T)	0.0466	0.0176
Oil and grease	1.43	0.476
TSS	0.713	0.571
pH	(¹)	(¹)

¹ Within the range of 7.0 to 10.0 at all times.

	Maximum for any 1 day	Maximum for monthly average	Annual average ¹
	(mg/l) ²	(mg/l) ²	
Copper (T)	0.29	0.16	0.0031
Lead (T)	0.53	0.26	0.0071
Zinc (T)	0.98	0.37	0.0124
Oil and grease	30	10	0.238
TSS	15	12	0.124
pH	(³)	(³)	(³)

¹ Kg/1000 kkg (pounds per million pounds) of metal poured.

² Within the range of 7.0 to 10.0 at all times.

³ These concentrations must be multiplied by the ratio of (5.7/x) where x is the actual normalized process wastewater flow (in gallons per 1,000 pounds of metal poured) for a specific plant.

(2) Applicable to plants that are casting primarily steel and to plants that are casting primarily malleable iron where equal to or less than 3,557 tons of metal are poured per year.

NSPS

Pollutant or pollutant property	Maximum for any 1 day	Maximum for monthly average
	kg/1,000 kkg (pounds per million pounds) of metal poured	
Copper (T)	0.0138	0.0076
Lead (T)	0.0376	0.0185
Zinc (T)	0.0699	0.0266
Oil and grease	1.43	0.476
TSS	1.81	0.713
pH	(¹)	(¹)

¹ Within the range of 7.0 to 10.0 at all times.

	Maximum for any 1 day	Maximum for monthly average	Annual average ¹
	(mg/l) ²	(mg/l) ²	
Copper (T)	0.29	0.16	0.0031
Lead (T)	0.79	0.39	0.0105
Zinc (T)	1.47	0.56	0.019
Oil and grease	30	10	0.238
TSS	38	15	0.476
pH	(³)	(³)	(³)

¹ Kg/1000 kkg (pounds per million pounds) of metal poured.

² These concentrations must be multiplied by the ratio of (5.7/x) where x is the actual normalized process wastewater flow (in gallons per 1,000 pounds of metal poured) for a specific plant.

³ Within the range of 7.0 to 10.0 at all times.

(c) *Dust Collection Scrubber Operations.*

(1) Applicable to plants that are casting primarily ductile or gray iron and to plants that are casting primarily malleable iron where greater than 3,557 tons of metal are poured per year.

NSPS

Pollutant or pollutant property	Maximum for any 1 day	Maximum for monthly average
	kg/62.3 million Sm ³ (pounds per billion SCF) of air scrubbed	
Copper (T)	0.218	0.12
Lead (T)	0.398	0.195
Zinc (T)	0.736	0.278
Total Phenols	0.646	0.225
Oil and grease	22.5	7.51
TSS	11.3	9.01
pH	(¹)	(¹)

¹ Within the range of 7.0 to 10.0 at all times.

	Maximum for any 1 day	Maximum for monthly average	Annual average ¹
	(mg/l) ²	(mg/l) ²	
Copper (T)	0.29	0.16	0.0488
Lead (T)	0.53	0.26	0.113
Zinc (T)	0.98	0.37	0.195
Total phenols	0.86	0.3	0.15
Oil and grease	30	10	3.76
TSS	15	12	1.95
pH	(³)	(³)	(³)

¹ kg/62.3 millions Sm³ (pound per billion SCF) of air scrubbed.

² Within the range of 7.0 to 10.0 at all times.

³ These concentrations must be multiplied by the ratio of (0.09/x) where x is the actual normalized process wastewater flow (in gallons per 1,000 SCF of air scrubbed) for a specific plant.

(2) Applicable to plants that are casting primarily steel and to plants that are casting primarily malleable iron where equal to or less than 3,557 tons of metal are poured per year.

NSPS

Pollutant or pollutant property	Maximum for any 1 day	Maximum for monthly average
	kg/62.3 million Sm ³ (pounds per billion SCF) of air scrubbed	
Copper (T)	0.218	0.12
Lead (T)	0.593	0.293
Zinc (T)	1.1	0.421
Total phenols	0.656	0.225
Oil and grease	22.5	7.51
TSS	28.5	11.3
pH	(¹)	(¹)

¹ Within the range of 7.0 to 10.0 at all times.

	Maximum for any 1 day	Maximum for monthly average	Annual average ¹
	(mg/l) ²	(mg/l) ²	
Copper (T)	0.29	0.16	0.0488
Lead (T)	0.79	0.39	0.165
Zinc (T)	1.47	0.56	0.3
Total phenols	0.86	0.3	0.15
Oil and grease	30	10	3.76
TSS	38	15	7.51
pH	(³)	(³)	(³)

¹ kg/62.3 millions Sm³ (pound per billion SCF) of air scrubbed.

² Within the range of 7.0 to 10.0 at all times.

³ These concentrations must be multiplied by the ratio of (0.09/x) where x is the actual normalized process wastewater flow (in gallons per 1,000 SCF of air scrubbed) for a specific plant.

(d) *Grinding Scrubber Operations.* No discharge of process wastewater pollutants to navigable waters.

(e) *Investment Casting.* (1) Applicable to plants that are casting primarily ductile or gray iron and to plants that are casting primarily malleable iron where greater than 3,557 tons of metal are poured per year.

NSPS

Pollutant or pollutant property	Maximum for any 1 day	Maximum for monthly average
	kg/1,000 kkg (pounds per million pounds) of metal poured	
Copper (T)	3.19	1.76
Lead (T)	5.84	2.86
Zinc (T)	10.8	4.07
Oil and grease	330	110
TSS	165	132
pH	(¹)	(¹)

¹ Within the range of 7.0 to 10.0 at all times.

	Maximum for any 1 day	Maximum for monthly average	Annual average ¹
	(mg/l) ²	(mg/l) ²	
Copper (T)	0.29	0.16	0.716
Lead (T)	0.53	0.26	1.65
Zinc (T)	0.98	0.37	2.86
Oil and grease	30	10	55.1
TSS	15	12	28.6
pH	(³)	(³)	(³)

¹ kg/1,000 kkg (pounds per million pounds) of metal poured.

² These concentrations must be multiplied by the ratio of (1,320/x) where x is the actual normalized process wastewater flow (in gallons per 1,000 pounds of metal poured) for a specific plant.

³ Within the range of 7.0 to 10.0 at all times.

(2) Applicable to plants that are casting primarily steel and to plants that are casting primarily malleable iron where equal to or less than 3,557 tons of metal are poured per year.

Environmental Protection Agency

\$ 464.34

NSPS

Pollutant or pollutant property	Maximum for any 1 day	Maximum for monthly average
	kg/1,000 kkg (pounds per million pounds) of metal poured	
Copper (T)	3.19	1.76
Lead (T)	8.7	4.3
Zinc (T)	16.2	6.17
Oil and grease	330	110
TSS	419	165
pH	(¹)	(¹)

¹ Within the range of 7.0 to 10.0 at all times.

	Maximum for any 1 day	Maximum for monthly average	Annual average ¹
	(mg/l) ²	(mg/l) ²	
Copper (T)	0.29	0.16	0.716
Lead (T)	0.79	0.39	2.42
Zinc (T)	1.47	0.56	4.41
Oil and grease	30	10	55.1
TSS	38	15	110
pH	(³)	(³)	(³)

¹ kg/1,000 kkg (pounds per million pounds) of metal poured.

² These concentrations must be multiplied by the ratio of (1,320/x) where x is the actual normalized process wastewater flow (in gallons per 1,000 pounds of metal poured) for a specific plant.

³ Within the range of 7.0 to 10.0 at all times.

(f) *Melting Furnace Scrubber Operations.* (1) Applicable to plants that are casting primarily ductile or gray iron and to plants that are casting primarily malleable iron where greater than 3,557 tons of metal are poured per year.

NSPS

Pollutant or pollutant property	Maximum for any 1 day	Maximum for monthly average
	kg/62.3 million Sm ³ (pounds per billion SCF) of air scrubbed	
Copper (T)	1.02	0.561
Lead (T)	1.86	0.911
Zinc (T)	3.44	1.30
Total phenols	3.01	1.05
Oil and grease	105	35
TSS	52.6	42.1
pH	(¹)	(¹)

¹ Within the range of 7.0 to 10.0 at all times.

	Maximum for any 1 day	Maximum for monthly average	Annual average
	(mg/l) ²	(mg/l) ²	
Copper (T)	0.29	0.16	0.228
Lead (T)	0.53	0.26	0.526
Zinc (T)	0.98	0.37	0.911
Total phenols	0.86	0.3	0.701
Oil and grease	30	10	17.5
TSS	15	12	9.11
pH	(³)	(³)	(³)

¹ kg/62.3 million Sm³ (pounds per billion SCF) of air scrubbed.

² These concentrations must be multiplied by the ratio of (0.42/x) where x is the actual normalized process wastewater flow (in gallons per 1,000 SCF of air scrubbed) for a specific plant.

³ Within the range of 7.0 to 10.0 at all times.

(2) Applicable to plants that are casting primarily steel and to plants that are casting primarily malleable iron where equal to or less than 3,557 tons of metal are poured per year.

NSPS

Pollutant or pollutant property	Maximum for any 1 day	Maximum for monthly average
	kg/62.3 million Sm ³ (pounds per billion SCF) of air scrubbed	
Copper (T)	1.02	0.561
Lead (T)	2.77	1.37
Zinc (T)	5.15	1.96
Total phenols	3.01	1.05
Oil and grease	105	35
TSS	133	52.6
pH	(¹)	(¹)

¹ Within the range of 7.0 to 10.0 at all times.

	Maximum for any 1 day	Maximum for monthly average	Annual average
	(mg/l) ²	(mg/l) ²	
Copper (T)	0.29	0.16	0.228
Lead (T)	0.79	0.39	0.771
Zinc (T)	1.47	0.56	1.4
Total phenols	0.38	0.3	0.701
Oil and grease	30	10	17.5
TSS	38	15	35
pH	(³)	(³)	(³)

¹ kg/62.3 million Sm³ (pounds per billion SCF) of air scrubbed.

² These concentrations must be multiplied by the ratio of (0.42/x) where x is the actual normalized process wastewater flow (in gallons per 1,000 SCF of air scrubbed) for a specific plant.

³ Within the range of 7.0 to 10.0 at all times.

(g) *Mold Cooling Operations.* (1) Applicable to plants that are casting primarily ductile or gray iron and to plants that are casting primarily malleable iron where greater than 3,557 tons of metal are poured per year.

NSPS

Pollutant or pollutant property	Maximum for any 1 day	Maximum for monthly average
	kg/1,000 kkg (pounds per million pounds) of metal poured	
Copper (T)	0.0428	0.0236
Lead (T)	0.0783	0.0384
Zinc (T)	0.0145	0.0546
Oil and grease	4.43	1.48
TSS	2.22	1.77
pH	(¹)	(¹)

¹ Within the range of 7.0 to 10.0 at all times.

	Maximum for any 1 day	Maximum for monthly average	Annual aver- age ¹
	(mg/l) ²	(mg/l) ¹	
Copper (T)	0.29	0.16	0.0096
Lead (T)	0.53	0.26	0.0222
Zinc (T)	0.98	0.37	0.0384
Oil and grease	30	10	0.738
TSS	15	12	0.384
pH	(³)	(³)	(³)

¹ kg/1,000 kkg (pounds per million) pounds of metal poured.
² These concentrations must be multiplied by the ratio of (17.7/x) where x is the actual normalized process wastewater flow (in gallons per 1,000 pounds of metal poured) for a specific plant.
³ Within the range of 7.0 to 10.0 at all times.

(2) Applicable to plants that are casting primarily steel and to plants that are casting primarily malleable iron where equal to or less than 3,557 tons of metal are poured per year.

NSPS

Pollutant or pollutant property	Maximum for any 1 day	Maximum for monthly aver- age
	kg/1,000 kkg (pounds per million pounds) of metal poured	
Copper (T)	0.0428	0.0236
Lead (T)	0.117	0.0576
Zinc (T)	0.217	0.0827
Oil and grease	4.43	1.48
TSS	5.61	2.22
pH	(¹)	(¹)

¹ Within the range of 7.0 to 10.0 at all times.

	Maximum for any 1 day	Maximum for monthly av- erage	Annual aver- age ¹
	(mg/l) ²	(mg/l) ²	
Copper (T)	0.29	0.16	0.0096
Lead (T)	0.79	0.39	0.0325
Zinc (T)	1.47	0.56	0.0591
Oil and grease	30	10	0.738
TSS	38	15	1.48
pH	(³)	(³)	(³)

¹ kg/1,000 kkg (pounds per million) pounds of metal poured.
² These concentrations must be multiplied by the ratio of (17.7/x) where x is the actual normalized process wastewater flow (in gallons per 1,000 pounds of metal poured) for a specific plant.
³ Within the range of 7.0 to 10.0 at all times.

(h) *Slag Quench Operations.* (1) Applicable to plants that are casting primarily ductile or gray iron and to plants that are casting primarily malleable iron where greater than 3,557 tons of metal are poured per year.

NSPS

Pollutant or pollutant property	Maximum for any 1 day	Maximum for monthly aver- age
	kg/1,000 kkg (pounds per million pounds) of metal poured	
Copper (T)	0.0527	0.0291
Lead (T)	0.0964	0.0473
Zinc (T)	0.178	0.0673
Oil and grease	5.46	1.82
TSS	2.73	2.18
pH	(¹)	(¹)

¹ Within the range of 7.0 to 10.0 at all times.

	Maximum for any 1 day	Maximum for monthly average	Annual aver- age ¹
	(mg/l) ²	(mg/l) ²	
Copper (T)	0.29	0.16	0.0118
Lead (T)	0.53	0.26	0.0273
Zinc (T)	0.98	0.37	0.0473
Oil and grease	30	10	0.909
TSS	15	12	0.473
pH	(³)	(³)	(³)

¹ kg/1,000 kkg (pounds per million pounds) of metal poured.
² These concentrations must be multiplied by the ratio of (21.8/x) where x is the actual normalized process wastewater flow (in gallons per 1,000 pounds of metal poured) for a specific plant.
³ Within the range of 7.0 to 10.0 at all times.

(2) Applicable to plants that are casting primarily steel and to plants that are casting primarily malleable iron where equal to or less than 3,557 tons of metal are poured per year.

NSPS

Pollutant or pollutant property	Maximum for any 1 day	Maximum for monthly aver- age
	kg/1,000 kkg (pounds per million pounds) of metal poured	
Copper (T)	0.0527	0.0291
Lead (T)	0.144	0.0709
Zinc (T)	0.267	0.102
Oil and grease	5.46	1.82
TSS	6.91	2.73
pH	(¹)	(¹)

¹ Within the range of 7.0 to 10.0 at all times.

	Maximum for any 1 day	Maximum for monthly average	Annual average
	(mg/l) ²	(mg/l) ²	
Copper (T)	0.29	0.16	0.0118
Lead (T)	0.79	0.39	0.04
Zinc (T)	1.47	0.56	0.0728
Oil and grease	30	10	0.909
TSS	38	15	1.82
pH	(³)	(³)	(³)

¹ kg/1000 kkg (pounds per million pounds) of metal poured.
² These concentrations must be multiplied by the ratio of (21.8/x) where x is the actual normalized process wastewater flow (in gallons per 1,000 pounds of metal poured) for a specific plant.

Environmental Protection Agency

§ 464.35

³ Within the range of 7.0 to 10.0 at all times.

(i) *Wet Sand Reclamation Operations.*
(1) Applicable to plants that are casting primarily ductile or gray iron and to plants that are casting primarily malleable iron where greater than 3,557 tons of metal are poured per year.

NSPS

Pollutant or pollutant property	Maximum for any 1 day	Maximum for monthly average
	kg/1,000 kkg (pounds per million pounds) of sand reclaimed	
Copper (T)	0.217	0.12
Lead (T)	0.396	0.194
Zinc (T)	0.732	0.276
Total phenols	0.642	0.224
Oil and grease	22.4	7.47
TSS	11.2	8.96
pH	(¹)	(¹)

¹ Within the range of 7.0 to 10.0 at all times.

	Maximum for any 1 day	Maximum for monthly average	Annual average ¹
	(mg/l) ²	(mg/l) ²	
Copper (T)	0.29	0.16	0.0485
Lead (T)	0.53	0.26	0.112
Zinc (T)	0.98	0.37	0.194
Total phenols	0.86	0.3	0.149
Oil and grease	30	10	3.73
TSS	15	12	1.94
pH	(³)	(³)	(³)

¹ kg/1,000 kkg (pounds per million pounds) of sand reclaimed.

² These concentrations must be multiplied by the ratio of (89.5/x) where x is the actual normalized process wastewater flow (in gallons per 1,000 pounds of sand reclaimed) for a specific plant.

³ Within the range of 7.0 to 10.0 at all times.

(2) Applicable to plants that are casting primarily steel and to plants that are casting primarily malleable iron where equal to or less than 3,557 tons of metal are poured per year.

NSPS

Pollutant or pollutant property	Maximum for any 1 day	Maximum for monthly average
	kg/1,000 kkg (pounds per million pounds) of sand reclaimed	
Copper (T)	0.217	0.12
Lead (T)	0.59	0.291
Zinc (T)	1.1	0.418
Total phenols	0.642	0.224
Oil and grease	22.4	7.47
TSS	28.4	11.2
pH	(¹)	(¹)

¹ Within the range of 7.0 to at all times.

	Maximum for any 1 day	Maximum for monthly average	Annual average ¹
	(mg/l) ²	(mg/l) ²	
Copper (T)	0.29	0.16	0.0485
Lead (T)	0.79	0.39	0.164
Zinc (T)	1.47	0.56	0.299
Total phenols	0.86	0.3	0.149
Oil and grease	30	10	3.73
TSS	38	15	7.47
pH	(³)	(³)	(³)

¹ kg/1,000 kkg (pounds per million pounds) of sand reclaimed.

² These concentrations must be multiplied by the ratio of (89.5/x) where x is the actual normalized process wastewater flow (in gallons per 1,000 pounds of sand reclaimed) for a specific plant.

³ Within the range of 7.0 to 10.0 at all times.

[50 FR 45247, Oct. 30, 1985; 51 FR 21761, June 16, 1986]

§ 464.35 Pretreatment standards for existing sources.

Except as provided in 40 CFR 403.7 and 403.13, any existing source subject to this subpart which introduces pollutants into a publicly owned treatment works must comply with 40 CFR part 403 and achieve the following pretreatment standards for existing sources.

(a) *Casting Cleaning Operations.* (1) Applicable to plants that are casting primarily ductile iron, to plants that are casting primarily malleable iron where greater than 3,557 tons of metal are poured per year, and to plants that are casting primarily gray iron where greater than 1,784 tons of metal are poured per year.

PSES

Pollutant or pollutant property	Maximum for any 1 day	Maximum for monthly average
	kg/1,000 kkg (pounds per million pounds) of metal poured	
Copper (T)	0.0129	0.0071
Lead (T)	0.0237	0.0116
Zinc (T)	0.0437	0.0165

(2) Applicable to plants that are casting primarily steel, to plants that are casting primarily malleable iron where equal to or less than 3,557 tons of metal are poured per year, and to plants that are casting primarily gray iron where equal to or less than 1,784 tons of metal are poured per year.

PSES

Pollutant or pollutant property	Maximum for any 1 day	Maximum for monthly average
	kg/1,000 kkg (pounds per million pounds) of metal poured	
Copper (T)	0.0129	0.0071
Lead (T)	0.0353	0.0174
Zinc (T)	0.0656	0.025

(b) *Casting Quench Operations.* (1) Applicable to plants that are casting primarily ductile iron, to plants that are casting primarily malleable iron where greater than 3,557 tons of metal are poured per year, and to plants that are casting primarily gray iron where greater than 1,784 tons of metal are poured per year.

PSES

Pollutant or pollutant property	Maximum for any 1 day	Maximum for monthly average
	kg/1,000 kkg (pounds per million pounds) of metal poured	
Copper (T)	0.0138	0.0076
Lead (T)	0.0252	0.0124
Zinc (T)	0.0466	0.0176
TTO	0.0257	0.00838
Oil and grease (for alternate monitoring)	1.43	0.476

(2) Applicable to plants that are casting primarily steel, to plants that are casting primarily malleable iron where equal to or less than 3,557 tons of metal are poured per year, and to plants that are casting primarily gray iron where equal to or less than 1,784 tons of metal are poured per year.

PSES

Pollutant or pollutant property	Maximum for any 1 day	Maximum for monthly average
	kg/1,000 kkg (pounds per million pounds) of metal poured	
Copper (T)	0.0138	0.0076
Lead (T)	0.0376	0.0185
Zinc (T)	0.0699	0.0266
TTO	0.0257	0.00838
Oil and grease (for alternate monitoring)	1.43	0.476

(c) *Dust Collection Scrubber Operations.* (1) Applicable to plants that are cast-

ing primarily ductile iron, to plants that are casting primarily malleable iron where greater than 3,557 tons of metal are poured per year, and to plants that are casting primarily gray iron where greater than 1,784 tons of metal are poured per year.

PSES

Pollutant or pollutant property	Maximum for any 1 day	Maximum for monthly average
	kg/62.3 million Sm ³ (pounds per billion SCF) of air scrubbed	
Copper (T)	0.218	0.12
Lead (T)	0.398	0.195
Zinc (T)	0.736	0.278
Total Phenols	0.646	0.225
TTO	2.04	0.664
Oil and Grease (for alternate monitoring)	22.5	7.51

(2) Applicable to plants that are casting primarily steel, to plants that are casting primarily malleable iron where equal to or less than 3,557 tons of metal are poured per year, and to plants that are casting primarily gray iron where equal to or less than 1,784 tons of metal are poured per year.

PSES

Pollutant or pollutant property	Maximum for any 1 day	Maximum for monthly average
	kg/62.3 million Sm ³ (pounds per billion SCF) of air scrubbed	
Copper (T)	0.218	0.12
Lead (T)	0.593	0.293
Zinc (T)	1.1	0.421
Total Phenols	0.656	0.225
TTO	2.04	0.664
Oil and Grease (for alternate monitoring)	22.5	7.51

(d) *Grinding Scrubber Operations.* No discharge of process wastewater pollutants to a POTW.

(e) *Investment Casting.* (1) Applicable to plants that are casting primarily ductile iron, to plants that are casting primarily malleable iron where greater than 3,557 tons of metal are poured per year, and to plants that are casting primarily gray iron where greater than 1,784 tons of metal are poured per year.

Environmental Protection Agency

\$ 464.35

PSES

Pollutant or pollutant property	Maximum for any 1 day	Maximum for monthly average
	kg/1,000 kkg (pounds per million pounds) of metal poured	
Copper (T)	3.19	1.76
Lead (T)	5.84	2.86
Zinc (T)	10.8	4.07
TTO	13.2	4.3
Oil and Grease (for alternate monitoring)	330	110

(2) Applicable to plants that are casting primarily steel, to plants that are casting primarily malleable iron where equal to or less than 3,557 tons of metal are poured per year, and to plants that are casting primarily gray iron where equal to or less than 1,784 tons of metal are poured per year.

PSES

Pollutant or pollutant property	Maximum for any 1 day	Maximum for monthly average
	kg/1,000 kkg (pounds per million pounds) of metal poured	
Copper (T)	3.19	1.76
Lead (T)	8.7	4.3
Zinc (T)	16.2	6.17
TTO	13.2	4.3
Oil and Grease (for alternate monitoring)	330	110

(f) *Melting Furnace Scrubber Operations.* (1) Applicable to plants that are casting primarily ductile iron, to plants that are casting primarily malleable iron where greater than 3,557 tons of metal are poured per year, and to plants that are casting primarily gray iron where greater than 1,784 tons of metal are poured per year.

PSES

Pollutant or pollutant property	Maximum for any 1 day	Maximum for monthly average
	kg/62.3 million Sm ³ (pounds per billion SCF) of air scrubbed	
Copper (T)	1.02	0.561
Lead (T)	1.86	0.911
Zinc (T)	3.44	1.30
Total phenols	3.01	1.05
TTO	8.34	2.73
Oil and grease (for alternate monitoring)	105	35

(2) Applicable to plants that are casting primarily steel, to plants that are casting primarily malleable iron where equal to or less than 3,557 tons of metal are poured per year, and to plants that are casting primarily gray iron where equal to or less than 1,784 tons of metal are poured per year.

PSES

Pollutant or pollutant property	Maximum for any 1 day	Maximum for monthly average
	kg/62.3 million Sm ³ (pounds per billion SCF) of air scrubbed	
Copper (T)	1.02	0.561
Lead (T)	2.77	1.37
Zinc (T)	5.15	1.96
Total phenols	3.01	1.05
TTO	8.34	2.73
Oil and grease (for alternate monitoring)	105	35

(g) *Mold Cooling Operations.* (1) Applicable to plants that are casting primarily ductile iron, to plants that are casting primarily malleable iron where greater than 3,557 tons of metal are poured per year, and to plants that are casting primarily gray iron where greater than 1,784 tons of metal are poured per year.

PSES

Pollutant or pollutant property	Maximum for any 1 day	Maximum for monthly average
	kg/1,000 kkg (pounds per million pounds) of metal poured	
Copper (T)	0.0428	0.0236
Lead (T)	0.0783	0.0384
Zinc (T)	0.145	0.0546
TTO	0.0797	0.026
Oil and grease (for alternate monitoring)	4.43	1.48

(2) Applicable to plants that are casting primarily steel, to plants that are casting primarily malleable iron where greater than 3,557 tons of metal are poured per year, and to plants that are casting primarily gray iron where equal to or less than 1,784 tons of metal are poured per year.

§ 464.36

40 CFR Ch. I (7–1–21 Edition)

PSES

Pollutant or pollutant property	Maximum for any 1 day	Maximum for monthly average
	kg/1,000 kkg (pounds per million pounds) of metal poured	
Copper (T)	0.0428	0.0236
Lead (T)	0.117	0.0576
Zinc (T)	0.217	0.0827
TTO	0.0797	0.026
Oil and grease (for alternate monitoring)	4.43	1.48

(h) *Slag Quench Operations.* (1) Applicable to plants that are casting primarily ductile iron, to plants that are casting primarily malleable iron where greater than 3,557 tons of metal are poured per year, and to plants that are casting primarily gray iron where greater than 1,784 tons of metal are poured per year.

PSES

Pollutant or pollutant property	Maximum for any 1 day	Maximum for monthly average
	kg/1,000 kkg (pounds per million pounds) of metal poured	
Copper (T)	0.0527	0.0291
Lead (T)	0.0964	0.0473
Zinc (T)	0.178	0.0673
TTO	0.0257	0.00838
Oil and grease (for alternate monitoring)	5.46	1.82

(2) Applicable to plants that are casting primarily steel, to plants that are casting primarily malleable iron where equal to or less than 3,557 tons of metal are poured per year, and to plants that are casting primarily gray iron where equal to or less than 1,784 tons of metal are poured per year.

PSES

Pollutant or pollutant property	Maximum for any 1 day	Maximum for monthly average
	kg/1,000 kkg (pounds per million pounds) of metal poured	
Copper (T)	0.0527	0.0291
Lead (T)	0.144	0.0709
Zinc (T)	0.267	0.102
TTO	0.0257	0.00838
Oil and grease (for alternate monitoring)	5.46	1.82

(i) *West Sand Reclamation Operations.*

(1) Applicable to plants that are casting primarily ductile iron, to plants that are casting primarily malleable iron where greater than 3,557 tons of metal are poured per year, and to plants that are casting gray iron where greater than 1,784 tons of metal are poured per year.

PSES

Pollutant or pollutant property	Maximum for any 1 day	Maximum for monthly average
	kg/1,000 kkg (pounds per million pounds) of sand reclaimed	
Copper (T)	0.217	0.12
Lead (T)	0.396	0.194
Zinc (T)	0.732	0.276
Total Phenols	0.642	0.224
TTO	1.18	0.386
Oil and grease (for alternate monitoring)	22.4	7.47

(2) Applicable to plants that are casting primarily steel, to plants that are casting primarily malleable iron where equal to or less than 3,557 tons of metal are poured per year, and to plants that are casting primarily gray iron where equal to or less than 1,784 tons of metal are poured per year.

PSES

Pollutant or pollutant property	Maximum for any 1 day	Maximum for monthly average
	kg/1,000 kkg (pounds per million pounds) of sand reclaimed	
Copper (T)	0.217	0.12
Lead (T)	0.59	0.291
Zinc (T)	1.1	0.418
Total Phenols	0.642	0.224
TTO	1.18	0.386
Oil and grease (for alternate monitoring)	22.4	7.47

[50 FR 45247, Oct. 30, 1985; 51 FR 21762, June 16, 1986]

§ 464.36 Pretreatment standards for new sources.

Except as provided in 40 CFR 403.7, any new source subject to this subpart which introduces pollutants into publicly owned treatment works must comply with 40 CFR part 403 and achieve the following pretreatment standards for new sources.

Environmental Protection Agency

§ 464.36

(a) *Casting Cleaning Operations.* (1) Applicable to plants that are casting primarily ductile iron, to plants that are casting primarily malleable iron where greater than 3,557 tons of metal are poured per year, and to plants that are casting primarily gray iron where greater than 1,784 tons of metal are poured per year.

PSNS

Pollutant or pollutant property	Maximum for any 1 day	Maximum for monthly average
	kg/1,000 kkg (pounds per million pounds) of metal poured	
Copper (T)	0.0129	0.0071
Lead (T)	0.0237	0.0116
Zinc (T)	0.0437	0.0165

(2) Applicable to plants that are casting primarily steel, to plants that are casting primarily malleable iron where equal to or less than 3,557 tons of metal are poured per year, and to plants that are casting primarily gray iron where equal to or less than 1,784 tons of metal are poured per year.

PSNS

Pollutant or pollutant property	Maximum for any 1 day	Maximum for monthly average
	kg/1,000 kkg (pounds per million pounds) of metal poured	
Copper (T)	0.0129	0.0071
Lead (T)	0.0353	0.0174
Zinc (T)	0.0656	0.025

(b) *Casting Quench Operations.* (1) Applicable to plants that are casting primarily ductile iron, to plants that are casting primarily malleable iron where greater than 3,557 tons of metal are poured per year, and to plants that are casting primarily gray iron where greater than 1,784 tons of metal are poured per year.

PSNS

Pollutant or pollutant property	Maximum for any 1 day	Maximum for monthly average
	kg/1,000 kkg (pounds per million pounds) of metal poured	
Copper (T)	0.0138	0.0076
Lead (T)	0.0252	0.0124
Zinc (T)	0.0466	0.0176
TTO	0.0257	0.00838
Oil and Grease (for alternate monitoring)	1.43	0.476

(2) Applicable to plants that are casting primarily steel, to plants that are casting primarily malleable iron where equal to or less than 3,557 tons of metal are poured per year, and to plants that are casting primarily gray iron where equal to or less than 1,784 tons of metal are poured per year.

PSNS

Pollutant or pollutant property	Maximum for any 1 day	Maximum for monthly average
	kg/1,000 kkg (pounds per million pounds) of metal poured	
Copper (T)	0.0138	0.0076
Lead (T)	0.0376	0.0185
Zinc (T)	0.0699	0.0266
TTO	0.0257	0.00838
Oil and Grease (for alternate monitoring)	1.43	0.476

(c) *Dust Collection Scrubber Operations.* (1) Applicable to plants that are casting primarily ductile iron, to plants that are casting primarily malleable iron where greater than 3,557 tons of metal are poured per year, and to plants that are casting primarily gray iron where greater than 1,784 tons of metal are poured per year.

PSNS

Pollutant or pollutant property	Maximum for any 1 day	Maximum for monthly average
	kg/62.3 million Sm ³ (pounds per billion SCF) of air scrubbed	
Copper (T)	0.218	0.12
Lead (T)	0.398	0.195
Zinc (T)	0.736	0.278
Total Phenols	0.646	0.225
TTO	2.04	0.664
Oil and Grease (for alternate monitoring)	22.5	7.51

(2) Applicable to plants that are casting primarily steel, to plants that are

§ 464.36

casting primarily malleable iron where equal to or less than 3,557 tons of metal are poured per year, and to plants that are casting primarily gray iron where equal to or less than 1,784 tons of metal are poured per year.

PSNS

Pollutant or pollutant property	Maximum for any 1 day	Maximum for monthly average
	kg/62.3 million Sm ³ (pounds per billion SCF) of air scrubbed	
Copper (T)	0.218	0.12
Lead (T)	0.593	0.293
Zinc (T)	1.1	0.421
Total Phenols	0.656	0.225
TTO	2.04	0.664
Oil and Grease (for alternate monitoring)	22.5	7.51

(d) *Grinding Scrubber Operations.* No discharge of process wastewater pollutants to a POTW.

(e) *Investment Casting.* (1) Applicable to plants that are casting primarily ductile iron, to plants that are casting primarily malleable iron where greater than 3,557 tons of metal are poured per year, and to plants that are casting primarily gray iron where greater than 1,784 tons of metal are poured per year.

PSNS

Pollutant or pollutant property	Maximum for any 1 day	Maximum for monthly average
	kg/1,000 kkg (pounds per million pounds) of metal poured	
Copper (T)	3.19	1.76
Lead (T)	5.84	2.86
Zinc (T)	10.8	4.07
TTO	13.2	4.3
Oil and Grease (for alternate monitoring)	330	110

(2) Applicable to plants that are casting primarily steel, to plants that are casting primarily malleable iron where equal to or less than 3,557 tons of metal are poured per year, and to plants that are casting primarily gray iron where equal to or less than 1,784 tons of metal are poured per year.

40 CFR Ch. I (7–1–21 Edition)

PSNS

Pollutant or pollutant property	Maximum for any 1 day	Maximum for monthly average
	kg/1,000 kkg (pounds per million pounds) of metal poured	
Copper (T)	3.19	1.76
Lead (T)	8.7	4.3
Zinc (T)	16.2	6.17
TTO	13.2	4.3
Oil and Grease (for alternate monitoring)	330	110

(f) *Melting Furnace Scrubber Operations.* (1) Applicable to plants that are casting primarily ductile iron, to plants that are casting primarily malleable iron where greater than 3,557 tons of metal are poured per year, and to plants that are casting primarily gray iron where greater than 1,784 tons of metal are poured per year.

PSNS

Pollutant or pollutant property	Maximum for any 1 day	Maximum for monthly average
	kg/62.3 million Sm ³ (pounds per billion SCF) of air scrubbed	
Copper (T)	1.02	0.561
Lead (T)	1.86	0.911
Zinc (T)	3.44	1.3
Total Phenols	3.01	1.05
TTO	8.34	2.73
Oil and Grease (for alternate monitoring)	105	35

(2) Applicable to plants that are casting primarily steel, to plants that are casting primarily malleable iron where equal to or less than 3,557 tons of metal are poured per year, and to plants that are casting primarily gray iron where equal to or less than 1,784 tons of metal are poured per year.

PSNS

Pollutant or pollutant property	Maximum for any 1 day	Maximum for monthly average
	kg/62.3 million Sm ³ (pounds per billion SCF) of air scrubbed	
Copper (T)	1.02	0.561
Lead (T)	2.77	1.37
Zinc (T)	5.15	1.96
Total Phenols	3.01	1.05
TTO	8.34	2.73
Oil and Grease (for alternate monitoring)	105	35

Environmental Protection Agency

§ 464.36

(g) *Mold Cooling Operations.* (1) Applicable to plants that are casting primarily ductile iron, to plants that are casting primarily malleable iron where greater than 3,557 tons of metal are poured per year, and to plants that are casting primarily gray iron where greater than 1,784 tons of metal are poured per year.

PSNS

Pollutant or pollutant property	Maximum for any 1 day	Maximum for monthly average
	kg/1,000 kkg (pounds per million pounds) of metal poured	
Copper (T)	0.0428	0.0236
Lead (T)	0.0783	0.0384
Zinc (T)	0.145	0.0546
TTO	0.0797	0.026
Oil and Grease (for alternate monitoring)	4.43	1.48

(2) Applicable to plants that are casting primarily steel, to plants that are casting primarily malleable iron where equal to or less than 3,557 tons of metal are poured per year, and to plants that are casting primarily gray iron where equal to or less than 1,784 tons of metal are poured per year.

PSNS

Pollutant or pollutant property	Maximum for any 1 day	Maximum for monthly average
	kg/1,000 kkg (pounds per million pounds) of metal poured	
Copper (T)	0.0428	0.0236
Lead (T)	0.117	0.0576
Zinc (T)	0.217	0.0827
TTO	0.0797	0.026
Oil and Grease (for alternate monitoring)	4.43	1.48

(h) *Slag Quench Operations.* (1) Applicable to plants that are casting primarily ductile iron, to plants that are casting primarily malleable iron where greater than 3,557 tons of metal are poured per year, and to plants that are casting primarily gray iron where greater than 1,784 tons of metal are poured per year.

PSNS

Pollutant or pollutant property	Maximum for any 1 day	Maximum for monthly average
	kg/1,000 kkg (pounds per million pounds) of metal poured	
Copper (T)	0.0527	0.0291
Lead (T)	0.0964	0.0473
Zinc (T)	0.178	0.0673
TTO	0.0257	0.00838
Oil and grease (for alternate monitoring)	5.46	1.82

(2) Applicable to plants that are casting primarily steel, to plants that are casting primarily malleable iron where equal to or less than 3,557 tons of metal are poured per year, and to plants that are casting primarily gray iron where equal to or less than 1,784 tons of metal are poured per year.

PSNS

Pollutant or pollutant property	Maximum for any 1 day	Maximum for monthly average
	kg/1,000 kkg (pounds per million pounds) of metal poured	
Copper (T)	0.0527	0.0291
Lead (T)	0.144	0.0709
Zinc (T)	0.267	0.102
TTO	0.0257	0.00838
Oil and grease (for alternate monitoring)	5.46	1.82

(i) *Wet Sand Reclamation Operations.* (1) Applicable to plants that are casting primarily ductile iron, to plants that are casting primarily malleable iron where greater than 3,557 tons of metal are poured per year, and to plants that are casting primarily gray iron where greater than 1,784 tons of metal are poured per year.

PSNS

Pollutant or pollutant property	Maximum for any 1 day	Maximum for monthly average
	kg/1,000 kkg (pounds per million pounds) of sand reclaimed	
Copper (T)	0.217	0.12
Lead (T)	0.396	0.194
Zinc (T)	0.732	0.276
Total phenols	0.642	0.224
TTO	1.18	0.386
Oil and grease (for alternate monitoring)	22.4	7.47

§ 464.37

(2) Applicable to plants that are casting primarily steel, to plants that are casting primarily malleable iron where equal to or less than 3,557 tons of metal are poured per year, and to plants that are casting primarily gray iron where equal to or less than 1,784 tons of metal are poured per year.

PSNS

Pollutant or pollutant property	Maximum for any 1 day	Maximum for monthly average
	kg/1,000 kkg (pounds per million pounds) of sand reclaimed	
Copper (T)	0.217	0.12
Lead (T)	0.59	0.291
Zinc (T)	1.10	0.418
Total phenols	0.642	0.224
TTO	1.18	0.386
Oil and grease (for alternate monitoring)	22.4	7.47

§ 464.37 Effluent limitations guidelines representing the degree of effluent reduction attainable by the application of the best conventional pollutant control technology. [Reserved]

Subpart D—Zinc Casting Subcategory

§ 464.40 Applicability; description of the zinc casting subcategory.

The provisions of this subpart are applicable to discharges to waters of the United States and to the introduction of pollutants into publicly owned treatment works resulting from zinc casting operations as defined in § 464.02(d).

§ 464.41 Specialized definitions.

For the purpose of this subpart:

(a) *Total Toxic Organics* (TTO). TTO is a regulated parameter under PSES (§ 464.45) and PSNS (§ 464.46) for the zinc subcategory and is comprised of a discrete list of toxic organic pollutants for each process segment where it is regulated, as follows:

(1) Casting Quench (§ 464.45(a) and § 464.46(a)):

21. 2,4,6-trichlorophenol
22. para-chloro meta-cresol
31. 2,4-dichlorophenol
34. 2,4-dimethylphenol
39. fluoranthene
44. methylene chloride (dichloromethane)
65. phenol

40 CFR Ch. I (7–1–21 Edition)

66. bis(2-ethylhexyl) phthalate
68. di-n-butyl phthalate
70. diethyl phthalate
85. tetrachloroethylene

(2) Die Casting (§ 464.45(b) and § 464.46(b)):

1. acenaphthene
21. 2,4,6-trichlorophenol
22. para-chloro meta-cresol
24. 2-chlorophenol
34. 2,4-dimethylphenol
44. methylene chloride (dichloromethane)
55. naphthalene
65. phenol
66. bis(2-ethylhexyl) phthalate
68. di-n-butyl phthalate
70. diethyl phthalate
85. tetrachloroethylene
86. toluene
87. trichloroethylene

(3) Melting Furnace Scrubber (§ 464.45(c) and § 464.46(c)):

31. 2,4-dichlorophenol
34. 2,4-dimethylphenol
39. fluoranthene
44. methylene chloride (dichloromethane)
55. naphthalene
65. phenol
66. bis(2-ethylhexyl) phthalate
68. di-n-butyl phthalate
85. tetrachloroethylene
86. toluene
87. trichloroethylene

(4) Mold Cooling (§ 464.45(d) and § 464.46(d)):

21. 2,4,6-trichlorophenol
22. para-chloro meta-cresol
31. 2,4-dichlorophenol
34. 2,4-dimethylphenol
39. fluoranthene
44. methylene chloride (dichloromethane)
65. phenol
66. bis(2-ethylhexyl) phthalate
68. di-n-butyl phthalate
70. diethyl phthalate
85. tetrachloroethylene

[50 FR 45247, Oct. 30, 1985; 51 FR 21762, June 16, 1986]

§ 464.42 Effluent limitations guidelines representing the degree of effluent reduction attainable by the application of the best practicable control technology currently available.

Except as provided in 40 CFR 125.30 through 125.32, any existing point source subject to this subpart must achieve the following effluent limitations representing the degree of effluent reduction attainable by the application of the best practicable control technology currently available, except

Environmental Protection Agency

\$ 464.42

that non-continuous dischargers shall not be subject to the maximum day and maximum for monthly average mass (kg/1,000 kkg or lb/million lb of metal poured; kg/62.3 million Sm³ or lb/billion SCF of air scrubbed) effluent limitations for copper, lead, zinc, total phenols, oil and grease, and TSS. For non-continuous dischargers, annual average mass limitations and maximum day and maximum for monthly average concentration (mg/l) limitations shall apply. Concentration limitations and annual average mass limitations shall only apply to noncontinuous dischargers.

(a) Casting Quench Operations.

BPT EFFLUENT LIMITATIONS

Pollutant or pollutant property	Maximum for any 1 day	Maximum for monthly average
	kg/1,000 kkg (pounds per million pounds) of metal poured	
Copper (T)	0.0344	0.0187
Lead (T)	0.0353	0.0174
Zinc (T)	0.0509	0.0192
Oil and grease	1.34	0.446
TSS	1.7	0.67
pH	(¹)	(¹)

¹ Within the range of 7.0 to 10.0 at all times.

	Maximum for any 1 day	Maximum for monthly average	Annual average ¹
	(mg/l) ²	(mg/l) ²	
Copper (T)	0.77	0.42	0.0076
Lead (T)	0.79	0.39	0.0098
Zinc (T)	1.14	0.43	0.0121
Oil and grease	30	10	0.223
TSS	38	15	0.446
pH	(³)	(³)	(³)

¹ kg/1000 kkg (pound per million pounds) of metal poured.

² These concentrations must be multiplied by the ratio of (5.35/x) where x is the actual normalized process wastewater flow (in gallons per 1,000 pounds of metal poured) for a specific plant.

³ Within the range of 7.0 to 10.0 at all times.

(b) Die Casting Operations.

BPT EFFLUENT LIMITATIONS

Pollutant or pollutant property	Maximum for any 1 day	Maximum for monthly average
	kg/1,000 kkg (pounds per million pounds) of metal poured	
Copper (T)	0.0066	0.0036
Lead (T)	0.0068	0.0034
Zinc (T)	0.0098	0.0037
Total phenols	0.0074	0.0026
Oil and grease	0.259	0.0864
TSS	0.328	0.13
pH	(¹)	(¹)

¹ Within the range of 7.0 to 10.0 at all times.

	Maximum for any 1 day	Maximum for monthly average	Annual average ¹
	(mg/l) ²	(mg/l) ²	
Copper (T)	0.77	0.42	0.0015
Lead (T)	0.79	0.39	0.0019
Zinc (T)	1.14	0.43	0.0023
Total phenols	0.86	0.3	0.0017
Oil and grease	30	10	0.0432
TSS	38	15	0.0864
pH	(³)	(³)	(³)

¹ kg/1000 kkg (pound per million pounds) of metal poured.

² These concentrations must be multiplied by the ratio of (1.04/x) where x is the actual normalized process wastewater flow (in gallons per 1,000 pounds of metal poured) for a specific plant.

³ Within the range of 7.0 to 10.0 at all times.

(c) Melting Furnace Scrubber Operations.

BPT EFFLUENT LIMITATIONS

Pollutant or pollutant property	Maximum for any 1 day	Maximum for monthly average
	kg/62.3 millions Sm ³ (pounds per billion SCF) of air scrubbed	
Copper (T)	1.56	0.852
Lead (T)	1.6	0.791
Zinc (T)	2.31	0.872
Total Phenols	1.74	0.608
Oil and grease	60.8	20.3
TSS	77.1	30.4
pH	(¹)	(¹)

¹ Within the range of 7.0 to 10.0 at all times.

	Maximum for any 1 day	Maximum for monthly average	Annual average ¹
	(mg/l) ²	(mg/l) ²	

§ 464.43

	Maximum for any 1 day	Maximum for monthly average	Annual average ¹
Copper (T)	0.77	0.42	0.345
Lead (T)	0.79	0.39	0.446
Zinc (T)	1.14	0.43	0.548
Total Phenols	0.86	0.3	0.406
Oil and grease	30	10	10.1
TSS	38	15	20.3
pH	(³)	(³)	(³)

¹ kg/62.3 million Sm³ (pounds per billion SCF) of air scrubbed.

² These concentrations must be multiplied by the ratio of (0.243/x) where x is the actual normalized process wastewater flow (in gallons per 1,000 SCF of air scrubbed for a specific plant.

³ Within the range of 7.0 to 10.0 at all times.

(d) Mold Cooling Operations.

BPT EFFLUENT LIMITATIONS

Pollutant or pollutant property	Maximum for any 1 day	Maximum for monthly average
	kg/1,000 kkg (pounds per million pounds) of metal poured	
Copper (T)	0.304	0.166
Lead (T)	0.311	0.154
Zinc (T)	0.449	0.17
Oil and grease	11.8	3.94
TSS	15	5.91
pH	(¹)	(¹)

¹ Within the range of 7.0 to 10.0 at all times.

	Maximum for any 1 day	Maximum for monthly average	Annual average ¹
	(mg/ l) ²	(mg/ l) ²	
Copper (T)	0.77	0.42	0.067
Lead (T)	0.79	0.39	0.0867
Zinc (T)	1.14	0.43	0.106
Oil and grease	30	10	1.97
TSS	38	15	3.94
pH	(³)	(³)	(³)

¹ kg/1,000 kkg (pounds per million pounds) of metal poured.

² These concentrations must be multiplied by the ratio of (47.3/x) where x is the actual normalized process wastewater flow (in gallons per 1,000 pounds of metal poured) for a specific plant.

³ Within the range of 7.0 to 10.0 at all times.

[50 FR 45247, Oct. 30, 1985; 51 FR 21762, June 16, 1986]

§ 464.43 Effluent limitations guidelines representing the degree of effluent reduction attainable by the application of the best available technology economically achievable.

Except as provided in 40 CFR 125.30 through 125.32, any existing point source subject to this subpart must achieve the following effluent limitations representing the degree of effluent reduction attainable by the appli-

40 CFR Ch. I (7–1–21 Edition)

cation of the best available technology economically achievable, except that non-continuous dischargers shall not be subject to the maximum day and maximum for monthly average mass (kg/1,000 kkg or lb/million lb of metal poured; kg/62.3 million Sm³ or lb/billion SCF of air scrubbed) effluent limitations for copper, lead, zinc, and total phenols. For non-continuous dischargers, annual average mass limitations and maximum day and maximum for monthly average concentration (mg/l) limitations shall apply. Concentration limitations and annual average mass limitations shall only apply to non-continuous dischargers.

(a) Casting Quench Operations.

BAT EFFLUENT LIMITATIONS

Pollutant or pollutant property	Maximum for any 1 day	Maximum for monthly average
	kg/1,000 kkg (pounds per million pounds) of metal poured	
Copper (T)	0.0344	0.0187
Lead (T)	0.0237	0.0116
Zinc (T)	0.0339	0.0129

	Maximum for any 1 day	Maximum for monthly average	Annual average ¹
	(mg/ l) ²	(mg/ l) ²	
Copper (T)	0.77	0.42	0.0076
Lead (T)	0.53	0.26	0.0067
Zinc (T)	0.76	0.29	0.008

¹ kg/1,000 kkg (pounds per million pounds) of metal poured.

² These concentrations must be multiplied by the ratio of (5.34/x) where x is the actual normalized process wastewater flow (in gallons per 1,000 pounds of metal poured) for a specific plant.

(b) Die Casting Operations.

BAT EFFLUENT LIMITATIONS

Pollutant or pollutant property	Maximum for any 1 day	Maximum for monthly average
	kg/1,000 kkg (pounds per million pounds) of metal poured	
Copper (T)	0.0066	0.0036
Lead (T)	0.0046	0.0022
Zinc (T)	0.0066	0.0025
Total phenols	0.0074	0.0026

	Maximum for any 1 day	Maximum for monthly average	Annual average ¹
	(mg/ l) ²	(mg/ l) ²	

Environmental Protection Agency

\$ 464.44

	Maximum for any 1 day	Maximum for monthly average	Annual aver- age ¹
Copper (T)	0.77	0.42	0.0015
Lead (T)	0.53	0.26	0.0013
Zinc (T)	0.76	0.29	0.0016
Total phenols	0.86	0.3	0.0017

¹ kg/1,000 kkg (pounds per million pounds) of metal poured.
² These concentrations must be multiplied by the ratio of (1.04/x) where x is the actual normalized process wastewater flow (in gallons per 1,000 pounds of metal poured) for a specific plant.

(c) Melting Furnace Scrubber Operations.

BAT EFFLUENT LIMITATIONS

Pollutant or pollutant property	Maximum for any 1 day	Maximum for monthly average
	kg/62.3 million Sm ³ (pounds per billion SCF) of air scrubbed	
Copper (T)	1.56	0.852
Lead (T)	1.07	0.527
Zinc (T)	1.54	0.588
Total phenolse	1.74	0.608

	Maximum for any 1 day	Maximum for monthly average	Annual average ¹
	(mg/l) ²	(mg/l) ²	
Copper (T)	0.77	0.42	0.345
Lead (T)	0.53	0.26	0.304
Zinc (T)	0.76	0.29	0.365
Total phenols	0.86	0.3	0.406

¹ kg/62.3 million Sm³ (pounds per billion SCF) of air scrubbed.

² These concentrations must be multiplied by the ratio of (0.243/x) where x is the actual normalized process wastewater flow (in gallons per 1,000 pounds of metal poured) for a specific plant.

(d) Mold Cooling Operations.

BAT EFFLUENT LIMITATIONS

Pollutant or pollutant property	Maximum for any 1 day	Maximum for monthly average
	kg/1,000 kkg (pounds per million pounds) of metal poured	
Copper (T)	0.304	0.166
Lead (T)	0.209	0.103
Zinc (T)	0.3	0.114

	Maximum for any 1 day	Maximum for monthly average	Annual av- erage ¹
	(mg/l) ²	(mg/l) ²	
Copper (T)	0.77	0.42	0.067
Lead (T)	0.53	0.26	0.0591
Zinc (T)	0.76	0.29	0.071

¹ kg/1,000 kkg (pounds per million pounds) of metal poured.

² These concentrations must be multiplied by the ratio of (47.3/x) where x is the actual normalized process wastewater flow (in gallons per 1,000 pounds of metal poured) for a specific plant.

[50 FR 45247, Oct. 30, 1985; 51 FR 21762, June 16, 1986]

\$ 464.44 New source performance standards.

Any new source subject to this subpart must achieve the following new source performance standards (NSPS), except that non-continuous dischargers shall not be subject to the maximum day and maximum for monthly average mass (kg/1,000 kkg or lb/million lb of metal poured; kg/62.3 million Sm³ or lb/billion SCF of air scrubbed) effluent standards for copper, lead, zinc, total phenols, oil and grease, and TSS. For non-continuous dischargers, annual average mass standards and maximum day and maximum for monthly average concentration (mg/l) standards shall apply. Concentration standards and annual average mass standards shall only apply to non-continuous dischargers.

(a) Casting Quench Operations.

NSPS

Pollutant or pollutant property	Maximum for any 1 day	Maximum for monthly average
	kg/1,000 kkg (pounds per million pounds) of metal poured	
Copper (T)	0.0344	0.0187
Lead (T)	0.0237	0.0116
Zinc (T)	0.0339	0.0129
Oil and grease	1.34	0.446
TSS	0.67	0.536
pH	(¹)	(¹)

¹ Within the range of 7.0 to 10.0 at all times.

	Maximum for any 1 day	Maximum for monthly average	Annual average ¹
	(mg/l) ²	(mg/l) ²	
Copper (T)	0.77	0.42	0.0076
Lead (T)	0.53	0.26	0.0067
Zinc (T) ..	0.76	0.29	0.008
Oil and grease	30	10	0.223
TSS	15	12	0.116
pH	(³)	(³)	(³)

¹ kg/1,000 kkg (pounds per million pounds) of metal poured.

² These concentrations must be multiplied by the ratio of (5.34/x) where x is the actual normalized process wastewater flow (in gallons per 1,000 pounds of metal poured) for a specific plant.

³ Within the range of 7.0 to 10.0 at all times.

(b) Die Casting Operations.

§ 464.45

40 CFR Ch. I (7–1–21 Edition)

NSPS

Pollutant or pollutant property	Maximum for any 1 day	Maximum for monthly average
	kg/1,000 kkg (pounds per million pounds) of metal poured	
Copper (T)	0.0066	0.0036
Lead (T)	0.0046	0.0022
Zinc (T)	0.0066	0.0025
Total phenols	0.0074	0.0026
Oil and grease	0.259	0.0864
TSS	0.13	0.104
pH	(¹)	(¹)

¹ Within the range of 7.0 to 10.0 at all times.

	Maximum for any 1 day	Maximum for monthly average	Annual average ¹
	(mg/l) ²	(mg/l) ²	
Copper (T)	0.77	0.42	0.0015
Lead (T)	0.53	0.26	0.0013
Zinc (T) ..	0.76	0.29	0.0016
Total phenols	0.86	0.3	0.0017
Oil and grease	30	10	0.0432
TSS	15	12	0.0225
pH	(³)	(³)	(³)

¹kg/1,000 kkg (pounds per million pounds) of metal poured.

²These concentrations must be multiplied by the ratio of (1.04/x) where x is the actual normalized process wastewater flow (in gallons per 1,000 pounds of metal poured) for a specific plant.

³Within the range of 7.0 to 10.0 at all times.

(c) Melting Furnace Scrubber Operations.

NSPS

Pollutant or pollutant property	Maximum for any 1 day	Maximum for monthly average
	kg/62.3 million Sm ³ (pounds per billion SCF) of air scrubbed	
Copper (T)	1.56	0.852
Lead (T)	1.07	0.527
Zinc (T)	1.54	0.588
Total phenols	1.74	0.608
Oil and grease	60.8	20.3
TSS	30.4	24.3
pH	(¹)	(¹)

¹ Within the range of 7.0 to 10.0 at all times.

	Maximum for any 1 day	Maximum for monthly average	Annual average ¹
	(mg/l) ²	(mg/l) ²	
Copper (T)	0.77	0.42	0.345
Lead (T)	0.53	0.26	0.304
Zinc (T) ..	0.76	0.29	0.365
Total phenols	0.86	0.3	0.406
Oil and grease	30	10	10.1
TSS	15	12	5.27
pH	(³)	(³)	(³)

¹kg/62.3 million Sm³ (pounds per billion SCF) of air scrubbed.

²These concentrations must be multiplied by the ratio of (0.243/x) where x is the actual normalized process wastewater flow (in gallons per 1,000 SCF of air scrubbed) for a specific plant.

³Within the range of 7.0 to 10.0 at all times.

(d) Mold Cooling Operations.

NSPS

Pollutant or pollutant property	Maximum for any 1 day	Maximum for monthly average
	kg/1,000 kkg (pounds per million pounds) of metal poured	
Copper (T)	0.304	0.166
Lead (T)	0.209	0.103
Zinc (T)	0.3	0.114
Oil and grease	11.8	3.94
TSS	5.91	4.73
pH	(¹)	(¹)

¹ Within the range of 7.0 to 10.0 at all times.

	Maximum for any 1 day	Maximum for monthly average	Annual average ¹
	(mg/l) ²	(mg/l) ²	
Copper (T) ...	0.77	0.42	0.067
Lead (T)	0.53	0.26	0.0591
Zinc (T)	0.76	0.29	0.071
Oil and grease	30	10	1.97
TSS	15	12	1.03
pH	(³)	(³)	(³)

¹kg/1,000 kkg (pounds per million pounds) of metal poured.

²These concentrations must be multiplied by the ratio of (47.3/x) where x is the actual normalized process wastewater flow (in gallons per 1,000 pounds of metal poured) for a specific plant.

³Within the range of 7.0 to 10.0 at all times.

[50 FR 45247, Oct. 30, 1985; 51 FR 21762, June 16, 1986]

§ 464.45 Pretreatment standards for existing sources.

Except as provided in 40 CFR 403.7 and 403.13, any existing source subject to this subpart which introduces pollutants into a publicly owned treatment works must comply with 40 CFR part 403 and achieve the following pretreatment standards for existing sources.

Environmental Protection Agency

§ 464.46

(a) Casting Quench Operations.

PSSES

Pollutant or pollutant property	Maximum for any 1 day	Maximum for monthly average
	kg/1,000 kkg (pounds per million pounds) of metal poured	
Copper (T)	0.0344	0.0187
Lead (T)	0.0237	0.0116
Zinc (T)	0.0339	0.0129
TTO	0.093	0.0304
Oil and grease (for alternate monitoring)	1.34	0.446

(b) Die Casting Operations.

PSSES

Pollutant or pollutant property	Maximum for any 1 day	Maximum for monthly average
	kg/1,000 kkg (pounds per million pounds) of metal poured	
Copper (T)	0.0066	0.0036
Lead (T)	0.0046	0.0022
Zinc (T)	0.0066	0.0025
Total phenols	0.0074	0.0026
TTO	0.0196	0.0064
Oil and grease for alternate monitoring)	0.259	0.0864

(c) Melting Furnace Scrubber Operations.

PSSES

Pollutant or pollutant property	Maximum for any 1 day	Maximum for monthly average
	kg/62.3 million Sm ³ (pounds per billion SCF) of air scrubbed	
Copper (T)	1.56	0.852
Lead (T)	1.07	0.527
Zinc (T)	1.54	0.588
Total phenols	1.74	0.608
TTO	3.95	1.29
Oil and grease for alternate monitoring)	60.8	20.3

(d) Mold Cooling Operations.

PSSES

Pollutant or pollutant property	Maximum for any 1 day	Maximum for monthly average
	kg/1,000 kkg (pounds per million pounds) of metal poured	
Copper (T)	0.304	0.166
Lead (T)	0.209	0.103
Zinc (T)	0.3	0.114
TTO	0.821	0.268
Oil and grease for alternate monitoring)	11.8	3.94

§ 464.46 Pretreatment standards for new sources.

Except as provided in 40 CFR 403.7, any new source subject to this subpart which introduces pollutants into publicly owned treatment works must comply with 40 CFR part 403 and achieve the following pretreatment standards for new sources.

(a) Casting Quench Operations.

PSNS

Pollutant or pollutant property	Maximum for any 1 day	Maximum for monthly average
	kg/1,000 kkg (pounds per million pounds) of metal poured	
Copper (T)	0.0344	0.0187
Lead (T)	0.0237	0.0116
Zinc (T)	0.0339	0.0129
TTO	0.093	0.0304
Oil and grease (for alternate monitoring)	1.34	0.446

(b) Die Casting Operations.

PSNS

Pollutant or pollutant property	Maximum for any 1 day	Maximum for monthly average
	kg/1,000 kkg (pounds per million pounds) of metal poured	
Copper (T)	0.0066	0.0036
Lead (T)	0.0046	0.0022
Zinc (T)	0.0066	0.0025
Total phenols	0.0074	0.0026
TTO	0.0196	0.0064
Oil and grease (for alternate monitoring)	0.259	0.0864

(c) Melting Furnace Scrubber Operations.

§ 464.47

PSNS

Pollutant or pollutant property	Maximum for any 1 day	Maximum for monthly average
	kg/62.3 million per billion scrubbed	Sm ³ (pounds per million SCF) of air
Copper (T)	1.56	0.852
Lead (T)	1.07	0.527
Zinc (T)	1.54	0.588
Total phenols	1.74	0.608
TTO	3.95	1.29
Oil and grease (for alternate monitoring)	60.8	20.3

(d) *Mold Cooling Operations.*

PSNS

Pollutant or pollutant property	Maximum for any 1 day	Maximum for monthly average
	kg/1,000 kkg (pounds per million pounds) of metal poured	
Copper (T)	0.304	0.166
Lead (T)	0.209	0.103
Zinc (T)	0.3	0.114
TTO	0.821	0.268
Oil and grease (for alternate monitoring)	11.8	3.94

[50 FR 45247, Oct. 30, 1985; 51 FR 21762, June 16, 1986]

§ 464.47 Effluent limitations guidelines representing the degree of effluent reduction attainable by the application of the best conventional pollutant control technology. [Reserved]

PART 465—COIL COATING POINT SOURCE CATEGORY

GENERAL PROVISIONS

Sec.

- 465.01 Applicability.
- 465.02 General definitions.
- 465.03 Monitoring and reporting requirements.
- 465.04 Compliance date for PSES.

Subpart A—Steel Basis Material Subcategory

- 465.10 Applicability; description of the steel basis material subcategory.
- 465.11 Effluent limitations representing the degree of effluent reduction attainable by the application of the best practicable control technology currently available.
- 465.12 Effluent limitations representing the degree of effluent reduction attainable

40 CFR Ch. I (7–1–21 Edition)

by the application of the best available technology economically achievable.

- 465.13 New source performance standards.
- 465.14 Pretreatment standards for existing sources.
- 465.15 Pretreatment standards for new sources.

Subpart B—Galvanized Basis Material Subcategory

- 465.20 Applicability; description of the galvanized basis material subcategory.
- 465.21 Effluent limitations representing the degree of effluent reduction attainable by the application of the best practicable control technology currently available.
- 465.22 Effluent limitations representing the degree of effluent reduction attainable by the application of the best available technology economically achievable.
- 465.23 New source performance standards.
- 465.24 Pretreatment standards for existing sources.
- 465.25 Pretreatment standards for new sources.

Subpart C—Aluminum Basis Material Subcategory

- 465.30 Applicability; description of the aluminum basis material subcategory.
- 465.31 Effluent limitations representing the degree of effluent reduction attainable by the application of the best practicable control technology currently available.
- 465.32 Effluent limitations representing the degree of effluent reduction attainable by the application of the best available technology economically achievable.
- 465.33 New source performance standards.
- 465.34 Pretreatment standards for existing sources.
- 465.35 Pretreatment standards for new sources.

Subpart D—Canmaking Subcategory

- 465.40 Applicability; description of the canmaking subcategory.
- 465.41 Effluent limitations representing the degree of effluent reduction attainable by the application of the best practicable control technology currently available.
- 465.42 Effluent limitations representing the degree of effluent reduction attainable by the application of the best available technology economically achievable.
- 465.43 New source performance standards.
- 465.44 Pretreatment standards for existing sources.
- 465.45 Pretreatment standards for new sources.
- 465.46 Effluent limitations representing the degree of effluent reduction attainable

Environmental Protection Agency

§ 465.03

by the application of the best conventional pollutant control technology. [Reserved]

AUTHORITY: Secs. 301, 304 (b), (c), (e), and (g), 306 (b) and (c), 307 (b) and (c), and 501 of the Clean Water Act (the Federal Water Pollution Control Act Amendments of 1972, as amended by the Clean Water Act of 1977) (the "Act"); 33 U.S.C. 1311, 1314 (b), (c), (e), and (g), 1316 (b) and (c), 1317 (b) and (c), and 1361; 86 Stat. 816, Pub. L. 92-500; 91 Stat. 1567, Pub. L. 95-217.

SOURCE: 47 FR 54244, Dec. 1, 1982, unless otherwise noted.

GENERAL PROVISIONS

§ 465.01 Applicability.

This part applies to any coil coating facility or to any canmaking facility that discharges pollutants to waters of the United States or that introduces pollutants to a publicly owned treatment works.

[48 FR 52399, Nov. 17, 1983]

§ 465.02 General definitions.

In addition to the definitions set forth in 40 CFR part 401, the following definitions apply to this part:

(a) "Coil" means a strip of basis material rolled into a roll for handling.

(b) "Coil coating" means the process of converting basis material strip into coated stock. Usually cleaning, conversion coating, and painting are performed on the basis material. This regulation covers processes which perform any two or more of the three operations.

(c) "Basis material" means the coiled strip which is processed.

(d) "Area processed" means the area actually exposed to process solutions. Usually this includes both sides of the metal strip.

(e) "Steel basis material" means cold rolled steel, hot rolled steel, and chrome, nickel and tin coated steel which are processed in coil coating.

(f) "Galvanized basis material" means zinc coated steel, galvalum, brass and other copper base strip which is processed in coil coating.

(g) "Aluminum basis material" means aluminum, aluminum alloys and aluminum coated steels which are processed in coil coating.

(h) The term "can" means a container formed from sheet metal and

consisting of a body and two ends or a body and a top.

(i) The term "canmaking" means the manufacturing process or processes used to manufacture a can from a basic metal.

(j) The term "Total Toxic Organics (TTO)" shall mean the sum of the mass of each of the following toxic organic compounds which are found at a concentration greater than 0.010 mg/l.

1,1,1-Trichloroethane
1,1-Dichloroethane
1,1,2,2-Tetrachloroethane
Bis (2-chloroethyl) ether
Chloroform
1,1-Dichloroethylene
Methylene chloride (dichloromethane)
Pentachlorophenol
Bis (2-ethylhexyl) phthalate
Butyl benzyl-phthalate
Di-N-butyl phthalate
Phenanthrene
Tetrachloroethylene
Toluene

[47 FR 54244, Dec. 1, 1982, as amended at 48 FR 52399, Nov. 17, 1983]

§ 465.03 Monitoring and reporting requirements.

The following special monitoring requirements apply to all facilities controlled by this regulation.

(a) Periodic analyses for cyanide are not required when both of the following conditions are met:

(1) The first wastewater sample taken in each calendar year has been analyzed and found to contain less than 0.07 mg/l cyanide

(2) The owner or operator of the coil coating facility certifies in writing to the POTW authority or permit issuing authority that cyanide is not used in the coil coating process.

(b) The "monthly average" regulatory values shall be the basis for the monthly average discharge limits in direct discharge permits and for pretreatment standards. Compliance with the monthly discharge limit is required regardless of the number of samples analyzed and averaged.

(c) The analytical method required for determination of petroleum hydrocarbons (non-polar material) is given under the listing for "oil and grease" at 40 CFR 136.3(a), Table IB and must be used after December 31, 2005.

§ 465.04

(d) The owner or operator of any canmaking facility subject to the provisions of this regulation shall advise the permit issuing authority or POTW authority and the EPA Office of Water Regulations and Standards, Washington, DC 20460 whenever it has been decided that the plant will manufacture cans from an aluminum alloy containing less than 1.0 percent manganese. Such notification shall be made in writing, not less than 30 days in advance of the scheduled production and shall provide the chemical analysis of the alloy and the expected period of use.

(Approved by the Office of Management and Budget under control number 2040-0033)

[47 FR 54244, Dec. 1, 1982, as amended at 48 FR 52399, Nov. 17, 1983; 49 FR 14104, Apr. 10, 1984; 50 FR 4515, Jan. 31, 1985; 72 FR 11249, Mar. 12, 2007]

§ 465.04 Compliance date for PSES.

(a) For subparts A, B, and C the compliance date for Pretreatment Standards for Existing Source (PSES) is December 1, 1985.

(b) For subpart D, the compliance date for Pretreatment Standards for Existing Sources will be as soon as possible, but in no case later than November 17, 1986.

[48 FR 52399, Nov. 17, 1983]

Subpart A—Steel Basis Material Subcategory

§ 465.10 Applicability; description of the steel basis material subcategory.

This subpart applies to discharges to waters of the United States, and introductions of pollutants into publicly owned treatment works from coil coating of steel basis material coils.

§ 465.11 Effluent limitations representing the degree of effluent reduction attainable by the application of the best practicable control technology currently available.

Except as provided in 40 CFR 125.30 through 125.32, any existing point source subject to this subpart must achieve the following effluent limitations representing the degree of effluent reduction attainable by the appli-

40 CFR Ch. I (7–1–21 Edition)

cation of the best practicable control technology currently available:

SUBPART A

Pollutant or pollutant property	BPT effluent limitations			
	Maximum for any 1 day		Maximum for monthly average	
	mg/m ² (pounds per 1 million ft ²) of area processed			
Chromium ..	1.16	(0.24)	0.47	(0.096)
Cyanide	0.80	(0.17)	0.33	(0.068)
Zinc	3.66	(0.75)	1.54	(0.32)
Iron	3.39	(0.70)	1.74	(0.36)
Oil and grease	55.1	(11.3)	33.1	(6.77)
TSS	113.0	(23.1)	55.1	(11.3)
pH	(1)	(1)	(1)	(1)

¹ Within the range of 7.5 to 10.0 at all times.

[47 FR 54244, Dec. 1, 1982; 49 FR 33648, Aug. 24, 1984]

§ 465.12 Effluent limitations representing the degree of effluent reduction attainable by the application of the best available technology economically achievable.

Except as provided in 40 CFR 125.30 through 125.32, any existing point source subject to this subpart must achieve the following effluent limitations representing the degree of effluent reduction attainable by the application of the best available technology economically achievable:

SUBPART A

Pollutant or pollutant property	BAT effluent limitations			
	Maximum for any 1 day		Maximum for monthly average	
	mg/m ² (pounds per 1 million ft ²) of area processed			
Chromium	0.50	(0.10)	0.20	(0.041)
Cyanide	0.34	(0.07)	0.14	(0.029)
Zinc	1.56	(0.32)	0.66	(0.14)
Iron	1.45	(0.30)	0.74	(0.15)

[47 FR 54244, Dec. 1, 1982; 49 FR 33648, Aug. 24, 1984]

§ 465.13 New source performance standards.

The following standards of performance establish the quantity or quality of pollutants or pollutant properties, controlled by this section, which may

Environmental Protection Agency

§ 465.21

be discharged by a new source subject to the provisions of this subpart:

SUBPART A

Pollutant or pollutant property	NSPS			
	Maximum for any 1 day		Maximum for monthly average	
	mg/m ² (pounds per 1 million ft ²) of area processed			
Chromium	0.12	(0.024)	0.047	(0.01)
Cyanide	0.063	(0.013)	0.025	(0.005)
Zinc	0.33	(0.066)	0.14	(0.027)
Iron	0.39	(0.086)	0.20	(0.041)
Oil and grease ...	3.16	(0.65)	3.16	(0.65)
TSS	4.74	(0.97)	3.79	(0.78)
pH	(¹)	(¹)	(¹)	(¹)

¹ Within the range of 7.5 to 10.0 at all times.

[47 FR 54244, Dec. 1, 1982; 49 FR 33648, Aug. 24, 1984]

§ 465.14 Pretreatment standards for existing sources.

Except as provided in 40 CFR 403.7 and 403.13, any existing source subject to this subpart which introduces pollutants into a publicly owned treatment works must comply with 40 CFR part 403 and achieve the following re-treatment standards for existing sources. The mass of wastewater pollutants in coil coating process wastewater introduced into a POTW shall not exceed the following values:

SUBPART A

Pollutant or pollutant property	PSES			
	Maximum for any 1 day		Maximum for monthly average	
	mg/m ² (pound per 1 million ft ²) of area processed			
Chromium	0.50	(0.10)	0.20	(0.041)
Cyanide	0.34	(0.07)	0.14	(0.029)
Zinc	1.56	(0.32)	0.66	(0.14)

[47 FR 54244, Dec. 1, 1982; 49 FR 33648, Aug. 24, 1984]

§ 465.15 Pretreatment standards for new sources.

Except as provided in CFR 403.7, any new source subject to this subpart which introduces pollutants into a publicly owned treatment works must comply with 40 CFR part 403 and achieve the following pretreatment standards for new sources. The mass of wastewater pollutants in coil coating process wastewater introduced into a POTW shall not exceed the following values:

SUBPART A

Pollutant or pollutant property	PSNS			
	Maximum for any 1 day		Maximum for monthly average	
	mg/m ² (pounds per 1 million ft ²) of area processed			
Chromium	0.12	(0.024)	0.047	(0.01)
Cyanide	0.063	(0.013)	0.025	(0.005)
Zinc	0.33	(0.066)	0.14	(0.027)

[47 FR 54244, Dec. 1, 1982; 49 FR 33648, Aug. 24, 1984]

Subpart B—Galvanized Basis Material Subcategory

§ 465.20 Applicability; description of the galvanized basis material subcategory.

This subpart applies to discharges to waters of the United States and introductions of pollutants into publicly owned treatment works from coil coating of galvanized basis material coils.

§ 465.21 Effluent limitations representing the degree of effluent reduction attainable by the application of the best practicable control technology currently available.

Except as provided in 40 CFR 125.30 through 125.32, any existing point source subject to this subpart must achieve the following effluent limitations representing the degree of effluent reduction attainable by the application of the best practicable control technology currently available:

§ 465.22

SUBPART B

Pollutant or pollutant property	BPT effluent limitations			
	Maximum for any 1 day		Maximum for monthly average	
	mg/m ² (pounds per 1 million ft ²) of area processed			
Chromium	1.10	(0.23)	0.45	(0.091)
Copper	4.96	(1.02)	2.61	(0.54)
Cyanide	0.76	(0.16)	0.32	(0.064)
Zinc	3.47	(0.71)	1.46	(0.30)
Iron	3.21	(0.66)	1.65	(0.34)
Oil and grease	52.2	(10.7)	31.3	(6.42)
TSS	107.0	(21.9)	52.2	(10.7)
pH	(¹)	(¹)	(¹)	(¹)

¹ Within the range of 7.5 to 10.0 at all times.

[47 FR 54244, Dec. 1, 1982; 49 FR 33648, Aug. 24, 1984]

§ 465.22 Effluent limitations representing the degree of effluent reduction attainable by the application of the best available technology economically achievable.

Except as provided in 40 CFR 125.30 through 125.32, any existing point source subject to this subpart must achieve the following effluent limitations representing the degree of effluent reduction attainable by the application of the best available technology economically achievable:

SUBPART B

Pollutant or pollutant property	BAT effluent limitations			
	Maximum for any 1 day		Maximum for monthly average	
	mg/m ² (pounds per 1 million ft ²) of area processed			
Chromium	0.37	(0.077)	0.16	(0.031)
Copper	1.71	(0.35)	0.90	(0.19)
Cyanide	0.26	(0.053)	0.11	(0.022)
Zinc	1.20	(0.25)	0.51	(0.11)
Iron	1.10	(0.23)	0.57	(0.12)

[47 FR 54244, Dec. 1, 1982; 49 FR 33648, Aug. 24, 1984]

§ 465.23 New source performance standards.

The following standards of performance establish the quantity or quality of pollutants or pollutant properties, controlled by this section which may be discharged by a new source subject to the provisions of this subpart:

40 CFR Ch. I (7–1–21 Edition)

SUBPART B

Pollutant or pollutant property	NSPS			
	Maximum for any 1 day		Maximum for monthly average	
	mg/m ² (pounds per 1 million ft ²) of area processed			
Chromium	0.13	(0.027)	0.052	(0.011)
Copper	0.44	(0.090)	0.21	(0.043)
Cyanide	0.07	(0.015)	0.028	(0.006)
Zinc	0.35	(0.08)	0.15	(0.030)
Iron	0.43	(0.09)	0.22	(0.045)
Oil and grease	3.43	(0.71)	3.43	(0.702)
TSS	5.15	(1.06)	4.12	(0.84)
pH	(¹)	(¹)	(¹)	(¹)

¹ Within the range of 7.5 to 10.0 at all times.

[47 FR 54244, Dec. 1, 1982; 49 FR 33648, Aug. 24, 1984]

§ 465.24 Pretreatment standards for existing sources.

Except as provided in 40 CFR 403.7 and 403.13, any existing source subject to this subpart which introduces pollutants into a publicly owned treatment works must comply with 40 CFR part 403 and achieve the following pretreatment standards for existing sources. The mass of wastewater pollutants in coil coating process wastewater introduced into a POTW shall not exceed the following values:

SUBPART B

Pollutant or pollutant property	PSES			
	Maximum for any 1 day		Maximum for monthly average	
	mg/m ² (pounds per 1 million ft ²) of area processed			
Chromium	0.37	(0.077)	0.16	(0.031)
Copper	1.71	(0.35)	0.90	(0.19)
Cyanide	0.26	(0.053)	0.11	(0.022)
Zinc	1.20	(0.25)	0.51	(0.11)

[47 FR 54244, Dec. 1, 1982; 49 FR 33648, Aug. 24, 1984]

§ 465.25 Pretreatment standards for new sources.

Except as provided in 40 CFR 403.7, any new source subject to this subpart which introduces pollutants into a publicly owned treatment works must comply with 40 CFR part 403 and achieve the following pretreatment standards for new sources. The mass of

Environmental Protection Agency

§ 465.33

wastewater pollutants in coil coating process wastewater introduced into a POTW shall not exceed the following values.

SUBPART B

Pollutant or pollutant property	PSNS			
	Maximum for any 1 day		Maximum for monthly average	
mg/m ² (pounds per 1 million ft ²) of area processed				
Chromium	0.13	(0.027)	0.052	(0.011)
Copper	0.44	(0.090)	0.21	(0.043)
Cyanide	0.07	(0.015)	0.028	(0.006)
Zinc	0.35	(0.072)	0.15	(0.030)

[47 FR 54244, Dec. 1, 1982; 49 FR 33649, Aug. 24, 1984]

Subpart C—Aluminum Basis Material Subcategory

§ 465.30 Applicability; description of the aluminum basis material subcategory.

This subpart applies to discharges to waters of the United States and introductions of pollutants into publicly owned treatment works from coil coating of aluminum basis material coils.

§ 465.31 Effluent limitations representing the degree of effluent reduction attainable by the application of the best practicable control technology currently available.

Except as provided in 40 CFR 125.30 through 125.32, any existing point source subject to this subpart must achieve the following effluent limitations representing the degree of effluent reduction attainable by the application of the best practicable control technology currently available:

SUBPART C

Pollutant or pollutant property	BPT Effluent limitations			
	Maximum for any 1 day		Maximum for monthly average	
mg/m ² (pounds per 1 million ft ²) of area processed				
Chromium	1.42	(0.29)	0.58	(0.12)
Cyanide	0.98	(0.20)	0.41	(0.083)
Zinc	4.48	(0.92)	1.89	(0.39)
Aluminum	15.3	(3.14)	6.26	(1.28)
Oil and grease	67.3	(13.8)	40.4	(8.27)
TSS	138.0	(28.3)	67.3	(13.8)
pH	(¹)	(¹)	(¹)	(¹)

¹ Within the range of 7.5 to 10.0 at all times.

[47 FR 54244, Dec. 1, 1982; 49 FR 33649, Aug. 24, 1984]

§ 465.32 Effluent limitations representing the degree of effluent reduction attainable by the application of the best available technology economically achievable.

Except as provided in 40 CFR 125.30 through 125.32, any existing point source subject to this subpart must achieve the following effluent limitations representing the degree of effluent reduction attainable by the application of the best available technology economically achievable:

SUBPART C

Pollutant or pollutant property	BAT Effluent limitations			
	Maximum for any 1 day		Maximum for monthly average	
mg/m ² (pounds per 1 million ft ²) of area processed				
Chromium	0.42	(0.085)	0.17	(0.034)
Cyanide	0.29	(0.059)	0.12	(0.024)
Zinc	1.32	(0.27)	0.56	(0.12)
Aluminum	4.49	(0.92)	1.84	(0.38)

[47 FR 54244, Dec. 1, 1982; 49 FR 33649, Aug. 24, 1984]

§ 465.33 New source performance standards.

The following standards of performance establish the quantity or quality of pollutants or pollutant properties, controlled by this section, which may be discharged by a new source subject to the provisions of this subpart.

§ 465.34

40 CFR Ch. I (7–1–21 Edition)

SUBPART C

Pollutant or pollutant property	NSPS			
	Maximum for any 1 day		Maximum for monthly average	
	mg/m ² (pounds per 1 million ft ²) of area processed			
Chromium	0.18	(0.037)	0.072	(0.015)
Cyanide	0.095	(0.020)	0.038	(0.008)
Zinc	0.49	(0.10)	0.20	(0.041)
Aluminum	1.44	(0.30)	0.59	(0.121)
Oil and Grease ..	4.75	(0.98)	4.75	(0.98)
TSS	7.13	(1.46)	5.70	(1.17)
pH	(¹)	(¹)	(¹)	(¹)

¹ Within the range of 7.5 to 10.0 at all times.

[47 FR 54244, Dec. 1, 1982; 49 FR 33649, Aug. 24, 1984]

§ 465.34 Pretreatment standards for existing sources.

Except as provided in 40 CFR 403.7 and 403.13, any existing source subject to this subpart which introduces pollutants into a publicly owned treatment works must comply with 40 CFR part 403 and achieve the following pretreatment standards for existing sources. The mass of wastewater pollutants in coil coating process wastewater introduced into a POTW shall not exceed the following values:

SUBPART C

Pollutant or pollutant property	PSES			
	Maximum for any 1 day		Maximum for monthly average	
	mg/m ² (pounds per 1 million ft ²) of area processed			
Chromium	0.42	(0.085)	0.17	(0.034)
Cyanide	0.29	(0.059)	0.12	(0.024)
Zinc	1.32	(0.27)	0.56	(0.12)

[47 FR 54244, Dec. 1, 1982; 49 FR 33649, Aug. 24, 1984]

§ 465.35 Pretreatment standards for new sources.

Except as provided in 40 CFR 403.7, any new source subject to this subpart which introduces pollutants into a pub-

licly owned treatment works must comply with 40 CFR part 403 and achieve the following pretreatment standards for new sources. The mass of wastewater pollutants in coil coating process wastewater introduced into a POTW shall not exceed the following values:

SUBPART C

Pollutant or pollutant property	PSNS			
	Maximum for any 1 day		Maximum for monthly average	
	mg/m ² (pounds per 1 million ft ²) of area processed			
Chromium	0.18	(0.037)	0.072	(0.015)
Cyanide	0.095	(0.02)	0.038	(0.008)
Zinc	0.49	(0.10)	0.20	(0.041)

[47 FR 54244, Dec. 1, 1982; 49 FR 33649, Aug. 24, 1984]

Subpart D—Canmaking Subcategory

SOURCE: 48 FR 52399, Nov. 17, 1983, unless otherwise noted.

§ 465.40 Applicability; description of the canmaking subcategory.

This subpart applies to discharges to waters of the United States, and introductions of pollutants into publicly owned treatment works from the manufacturing of seamless can bodies, which are washed.

§ 465.41 Effluent limitations representing the degree of effluent reduction attainable by the application of the best practicable control technology currently available.

Except as provided in 40 CFR 125.30 through 125.32, any existing point source subject to this subpart must achieve the following effluent limitations representing the degree of effluent reduction attainable by the application of the best practicable control technology currently available:

Environmental Protection Agency

§ 465.45

SUBPART D—BPT EFFLUENT LIMITATIONS

Pollutant or pollutant property	Maximum for any 1 day	Maximum for monthly average
	g (lbs)/1,000,000 cans manufactured	
Cr	94.60 (0.209)	38.70 (0.085)
Zn	313.90 (0.692)	131.15 (0.289)
Al	1382.45 (3.048)	688.00 (1.517)
F	12792.50 (28.203)	5676.00 (12.514)
P	3590.50 (7.916)	1468.45 (3.237)
O & G	4300.00 (9.480)	2580.00 (5.688)
TSS	8815.00 (19.434)	4192.50 (9.243)
pH	(¹)	(¹)

¹Within the range of 7.0 to 10 at all times.

[48 FR 52399, Nov. 17, 1983; 49 FR 14105, Apr. 10, 1984]

§ 465.42 Effluent limitations representing the degree of effluent reduction attainable by the application of the best available technology economically achievable.

Except as provided in 40 CFR 125.30 through 125.32, any existing point source subject to this subpart must achieve the following effluent limitations representing the degree of effluent reduction attainable by the application of the best available technology economically achievable:

SUBPART D—BAT EFFLUENT LIMITATIONS

Pollutant or pollutant property	Maximum for any 1 day	Maximum for monthly average
	g (lbs)/1,000,000 cans manufactured	
Cr	36.92 (0.081)	15.10 (0.033)
Zn	122.49 (0.270)	51.18 (0.113)
Al	539.48 (1.189)	268.48 (0.592)
F	4992.05 (11.001)	2214.96 (4.883)
P	1401.13 (3.089)	573.04 (1.263)

§ 465.43 New source performance standards.

The following standards of performance establish the quantity of pollutants or pollutant properties, controlled by this section, which may be discharged by a new source subject to the provisions of this subpart:

SUBPART D—NSPS

Pollutant or pollutant property	Maximum for any 1 day	Maximum for monthly average
	g (lbs)/1,000,000 cans manufactured	
Cr	27.98 (0.062)	11.45 (0.025)
Zn	92.86 (0.205)	38.80 (0.086)
Al	408.95 (0.902)	203.52 (0.449)
F	3784.20 (8.343)	1679.04 (3.702)
P	1062.12 (2.342)	434.39 (0.958)
O & G	1272.00 (2.804)	763.20 (1.683)
TSS	2607.60 (5.749)	1240.20 (2.734)
pH	(¹)	(¹)

¹Within the range of 7.0 to 10 at all times.

[48 FR 52399, Nov. 17, 1983; 49 FR 14105, Apr. 10, 1984]

§ 465.44 Pretreatment standards for existing sources.

Except as provided in 40 CFR 403.7 and 403.13, any existing source subject to this subpart which introduces pollutants into a publicly owned treatment works must comply with 40 CFR part 403 and achieve the following pretreatment standards for existing sources.

SUBPART D—PSES

Pollutant or pollutant property	Maximum for any 1 day	Maximum for monthly average
	g (lbs)/1,000,000 cans manufactured	
Cr	36.92 (0.081)	15.10 (0.033)
Cu	159.41 (0.351)	83.90 (0.185)
Zn	122.49 (0.270)	51.18 (0.113)
F	4992.05 (11.001)	2214.96 (4.883)
P	1401.13 (3.089)	573.04 (1.263)
Mn	57.05 (0.126)	24.33 (0.053)
TTO	26.85 (0.059)	12.59 (0.028)
O&G (for alternate monitoring)	1678.00 (3.699)	1006.80 (2.220)

[48 FR 52399, Nov. 17, 1983; 49 FR 14105, Apr. 10, 1984]

§ 465.45 Pretreatment standards for new sources.

Except as provided in 40 CFR 403.7 any new source subject to this subpart which introduces pollutants into a publicly owned treatment works must comply with 40 CFR part 403 and achieve the following pretreatment standards for new sources.

§ 465.46

SUBPART D—PSNS

Pollutant or pollutant property	Maximum for any 1 day	Maximum for monthly average
	g (lbs)/1,000,000 cans manufactured	
Cr	27.98 (0.0617)	11.45 (0.025)
Cu	120.84 (0.267)	63.60 (0.140)
Zn	92.86 (0.205)	38.80 (0.086)
F	3784.20 (8.345)	1679.04 (3.702)
P	1062.12 (2.342)	434.39 (0.958)
Mn	43.25 (0.095)	18.44 (0.041)
TTO	20.35 (0.045)	9.54 (0.0210)
O&G (for alternate monitoring)	1272.00 (2.804)	763.20 (1.683)

[48 FR 52399, Nov. 17, 1983; 49 FR 14105, Apr. 10, 1984]

§ 465.46 Effluent limitations representing the degree of effluent reduction attainable by the application of the best conventional pollutant control technology. [Reserved]

PART 466—PORCELAIN ENAMELING POINT SOURCE CATEGORY

GENERAL PROVISIONS

Sec.

466.01 Applicability.

466.02 General definitions.

466.03 Monitoring and reporting requirements.

466.04 Compliance date for PSES.

Subpart A—Steel Basis Material Subcategory

466.10 Applicability; description of the steel basis material.

466.11 Effluent limitations representing the degree of effluent reduction attainable by the application of the best practicable control technology currently available.

466.12 Effluent limitations representing the degree of effluent reduction attainable by the application of the best available technology economically achievable.

466.13 New source performance standards.

466.14 Pretreatment standards for existing sources.

466.15 Pretreatment standards for new sources.

Subpart B—Cast Iron Basis Material Subcategory

466.20 Applicability; description of the cast iron basis material subcategory.

466.21 Effluent limitations representing the degree of effluent reduction attainable by the application of the best practicable control technology currently available.

40 CFR Ch. I (7–1–21 Edition)

466.22 Effluent limitations representing the degree of effluent reduction attainable by the application of the best available technology economically achievable.

466.23 New source performance standards.

466.24 Pretreatment standards for existing sources.

466.25 Pretreatment standards for new sources.

Subpart C—Aluminum Basis Material Subcategory

466.30 Applicability; description of the aluminum basis material subcategory.

466.31 Effluent limitations representing the degree of effluent reduction attainable by the application of the best practicable control technology currently available.

466.32 Effluent limitations representing the degree of effluent reduction attainable by the application of the best available technology economically achievable.

466.33 New source performance standards.

466.34 Pretreatment standards for existing sources.

466.35 Pretreatment standards for new sources.

Subpart D—Copper Basis Material Subcategory

466.40 Applicability; description of the copper basis material subcategory.

466.41–466.42 [Reserved]

466.43 New source performance standards.

466.44 [Reserved]

466.45 Pretreatment standards for new sources.

AUTHORITY: Secs. 301, 304 (b), (c), (e), and (g), 306 (b) and (c), 307 and 501 of the Clean Water Act (the Federal Water Pollution Control Act Amendments of 1972, as amended by the Clean Water Act of 1977) (the “Act”); 33 U.S.C. 1311, 1314 (b), (c), (e) and (g), 1316 (b) and (c), 1317 (b) and (c), and 1361; 86 Stat. 816, Pub. L. 92–500; 91 Stat. 1567, Pub. L. 95–217.

SOURCE: 47 FR 53184, Nov. 24, 1982, unless otherwise noted.

GENERAL PROVISIONS

§ 466.01 Applicability.

(a) Except as provided in paragraphs (b) and (c) of this section, the provisions of this part apply to any porcelain enameling facility which discharges pollutants to waters of the United States or introduces pollutants into a publicly owned treatment works.

(b) Any existing porcelain enameling facility which prepares or coats less than 1600 m²/day and which introduces less than 60,000 l/day of wastewater

Environmental Protection Agency

§ 466.10

into a publicly owned treatment works is not controlled by the pretreatment standards for existing sources established by this regulation. Such facilities must comply with the provisions of 40 CFR part 403.

(c) This part does not apply to the porcelain enameling on precious metal basis material.

(d) When wastewaters from coating cast iron are cotreated with wastewaters from coating steel, the limitations for coating steel contained in § 466.11 may be applied to the entire wastestream.

[47 FR 53184, Nov. 24, 1982, as amended at 50 FR 36543, Sept. 6, 1985]

§ 466.02 General definitions.

In addition to the definitions set forth in 40 CFR part 401, the following definitions apply to this part:

(a) "Porcelain enameling" means the entire process of applying a fused vitreous enamel coating to a metal basis material. Usually this includes metal preparation and coating operations.

(b) "Basis material" means the metal part or base onto which porcelain enamel is applied.

(c) "Area processed" means the total basis material area exposed to processing solutions.

(d) "Area coated" means the area of basis material covered by each coating of enamel.

(e) "Coating operations" means all of the operations associated with preparation and application of the vitreous coating. Usually this includes ballmilling, slip transport, application of slip to the workpieces, cleaning and recovery of faulty parts, and firing (fusing) of the enamel coat.

(f) "Metal preparation" means any and all of the metal processing steps preparatory to applying the enamel slip. Usually this includes cleaning, pickling and applying a nickel flash or chemical coating.

(g) The term "control authority" is defined as the POTW if it has an approved pretreatment program; in the absence of such a program, the NPDES state if it has an approved pretreatment program or EPA if the State does not have an approved program.

(h) The term "precious metal" means gold, silver, or platinum group metals and the principal alloys of those metals.

§ 466.03 Monitoring and reporting requirements.

(a) Periodic analyses for chromium as may be required under part 122 or 403 of this chapter is not required when both of the following conditions are met.

(1) The first wastewater sample of each calendar year has been analyzed and found to contain less than 0.08 mg/l chromium.

(2) The owner or operator of the porcelain enameling facility certifies in writing to the control authority or permit issuing authority that chromium is not contained in the raw materials or process chemicals of that facility and will not be used in the facility.

(b) The "monthly average" regulatory values shall be the basis for the monthly average discharge in direct discharge permits and for pretreatment standards. Compliance with the monthly discharge limit is required regardless of the number of samples analyzed and averaged.

(Approved by the Office of Management and Budget under control number 2040-0033)

[47 FR 53184, Nov. 24, 1982, as amended at 48 FR 31405, July 8, 1983]

§ 466.04 Compliance date for PSES.

The compliance date for pretreatment standards for existing sources is November 25, 1985.

[47 FR 53184, Nov. 24, 1982, as amended at 48 FR 41410, Sept. 15, 1983]

Subpart A—Steel Basis Material Subcategory

§ 466.10 Applicability; description of the steel basis material.

This subpart applies to discharges to waters of the United States, and introduction of pollutants into publicly owned treatment works from porcelain enameling on steel basis materials.

§ 466.11

§ 466.11 Effluent limitations representing the degree of effluent reduction attainable by the application of the best practicable control technology currently available.

Except as provided in 40 CFR 125.30 through 125.32, any existing point source subject to this subpart must achieve the following effluent limitations for metal preparation operations and for coating operations representing the degree of effluent reduction attainable by the application of the best practicable control technology currently available (BPT):

SUBPART A—BPT EFFLUENT LIMITATIONS

Pollutant or pollutant property	Maximum for any 1 day		Maximum for monthly average	
	Metal preparation	Coating operation	Metal preparation	Coating operation
Metric units—mg/m ² of area processed or coated				
Chromium	16.82	3.41	6.81	1.38
Lead	6.01	1.21	5.21	1.06
Nickel	56.46	11.43	40.05	8.11
Zinc	53.26	10.78	22.43	4.54
Aluminum	182.20	36.87	74.47	15.07
Iron	112.12	22.69	56.06	11.34
Oil and grease ...	800.84	162.10	480.51	97.23
TSS	1642.00	332.20	800.90	162.00
pH	(¹)	(¹)	(¹)	(¹)
English Units—pounds per 1 million ft ² of area processed or coated				
Chromium	3.45	0.07	1.40	0.29
Lead	1.23	0.25	1.07	0.22
Nickel	11.57	2.34	8.20	1.66
Zinc	10.91	2.21	4.60	0.93
Aluminum	37.32	7.55	15.26	3.09
Iron	22.96	4.65	11.48	2.32
Oil and grease ...	164.03	33.19	98.42	19.92
TSS	337.00	68.10	164.00	33.20
pH	(¹)	(¹)	(¹)	(¹)

¹ Within the range 7.5 to 10.0 at all times.

[47 FR 53184, Nov. 24, 1982, as amended at 50 FR 36543, Sept. 6, 1985]

§ 466.12 Effluent limitations representing the degree of effluent reduction attainable by the application of the best available technology economically achievable.

Except as provided in 40 CFR 125.30 through 125.32, any existing point source subject to this subpart must achieve the following effluent limitations representing the degree of effluent reduction attainable by the application of the best available technology economically achievable:

40 CFR Ch. I (7–1–21 Edition)

SUBPART A—BAT EFFLUENT LIMITATIONS

Pollutant or pollutant property	Maximum for any 1 day		Maximum for monthly average	
	Metal preparation	Coating operation	Metal preparation	Coating operation
Metric units—mg/m ² of area processed or coated				
Chromium	16.82	0.53	6.81	0.22
Lead	6.01	0.19	5.21	0.16
Nickel	56.50	1.78	40.05	1.26
Zinc	53.30	1.68	22.43	0.71
Aluminum	182.00	5.74	74.48	2.35
Iron	112.12	3.53	56.06	1.77
English Units—pounds per 1 million ft ² of area processed or coated				
Chromium	3.45	0.11	1.4	0.05
Lead	1.23	0.04	1.07	0.03
Nickel	11.57	0.37	8.20	0.26
Zinc	10.91	0.35	4.60	0.15
Aluminum	37.32	1.18	15.26	0.48
Iron	22.96	0.72	11.48	0.36

[47 FR 53184, Nov. 24, 1982, as amended at 50 FR 36543, Sept. 6, 1985]

§ 466.13 New source performance standards.

Any new source subject to this subpart must achieve the following new source performance standards:

SUBPART A—NSPS

Pollutant or pollutant property	Maximum for any 1 day		Maximum for monthly average	
	Metal preparation	Coating operation	Metal preparation	Coating operation
Metric units—mg/m ² of area processed or coated				
Chromium	3.37	0.47	1.5	0.19
Lead	1.0	0.13	0.9	0.11
Nickel	12.0	1.51	6.3	0.79
Zinc	10.2	1.29	4.2	0.53
Aluminum	30.3	3.82	12.4	1.56
Iron	28.0	3.53	14.0	1.77
Oil and grease	100.0	12.60	100.0	12.60
TSS	150.0	18.91	120.0	15.12
pH	(¹)	(¹)	(¹)	(¹)
English units—pounds per 1 million ft ² of area processed or coated				
Chromium	0.76	0.10	0.31	0.04
Lead	0.21	0.03	0.19	0.03
Nickel	2.46	0.31	1.29	0.16
Zinc	2.09	0.27	0.86	0.11
Aluminum	6.21	0.78	2.54	0.32
Iron	5.74	0.72	2.87	0.36
Oil and grease	20.48	2.58	20.48	2.58
TSS	30.72	3.87	24.58	3.10
pH	(¹)	(¹)	(¹)	(¹)

¹ Within the range 7.5 to 10.0 at all times.

Environmental Protection Agency

§ 466.21

[47 FR 53184, Nov. 24, 1982, as amended at 50 FR 36543, Sept. 6, 1985]

§ 466.14 Pretreatment standards for existing sources.

(a) Except as provided in 40 CFR 403.7 and 403.13, any existing source subject to this subpart which introduces pollutants into a publicly owned treatment works must comply with 40 CFR part 403 and achieve the following pretreatment standards for existing sources.

SUBPART A—PSES

Pollutant or pollutant property	Maximum for any 1 day	Maximum for monthly average
	Milligrams per liter (mg/l)	
Chromium	0.42	0.17
Lead	0.15	0.13
Nickel	1.41	1.00
Zinc	1.33	0.56

(b) In cases where POTW find it necessary to impose mass effluent pretreatment standards the following equivalent mass standards are provided:

SUBPART A—PSES

Pollutant or pollutant property	Maximum for any 1 day		Maximum for monthly average	
	Metal preparation	Coating operation	Metal preparation	Coating operation
Metric units—mg/m ² of area processed or coated				
Chromium	16.82	0.53	6.81	0.22
Lead	6.01	0.19	5.21	0.16
Nickel	56.5	1.78	40.1	1.26
Zinc	53.3	1.68	22.5	0.71
English units—lbs/1 million ft ² of area processed or coated				
Chromium	3.45	0.11	1.4	0.05
Lead	1.23	0.04	1.07	0.03
Nickel	11.6	0.37	8.20	0.26
Zinc	10.9	0.35	4.6	0.15

[47 FR 53184, Nov. 24, 1982, as amended at 50 FR 36543, Sept. 6, 1985]

§ 466.15 Pretreatment standards for new sources.

Except as provided in 40 CFR 403.7 and 403.13, any new source subject to this subpart which introduces pollut-

ants into a publicly owned treatment works must comply with 40 CFR part 403 and achieve the following pretreatment standards for new sources:

SUBPART A—PSNS

Pollutant or pollutant property	Maximum for any 1 day		Maximum for monthly average	
	Metal preparation	Coating operation	Metal preparation	Coating operation
Metric units—mg/m ² of area processed or coated				
Chromium	3.7	0.47	1.5	0.19
Lead	1.0	0.13	0.9	0.11
Nickel	12.0	1.51	6.3	0.79
Zinc	10.2	1.29	4.2	0.53
English units—pounds per 1 million ft ² of area processed or coated				
Chromium	0.76	0.10	0.31	0.04
Lead	0.2	0.03	0.19	0.002
Nickel	2.46	0.31	1.29	0.16
Zinc	2.09	0.27	0.86	0.11

[47 FR 53184, Nov. 24, 1982, as amended at 50 FR 36543, Sept. 6, 1985]

Subpart B—Cast Iron Basis Material Subcategory

§ 466.20 Applicability; description of the cast iron basis material subcategory.

This subpart applies to discharges to waters of the United States and introductions of pollutants into publicly owned treatment works from porcelain enameling of cast iron basis materials.

§ 466.21 Effluent limitations representing the degree of effluent reduction attainable by the application of the best practicable control technology currently available.

Except as provided in 40 CFR 125.30 through 125.32, any existing point source subject to this subpart must achieve the following effluent limitations representing the degree of effluent reduction attainable by the application of the best practicable control technology currently available.

(a) There shall be no discharge of process wastewater pollutants from metal preparation operations.

(b) The discharge of process wastewater pollutants from all porcelain enameling coating operations

§ 466.22

shall not exceed the values set forth below:

SUBPART B—BPT EFFLUENT LIMITATIONS

Pollutant or pollutant Property	Maximum for any 1 day		Maximum for monthly average	
	Mg/m ² (pounds per/1million ft ²) of Area Coated			
Chromium	0.29	(0.06)	0.12	(0.024)
Lead	0.11	(0.02)	0.09	(0.02)
Nickle	0.98	(0.02)	0.7	(0.15)
Zinc	0.93	(0.19)	0.39	(0.08)
Aluminum	3.16	(0.65)	1.29	(0.27)
Iron	0.86	(0.18)	0.44	(0.09)
Oil and grease	13.86	(2.84)	8.32	(1.71)
TSS	28.42	(5.82)	13.86	(2.84)
pH	(¹)	(¹)	(¹)	(¹)

¹ Within the range 7.5 to 10.0 at all times.

§ 466.22 Effluent limitation representing the degree of effluent reduction attainable by the application of the best available technology economically achievable.

Except as provided in 40 CFR 125.30 through 125.32, any existing point source subject to this subpart must achieve the following effluent limitations representing the degree of effluent reduction attainable by the application of the best available technology economically achievable.

(a) There shall be no discharge of process wastewater pollutants from metal preparation operations.

(b) The discharge of process wastewater pollutants from all porcelain enameling coating operations shall not exceed the values set forth below:

SUBPART B—BAT EFFLUENT LIMITATIONS

Pollutant or pollutant property	Maximum for any 1 day		Maximum for monthly average	
	Mg/m ² (pounds per/million ft ²) of area coated			
Chromium	0.53	(0.11)	0.22	(0.05)
Lead	0.19	(0.04)	0.16	(0.03)
Nickel	1.78	(0.37)	1.26	(0.26)
Zinc	1.68	(0.35)	0.71	(0.15)
Aluminum	5.74	(1.18)	2.35	(0.48)
Iron	1.55	(0.32)	0.79	(0.16)

40 CFR Ch. I (7–1–21 Edition)

[47 FR 53184, Nov. 24, 1982, as amended at 50 FR 36543, Sept. 6, 1985]

§ 466.23 New source performance standards.

Any new source subject to this subpart must achieve the following new source performance standards.

(a) There shall be no discharge of process wastewater pollutants from metal preparation operations.

(b) The discharge of process wastewater pollutants from all porcelain enameling coating operations shall not exceed the values set forth below:

SUBPART B—NSPS

Pollutant or pollutant property	Maximum for any 1 day		Maximum for monthly average	
	Mg/m ² (pounds per million ft ²) of area coated			
Chromium	0.47	(0.10)	0.19	(0.04)
Lead	0.13	(0.03)	0.11	(0.02)
Nickel	0.69	(0.14)	0.47	(0.10)
Zinc	1.29	(0.27)	0.53	(0.11)
Aluminum	3.82	(0.78)	1.56	(0.32)
Iron	1.55	(0.32)	0.79	(0.16)
Oil and grease	12.60	(2.58)	12.60	(2.58)
TSS	18.91	(3.87)	15.12	(3.10)
pH	(¹)	(¹)	(¹)	(¹)

¹ Within the range 7.5 to 10.0 at all times.

[47 FR 53184, Nov. 24, 1982, as amended at 50 FR 36544, Sept. 6, 1985]

§ 466.24 Pretreatment standards for existing sources.

(a) Except as provided in 40 CFR 403.7 and 403.13, any existing source subject to this subpart which introduces pollutants into a publicly owned treatment works must comply with 40 CFR part 403 and achieve the following pretreatment standards for existing sources.

(1) There shall be no discharge of process wastewater pollutants from metal preparation operations.

(2) The discharge of process wastewater pollutants from all porcelain enameling coating operations shall not exceed the values set forth below:

Environmental Protection Agency

§ 466.31

SUBPART B—PSES

Pollutant or pollutant property	Maximum for any 1 day	Maximum for monthly average
	Milligrams per liter (mg/l)	
Chromium	0.42	0.17
Lead	0.15	0.13
Nickel	1.41	1.00
Zinc	1.33	0.56

(b) In cases when POTW find it necessary to impose mass pretreatment standards the following equivalent mass standards are provided.

(1) There shall be no discharge of process wastewater pollutants from metal preparation operations.

(2) The discharge of process wastewater pollutants from all porcelain enameling costing operations shall not exceed the values set forth below:

SUBPART B—PSES

Pollutant or pollutant property	Maximum for any 1 day		Maximum for monthly average	
	Metric units—mg/m ² (English Units—pounds per million ft ²) of area coated			
Chromium	0.53	(0.11)	0.22	(0.05)
Lead	0.19	(0.04)	0.16	(0.03)
Nickel	1.78	(0.37)	1.26	(0.26)
Zinc	1.68	(0.35)	0.71	(0.15)

[47 FR 53184, Nov. 24, 1982, as amended at 50 FR 36544, Sept. 6, 1985]

§ 466.25 Pretreatment standards for new sources.

Except as provided in 40 CFR 403.7, any new source subject to this subpart which introduces pollutants into a publicly owned treatment works must comply with 40 CFR part 403 and achieve the following pretreatment standards for new sources.

(a) There shall be no discharge of process wastewater pollutants from metal preparation operations.

(b) The discharge of process wastewater pollutants from all porcelain

enameling coating operations shall not exceed the values set forth below:

SUBPART B—PSNS

Pollutant or pollutant property	Maximum for any 1 day		Maximum for monthly average	
	Mg/m ² (pounds per million ft ²) of area coated			
Chromium	0.47	(0.10)	0.19	(0.04)
Lead	0.13	(0.03)	0.11	(0.02)
Nickel	0.69	(0.14)	0.47	(0.10)
Zinc	1.29	(0.27)	0.53	(0.11)

[47 FR 53184, Nov. 24, 1982, as amended at 50 FR 36544, Sept. 6, 1985]

Subpart C—Aluminum Basis Material Subcategory

§ 466.30 Applicability; description of the aluminum basis material subcategory.

This subpart applies to discharges to waters of the United States and introductions of pollutants into publicly owned treatment works from porcelain enameling of aluminum basis materials.

§ 466.31 Effluent limitations representing the degree of effluent reduction attainable by the application of the best practicable control technology currently available.

Except as provided in 40 CFR 125.30 through 125.32, any existing point source subject to this subpart must achieve the following effluent limitations representing the degree of effluent reduction attainable by the application of the best practicable control technology currently available:

SUBPART C—BPT EFFLUENT LIMITATIONS

Pollutant or pollutant property	Maximum for any 1 day		Maximum for monthly average	
	Metal preparation	Coating operation	Metal preparation	Coating operation
Metric units—mg/m ² of area processed or coated				
Chromium	16.34	6.32	6.63	2.56
Lead	5.84	2.26	5.06	1.96
Nickel	54.85	21.21	38.90	15.04
Zinc	51.73	20.01	21.79	8.43
Aluminum	176.98	68.44	72.35	27.98
Iron	47.85	18.50	24.51	9.48
Oil and grease	777.92	300.84	466.76	108.50
TSS	1,594.74	616.68	777.92	300.82
pH	(¹)	(¹)	(¹)	(¹)
English units—pounds per 1 million ft ² of area processed or coated				
Chromium	3.35	1.30	1.37	0.53
Lead	1.20	0.47	1.04	0.40
Nickel	11.24	4.35	7.97	3.08
Zinc	10.6	4.10	4.46	1.73
Aluminum	36.25	14.02	14.82	5.73
Iron	9.80	3.79	5.02	1.94
Oil and grease	159.33	61.61	95.60	36.97
TSS	326.62	126.33	159.33	61.61
pH	(¹)	(¹)	(¹)	(¹)

¹ Within the range 7.5 to 10.0 at all times.

§ 466.32 Effluent limitations representing the degree of effluent reduction attainable by the application of the best available technology economically achievable.

Except as provided in 40 CFR 125.30 through 125.32, any existing point source subject to this subpart must achieve the following effluent limitations representing the degree of effluent reduction attainable by the application of the best available technology economically achievable.

SUBPART C—BAT EFFLUENT LIMITATIONS

Pollutant or pollutant property	Maximum for any 1 day		Maximum for monthly average	
	Metal preparation	Coating operation	Metal preparation	Coating operation
Metric units—mg/m ² of area processed or coated				
Chromium	16.34	0.53	6.62	0.22
Lead	5.84	0.19	5.06	0.16
Nickel	54.85	1.78	38.90	1.26
Zinc	51.74	1.68	21.79	1.71
Aluminum	176.98	5.74	72.35	2.35
Iron	47.85	1.55	24.51	0.80
English units—pounds per 1 million ft ² of area processed or coated				
Chromium	3.35	0.11	1.36	0.05
Lead	1.20	0.04	1.04	0.03
Nickel	11.24	0.37	7.97	0.26
Zinc	10.60	0.35	4.46	0.35
Aluminum	36.25	1.18	14.82	0.48
Iron	9.80	0.32	5.02	0.16

[47 FR 53184, Nov. 24, 1982, as amended at 50 FR 36544, Sept. 6, 1985]

§ 466.33 New source performance standards.

Any new source subject to this subpart must achieve the following new source performance standards:

SUBPART C—NSPS

Pollutant or pollutant property	Maximum for any 1 day		Maximum for monthly average	
	Metal preparation	Coating operation	Metal preparation	Coating operation
Metric units—mg/m ² of area processed or coated				
Chromium	3.60	0.47	1.46	0.19
Lead	0.97	0.13	0.88	0.11
Nickel	5.35	0.69	3.60	0.47
Zinc	9.92	1.29	4.09	0.53
Aluminum	29.46	3.82	12.06	1.56
Iron	11.96	1.55	6.13	0.79
Oil and grease	97.24	12.60	97.24	12.60
TSS	145.86	18.91	116.69	15.12
pH	(¹)	(¹)	(¹)	(¹)
English units—pounds per 1 million ft ² of area processed or coated				
Chromium	0.74	0.10	0.30	0.04
Lead	0.20	0.03	0.18	0.20
Nickel	1.10	0.14	0.74	0.10
Zinc	2.03	0.27	0.84	0.11
Aluminum	6.03	0.78	2.47	0.32
Iron	2.45	0.32	1.26	0.16
Oil and grease	19.92	2.58	19.92	2.58
TSS	29.88	3.87	23.90	3.10
pH	(¹)	(¹)	(¹)	(¹)

¹ Within the range 7.5 to 10.0 at all times.

Environmental Protection Agency

§ 466.43

[47 FR 53184, Nov. 24, 1982, as amended at 50 FR 36544, Sept. 6, 1985]

§ 466.34 Pretreatment standards for existing sources.

(a) Except as provided in 40 CFR 403.7 and 403.13, any existing source subject to this subpart which introduces pollutants into a publicly owned treatment works must comply with 40 CFR part 403 and achieve the following pretreatment standards for existing sources.

SUBPART C—PSES

Pollutant or pollutant property	Maximum for any 1 day	Maximum for monthly average
	Milligrams per liter (mg/l)	
Chromium	0.42	0.17
Lead	0.15	0.13
Nickel	1.41	1.00
Zinc	1.33	0.56

(b) In cases where POTW find it necessary to impose mass pretreatment standards the following equivalent mass standards are provided:

SUBPART C—PSES

Pollutant or pollutant property	Maximum for any 1 day		Maximum for monthly average	
	Metal preparation	Coating operation	Metal preparation	Coating operation
Metric units—mg/m ² of area processed or coated				
Chromium	16.34	0.53	6.62	0.22
Lead	5.84	0.19	5.06	0.16
Nickel	54.85	1.78	38.9	1.26
Zinc	51.74	1.68	21.79	1.71
English units—pounds per 1 million ft ² of area processed or coated				
Chromium	3.35	0.11	1.36	0.05
Lead	1.20	0.04	1.04	0.03
Nickel	11.24	0.37	7.97	0.25
Zinc	10.6	0.35	4.46	0.35

[47 FR 53184, Nov. 24, 1982, as amended at 50 FR 36544, Sept. 6, 1985]

§ 466.35 Pretreatment standards for new sources.

Except as provided in 40 CFR 403.7, any new source subject to this subpart which introduces pollutants into a publicly owned treatment works must comply with 40 CFR part 403 and achieve the following pretreatment standards for new sources.

SUBPART C—PSNS

Pollutant or pollutant property	Maximum for any 1 day		Maximum for monthly average	
	Metal preparation	Coating operation	Metal preparation	Coating operation
Metric units—mg/m ² of area processed or coated				
Chromium	3.60	0.47	1.46	0.19
Lead	0.97	0.13	0.88	0.11
Nickel	5.35	0.69	3.60	0.47
Zinc	9.92	1.29	4.09	0.53
English units—pounds per 1 million ft ² of area processed or coated				
Chromium	0.74	0.10	0.30	0.04
Lead	0.20	0.03	0.18	0.02
Nickel	1.10	0.14	0.74	0.10
Zinc	2.03	0.27	0.84	0.11

[47 FR 53184, Nov. 24, 1982, as amended at 50 FR 36545, Sept. 6, 1985]

Subpart D—Copper Basis Material Subcategory

§ 466.40 Applicability; description of the copper basis material subcategory.

This subpart applies to discharges to waters of the United States and introductions of pollutants into publicly owned treatment works from porcelain enameling of copper basis materials.

§§ 466.41–466.42 [Reserved]

§ 466.43 New source performance standards.

Any new source subject to this subpart must achieve the following new source performance standards:

§ 466.44

SUBPART D—NSPS

Pollutant or pollutant property	Maximum for any 1 day		Maximum for monthly average	
	Metal preparation	Coating operation	Metal preparation	Coating operation
Metric units—mg/m ² of area processed or coated				
Chromium	6.23	0.46	2.52	0.19
Lead	1.69	0.13	1.52	0.11
Nickel	9.25	0.69	6.23	0.47
Zinc	17.16	1.29	7.07	0.53
Aluminum	50.97	3.82	20.86	1.56
Iron	20.69	1.55	10.60	0.79
Oil and grease ...	168.23	12.60	168.23	12.60
TSS	252.35	18.91	201.88	15.12
pH	(¹)	(¹)	(¹)	(¹)
English units—pounds per 1 million ft ² of area processed or coated				
Chromium	1.28	0.10	0.52	0.04
Lead	0.35	0.03	0.31	0.03
Nickel	1.90	0.14	1.28	0.10
Zinc	3.52	0.27	1.45	0.11
Aluminum	10.44	0.78	4.27	0.32
Iron	4.24	0.32	2.17	0.16
Oil and grease ...	34.46	2.58	34.46	2.58
TSS	51.69	3.87	41.35	3.10
pH	(¹)	(¹)	(¹)	(¹)

¹ Within the range 7.5 to 10.0 at all times.

[47 FR 53184, Nov. 24, 1982, as amended at 50 FR 36545, Sept. 6, 1985]

§ 466.44 [Reserved]

§ 466.45 Pretreatment standards for new sources.

Any new source subject to this subpart which introduces pollutants into a publicly owned treatment works must comply with 40 CFR part 403 and achieve the following pretreatment standards for new sources:

40 CFR Ch. I (7–1–21 Edition)

SUBPART D—PSNS

Pollutant or pollutant property	Maximum for any 1 day		Maximum for monthly average	
	Metal preparation	Coating operation	Metal preparation	Coating operation
Metric units—mg/m ² of area processed or coated				
Chromium	6.23	0.46	2.52	0.19
Lead	1.69	0.13	1.52	0.11
Nickel	9.25	0.69	6.23	0.47
Zinc	17.16	1.29	7.07	0.53
English units—pounds per 1 million ft ² of area processed or coated				
Chromium	1.28	0.10	0.52	0.04
Lead	0.35	0.03	0.31	0.02
Nickel	1.90	0.14	1.28	0.10
Zinc	3.52	0.27	1.45	0.11

[47 FR 53184, Nov. 24, 1982, as amended at 50 FR 36545, Sept. 6, 1985]

PART 467—ALUMINUM FORMING POINT SOURCE CATEGORY

GENERAL PROVISIONS

Sec.

467.01 Applicability.

467.02 General definitions.

467.03 Monitoring and reporting requirements.

467.04 Compliance date for PSES.

467.05 Removal allowances for pretreatment standards.

Subpart A—Rolling With Neat Oils Subcategory

467.10 Applicability; description of the rolling with neat oils subcategory.

467.11 Specialized definitions.

467.12 Effluent limitations representing the degree of effluent reduction attainable by the application of the best practicable control technology currently available.

467.13 Effluent limitations representing the degree of effluent reduction attainable by the application of the best available technology economically achievable.

467.14 New source performance standards.

467.15 Pretreatment standards for existing sources.

467.16 Pretreatment standards for new sources.

467.17 Effluent limitations representing the degree of effluent reduction attainable by the application of the best conventional pollutant control technology. [Reserved]

Environmental Protection Agency

Pt. 467

Subpart B—Rolling With Emulsions Subcategory

- 467.20 Applicability; description of the rolling with emulsions subcategory.
- 467.21 Specialized definitions.
- 467.22 Effluent limitations representing the degree of effluent reduction attainable by the application of the best practicable control technology currently available.
- 467.23 Effluent limitations representing the degree of effluent reduction attainable by the application of the best available technology economically achievable.
- 467.24 New source performance standards.
- 467.25 Pretreatment standards for existing sources.
- 467.26 Pretreatment standards for new sources.
- 467.27 Effluent limitations representing the degree of effluent reduction attainable by the application of the best conventional pollutant control technology. [Reserved]

Subpart C—Extrusion Subcategory

- 467.30 Applicability; description of the extrusion subcategory.
- 467.31 Specialized definitions.
- 467.32 Effluent limitations representing the degree of effluent reduction attainable by the application of the best practicable control technology currently available.
- 467.33 Effluent limitations representing the degree of effluent reduction attainable by the application of the best available technology economically achievable.
- 467.34 New source performance standards.
- 467.35 Pretreatment standards for existing sources.
- 467.36 Pretreatment standards for new sources.
- 467.37 Effluent limitations representing the degree of effluent reduction attainable by the application of the best conventional pollutant control technology. [Reserved]

Subpart D—Forging Subcategory

- 467.40 Applicability; description of forging subcategory.
- 467.41 Specialized definitions.
- 467.42 Effluent limitations representing the degree of effluent reduction attainable by the application of the best practicable control technology currently available. [Reserved]
- 467.43 Effluent limitations representing the degree of effluent reduction attainable by the application of the best available technology economically achievable. [Reserved]
- 467.44 New source performance standards.
- 467.45 Pretreatment standards for existing sources.

467.46 Pretreatment standards for new sources.

467.47 Effluent limitations representing the degree of effluent reduction attainable by the application of the best conventional pollutant control technology. [Reserved]

Subpart E—Drawing With Neat Oils Subcategory

- 467.50 Applicability; description of the drawing with neat oils subcategory.
- 467.51 Specialized definitions.
- 467.52 Effluent limitations representing the degree of effluent reduction attainable by the application of the best practicable control technology currently available.
- 467.53 Effluent limitations representing the degree of effluent reduction attainable by the application of the best available technology economically achievable.
- 467.54 New source performance standards.
- 467.55 Pretreatment standards for existing sources.
- 467.56 Pretreatment standards for new sources.
- 467.57 Effluent limitations representing the degree of effluent reduction attainable by the application of the best conventional pollutant control technology. [Reserved]

Subpart F—Drawing With Emulsions or Soaps Subcategory

- 467.60 Applicability; description of the drawing with emulsions or soaps subcategory.
- 467.61 Specialized definitions.
- 467.62 Effluent limitations representing the degree of effluent reduction attainable by the application of the best practicable control technology currently available.
- 467.63 Effluent limitations representing the degree of effluent reduction attainable by the application of the best available technology economically achievable.
- 467.64 New source performance standards.
- 467.65 Pretreatment standards for existing sources.
- 467.66 Pretreatment standards for new sources.
- 467.67 Effluent limitations representing the degree of effluent reduction attainable by the application of the best conventional pollutant control technology. [Reserved]

AUTHORITY: Secs. 301, 304(b), (c), (e), and (g), 306(b) and (c), 307(b) and (c), 308 and 501 of the Clean Water Act (the Federal Water Pollution Control Act Amendments of 1972, as amended by the Clean Water Act of 1977) and the Water Quality Act of 1987 (the “Act”); 33 U.S.C. 1311, 1314(b), (c), (e), and (g), 1316(b) and (c), 1317(b) and (c), 1318 and 1361;

§ 467.01

86 Stat. 816, Pub. L. 92-500; 91 Stat. 1567, Pub. L. 95-217; 101 Stat. 7, Pub. L. 100-4.

SOURCE: 48 FR 49149, Oct. 24, 1983, unless otherwise noted.

GENERAL PROVISIONS

§ 467.01 Applicability.

(a) Aluminum forming includes commonly recognized forming operations such as rolling, drawing, extruding, and forging and related operations such as heat treatment, casting, and surface treatments. Surface treatment of aluminum is any chemical or electrochemical treatment applied to the surface of aluminum. Such surface treatment is considered to be a part of aluminum forming whenever it is performed as an integral part of aluminum forming. For the purposes of this regulation, surface treatment of aluminum is considered to be an integral part of aluminum forming whenever it is performed at the same plant site at which aluminum is formed and such operations are not considered for regulation under the Electroplating and Metal Finishing provisions of 40 CFR parts 413 and 433. Casting aluminum when performed as an integral part of aluminum forming and located on-site at an aluminum forming plant is considered an aluminum forming operation and is covered under these guidelines. When aluminum forming is performed on the same site as primary aluminum reduction the casting shall be regulated by the nonferrous metals guidelines if there is no cooling of the aluminum prior to casting. If the aluminum is cooled prior to casting then the casting shall be regulated by the aluminum forming guidelines.

(b) This part applies to any aluminum forming facility, except for plants identified under paragraph (c) of this section, which discharges or may discharge pollutants to waters of the United States or which introduces or may introduce pollutants into a publicly owned treatment works.

(c) This part is applicable to indirect discharging aluminum forming plants that extrude less than 3 million pounds of product per year and draw, with emulsions or soaps, less than 1 million pounds per year.

40 CFR Ch. I (7-1-21 Edition)

NOTE: This paragraph is promulgated as an Interim Final Rule.

[48 FR 49149, Oct. 24, 1983; 49 FR 11631, Mar. 27, 1984]

§ 467.02 General definitions.

In addition to the definitions set forth in 40 CFR part 401, the following definitions apply to this part:

(a) *Aluminum forming* is a set of manufacturing operations in which aluminum and aluminum alloys are made into semifinished products by hot or cold working.

(b) *Ancillary operation* is a manufacturing operation that has a large flow, discharges significant amounts of pollutants, and may not be present at every plant in a subcategory, but when present is an integral part of the aluminum forming process.

(c) *Contact cooling water* is any wastewater which contacts the aluminum workpiece or the raw materials used in forming aluminum.

(d) *Continuous casting* is the production of sheet, rod, or other long shapes by solidifying the metal while it is being poured through an open-ended mold using little or no contact cooling water. Continuous casting of rod and sheet generates spent lubricants and rod casting also generates contact cooling water.

(e) *Degassing* is the removal of dissolved hydrogen from the molten aluminum prior to casting. Chemicals are added and gases are bubbled through the molten aluminum. Sometimes a wet scrubber is used to remove excess chlorine gas.

(f) *Direct chill casting* is the pouring of molten aluminum into a water-cooled mold. Contact cooling water is sprayed onto the aluminum as it is dropped into the mold, and the aluminum ingot falls into a water bath at the end of the casting process.

(g) *Drawing* is the process of pulling metal through a die or succession of dies to reduce the metal's diameter or alter its shape. There are two aluminum forming subcategories based on the drawing process. In the drawing with neat oils subcategory, the drawing process uses a pure or neat oil as a

lubricant. In the drawing with emulsions or soaps subcategory, the drawing process uses an emulsion or soap solution as a lubricant.

(h) *Emulsions* are stable dispersions of two immiscible liquids. In the aluminum forming category this is usually an oil and water mixture.

(i) *Cleaning or etching* is a chemical solution bath and a rinse or series of rinses designed to produce a desired surface finish on the workpiece. This term includes air pollution control scrubbers which are sometimes used to control fumes from chemical solution baths. Conversion coating and anodizing when performed as an integral part of the aluminum forming operations are considered cleaning or etching operations. When conversion coating or anodizing are covered here they are not subject to regulation under the provisions of 40 CFR part 433, Metal Finishing.

(j) *Extrusion* is the application of pressure to a billet of aluminum, forcing the aluminum to flow through a die orifice. The extrusion subcategory is based on the extrusion process.

(k) *Forging* is the exertion of pressure on dies or rolls surrounding heated aluminum stock, forcing the stock to change shape and in the case where dies are used to take the shape of the die. The forging subcategory is based on the forging process.

(l) *Heat treatment* is the application of heat of specified temperature and duration to change the physical properties of the metal.

(m) Hot water seal is a heated water bath (heated to approximately 180 °F) used to seal the surface coating on formed aluminum which has been anodized and coated. In establishing an effluent allowance for this operation, the hot water seal shall be classified as a cleaning or etching rinse.

(n) *In-process control technology* is the conservation of chemicals and water throughout the production operations to reduce the amount of wastewater to be discharged.

(o) *Neat oil* is a pure oil with no or few impurities added. In aluminum forming its use is mostly as a lubricant.

(p) *Rolling* is the reduction in thickness or diameter of a workpiece by

passing it between lubricated steel rollers. There are two subcategories based on the rolling process. In the rolling with neat oils subcategory, pure or neat oils are used as lubricants for the rolling process. In the rolling with emulsions subcategory, emulsions are used as lubricants for the rolling process.

(q) The term *Total Toxic Organics (TTO)* shall mean the sum of the masses or concentrations of each of the following toxic organic compounds which is found in the discharge at a concentration greater than 0.010 mg/l:

p-chloro-m-cresol	pyrene
2-chlorophenol	tetrachloroethylene
2,4-dinitrotoluene	toluene
1,2-diphenylhydrazine	trichloroethylene
ethyblenzene	endosulfan sulfate
fluoranthene	bis(2-ethyl
isophorone	hexyl)phthalate
napthalene	diethylphthalate
N-nitro sodi phenyl	3,4-
amine	benzofluoranthene
phenol	benzo(k)fluoranthene
benzo(a) pyrene	chrysene
benzo(ghi)perylene	acenaphthylene
fluorene	anthracene
phenanthrene	di-n-butyl phthalate
dibenzo(a,h)	endrin
anthracene	endrin aldehyde
indeno(1,2,3-c,d)pyrene	PCB-1242, 1254, 1221
	PCB-1232, 1248, 1260,
	1016
	acenaphthene

(r) *Stationary casting* is the pouring of molten aluminum into molds and allowing the metal to air cool.

(s) *Wet scrubbers* are air pollution control devices used to remove particulates and fumes from air by entraining the pollutants in a water spray.

(t) *BPT* means the best practicable control technology currently available under section 304(b)(1) of the Act.

(u) *BAT* means the best available technology economically achievable under section 304(b)(2)(B) of the Act.

(v) *BCT* means the best conventional pollutant control technology, under section 304(b)(4) of the Act.

(w) *NSPS* means new source performance standards under section 306 of the Act.

(x) *PSES* means pretreatment standards for existing sources, under section 307(b) of the Act.

§ 467.03

(y) *PSNS* means pretreatment standards for new sources, under section 307(c) of the Act.

(z) The production normalizing mass (/kkg) for each core or ancillary operation is the mass (off-kkg or off-lb) processed through that operation.

(aa) The term *off-kilogram (off-pound)* shall mean the mass of aluminum or aluminum alloy removed from a forming or ancillary operation at the end of a process cycle for transfer to a different machine or process.

[48 FR 49149, Oct. 24, 1983; 49 FR 11631, Mar. 27, 1984, as amended at 53 FR 52369, Dec. 27, 1988]

§ 467.03 Monitoring and reporting requirements.

The following special monitoring and reporting requirements apply to all facilities controlled by this regulation.

(a) Periodic analyses for cyanide as may be required under part 122 or 403 of this chapter are not required when both of the following conditions are met:

(1) The first wastewater sample of each calendar year has been analyzed and found to contain less than 0.07 mg/l cyanide.

(2) The owner or operator of the aluminum forming plant certifies in writing to the POTW authority or permit issuing authority that cyanide is not and will not be used in the aluminum forming process.

(b) As an alternative monitoring procedure for pretreatment, the POTW user may measure and limit oil and grease to the levels shown in pretreatment standards in lieu of measuring and regulating total toxic organics (TTO).

(c) The "monthly average" regulatory values shall be the basis for the monthly average discharge limits in direct discharge permits and for pretreatment standards. Compliance with the monthly discharge limit is required regardless of the number of samples analyzed and averaged.

(Information collection requirements in paragraph (a) were approved by the Office of Management and Budget under control number 2040-0033)

[48 FR 49149, Oct. 24, 1983; 49 FR 11631, Mar. 27, 1984, as amended at 50 FR 4515, Jan. 31, 1985]

40 CFR Ch. I (7-1-21 Edition)

§ 467.04 Compliance date for PSES.

The compliance date for Pretreatment Standards for Existing Sources (PSES) is October 24, 1986.

[48 FR 49149, Oct. 24, 1983; 49 FR 11631, Mar. 27, 1984]

§ 467.05 Removal allowances for pretreatment standards.

Removal allowances pursuant to 40 CFR 403.7(a) may be granted for the toxic metals limited in 40 CFR part 467 when used as indicator pollutants.

[49 FR 11631, Mar. 27, 1984]

Subpart A—Rolling With Neat Oils Subcategory

§ 467.10 Applicability; description of the rolling with neat oils subcategory.

This subpart applies to discharges of pollutants to waters of the United States, and introductions of pollutants into publicly owned treatment works from the core and the ancillary operations of the rolling with neat oils subcategory.

§ 467.11 Specialized definitions.

For the purpose of this subpart:

(a) The "core" of the rolling with neat oils subcategory shall include rolling using neat oils, roll grinding, sawing, annealing, stationary casting, homogenizing artificial aging, degreasing, and stamping.

(b) The term "ancillary operation" shall mean any operation not previously included in the core, performed on-site, following or preceding the rolling operation. The ancillary operations shall include continuous rod casting, continuous sheet casting, solution heat treatment, cleaning or etching.

§ 467.12 Effluent limitations representing the degree of effluent reduction attainable by the application of the best practicable control technology currently available.

Except as provided in 40 CFR 125.30 through 125.32, any existing point source subject to this subpart must achieve the following effluent limitations for the core operation and for the ancillary operations representing the degree of effluent reduction attainable

Environmental Protection Agency**\$467.12**

by the application of the best practicable control technology currently available:

SUBPART A***Core With an Annealing Furnace Scrubber***

Pollutant or pollutant property	BPT effluent limitations	
	Maximum for any 1 day	Maximum for monthly average
	mg/off-kg (lb/million off-lbs) of aluminum rolled with neat oils	
Chromium	0.0360	0.0147
Cyanide	0.0237	0.0098
Zinc	0.119	0.0498
Aluminum	0.525	0.257
Oil and grease	1.634	0.980
Suspended solids	3.348	1.593
pH	(¹)	(¹)

¹ Within the range of 7.0 to 10 at all times.**SUBPART A*****Core Without an Annealing Furnace Scrubber***

Pollutant or pollutant property	BPT effluent limitations	
	Maximum for any 1 day	Maximum for monthly average
	mg/off-kg (lb/million off-lbs) of aluminum rolled with neat oils	
Chromium	0.0244	0.010
Cyanide	0.0161	0.0067
Zinc	0.0808	0.0338
Aluminum	0.356	0.174
Oil and grease	1.11	0.664
Suspended solids	2.27	1.079
pH	(¹)	(¹)

¹ Within the range of 7.0 to 10 at all times.**SUBPART A*****Continuous Sheet Casting Spent Lubricant***

Pollutant or pollutant property	BPT effluent limitations	
	Maximum for any 1 day	Maximum for monthly average
	mg/off-kg (lb/million off-lbs) of aluminum sheet cast by continuous methods	
Chromium	0.00086	0.00035
Cyanide	0.00057	0.00024
Zinc	0.0029	0.0012
Aluminum	0.0127	0.0063
Oil and grease	0.0393	0.0236
Suspended solids	0.0805	0.0383
pH	(¹)	(¹)

¹ Within the range of 7.0 to 10 at all times.**SUBPART A*****Solution Heat Treatment Contact Cooling Water***

Pollutant or pollutant property	BPT effluent limitations	
	Maximum for any 1 day	Maximum for monthly average
	mg/off-kg (lb/million off-lbs) of aluminum quenched	
Chromium	3.39	1.39
Cyanide	2.24	0.93
Zinc	11.25	4.70
Aluminum	49.55	24.66
Oil and grease	154.10	92.46
Suspended solids	315.91	150.25
pH	(¹)	(¹)

¹ Within the range of 7.0 to 10 at all times.**SUBPART A*****Cleaning or Etching Bath***

Pollutant or pollutant property	BPT effluent limitations	
	Maximum for any 1 day	Maximum for monthly average
	mg/off-kg (lb/million off-lbs) of aluminum cleaned or etched	
Chromium	0.079	0.032
Cyanide	0.052	0.022
Zinc	0.262	0.110
Aluminum	1.15	0.573
Oil and grease	3.58	2.15
Suspended solids	7.34	3.49
pH	(¹)	(¹)

¹ Within the range of 7.0 to 10 at all times.**SUBPART A*****Cleaning or Etching Rinse***

Pollutant or pollutant property	BPT effluent limitations	
	Maximum for any 1 day	Maximum for monthly average
	mg/off-kg (lb/million off-lbs) of aluminum cleaned or etched	
Chromium	6.12	2.51
Cyanide	4.04	1.67
Zinc	20.31	8.49
Aluminum	89.46	44.52
Oil and grease	278.24	166.95
Suspended solids	570.39	271.29
pH	(¹)	(¹)

¹ Within the range of 7.0 to 10 at all times.

§ 467.13

SUBPART A

Cleaning or Etching Scrubber Liquor

Pollutant or pollutant property	BPT effluent limitations	
	Maximum for any 1 day	Maximum for monthly average
	mg/off-kg (lb/million off-lbs) of aluminum cleaned or etched	
Chromium	7.00	2.86
Cyanide	4.61	1.91
Zinc	23.22	9.70
Aluminum	102.24	50.88
Oil and grease	318.00	190.80
Suspended solids	651.90	310.05
pH	(¹)	(¹)

¹ Within the range of 7.0 to 10 at all times.

[48 FR 49149, Oct. 24, 1983; 49 FR 11631, 11632, Mar. 27, 1984]

§ 467.13 Effluent limitations representing the degree of effluent reduction attainable by the application of the best available technology economically achievable.

Except as provided in 40 CFR 125.30 through 125.32, any existing point source subject to this subpart must achieve the following effluent limitations representing the degree of effluent reduction attainable by the application of the best available technology economically achievable. The mass of pollutants in the core and ancillary operations' process wastewater shall not exceed the following values:

SUBPART A

Core With an Annealing Furnace Scrubber

Pollutant or pollutant property	BAT effluent limitations	
	Maximum for any 1 day	Maximum for monthly average
	mg/off-kg (lb/million off-lbs) of aluminum rolled with neat oils	
Chromium	0.036	0.015
Cyanide	0.024	0.0098
Zinc	0.119	0.050
Aluminum	0.525	0.257

40 CFR Ch. I (7–1–21 Edition)

SUBPART A

Core Without an Annealing Furnace Scrubber

Pollutant or pollutant property	BAT effluent limitations	
	Maximum for any 1 day	Maximum for monthly average
	mg/off-kg (lb/million off-lbs) of aluminum rolled with neat oils	
Chromium	0.025	0.010
Cyanide	0.016	0.0067
Zinc	0.081	0.034
Aluminum	0.356	0.174

SUBPART A

Continuous Sheet Casting Spent Lubricant

Pollutant or pollutant property	BAT effluent limitations	
	Maximum for any 1 day	Maximum for monthly average
	mg/off-kg (lb/million off-lbs) of aluminum sheet cast	
Chromium	0.00086	0.00035
Cyanide	0.00057	0.00024
Zinc	0.00287	0.0012
Aluminum	0.0127	0.0062

SUBPART A

Solution Heat Treatment Contact Cooling Water

Pollutant or pollutant property	BAT effluent limitations	
	Maximum for any 1 day	Maximum for monthly average
	mg/off-kg (lb/million off-lbs) of aluminum quenched	
Chromium	0.897	0.367
Cyanide	0.591	0.245
Zinc	2.974	1.243
Aluminum	13.10	6.518

SUBPART A

Cleaning or Etching Bath

Pollutant or pollutant property	BAT effluent limitations	
	Maximum for any 1 day	Maximum for monthly average
	mg/off-kg (lb/million off-lbs) of aluminum cleaned or etched	
Chromium	0.079	0.032
Cyanide	0.052	0.022
Zinc	0.262	0.109
Aluminum	1.151	0.573

Environmental Protection Agency

\$467.14

SUBPART A

Cleaning or Etching Rinse

Pollutant or pollutant property	BAT effluent limitations	
	Maximum for any 1 day	Maximum for monthly average
	mg/off-kg (lb/million off-lbs) of aluminum cleaned or etched	
Chromium	0.612	0.251
Cyanide	0.404	0.167
Zinc	2.031	0.849
Aluminum	8.944	4.45

SUBPART A

Cleaning or Etching Scrubber Liquor

Pollutant or pollutant property	BAT effluent limitations	
	Maximum for any 1 day	Maximum for monthly average
	mg/off-kg (lb/million off-lbs) of aluminum cleaned or etched	
Chromium	0.851	0.348
Cyanide	0.561	0.232
Zinc	2.822	1.179
Aluminum	12.43	6.186

[48 FR 49149, Oct. 24, 1983; 49 FR 11631, 11632, Mar. 27, 1984]

\$467.14 New source performance standards.

Any new source subject to this subpart must achieve the following performance standards. The mass of pollutants in the core and ancillary operations' process wastewater shall not exceed the following values:

SUBPART A

Core With an Annealing Furnace Scrubber

Pollutant or pollutant property	NSPS	
	Maximum for any 1 day	Maximum for monthly average
	mg/off-kg (lb/million off-lbs) of aluminum rolled with neat oils	
Chromium	0.030	0.0123
Cyanide	0.016	0.0065
Zinc	0.084	0.0343
Aluminum	0.499	0.221
Oil and grease	0.817	0.817
Suspended solids	1.225	0.980
pH	(¹)	(¹)

¹ Within the range of 7.0 to 10 at all times.

SUBPART A

Core Without an Annealing Furnace Scrubber

Pollutant or pollutant property	NSPS	
	Maximum for any 1 day	Maximum for monthly average
	mg/off-kg (lb/million off-lbs) of aluminum rolled with neat oils	
Chromium	0.021	0.0083
Cyanide	0.011	0.0044
Zinc	0.057	0.023
Aluminum	0.338	0.150
Oil and grease	0.553	0.553
Suspended solids	0.830	0.664
pH	(¹)	(¹)

¹ Within the range of 7.0 to 10 at all times.

SUBPART A

Continuous Sheet Casting Spent Lubricant

Pollutant or pollutant property	NSPS	
	Maximum for any 1 day	Maximum for monthly average
	mg/off-kg (lb/million off-lbs) of aluminum cast	
Chromium	0.00073	0.00029
Cyanide	0.00039	0.00016
Zinc	0.0020	0.00082
Aluminum	0.012	0.0053
Oil and grease	0.0197	0.019
Suspended solids	0.0295	0.022
pH	(¹)	(¹)

¹ Within the range of 7.0 to 10 at all times.

SUBPART A

Solution Heat Treatment Contact Cooling Water

Pollutant or pollutant property	NSPS	
	Maximum for any 1 day	Maximum for monthly average
	mg/off-kg (lb/million off-lbs) of aluminum quenched	
Chromium	0.76	0.31
Cyanide	0.41	0.17
Zinc	2.08	0.86
Aluminum	12.45	5.52
Oil and grease	20.37	20.37
Suspended solids	30.56	24.45
pH	(¹)	(¹)

¹ Within the range of 7.0 to 10 at all times.

§ 467.15

40 CFR Ch. I (7–1–21 Edition)

SUBPART A

Cleaning or Etching Bath

Pollutant or pollutant property	NSPS	
	Maximum for any 1 day	Maximum for monthly average
	mg/off-kg (lb/million off-lbs) of aluminum cleaned or etched	
Chromium	0.066	0.027
Cyanide	0.036	0.015
Zinc	0.183	0.075
Aluminum	1.094	0.485
Oil and grease	1.79	1.79
Suspended solids	2.69	2.15
pH	(¹)	(¹)

¹ Within the range of 7.0 to 10 at all times.

SUBPART A

Cleaning or Etching Rinse

Pollutant or pollutant property	NSPS	
	Maximum for any 1 day	Maximum for monthly average
	mg/off-kg (lb/million off-lbs) of aluminum cleaned or etched	
Chromium	0.52	0.21
Cyanide	0.28	0.11
Zinc	1.42	0.59
Aluminum	8.50	3.70
Oil and grease	13.91	13.91
Suspended solids	20.87	16.69
pH	(¹)	(¹)

¹ Within the range of 7.0 to 10 at all times.

SUBPART A

Cleaning or Etching Scrubber Liquor

Pollutant or pollutant property	NSPS	
	Maximum for any 1 day	Maximum for monthly average
	mg/off-kg (lb/million off-lbs) of aluminum cleaned or etched	
Chromium	0.715	0.29
Cyanide	0.387	0.16
Zinc	1.97	0.81
Aluminum	11.81	5.24
Oil and grease	19.33	19.33
Suspended solids	29.00	23.20
pH	(¹)	(¹)

¹ Within the range of 7.0 to 10 at all times.

[48 FR 49149, Oct. 24, 1983; 49 FR 11631, 11632, Mar. 27, 1984]

§ 467.15 Pretreatment standards for existing sources.

Except as provided in 40 CFR 403.7 and 403.13, any existing source subject

to this subpart which introduces pollutants into a publicly owned treatment works must comply with 40 CFR part 403 and achieve the following pretreatment standards for existing sources. The mass of wastewater pollutants in aluminum forming process wastewater introduced into a POTW shall not exceed the following values:

SUBPART A

Core With an Annealing Furnace Scrubber

Pollutant or pollutant property	PSES	
	Maximum for any 1 day	Maximum for monthly average
	mg/off-kg (lb/million off-lbs) of aluminum rolled with neat oils	
Chromium	0.036	0.015
Cyanide	0.024	0.010
Zinc	0.119	0.050
TTO	0.057
Oil and grease (alternate monitoring parameter) ...	4.3	2.1

SUBPART A

Core Without an Annealing Furnace Scrubber

Pollutant or pollutant property	PSES	
	Maximum for any 1 day	Maximum for monthly average
	mg/off-kg (lb/million off-lbs) of aluminum rolled with neat oils	
Chromium	0.025	0.010
Cyanide	0.016	0.007
Zinc	0.081	0.034
TTO	0.038
Oil and grease (alternate monitoring parameter)	2.9	1.5

SUBPART A

Continuous Sheet Casting Lubricant

Pollutant or pollutant property	PSES	
	Maximum for any 1 day	Maximum for monthly average
	mg/off-kg (lb/million off-lbs) of aluminum cast	
Chromium	0.00086	0.00035
Cyanide	0.00057	0.00024
Zinc	0.0029	0.0012
TTO	0.0014
Oil and grease (alternate monitoring parameter)	0.10	0.052

Environmental Protection Agency

§ 467.16

SUBPART A

Solution Heat Treatment Contact Cooling Water

Pollutant or pollutant property	PSES	
	Maximum for any 1 day	Maximum for monthly average
	mg/off-kg (lb/million off-lbs) of aluminum quenched	
Chromium	0.90	0.37
Cyanide	0.59	0.25
Zinc	2.98	1.25
TTO	1.41
Oil and grease (alternate monitoring parameter)	110	53

SUBPART A

Cleaning or Etching Bath

Pollutant or pollutant property	PSES	
	Maximum for any 1 day	Maximum for monthly average
	mg/off-kg (lb/million off-lbs) of aluminum cleaned or etched	
Chromium	0.079	0.032
Cyanide	0.052	0.022
Zinc	0.262	0.109
TTO	0.124
Oil and grease (alternate monitoring parameter)	9.3	4.7

SUBPART A

Cleaning or Etching Rinse

Pollutant or pollutant property	PSES	
	Maximum for any 1 day	Maximum for monthly average
	mg/off-kg (lb/million off-lbs) of aluminum cleaned or etched	
Chromium	0.61	0.25
Cyanide	0.41	0.17
Zinc	2.03	0.85
TTO	0.96
Oil and grease (alternate monitoring parameter)	73	36

SUBPART A

Cleaning or Etching Scrubber Liquor

Pollutant or pollutant property	PSES	
	Maximum for any 1 day	Maximum for monthly average
	mg/off-kg (lb/million off-lbs) of aluminum cleaned or etched	
Chromium	0.85	0.35
Cyanide	0.56	0.23
Zinc	2.82	1.18
TTO	1.34
Oil and grease (alternate monitoring parameter)	100	50

[48 FR 49149, Oct. 24, 1983; 49 FR 11631, 11632, Mar. 27, 1984, as amended at 53 FR 52369, 52370, Dec. 27, 1988]

§ 467.16 Pretreatment standards for new sources.

Except as provided in 40 CFR 403.7, any new source subject to this subpart which introduces pollutants into a publicly owned treatment works must comply with 40 CFR part 403 and achieve the following pretreatment standards for new sources. The mass of wastewater pollutants in aluminum forming process wastewater introduced into a POTW shall not exceed the following values:

SUBPART A

Core With an Annealing Furnace Scrubber

Pollutant or pollutant property	PSNS	
	Maximum for any 1 day	Maximum for monthly average
	mg/off-kg (lb/million off-lbs) of aluminum rolled with neat oils	
Chromium	0.030	0.013
Cyanide	0.017	0.007
Zinc	0.084	0.035
TTO	0.057
Oil and grease (alternate monitoring parameter)	0.817	0.817

§ 467.16

SUBPART A

Core Without an Annealing Furnace Scrubber

Pollutant or pollutant property	PSNS	
	Maximum for any 1 day	Maximum for monthly average
	mg/off-kg (lb/million off-lbs) of aluminum rolled with neat oils	
Chromium	0.021	0.009
Cyanide	0.011	0.005
Zinc	0.057	0.024
TTO	0.038
Oil and grease (alternate monitoring parameter)	0.54	0.54

SUBPART A

Continuous Sheet Casting Lubricant

Pollutant or pollutant property	PSNS	
	Maximum for any 1 day	Maximum for monthly average
	mg/off-kg (lb/million off-lbs) of aluminum cast	
Chromium	0.00073	0.00029
Cyanide	0.00039	0.00016
Zinc	0.0020	0.00082
TTO	0.0014
Oil and grease (alternate monitoring parameter)	0.020	0.020

SUBPART A

Solution Heat Treatment Contact Cooling Water

Pollutant or pollutant property	PSNS	
	Maximum for any 1 day	Maximum for monthly average
	mg/off-kg (lb/million off-lbs) of aluminum quenched	
Chromium	0.76	0.31
Cyanide	0.41	0.17
Zinc	2.08	0.86
TTO	1.41
Oil and grease (alternate monitoring parameter)	20.37	20.37

40 CFR Ch. I (7–1–21 Edition)

SUBPART A

Cleaning or Etching Bath

Pollutant or pollutant property	PSNS	
	Maximum for any 1 day	Maximum for monthly average
	mg/off-kg (lb/million off-lbs) of aluminum cleaned or etched	
Chromium	0.067	0.027
Cyanide	0.036	0.015
Zinc	0.183	0.075
TTO	0.124
Oil and grease (alternate monitoring parameter)	1.79	1.79

SUBPART A

Cleaning or Etching Rinse

Pollutant or pollutant property	PSNS	
	Maximum for any 1 day	Maximum for monthly average
	mg/off-kg (lb/million off-lbs) of aluminum cleaned or etched	
Chromium	0.52	0.21
Cyanide	0.28	0.11
Zinc	1.42	0.59
TTO	0.96
Oil and grease (alternate monitoring parameter)	13.91	13.91

SUBPART A

Cleaning or Etching Scrubber Liquor

Pollutant or pollutant property	PSNS	
	Maximum for any 1 day	Maximum for monthly average
	mg/off-kg (lb/million off-lbs) of aluminum cleaned or etched	
Chromium	0.72	0.29
Cyanide	0.39	0.16
Zinc	1.97	0.81
TTO	1.34
Oil and grease (alternate monitoring parameter)	19.33	19.33

[48 FR 49149, Oct. 24, 1983; 49 FR 11631, 11632, Mar. 27, 1984]

Environmental Protection Agency

§ 467.22

§ 467.17 Effluent limitations representing the degree of effluent reduction attainable by the application of the best conventional pollutant control technology. [Reserved]

Subpart B—Rolling With Emulsions Subcategory

§ 467.20 Applicability; description of the rolling with emulsions subcategory.

This subpart applies to dischargers of pollutants to waters of the United States and introductions of pollutants into publicly owned treatment works from the core and the ancillary operations of the rolling with emulsions subcategory.

§ 467.21 Specialized definitions.

For the purpose of this subpart:

(a) The “core” of the rolling with emulsions subcategory shall include rolling using emulsions, roll grinding, stationary casting, homogenizing, artificial aging, annealing, and sawing.

(b) The term “ancillary operation” shall mean any operation not previously included in the core, performed on-site, following or preceding the rolling operation. The ancillary operations shall include direct chill casting, solution heat treatment, cleaning or etching, and degassing.

§ 467.22 Effluent limitations representing the degree of effluent reduction attainable by the application of the best practicable control technology currently available.

Except as provided in 40 CFR 125.30 through 125.32, any existing point source subject to this subpart must achieve the following effluent limitations representing the degree of effluent reduction attainable by the application of the best practicable control technology currently available.

SUBPART B

Core

Pollutant or pollutant property	BPT effluent limitations	
	Maximum for any 1 day	Maximum for monthly average
	mg/off-kg (lb/million off-lbs) of aluminum rolled with emulsions	
Chromium	0.057	0.024
Cyanide	0.038	0.016
Zinc	0.19	0.079
Aluminum	0.84	0.416
Oil and grease	2.60	1.56
Suspended solids	5.33	2.53
pH	(¹)	(¹)

¹ Within the range of 7.0 to 10.0 at all times.

SUBPART B

Direct Chill Casting Contact Cooling Water

Pollutant or pollutant property	BPT effluent limitations	
	Maximum for any 1 day	Maximum for monthly average
	mg/off-kg (lb/million off-lbs) of aluminum cast	
Chromium	0.59	0.24
Cyanide	0.39	0.16
Zinc	1.94	0.81
Aluminum	8.55	4.26
Oil and grease	26.58	15.95
Suspended solids	54.49	25.92
pH	(¹)	(¹)

¹ The pH shall be maintained within the range of 7.0 to 10.0 at all times except for those situations when this waste stream is discharged separately and without commingling with any other wastewater in which case the pH shall be within the range of 6.0 to 10.0 at all times.

SUBPART B

Solution Heat Treatment Contact Cooling Water

Pollutant or pollutant property	BPT effluent limitations	
	Maximum for any 1 day	Maximum for monthly average
	mg/off-kg (lb/million off-lbs) of aluminum quenched	
Chromium	3.39	1.39
Cyanide	2.24	0.93
Zinc	11.25	4.70
Aluminum	49.55	24.66
Oil and grease	154.10	92.46
Suspended solids	315.91	150.25
pH	(¹)	(¹)

¹ Within the range of 7.0 to 10.0 at all times.

§ 467.23

SUBPART B

Cleaning or Etching Bath

Pollutant or pollutant property	BPT effluent limitations	
	Maximum for any 1 day	Maximum for monthly average
	mg/off-kg (lb/million off-lbs) of aluminum cleaned or etched	
Chromium	0.079	0.032
Cyanide	0.052	0.022
Zinc	0.262	0.109
Aluminum	1.15	0.573
Oil and grease	3.58	2.15
Suspended solids	7.34	3.49
pH	(¹)	(¹)

¹ Within the range of 7.0 to 10.0 at all times.

SUBPART B

Cleaning or Etching Rinse

Pollutant or pollutant property	BPT effluent limitations	
	Maximum for any 1 day	Maximum for monthly average
	mg/off-kg (lb/million off-lbs) of aluminum cleaned or etched	
Chromium	6.12	2.51
Cyanide	4.04	1.67
Zinc	20.31	8.49
Aluminum	89.46	44.52
Oil and grease	278.24	166.95
Suspended solids	570.39	271.29
pH	(¹)	(¹)

¹ Within the range of 7.0 to 10.0 at all times.

SUBPART B

Cleaning or Etching Scrubber Liquor

Pollutant or pollutant property	BPT effluent limitations	
	Maximum for any 1 day	Maximum for monthly average
	mg/off-kg (lb/million off-lbs) of aluminum cleaned or etched	
Chromium	7.00	2.86
Cyanide	4.61	1.91
Zinc	23.22	9.70
Aluminum	102.24	50.88
Oil and grease	318.00	190.80
Suspended solids	651.90	310.05
pH	(¹)	(¹)

¹ Within the range of 7.0 to 10.0 at all times.

40 CFR Ch. I (7–1–21 Edition)

[48 FR 49149, Oct. 24, 1983; 49 FR 11631, 11632, Mar. 27, 1984, as amended at 53 FR 52370, Dec. 27, 1988]

§ 467.23 Effluent limitations representing the degree of effluent reduction attainable by the application of the best available technology economically achievable.

Except as provided in 40 CFR 125.30 through 125.32, any existing point source subject to this subpart must achieve the following effluent limitations representing the degree of effluent reduction attainable by the application of the best available technology economically achievable. The discharge of process wastewater pollutants from the core shall not exceed the values set forth below:

SUBPART B

Core

Pollutant or pollutant property	BAT effluent limitations	
	Maximum for any 1 day	Maximum for monthly average
	mg/off-kg (lb/million off-lbs) of aluminum rolled with emulsions	
Chromium	0.057	0.024
Cyanide	0.038	0.016
Zinc	0.19	0.079
Aluminum	0.84	0.42

SUBPART B

Direct Chill Casting Contact Cooling Water

Pollutant or pollutant property	BAT effluent limitations	
	Maximum for any 1 day	Maximum for monthly average
	mg/off-kg (lb/million off-lbs) of aluminum cast	
Chromium	0.59	0.24
Cyanide	0.39	0.16
Zinc	1.94	0.81
Aluminum	8.55	4.26

Environmental Protection Agency

§ 467.24

SUBPART B

Solution Heat Treatment Contact Cooling Water

Pollutant or pollutant property	BAT Effluent Limitations	
	Maximum for any 1 day	Maximum for monthly average
	mg/off-kg (lb/million off-lbs) of aluminum quenched	
Chromium	0.90	0.37
Cyanide	0.59	0.25
Zinc	2.98	1.25
Aluminum	13.10	6.52

SUBPART B

Cleaning or Etching Bath

Pollutant or pollutant property	BAT effluent limitations	
	Maximum for any 1 day	Maximum for monthly average
	mg/off-kg (lb/million off-lbs) of aluminum cleaned or etched	
Chromium	0.079	0.032
Cyanide	0.052	0.022
Zinc	0.26	0.109
Aluminum	1.15	0.573

SUBPART B

Cleaning or Etching Rinse

Pollutant or pollutant property	BAT effluent limitations	
	Maximum for any 1 day	Maximum for monthly average
	mg/off-kg (lb/million off-lbs) of aluminum cleaned or etched	
Chromium	0.61	0.25
Cyanide	0.41	0.17
Zinc	2.03	0.85
Aluminum	8.95	4.45

SUBPART B

Cleaning or Etching Scrubber Liquor

Pollutant or pollutant property	BAT effluent limitations	
	Maximum for any 1 day	Maximum for monthly average
	mg/off-kg (lb/million off-lbs) of aluminum cleaned or etched	
Chromium	0.85	0.35
Cyanide	0.56	0.23
Zinc	2.82	1.18
Aluminum	12.43	6.19

[48 FR 49149, Oct. 24, 1983; 49 FR 11631, 11633, Mar. 27, 1984]

§ 467.24 New source performance standards.

Any new source subject to this subpart must achieve the following performance standards. The discharge of process wastewater pollutants from the core shall not exceed the values set forth below:

SUBPART B

Core

Pollutant or pollutant property	NSPS	
	Maximum for any 1 day	Maximum for monthly average
	mg/off-kg (lb/million off-lbs) of aluminum rolled with emulsions	
Chromium	0.048	0.020
Cyanide	0.026	0.011
Zinc	0.133	0.055
Aluminum	0.80	0.35
Oil and grease	1.30	1.30
Suspended solids	1.95	1.56
pH	(¹)	(¹)

¹ Within the range of 7.0 to 10.0 at all times.

SUBPART B

Direct Chill Casting Contact Cooling Water

Pollutant or pollutant property	NSPS	
	Maximum for any 1 day	Maximum for monthly average
	mg/off-kg (lb/million off-lbs) of aluminum cast by semicontinuous methods	
Chromium	0.49	0.20
Cyanide	0.27	0.11
Zinc	1.36	0.56
Aluminum	8.12	3.60
Oil and grease	13.29	13.29
Suspended solids	19.94	15.95
pH	(¹)	(¹)

¹ The pH shall be maintained within the range of 7.0 to 10.0 at all times except for those situations when this waste stream is discharged separately and without commingling with any other wastewater in which case the pH shall be within the range of 6.0 to 10.0 at all times.

§ 467.25

SUBPART B

Solution Heat Treatment Contact Cooling Water

Pollutant or pollutant property	NSPS	
	Maximum for any 1 day	Maximum for monthly average
	mg/off-kg (lb/million off-lbs) of aluminum quenched	
Chromium	0.76	0.31
Cyanide	0.41	0.17
Zinc	2.08	0.86
Aluminum	12.45	5.52
Oil and grease	20.37	20.37
Suspended solids	30.56	24.45
pH	(¹)	(¹)

¹ Within the range of 7.0 to 10.0 at all times.

SUBPART B

Cleaning or Etching Bath

Pollutant or pollutant property	NSPS	
	Maximum for any 1 day	Maximum for monthly average
	mg/off-kg (lb/million off-lbs) of aluminum cleaned or etched	
Chromium	0.067	0.027
Cyanide	0.036	0.015
Zinc	0.183	0.075
Aluminum	1.094	0.485
Oil and grease	1.79	1.79
Suspended solids	2.69	2.15
pH	(¹)	(¹)

¹ Within the range of 7.0 to 10.0 at all times.

SUBPART B

Cleaning or Etching Rinse

Pollutant or pollutant property	NSPS	
	Maximum for any 1 day	Maximum for monthly average
	mg/off-kg (lb/million off-lbs) of aluminum cleaned or etched	
Chromium	0.52	0.21
Cyanide	0.28	0.11
Zinc	1.42	0.59
Aluminum	8.50	3.77
Oil and grease	13.91	13.91
Suspended solids	20.87	16.70
pH	(¹)	(¹)

¹ Within the range of 7.0 to 10.0 at all times.

40 CFR Ch. I (7–1–21 Edition)

SUBPART B

Cleaning or Etching Scrubber Liquor

Pollutant or pollutant property	NSPS	
	Maximum for any 1 day	Maximum for monthly average
	mg/off-kg (lb/million off-lbs) of aluminum cleaned or etched	
Chromium	0.72	0.29
Cyanide	0.39	0.16
Zinc	1.97	0.81
Aluminum	11.81	5.24
Oil and grease	19.33	19.33
Suspended solids	29.00	23.20
pH	(¹)	(¹)

¹ Within the range of 7.0 to 10.0 at all times.

[48 FR 49149, Oct. 24, 1983; 49 FR 11631, 11633, Mar. 27, 1984, as amended at 53 FR 52370, Dec. 27, 1988]

§ 467.25 Pretreatment standards for existing sources.

Except as provided in 40 CFR 403.7 and 403.13, any existing source subject to this subpart which introduces pollutants into a publicly owned treatment works must comply with 40 CFR part 403 and achieve the following pretreatment standards for existing sources. The mass of wastewater pollutants in aluminum forming process wastewater introduced into a POTW shall not exceed the following values:

SUBPART B

Core

Pollutant or pollutant property	PSES	
	Maximum for any 1 day	Maximum for monthly average
	mg/off-kg (lb/million off-lbs) of aluminum rolled with emulsions	
Chromium	0.057	0.024
Cyanide	0.038	0.016
Zinc	0.190	0.079
TTO	0.090
Oil and grease (alternate monitoring parameter)	6.8	3.4

Environmental Protection Agency

§ 467.26

SUBPART B

Direct Chill Casting Contact Cooling Water

Pollutant or pollutant property	PSES	
	Maximum for any 1 day	Maximum for monthly average
	mg/off-kg (lb/million off-lbs) of aluminum cast by semi-continuous methods	
Chromium	0.59	0.24
Cyanide	0.39	0.16
Zinc	1.94	0.81
TTO	0.92
Oil and grease (alternate monitoring parameter)	69	35

SUBPART B

Solution Heat Treatment Contact Cooling Water

Pollutant or pollutant property	PSES	
	Maximum for any 1 day	Maximum for monthly average
	mg/off-kg (lb/million off-lbs) of aluminum quenched	
Chromium	0.90	0.37
Cyanide	0.59	0.25
Zinc	2.98	1.25
TTO	1.41
Oil and grease (alternate monitoring parameter)	110	53

SUBPART B

Cleaning or Etching Bath

Pollutant or pollutant property	PSES	
	Maximum for any 1 day	Maximum for monthly average
	mg/off-kg (lb/million off-lbs) of aluminum cleaned or etched	
Chromium	0.079	0.032
Cyanide	0.052	0.022
Zinc	0.262	0.109
TTO	0.124
Oil and grease (alternate monitoring parameter)	9.3	4.7

SUBPART B

Cleaning or Etching Rinse

Pollutant or pollutant property	PSES	
	Maximum for any 1 day	Maximum for monthly average
	mg/off-kg (lb/million off-lbs) of aluminum cleaned or etched	
Chromium	0.61	0.25
Cyanide	0.41	0.17
Zinc	2.03	0.85
TTO	0.96
Oil and grease (alternate monitoring parameter)	73	36

SUBPART B

Cleaning or Etching Scrubber Liquor

Pollutant or pollutant property	PSES	
	Maximum for any 1 day	Maximum for monthly average
	mg/off-kg (lb/million off-lbs) of aluminum cleaned or etched	
Chromium	0.85	0.35
Cyanide	0.56	0.23
Zinc	2.83	1.18
TTO	1.34
Oil and grease (alternate monitoring parameter)	100	50

[48 FR 49149, Oct. 24, 1983; 49 FR 11631, 11632, 11633, Mar. 27, 1984, as amended at 53 FR 52369, 52370, Dec. 27, 1988]

§ 467.26 Pretreatment standards for new sources.

Except as provided in § 403.7, any new source subject to this subpart which introduces pollutants into a publicly owned treatment works must comply with 40 CFR part 403 and achieve the following pretreatment standards for new sources. The mass of process wastewater pollutants from the core and ancillary operations introduced into a POTW shall not exceed the values set forth below:

§ 467.26

40 CFR Ch. I (7–1–21 Edition)

SUBPART B

Core

Pollutant or pollutant property	PSNS	
	Maximum for any 1 day	Maximum for monthly average
	mg/off-kg (lb/million off-lbs) of aluminum rolled with emulsions	
Chromium	0.048	0.020
Cyanide	0.026	0.011
Zinc	0.133	0.055
TTO	0.090
Oil and grease (alternate monitoring parameter) ...	1.30	1.30

SUBPART B

Direct Chill Casting Contact Cooling Water

Pollutant or pollutant property	PSNS	
	Maximum for any 1 day	Maximum for monthly average
	mg/off-kg (lb/million off-lbs) of aluminum cast by semicontinuous methods	
Chromium	0.49	0.20
Cyanide	0.27	0.11
Zinc	1.36	0.56
TTO	0.92
Oil and grease (alternate monitoring parameter)	13.29	13.29

SUBPART B

Solution Heat Treatment Contact Cooling Water

Pollutant or pollutant property	PSNS	
	Maximum for any 1 day	Maximum for monthly average
	mg/off-kg (lb/million off-lbs) of aluminum quenched	
Chromium	0.76	0.31
Cyanide	0.41	0.17
Zinc	2.08	0.86
TTO	1.41
Oil and grease (alternate monitoring parameter)	20.37	20.37

SUBPART B

Cleaning or Etching Bath

Pollutant or pollutant property	PSNS	
	Maximum for any 1 day	Maximum for monthly average
	mg/off-kg (lb/million off-lbs) of aluminum cleaned or etched	
Chromium	0.067	0.027
Cyanide	0.036	0.015
Zinc	0.183	0.075
TTO	0.124
Oil and grease (alternate monitoring parameter)	1.79	1.79

SUBPART B

Cleaning or Etching Rinse

Pollutant or pollutant property	PSNS	
	Maximum for any 1 day	Maximum for monthly average
	mg/off-kg (lb/million off-lbs) of aluminum cleaned or etched	
Chromium	0.52	0.21
Cyanide	0.28	0.11
Zinc	1.42	0.59
TTO	0.96
Oil and grease (alternate monitoring parameter)	13.91	13.91

SUBPART B

Cleaning or Etching Scrubber Liquor

Pollutant or pollutant property	PSNS	
	Maximum for any 1 day	Maximum for monthly average
	mg/off-kg (lb/million off-lbs) of aluminum cleaned or etched	
Chromium	0.72	0.29
Cyanide	0.39	0.16
Zinc	1.97	0.81
TTO	1.34
Oil and grease (alternate monitoring parameter)	19.33	19.33

[48 FR 49149, Oct. 24, 1983; 49 FR 11631, 11632, Mar. 27, 1984]

Environmental Protection Agency

§ 467.32

§ 467.27 Effluent limitations representing the degree of effluent reduction attainable by the application of the best conventional pollutant control technology. [Reserved]

Subpart C—Extrusion Subcategory

§ 467.30 Applicability; description of the extrusion subcategory.

This subpart applies to discharges of pollutants to waters of the United States and introductions of pollutants into publicly owned treatment works from the core and the ancillary operations of the extrusion subcategory.

§ 467.31 Specialized definitions.

For the purpose of this subpart:

(a) The “core” of the extrusion subcategory shall include extrusion die cleaning, dummy block cooling, stationary casting, artificial aging, annealing, degreasing, and sawing.

(b) The term “extrusion die cleaning” shall mean the process by which the steel dies used in extrusion of aluminum are cleaned. The term includes a dip into a concentrated caustic bath to dissolve the aluminum followed by a water rinse. It also includes the use of a wet scrubber with the die cleaning operation.

(c) The term “ancillary operation” shall mean any operation not previously included in the core, performed on-site, following or preceding the extrusion operation. The ancillary operations shall include direct chill casting, press or solution heat treatment, cleaning or etching, degassing, and extrusion press hydraulic fluid leakage.

§ 467.32 Effluent limitations representing the degree of effluent reduction attainable by the application of the best practicable control technology currently available.

Except as provided in 40 CFR 125.30 through 125.32, any existing point source subject to this subpart must achieve the following effluent limitations representing the degree of effluent reduction attainable by the application of the best practicable control technology currently available:

SUBPART C

Core

Pollutant or pollutant property	BPT effluent limitations	
	Maximum for any 1 day	Maximum for monthly average
	mg/off-kg (lb/million off-lbs) of aluminum extruded	
Chromium	0.16	0.066
Cyanide	0.11	0.044
Zinc	0.53	0.22
Aluminum	2.34	1.16
Oil and grease	7.32	4.39
Suspended solids	15.0	7.13
pH	(¹)	(¹)

¹ Within the range of 7.0 to 10.0 at all times.

SUBPART C

Extrusion Press Leakage

Pollutant or pollutant property	BPT effluent limitations	
	Maximum for any 1 day	Maximum for monthly average
	mg/off-kg (lb/million off-lbs) of aluminum extruded	
Chromium	0.65	0.27
Cyanide	0.43	0.18
Zinc	2.16	0.90
Aluminum	9.51	4.73
Oil and grease	29.56	17.74
Suspended solids	60.60	28.82
pH	(¹)	(¹)

¹ With the range of 7.0 to 10.0 at all times.

SUBPART C

Direct Chill Casting Contact Cooling Water

Pollutant or pollutant property	BPT effluent limitations	
	Maximum for any 1 day	Maximum for monthly average
	mg/off-kg (lb/million off-lbs) of aluminum cast	
Chromium	0.59	0.24
Cyanide	0.39	0.16
Zinc	1.94	0.81
Aluminum	8.55	4.26
Oil and grease	26.58	15.95
Suspended solids	54.49	25.92
pH	(¹)	(¹)

¹ The pH shall be maintained within the range of 7.0 to 10.0 at all times except for those situations when this waste stream is discharged separately and without commingling with any other wastewater in which case the pH shall be within the range of 6.0 to 10.0 at all times.

SUBPART C

Press Heat Treatment Contact Cooling Water

Pollutant or pollutant property	BPT effluent limitations	
	Maximum for any 1 day	Maximum for monthly average
	mg/off-kg (lb/million off-lbs) of aluminum quenched	
Chromium	3.39	1.39
Cyanide	2.24	0.93
Zinc	11.25	4.70
Aluminum	49.55	24.66
Oil and grease	154.10	92.46
Suspended solids	315.91	150.25
pH	(¹)	(¹)

¹ Within the range of 7.0 to 10.0 at all times.

SUBPART C

Solution Heat Treatment Contact Cooling Water

Pollutant or pollutant property	BPT effluent limitations	
	Maximum for any 1 day	Maximum for monthly average
	mg/off-kg (lb/million off-lbs) of aluminum quenched	
Chromium	3.39	1.39
Cyanide	2.24	0.93
Zinc	11.25	4.70
Aluminum	49.55	24.66
Oil and grease	154.10	92.46
Suspended solids	315.91	150.25
pH	(¹)	(¹)

¹ Within the range of 7.0 to 10.0 at all times.

SUBPART C

Cleaning or Etching Bath

Pollutant or pollutant property	BPT effluent limitations	
	Maximum for any 1 day	Maximum for monthly average
	mg/off-kg (lb/million off-lbs) of aluminum cleaned or etched	
Chromium	0.079	0.032
Cyanide	0.052	0.022
Zinc	0.26	0.109
Aluminum	1.15	0.573
Oil and grease	3.58	2.15
Suspended solids	7.34	3.49
pH	(¹)	(¹)

¹ Within the range of 7.0 to 10.0 at all times.

SUBPART C

Cleaning or Etching Rinse

Pollutant or pollutant property	BPT effluent limitations	
	Maximum for any 1 day	Maximum for monthly average
	mg/off-kg (lb/million off-lbs) of aluminum cleaned or etched	
Chromium	6.12	2.51
Cyanide	4.04	1.67
Zinc	20.31	8.49
Aluminum	89.46	44.52
Oil and grease	278.24	166.95
Suspended solids	570.39	271.29
pH	(¹)	(¹)

¹ Within the range of 7.0 to 10.0 at all times.

SUBPART C

Cleaning or Etching Scrubber Liquor

Pollutant or pollutant property	BPT effluent limitations	
	Maximum for any 1 day	Maximum for monthly average
	mg/off-kg (lb/million off-lbs) of aluminum cleaned or etched	
Chromium	7.00	2.86
Cyanide	4.61	1.91
Zinc	23.22	9.70
Aluminum	102.24	50.88
Oil and grease	318.00	190.80
Suspended solids	651.90	310.05
pH	(¹)	(¹)

¹ Within the range of 7.0 to 10.0 at all times.

SUBPART C

Degassing Scrubber Liquor

Pollutant or pollutant property	BPT effluent limitations	
	Maximum for any 1 day	Maximum for monthly average
	mg/off-kg (lb/million off-lbs) of aluminum degassed	
Chromium	1.15	0.47
Cyanide	0.76	0.32
Zinc	3.81	1.59
Aluminum	16.78	8.35
Oil and grease	52.18	31.31
Suspended solids	106.97	50.88
pH	(¹)	(¹)

¹ Within the range of 7.0 to 10.0 at all times.

[48 FR 49149, Oct. 24, 1983; 49 FR 11631, 11633, Mar. 27, 1984, as amended at 53 FR 52370, Dec. 27, 1988]

Environmental Protection Agency

§ 467.33

§ 467.33 Effluent limitations representing the degree of effluent reduction attainable by the application of the best available technology economically achievable.

(a) Except as provided in 40 CFR 125.30 through 125.32, any existing point source subject to this subpart must achieve the following effluent limitations representing the degree of effluent reduction attainable by the application of the best available technology economically achievable:

(b) There shall be no discharge allowance for wastewater pollutants from the degassing operation.

(c) The discharge of wastewater pollutants from the core and ancillary operation except those in (b) of this section, shall not exceed the values set forth below:

SUBPART C

Core

Pollutant or pollutant property	BAT effluent limitations	
	Maximum for any 1 day	Maximum for monthly average
	mg/off-kg (lb/million off-lbs) of aluminum extruded	
Chromium	0.15	0.061
Cyanide	0.098	0.041
Zinc	0.49	0.21
Aluminum	2.19	1.09

SUBPART C

Extrusion Press Leakage

Pollutant or pollutant property	BAT effluent limitations	
	Maximum for any 1 day	Maximum for monthly average
	mg/off-kg (lb/million off-lbs) of aluminum extruded	
Chromium	0.65	0.27
Cyanide	0.43	0.18
Zinc	2.16	0.90
Aluminum	9.51	4.73

SUBPART C

Direct Chill Casting Contact Cooling Water

Pollutant or pollutant property	BAT effluent limitations	
	Maximum for any 1 day	Maximum for monthly average
	mg/off-kg (lb/million off-lbs) of aluminum cast	
Chromium	0.59	0.24
Cyanide	0.39	0.16
Zinc	1.94	0.81
Aluminum	8.55	4.26

SUBPART C

Press Heat Treatment Contact Cooling Water

Pollutant or pollutant property	BAT effluent limitations	
	Maximum for any 1 day	Maximum for monthly average
	mg/off-kg (lb/million off-lbs) of aluminum quenched	
Chromium	0.90	0.37
Cyanide	0.59	0.25
Zinc	2.98	1.25
Aluminum	13.10	6.52

SUBPART C

Solution Heat Treatment Contact Cooling Water

Pollutant or pollutant property	BAT effluent limitations	
	Maximum for any 1 day	Maximum for monthly average
	mg/off-kg (lb/million off-lbs) of aluminum quenched	
Chromium	0.90	0.37
Cyanide	0.59	0.25
Zinc	2.98	1.25
Aluminum	13.10	6.52

§ 467.34

40 CFR Ch. I (7–1–21 Edition)

SUBPART C

Cleaning or Etching Bath

Pollutant or pollutant property	BAT effluent limitations	
	Maximum for any 1 day	Maximum for monthly average
	mg/off-kg (lb/million off-lbs) of aluminum cleaned or etched	
Chromium	0.079	0.032
Cyanide	0.052	0.022
Zinc	0.262	0.109
Aluminum	1.15	0.58

SUBPART C

Cleaning or Etching Rinse

Pollutant or pollutant property	BAT effluent limitations	
	Maximum for any 1 day	Maximum for monthly average
	mg/off-kg (lb/million off-lbs) of aluminum cleaned or etched	
Chromium	1.7	0.7
Cyanide	1.2	0.5
Zinc	5.7	2.4
Aluminum	25	13

SUBPART C

Cleaning or Etching Scrubber Liquor

Pollutant or pollutant property	BAT effluent limitations	
	Maximum for any 1 day	Maximum for monthly average
	mg/off-kg (lb/million off-lbs) of aluminum cleaned or etched	
Chromium	0.85	0.35
Cyanide	0.56	0.23
Zinc	2.82	1.18
Aluminum	12.43	6.19

[48 FR 49149, Oct. 24, 1983; 49 FR 11631, 11633, 11634, Mar. 27, 1984, as amended at 53 FR 52370, Dec. 27, 1988]

§ 467.34 New source performance standards.

Any new source subject to this subpart must achieve the following performance standards.

(a) There shall be no discharge allowance for wastewater pollutants from the degassing operation.

(b) The discharge of wastewater pollutants from the core and ancillary operations except those listed in para-

graph (a) shall not exceed the values set forth below:

SUBPART C

Core

Pollutant or pollutant property	NSPS	
	Maximum for any 1 day	Maximum for monthly average
	mg/off-kg (lb/million off-lbs) of aluminum extruded	
Chromium	0.13	0.051
Cyanide	0.068	0.027
Zinc	0.35	0.14
Aluminum	2.07	0.92
Oil and grease	3.39	3.39
Suspended solids	5.10	4.07
pH	(¹)	(¹)

¹ Within the range of 7.0 to 10.0 at all times.

SUBPART C

Extrusion Press Leakage

Pollutant or pollutant property	NSPS	
	Maximum for any 1 day	Maximum for monthly average
	mg/off-kg (lb/million off-lbs) of aluminum extruded	
Chromium	0.11	0.045
Cyanide	0.060	0.024
Zinc	0.31	0.126
Aluminum	1.82	0.81
Oil and grease	2.98	2.98
Suspended solids	4.47	3.58
pH	(¹)	(¹)

¹ Within the range of 7.0 to 10.0 at all times.

SUBPART C

Direct Chill Casting Contact Cooling Water

Pollutant or pollutant property	NSPS	
	Maximum for any 1 day	Maximum for monthly average
	mg/off-kg (lb/million off-lbs) of aluminum cast by semicontinuous methods	
Chromium	0.49	0.20
Cyanide	0.27	0.11
Zinc	1.36	0.56
Aluminum	8.12	3.60
Oil and grease	13.29	13.29
Suspended solids	19.94	15.95
pH	(¹)	(¹)

¹ The pH shall be maintained within the range of 7.0 to 10.0 at all times except for those situations when this waste stream is discharged separately and without commingling with any other wastewater in which case the pH shall be within the range of 6.0 to 10.0 at all times.

Environmental Protection Agency

§ 467.35

SUBPART C

Press Heat Treatment Contact Cooling Water

Pollutant or pollutant property	NSPS	
	Maximum for any 1 day	Maximum for monthly average
	mg/off-kg (lb/million off-lbs) of aluminum quenched	
Chromium	0.76	0.31
Cyanide	0.41	0.17
Zinc	2.08	0.86
Aluminum	12.45	5.52
Oil and grease	20.37	20.37
Suspended solids	30.56	24.45
pH	(¹)	(¹)

¹ Within the range of 7.0 to 10.0 at all times.

SUBPART C

Solution Heat Treatment Contact Cooling Water

Pollutant or pollutant property	NSPS	
	Maximum for any 1 day	Maximum for monthly average
	mg/off-kg (lb/million off-lbs) of aluminum quenched	
Chromium	0.76	0.31
Cyanide	0.41	0.17
Zinc	2.08	0.86
Aluminum	12.45	5.52
Oil and grease	20.37	20.37
Suspended solids	30.56	24.45
pH	(¹)	(¹)

¹ Within the range of 7.0 to 10.0 at all times.

SUBPART C

Cleaning or Etching Bath

Pollutant or pollutant property	NSPS	
	Maximum for any 1 day	Maximum for monthly average
	mg/off-kg (lb/million off-lbs) of aluminum cleaned or etched	
Chromium	0.067	0.027
Cyanide	0.036	0.015
Zinc	0.183	0.075
Aluminum	1.094	0.485
Oil and grease	1.79	1.79
Suspended solids	2.69	2.15
pH	(¹)	(¹)

¹ Within the range of 7.0 to 10.0 at all times.

SUBPART C

Cleaning or Etching Rinse

Pollutant or pollutant property	NSPS	
	Maximum for any 1 day	Maximum for monthly average
	mg/off-kg (lb/million off-lbs) of aluminum cleaned or etched	
Chromium	0.52	0.21
Cyanide	0.28	0.11
Zinc	1.42	0.59
Aluminum	8.50	3.77
Oil and grease	13.91	13.91
Suspended solids	20.87	16.70
pH	(¹)	(¹)

¹ Within the range of 7.0 to 10.0 at all times.

SUBPART C

Cleaning or Etching Scrubber Liquor

Pollutant or pollutant property	NSPS	
	Maximum for any 1 day	Maximum for monthly average
	mg/off-kg (lb/million off-lbs) of aluminum cleaned or etched	
Chromium	0.72	0.29
Cyanide	0.39	0.16
Zinc	1.97	0.81
Aluminum	11.81	5.24
Oil and grease	19.33	19.33
Suspended solids	29.00	23.20
pH	(¹)	(¹)

¹ Within the range of 7.0 to 10.0 at all times.

[48 FR 49149, Oct. 24, 1983; 49 FR 11633, 11634, Mar. 27, 1984, as amended at 53 FR 52370, Dec. 27, 1988]

§ 467.35 Pretreatment standards for existing sources.

(a) Except as provided in 40 CFR 403.7 and 403.13, any existing source subject to this subpart which introduces pollutants into a publicly owned treatment works must comply with 40 CFR part 403 and achieve the following pretreatment standards for existing sources.

(b) There shall be no discharge allowance for wastewater pollutants from the degassing operation.

(c) The mass of wastewater pollutants from the core and ancillary operations except those identified in paragraph (b), introduced into a POTW shall not exceed the following values:

SUBPART C

Core

Pollutant or pollutant property	PSES	
	Maximum for any 1 day	Maximum for monthly average
	mg/off-kg (lb/million off-lbs) of extruded	
Chromium	0.15	0.061
Cyanide	0.098	0.041
Zinc	0.49	0.21
TTO	0.23
Oil and grease (alternate monitoring parameter)	18	8.8

SUBPART C

Extrusion Press Leakage

Pollutant or pollutant property	PSES	
	Maximum for any 1 day	Maximum for monthly average
	mg/off-kg (lb/million off-lbs) of extruded	
Chromium	0.65	0.27
Cyanide	0.43	0.18
Zinc	2.16	0.90
TTO	1.02
Oil and grease (alternate monitoring parameter)	77	39

SUBPART C

Direct Chill Casting Contact Cooling Water

Pollutant or pollutant property	PSES	
	Maximum for any 1 day	Maximum for monthly average
	mg/off-kg (lb/million off-lbs) of aluminum cast	
Chromium	0.59	0.24
Cyanide	0.39	0.16
Zinc	1.94	0.81
TTO	0.92
Oil and grease (alternate monitoring parameter)	69	35

SUBPART C

Press Heat Treatment Contact Cooling Water

Pollutant or pollutant property	PSES	
	Maximum for any 1 day	Maximum for monthly average
	mg/off-kg (lb/million off-lbs) of aluminum quenched	
Chromium	0.90	0.37
Cyanide	0.59	0.25
Zinc	2.98	1.25
TTO	1.41
Oil and grease (alternate monitoring parameter)	110	53

SUBPART C

Solution Heat Treatment Contact Cooling Water

Pollutant or pollutant property	PSES	
	Maximum for any 1 day	Maximum for monthly average
	mg/off-kg (lb/million off-lbs) of aluminum quenched	
Chromium	0.90	0.37
Cyanide	0.59	0.25
Zinc	2.98	1.25
TTO	1.41
Oil and grease (alternate monitoring parameter)	110	53

SUBPART C

Cleaning or Etching Bath

Pollutant or pollutant property	PSES	
	Maximum for any 1 day	Maximum for monthly average
	mg/off-kg (lb/million off-lbs) of aluminum cleaned or etched	
Chromium	0.079	0.032
Cyanide	0.052	0.022
Zinc	0.26	0.109
TTO	0.124
Oil and grease (alternate monitoring parameter)	9.3	4.7

SUBPART C

Cleaning or Etching Rinse

Pollutant or pollutant property	PSES	
	Maximum for any 1 day	Maximum for monthly average
	mg/off-kg (lb/million off-lbs) of aluminum cleaned or etched	
Chromium	1.7	0.7
Cyanide	1.2	0.5
Zinc	5.7	2.4
TTO	2.7
Oil & Grease (alternate monitoring parameter)	200	100

SUBPART C

Cleaning or Etching Scrubber Liquor

Pollutant or pollutant property	PSES	
	Maximum for any 1 day	Maximum for monthly average
	mg/off-kg (lb/million off-lbs) of aluminum cleaned or etched	
Chromium	0.85	0.35
Cyanide	0.56	0.23
Zinc	2.82	1.18
TTO	1.34
Oil and grease (alternate monitoring parameter)	100	50

Environmental Protection Agency

§ 467.36

[48 FR 49149, Oct. 24, 1983; 49 FR 11632, 11633, 11634, Mar. 27, 1984, as amended at 53 FR 52369, Dec. 27, 1988]

§ 467.36 Pretreatment standards for new sources.

(a) Except as provided in 40 CFR 403.7, any new source subject to this subpart which introduces pollutants into a publicly owned treatment works must comply with 40 CFR part 403 and achieve the following pretreatment standards for new sources.

(b) There shall be no discharge allowance for wastewater pollutants from the degassing operation.

(c) The mass of wastewater pollutants from the core and ancillary operations except those identified in paragraph (b) introduced into a POTW shall not exceed the values set forth below:

SUBPART C

Core

Pollutant or pollutant property	PSNS	
	Maximum for any 1 day	Maximum for monthly average
	mg/off-kg (lb/million off-lbs) of extruded	
Chromium	0.13	0.05
Cyanide	0.07	0.03
Zinc	0.35	0.15
TTO	0.24
Oil and grease (alternate monitoring parameter)	3.40	3.40

SUBPART C

Extrusion Press Leakage

Pollutant or pollutant property	PSNS	
	Maximum for any 1 day	Maximum for monthly average
	mg/off-kg (lb/million off-lbs) of hard alloy aluminum extruded	
Chromium	0.11	0.05
Cyanide	0.06	0.03
Zinc	0.31	0.13
TTO	0.21
Oil and grease (alternate monitoring parameter)	2.98	2.98

SUBPART C

Direct Chill Casting Contact Cooling Water

Pollutant or pollutant property	PSNS	
	Maximum for any 1 day	Maximum for monthly average
	mg/off-kg (lb/million off-lbs) of aluminum cast	
Chromium	0.49	0.20
Cyanide	0.27	0.11
Zinc	1.36	0.56
TTO	0.92
Oil and grease (alternate monitoring parameter)	13.29	13.29

SUBPART C

Press Heat Treatment Contact Cooling Water

Pollutant or pollutant property	PSNS	
	Maximum for any 1 day	Maximum for monthly average
	mg/off-kg (lb/million off-lbs) of aluminum quenched	
Chromium	0.76	0.31
Cyanide	0.41	0.17
Zinc	2.08	0.86
TTO	1.41
Oil and grease (alternate monitoring parameter)	20.37	20.37

SUBPART C

Solution Heat Treatment Contact Cooling Water

Pollutant or pollutant property	PSNS	
	Maximum for any 1 day	Maximum for monthly average
	mg/off-kg (lb/million off-lbs) of aluminum quenched	
Chromium	0.76	0.31
Cyanide	0.41	0.17
Zinc	2.08	0.86
TTO	1.41
Oil and grease (alternate monitoring parameter)	20.37	20.37

§ 467.37

40 CFR Ch. I (7–1–21 Edition)

SUBPART C

Cleaning or Etching Bath

Pollutant or pollutant property	PSNS	
	Maximum for any 1 day	Maximum for monthly average
	mg/off-kg (lb/million-off-lbs) of aluminum cleaned or etched	
Chromium	0.067	0.027
Cyanide	0.036	0.015
Zinc	0.183	0.075
TTO	0.124
Oil and grease (alternate monitoring parameter)	1.79	1.79

SUBPART C

Cleaning or Etching Rinse

Pollutant or pollutant property	PSNS	
	Maximum for any 1 day	Maximum for monthly average
	mg/off-kg (lb/million-off-lbs) of aluminum cleaned or etched	
Chromium	0.52	0.21
Cyanide	0.28	0.11
Zinc	1.42	0.59
TTO	0.96
Oil and grease (alternate monitoring parameter)	13.91	13.91

SUBPART C

Cleaning or Etching Scrubber Liquor

Pollutant or pollutant property	PSNS	
	Maximum for any 1 day	Maximum for monthly average
	mg/off-kg (lb/million-off-lbs) of aluminum cleaned or etched	
Chromium	0.72	0.29
Cyanide	0.39	0.16
Zinc	1.97	0.81
TTO	1.34
Oil and grease (alternate monitoring parameter)	19.33	19.33

[48 FR 49149, Oct. 24, 1983; 49 FR 11632, 11633, 11634, Mar. 27, 1984]

§ 467.37 Effluent limitations representing the degree of effluent reduction attainable by the application of the best conventional pollutant control technology. [Reserved]

Subpart D—Forging Subcategory

§ 467.40 Applicability; description of the forging subcategory.

This subpart applies to discharges of pollutants to waters of the United States and introductions of pollutants into publicly owned treatment works from the core of the forging subcategory and the ancillary operations.

§ 467.41 Specialized definitions.

For the purpose of this subpart:

(a) The “core” of the forging subcategory shall include forging, artificial aging, annealing, degreasing, and sawing.

(b) The term “ancillary operation” shall mean any operation not previously included in the core, performed on-site, following or preceding the forging operation. The ancillary operations shall include forging air pollution scrubbers, solution heat treatment, and cleaning or etching.

§ 467.42 Effluent limitations representing the degree of effluent reduction attainable by the application of the best practicable control technology currently available. [Reserved]

§ 467.43 Effluent limitations representing the degree of effluent reduction attainable by the application of the best available technology economically achievable. [Reserved]

§ 467.44 New source performance standards.

Any new source subject to this subpart must achieve the following performance standards. The discharge of wastewater pollutants from the core shall not exceed the values set forth below:

Environmental Protection Agency

\$ 467.44

SUBPART D

Core

Pollutant or pollutant property	NSPS	
	Maximum for any 1 day	Maximum for monthly average
	mg/off-kg (lb/million off-lbs) of aluminum forged	
Chromium	0.019	0.008
Cyanide	0.010	0.004
Zinc	0.051	0.021
Aluminum	0.305	0.135
Oil and grease	0.50	0.50
Suspended solids	0.75	0.60
pH	(¹)	(¹)

¹ Within the range of 7.0 to 10 at all times.

SUBPART D

Forging Scrubber Liquor

Pollutant or pollutant property	NSPS	
	Maximum for any 1 day	Maximum for monthly average
	mg/off-kg (lb/million off-lbs) of aluminum forged	
Chromium	0.035	0.014
Cyanide	0.019	0.008
Zinc	0.096	0.04
Aluminum	0.576	0.256
Oil and grease	0.943	0.95
Suspended solids	1.42	1.13
pH	(¹)	(¹)

¹ Within the range of 7.0 to 10 at all times.

SUBPART D

Solution Heat Treatment Contact Cooling Water

Pollutant or pollutant property	NSPS	
	Maximum for any 1 day	Maximum for monthly average
	mg/off-kg (lb/million off-lbs) of aluminum quenched	
Chromium	0.76	0.31
Cyanide	0.41	0.163
Zinc	2.08	0.86
Aluminum	12.45	5.52
Oil and grease	20.37	20.37
Suspended solids	30.56	24.45
pH	(¹)	(¹)

¹ Within the range of 7.0 to 10 at all times.

SUBPART D

Cleaning or Etching Bath

Pollutant or pollutant property	NSPS	
	Maximum for any 1 day	Maximum for monthly average
	mg/off-kg (lb/million off-lbs) of aluminum cleaned or etched	
Chromium	0.066	0.027
Cyanide	0.036	0.015
Zinc	0.183	0.075
Aluminum	1.094	0.485
Oil and grease	1.79	1.79
Suspended solids	2.69	2.15
pH	(¹)	(¹)

¹ Within the range of 7.0 to 10 at all times.

SUBPART D

Cleaning or Etching Rinse

Pollutant or pollutant property	NSPS	
	Maximum for any 1 day	Maximum for monthly average
	mg/off-kg (lb/million off-lbs) of aluminum cleaned or etched	
Chromium	0.52	0.21
Cyanide	0.28	0.11
Zinc	1.42	0.59
Aluminum	8.5	3.77
Oil and grease	13.91	13.91
Suspended solids	20.87	16.69
pH	(¹)	(¹)

¹ Within the range of 7.0 to 10 at all times.

SUBPART D

Cleaning or Etching Scrubber Liquor

Pollutant or pollutant property	NSPS	
	Maximum for any 1 day	Maximum for monthly average
	mg/off-kg (lb/million off-lbs) of aluminum cleaned or etched	
Chromium	0.72	0.29
Cyanide	0.39	0.155
Zinc	1.97	0.812
Aluminum	11.81	5.24
Oil and grease	19.33	19.33
Suspended solids	29.00	23.20
pH	(¹)	(¹)

¹ Within the range of 7.0 to 10 at all times.

[48 FR 49149, Oct. 24, 1983; 49 FR 11633, 11635, Mar. 27, 1984]

§ 467.45

§ 467.45 Pretreatment standards for existing sources.

Except as provided in 40 CFR 403.7 and 403.13, any existing source subject to this subpart which introduced pollutants into a publicly owned treatment works must comply with 40 CFR part 403 and achieve the following pretreatment standards for existing sources. The mass of wastewater pollutants in aluminum forming process wastewater introduced into a POTW shall not exceed the values set forth below:

SUBPART D

Core

Pollutant or pollutant property	PSES	
	Maximum for any 1 day	Maximum for monthly average
	mg/off-kg (lb/million off-lbs) of aluminum forged	
Chromium	0.022	0.009
Cyanide	0.015	0.006
Zinc	0.073	0.031
TTO	0.035
Oil and grease (alternate monitoring parameter)	2.6	1.3

SUBPART D

Forging Scrubber Liquor

Pollutant or pollutant property	PSES	
	Maximum for any 1 day	Maximum for monthly average
	mg/off-kg (lb/million off-lbs) of aluminum forged	
Chromium	0.042	0.017
Cyanide	0.028	0.011
Zinc	0.14	0.058
TTO	0.065
Oil and grease (alternate monitoring parameter)	4.9	2.5

40 CFR Ch. I (7–1–21 Edition)

SUBPART D

Solution Heat Treatment Contact Cooling Water

Pollutant or pollutant property	PSES	
	Maximum for any 1 day	Maximum for monthly average
	mg/off-kg (lb/million off-lbs) of aluminum quenched	
Chromium	0.897	0.37
Cyanide	0.591	0.25
Zinc	2.98	1.24
TTO	1.41
Oil and grease (alternate monitoring parameter)	110	53

SUBPART D

Cleaning or Etching Bath

Pollutant or pollutant property	PSES	
	Maximum for any 1 day	Maximum for monthly average
	mg/off-kg (lb/million off-lbs) of aluminum cleaned or etched	
Chromium	0.079	0.032
Cyanide	0.052	0.022
Zinc	0.26	0.11
TTO	0.123
Oil and grease (alternate monitoring parameter)	9.3	4.7

SUBPART D

Cleaning or Etching Rinse

Pollutant or pollutant property	PSES	
	Maximum for any 1 day	Maximum for monthly average
	mb/off-kg (lb/million off-lbs) of aluminum cleaned or etched	
Chromium	1.7	0.7
Cyanide	1.2	0.5
Zinc	5.7	2.4
TTO	2.7
Oil and grease (alternate monitoring parameter)	200	100

Environmental Protection Agency

§ 467.46

SUBPART D

Cleaning or Etching Scrubber Liquor

Pollutant or pollutant property	PSES	
	Maximum for any 1 day	Maximum for monthly average
	mg/off-kg (lb/million off-lbs) of aluminum cleaned or etched	
Chromium	0.851	0.35
Cyanide	0.561	0.23
Zinc	2.82	1.18
TTO	1.34
Oil and grease (alternate monitoring parameter)	100	50

[48 FR 49149, Oct. 24, 1983; 49 FR 11632, 11633, 11635, Mar. 27, 1984, as amended at 53 FR 52369, Dec. 27, 1988]

§ 467.46 Pretreatment standards for new sources.

Except as provided in 40 CFR 403.7, any new source subject to this subpart which introduces pollutants into a publicly owned treatment works must comply with 40 CFR part 403 and achieve the following pretreatment standards for new sources. The mass of wastewater pollutants in aluminum forming process wastewater introduced into a POTW shall not exceed the values set forth below:

SUBPART D

Core

Pollutant or pollutant property	PSNS	
	Maximum for any 1 day	Maximum for monthly average
	mg/off-kg (lb/million off-lbs) of aluminum forged	
Chromium	0.019	0.008
Cyanide	0.010	0.004
Zinc	0.051	0.021
TTO	0.035
Oil and grease (alternate monitoring parameter)	0.50	0.50

SUBPART D

Forging Scrubber Liquor

Pollutant or pollutant property	PSNS	
	Maximum for any 1 day	Maximum for monthly average
	mg/off-kg (lb/million off-lbs) of aluminum forged	
Chromium	0.035	0.014
Cyanide	0.019	0.008
Zinc	0.096	0.040
TTO	0.065
Oil and grease (alternate monitoring parameter)	0.95	0.95

SUBPART D

Solution Heat Treatment Contact Cooling Water

Pollutant or pollutant property	PSNS	
	Maximum for any 1 day	Maximum for monthly average
	mg/off-kg (lb/million off-lbs) of aluminum quenched	
Chromium	0.76	0.31
Cyanide	0.41	0.16
Zinc	2.08	0.86
TTO	1.41
Oil and grease (alternate monitoring parameter)	20.37	20.37

SUBPART D

Cleaning or Etching Bath

Pollutant or pollutant property	PSNS	
	Maximum for any 1 day	Maximum for monthly average
	mg/off-kg (lb/million off-lbs) of aluminum cleaned or etched	
Chromium	0.067	0.027
Cyanide	0.036	0.015
Zinc	0.183	0.075
TTO	0.124
Oil and grease (alternate monitoring parameter)	1.79	1.79

§ 467.47

SUBPART D

Cleaning or Etching Rinse

Pollutant or pollutant property	PSNS	
	Maximum for any 1 day	Maximum for monthly average
	mg/off-kg (lb/million off-lbs) of aluminum cleaned or etched	
Chromium	0.52	0.21
Cyanide	0.28	0.11
Zinc	1.42	0.59
TTO	0.96
Oil and grease (alternate monitoring parameter)	13.91	13.91

SUBPART D

Cleaning or Etching Scrubber Liquor

Pollutant or pollutant property	PSNS	
	Maximum for any 1 day	Maximum for monthly average
	mg/off-kg (lb/million off-lbs) of aluminum cleaned or etched	
Chromium	0.72	0.29
Cyanide	0.39	0.16
Zinc	1.97	0.812
TTO	1.34
Oil and grease (alternate monitoring parameter)	19.33	19.33

[48 FR 49149, Oct. 24, 1983; 49 FR 11632, 11633, Mar. 27, 1984]

§ 467.47 Effluent limitations representing the degree of effluent reduction attainable by the application of the best conventional pollutant control technology. [Reserved]

Subpart E—Drawing With Neat Oils Subcategory

§ 467.50 Applicability; description of the drawing with neat oils subcategory.

This subpart applies to discharges of pollutants to waters of the United States and introductions of pollutants into publicly owned treatment works

40 CFR Ch. I (7–1–21 Edition)

from the core of the drawing with neat oils subcategory and the ancillary operations.

§ 467.51 Specialized definitions.

For the purpose of this subpart:

(a) The “core” of the drawing with neat oils subcategory shall include drawing using neat oils, stationary casting, artificial aging, annealing, degreasing, sawing, and swaging.

(b) The term “ancillary operation” shall mean any operation not previously included in the core, performed on-site, following or preceding the drawing operation. The ancillary operation shall include continuous rod casting, solution heat treatment, and cleaning or etching.

§ 467.52 Effluent limitations representing the degree of effluent reduction attainable by the application of best practicable control technology currently available.

Except as provided in 40 CFR 125.30 through 125.32, any existing point source subject to this subpart must achieve the following effluent limitations representing the degree of effluent reduction attainable by the application of the best practicable technology currently available:

SUBPART E

Core

Pollutant or pollutant property	BPT effluent limitations	
	Maximum for any 1 day	Maximum for monthly average
	mg/off-kg (lb/per million off-lbs) of aluminum drawn with neat oils	
Chromium	0.022	0.0090
Cyanide	0.015	0.0050
Zinc	0.073	0.031
Aluminum	0.32	0.160
Oil and grease	0.97	0.598
Suspended solids	2.04	0.972
pH	(¹)	(¹)

¹ Within the range of 7.0 to 10 at all times.

Environmental Protection Agency

\$ 467.52

SUBPART E

Continuous Rod Casting Spent Lubricant

Pollutant or pollutant property	BPT effluent limitations	
	Maximum for any 1 day	Maximum for monthly average
	mg/off-kg (lb/million off-lbs) of aluminum rod cast	
Chromium	0.00086	0.00035
Cyanide	0.00057	0.00024
Zinc	0.00287	0.0012
Aluminum	0.0127	0.0063
Oil and grease	0.0393	0.0236
Suspended solids	0.0805	0.0383
pH	(¹)	(¹)

¹ Within the range of 7.0 to 10.0 at all times.

SUBPART E

Continuous Rod Casting Contact Cooling Water

Pollutant or pollutant property	BPT effluent limitations	
	Maximum for any 1 day	Maximum for monthly average
	mg/off-kg (lb/million off-lbs) of aluminum rod cast	
Chromium	0.684	0.28
Cyanide	0.451	0.187
Zinc	2.271	0.949
Aluminum	10.00	4.976
Oil and grease	31.10	18.66
Suspended solids	63.76	30.322
pH	(¹)	(¹)

¹ Within the range of 7.0 to 10 at all times.

SUBPART E

Solution Heat Treatment Contact Cooling Water

Pollutant or pollutant property	BPT effluent limitations	
	Maximum for any 1 day	Maximum for monthly average
	mg/off-kg (lb/million off-lbs) of aluminum quenched	
Chromium	3.39	1.39
Cyanide	2.24	0.93
Zinc	11.25	4.70
Aluminum	49.55	24.66
Oil and grease	154.10	92.46
Suspended solids	315.91	150.25
pH	(¹)	(¹)

¹ Within the range of 7.0 to 10 at all times.

SUBPART E

Cleaning or Etching Bath

Pollutant or pollutant property	BPT effluent limitations	
	Maximum for any 1 day	Maximum for monthly average
	mg/off-kg (lb/million off-lbs) of aluminum cleaned or etched	
Chromium	0.079	0.032
Cyanide	0.052	0.022
Zinc	0.26	0.11
Aluminum	1.150	0.57
Oil and grease	3.58	2.15
Suspended solids	7.34	3.49
pH	(¹)	(¹)

¹ Within the range of 7.0 to 10 at all times.

SUBPART E

Cleaning or Etching Rinse

Pollutant or pollutant property	BPT effluent limitations	
	Maximum for any 1 day	Maximum for monthly average
	mg/off-kg (lb/million off-lbs) of aluminum cleaned or etched	
Chromium	6.12	2.51
Cyanide	4.04	1.67
Zinc	20.31	8.49
Aluminum	89.46	44.52
Oil and grease	278.24	166.95
Suspended solids	570.39	271.29
pH	(¹)	(¹)

¹ Within the range of 7.0 to 10 at all times.

SUBPART E

Cleaning or Etching Scrubber Liquor

Pollutant or pollutant property	BPT effluent limitations	
	Maximum for any 1 day	Maximum for monthly average
	mg/off-kg (lb/million off-lbs) of aluminum cleaned or etched	
Chromium	7.00	2.86
Cyanide	4.61	1.91
Zinc	23.22	9.70
Aluminum	102.24	50.88
Oil and grease	318.00	190.8
Suspended solids	651.90	310.05
pH	(¹)	(¹)

¹ Within the range of 7.0 to 10 at all times.

[48 FR 49149, Oct. 24, 1983; 49 FR 11633, 11635, Mar. 27, 1984]

§ 467.53

§ 467.53 Effluent limitations representing the degree of effluent reduction attainable by the application of the best available technology economically achievable.

Except as provided in 40 CFR 125.30 through 125.32, any existing point source subject to this subpart must achieve the following effluent limitations representing the degree of effluent reduction attainable by the application of the best available technology economically achievable. The discharge of wastewater pollutants from the core and ancillary operations shall not exceed the values set forth below:

SUBPART E

Core

Pollutant or pollutant property	BAT effluent limitations	
	Maximum for any 1 day	Maximum for monthly average
	mg/off-kg (lb/million off-lbs) of aluminum drawn with neat oils	
Chromium	0.022	0.009
Cyanide	0.015	0.006
Zinc	0.073	0.031
Aluminum	0.321	0.16

SUBPART E

Continuous Rod Casting Spent Lubricant

Pollutant or pollutant property	BAT effluent limitations	
	Maximum for any 1 day	Maximum for monthly average
	mg/off-kg (lb/million off-lbs) of aluminum rod cast	
Chromium	0.00086	0.0004
Cyanide	0.0006	0.0002
Zinc	0.0029	0.0012
Aluminum	0.0127	0.0063

40 CFR Ch. I (7–1–21 Edition)

SUBPART E

Continuous Rod Casting Contact Cooling Water

Pollutant or pollutant property	BAT effluent limitations	
	Maximum for any 1 day	Maximum for monthly average
	mg/off-kg (lb/million off-lbs) of aluminum rod cast	
Chromium	0.086	0.035
Cyanide	0.056	0.024
Zinc	0.283	0.118
Aluminum	1.247	0.621

SUBPART E

Solution Heat Treatment Contact Cooling Water

Pollutant or pollutant property	BAT effluent limitations	
	Maximum for any 1 day	Maximum for monthly average
	mg/off-kg (lb/million off-lbs) of aluminum quenched	
Chromium	0.896	0.367
Cyanide	0.591	0.245
Zinc	2.974	1.243
Aluminum	13.10	6.519

SUBPART E

Cleaning or Etching Bath

Pollutant or pollutant property	BAT effluent limitations	
	Maximum for any 1 day	Maximum for monthly average
	mg/off-kg (lb/million off-lbs) of aluminum cleaned or etched	
Chromium	0.079	0.032
Cyanide	0.052	0.022
Zinc	0.262	0.109
Aluminum	1.151	0.563

Environmental Protection Agency

§ 467.54

SUBPART E

Cleaning or Etching Rinse

Pollutant or pollutant property	BAT effluent limitations	
	Maximum for any 1 day	Maximum for monthly average
	mg/off-kg (lb/million off-lbs) of aluminum cleaned or etched	
Chromium	0.612	0.251
Cyanide	0.404	0.167
Zinc	2.031	0.849
Aluminum	8.944	4.451

SUBPART E

Cleaning or Etching Scrubber Liquor

Pollutant or pollutant property	BAT effluent limitations	
	Maximum for any 1 day	Maximum for monthly average
	mg/off-kg (lb/million off-lbs) of aluminum cleaned or etched	
Chromium	0.851	0.348
Cyanide	0.561	0.232
Zinc	2.82	1.179
Aluminum	12.43	6.19

[48 FR 49149, Oct. 24, 1983; 49 FR 11633, 11635, Mar. 27, 1984]

§ 467.54 New source performance standards.

Any new source subject to this subpart must achieve the following performance standards. The discharge of wastewater pollutants from the core and ancillary operations shall not exceed the values set forth below:

SUBPART E

Core

Pollutant or pollutant property	NSPS	
	Maximum for any 1 day	Maximum for monthly average
	mg/off-kg (lb/million off-lbs) of aluminum drawn with neat oils	
Chromium	0.019	0.008
Cyanide	0.010	0.004
Zinc	0.051	0.021
Aluminum	0.304	0.135
Oil and grease	0.498	0.498
Suspended solids	0.747	0.598
pH	(¹)	(¹)

¹ Within the range of 7.0 to 10 at all times.

SUBPART E

Continuous Rod Casting Spent Lubricant

Pollutant or pollutant property	NSPS	
	Maximum for any 1 day	Maximum for monthly average
	mg/off-kg (lb/million off-lbs) of aluminum rod cast	
Chromium	0.0008	0.0003
Cyanide	0.0004	0.0002
Zinc	0.002	0.0008
Aluminum	0.012	0.006
Oil and grease	0.02	0.02
Suspended solids	0.03	0.024
pH	(¹)	(¹)

¹ Within the range of 7.0 to 10 at all times.

SUBPART E

Continuous Rod Casting Contact Cooling Water

Pollutant or pollutant property	NSPS	
	Maximum for any 1 day	Maximum for monthly average
	mg/off-kg (lb/million off-lbs) of aluminum rod cast	
Chromium	0.072	0.029
Cyanide	0.039	0.016
Zinc	0.198	0.082
Aluminum	1.185	0.526
Oil and grease	1.939	1.939
Suspended solids	2.909	2.327
pH	(¹)	(¹)

¹ Within the range of 7.0 to 10 at all times.

SUBPART E

Solution Heat Treatment Contact Cooling Water

Pollutant or pollutant property	NSPS	
	Maximum for any 1 day	Maximum for monthly average
	mg/off-kg (lb/million off-lbs) of aluminum quenched	
Chromium	0.754	0.306
Cyanide	0.408	0.163
Zinc	2.08	0.856
Aluminum	12.45	5.52
Oil and grease	20.37	20.37
Suspended solids	30.56	24.45
pH	(¹)	(¹)

¹ Within the range of 7.0 to 10 at all times.

§ 467.55

40 CFR Ch. I (7–1–21 Edition)

SUBPART E

Cleaning or Etching Bath

Pollutant or pollutant property	NSPS	
	Maximum for any 1 day	Maximum for monthly average
	mg/off-kg (lb/million off-lbs) of aluminum cleaned or etched	
Chromium	0.066	0.027
Cyanide	0.036	0.015
Zinc	0.183	0.075
Aluminum	1.094	0.485
Oil and grease	1.79	1.79
Suspended solids	2.69	2.15
pH	(¹)	(¹)

¹ Within the range of 7.0 to 10 at all times.

SUBPART E

Cleaning or Etching Rinse

Pollutant or pollutant property	NSPS	
	Maximum for any 1 day	Maximum for monthly average
	mg/off-kg (lb/million off-lbs) of aluminum cleaned or etched	
Chromium	0.515	0.209
Cyanide	0.278	0.111
Zinc	1.42	0.584
Aluminum	8.50	3.77
Oil and grease	13.91	13.91
Suspended solids	20.87	16.70
pH	(¹)	(¹)

¹ Within the range of 7.0 to 10 at all times.

SUBPART E

Cleaning or Etching Scrubber Liquor

Pollutant or pollutant property	NSPS	
	Maximum for any 1 day	Maximum for monthly average
	mg/off-kg (lb/million off-lbs) of aluminum cleaned or etched	
Chromium	0.715	0.290
Cyanide	0.387	0.155
Zinc	1.97	0.812
Aluminum	11.81	5.24
Oil and grease	19.33	19.33
Suspended solids	29.00	23.20
pH	(¹)	(¹)

¹ Within the range of 7.0 to 10 at all times.

[48 FR 49149, Oct. 24, 1983; 49 FR 11633, 11635, Mar. 27, 1984]

§ 467.55 Pretreatment standards for existing sources.

Except as provided in 40 CFR 403.7 and 403.13, any existing source subject

to this subpart which introduces pollutants into a publicly owned treatment works must comply with 40 CFR part 403 and achieve the following pretreatment standards for existing sources. The mass of wastewater pollutants in aluminum forming process wastewater introduced into a POTW shall not exceed the values set forth below:

SUBPART E

Core

Pollutant or pollutant property	PSES	
	Maximum for any 1 day	Maximum for monthly average
	mg/off-kg (lb/million off-lbs) of aluminum drawn with neat oils	
Chromium	0.022	0.009
Cyanide	0.015	0.006
Zinc	0.073	0.031
TTO	0.035
Oil and grease (alternate monitoring parameter)	2.6	1.3

SUBPART E

Continuous Rod Casting Lubricant

Pollutant or pollutant property	PSES	
	Maximum for any 1 day	Maximum for monthly average
	mg/off-kg (lb/million off-lbs) of aluminum rod cast	
Chromium	0.0009	0.0004
Cyanide	0.0006	0.0003
Zinc	0.0029	0.0012
TTO	0.0014
Oil and grease (alternate monitoring parameter)	0.10	0.052

SUBPART E

Continuous Rod Casting Contact Cooling Water

Pollutant or pollutant property	PSES	
	Maximum for any 1 day	Maximum for monthly average
	mg/off-kg (lb/million off-lbs) of aluminum rod cast	
Chromium	0.086	0.035
Cyanide	0.057	0.023
Zinc	0.283	0.118
TTO	0.133
Oil and grease (alternate monitoring parameter)	10	5.1

Environmental Protection Agency

§ 467.56

SUBPART E

Solution Heat Treatment Contact Cooling Water

Pollutant or pollutant property	PSES	
	Maximum for any 1 day	Maximum for monthly average
	mg/off-kg (lb/million off-lbs) of aluminum quenched	
Chromium	0.896	0.367
Cyanide	0.591	0.245
Zinc	2.98	1.24
TTO	1.41
Oil and grease (alternate monitoring parameter)	110	53

SUBPART E

Cleaning or Etching Bath

Pollutant or pollutant property	PSES	
	Maximum for any 1 day	Maximum for monthly average
	mg/off-kg (lb/million off-lbs) of aluminum cleaned or etched	
Chromium	0.079	0.033
Cyanide	0.052	0.022
Zinc	0.262	0.109
TTO	0.124
Oil and grease (alternate monitoring parameter)	9.3	4.7

SUBPART E

Cleaning or Etching Rinse

Pollutant or pollutant property	PSES	
	Maximum for any 1 day	Maximum for monthly average
	mg/off-kg (lb/million off-lbs) of aluminum cleaned or etched	
Chromium	0.612	0.251
Cyanide	0.404	0.17
Zinc	2.03	0.85
TTO	0.96
Oil and grease (alternate monitoring parameter)	73	36

SUBPART E

Cleaning or Etching Scrubber Liquor

Pollutant or pollutant property	PSES	
	Maximum for any 1 day	Maximum for monthly average
	mg/off-kg (lb/million off-lbs) of aluminum cleaned or etched	
Chromium	0.851	0.348
Cyanide	0.561	0.232
Zinc	2.82	1.18
TTO	1.34
Oil and grease (alternate monitoring parameter)	100	50

[48 FR 49149, Oct. 24, 1983; 49 FR 11632, 11633, 11635, Mar. 27, 1984, as amended at 53 FR 52369, Dec. 27, 1988]

§ 467.56 Pretreatment standards for new sources.

Except as provided in 40 CFR 403.7, any new source subject to this subpart which introduces pollutants into a publicly owned treatment works must comply with 40 CFR part 403 and achieve the following pretreatment standards for new sources.

The mass of wastewater pollutants in aluminum forming process wastewater introduced into a POTW shall not exceed the values set forth below:

SUBPART E

Core

Pollutant or pollutant property	PSNS	
	Maximum for any 1 day	Maximum for monthly average
	mg/off-kg (lb/million off-lbs) of aluminum drawn with neat oils	
Chromium	0.019	0.008
Cyanide	0.010	0.004
Zinc	0.051	0.021
TTO	0.035
Oil and grease (alternate monitoring parameter)	0.50	0.50

§ 467.56

40 CFR Ch. I (7–1–21 Edition)

SUBPART E

Continuous Rod Casting Lubricant

Pollutant or pollutant property	PSNS	
	Maximum for any 1 day	Maximum for monthly average
	mg/off-kg (lb/million off-lbs) of aluminum rod cast	
Chromium	0.0007	0.0003
Cyanide	0.0004	0.0002
Zinc	0.0020	0.0008
TTO	0.0014
Oil and grease (alternate monitoring parameter)	0.020	0.020

SUBPART E

Cleaning or Etching Bath

Pollutant or pollutant property	PSNS	
	Maximum for any 1 day	Maximum for monthly average
	mg/off-kg (lb/million off-lbs) of aluminum cleaned or etched	
Chromium	0.067	0.027
Cyanide	0.036	0.015
Zinc	0.183	0.075
TTO	0.124
Oil and grease (alternate monitoring parameter)	1.79	1.79

SUBPART E

Continuous Rod Casting Contact Cooling Water

Pollutant or pollutant property	PSNS	
	Maximum for any 1 day	Maximum for monthly average
	mg/off-kg (lb/million off-lbs) of aluminum rod cast	
Chromium	0.072	0.029
Cyanide	0.039	0.016
Zinc	0.198	0.134
TTO	0.082
Oil and grease (alternate monitoring parameter)	1.94	1.94

SUBPART E

Cleaning or Etching Rinse

Pollutant or pollutant property	PSNS	
	Maximum for any 1 day	Maximum for monthly average
	mg/off-kg (lb/million off-lbs) of aluminum cleaned or etched	
Chromium	0.52	0.21
Cyanide	0.28	0.11
Zinc	1.42	0.59
TTO	0.96
Oil and grease (alternate monitoring parameter)	13.91	13.91

SUBPART E

Solution Heat Treatment Contact Cooling Water

Pollutant or pollutant property	PSNS	
	Maximum for any 1 day	Maximum for monthly average
	mg/off-kg (lb/million off-lbs) of aluminum quenched	
Chromium	0.76	0.306
Cyanide	0.41	0.163
Zinc	2.08	0.856
TTO	1.41
Oil and grease (alternate monitoring parameter)	20.37	20.37

SUBPART E

Cleaning or Etching Scrubber Liquor

Pollutant or pollutant property	PSNS	
	Maximum for any 1 day	Maximum for monthly average
	mg/off-kg (lb/million off-lbs) of aluminum cleaned or etched	
Chromium	0.72	0.29
Cyanide	0.39	0.16
Zinc	1.97	0.812
TTO	1.34
Oil and grease (alternate monitoring parameter)	19.33	19.33

[48 FR 49149, Oct. 24, 1983; 49 FR 11632, 11633, 11635, Mar. 27, 1984]

Environmental Protection Agency

§ 467.62

§ 467.57 Effluent limitations representing the degree of effluent reduction attainable by the application of the best conventional pollutant control technology. [Reserved]

Subpart F—Drawing With Emulsions or Soaps Subcategory

§ 467.60 Applicability; description of the drawing with emulsions or soaps subcategory.

This subpart applies to discharges of pollutants to waters of the United States and introduction of pollutants into publicly owned treatment works from the core and the ancillary operations of the drawing with emulsions or soaps subcategory.

§ 467.61 Specialized definitions.

For the purpose of this subpart:

(a) The “core” of the drawing with emulsions or soaps subcategory shall include drawing using emulsions or soaps, stationary casting, artificial aging, annealing, degreasing, sawing, and swaging.

(b) The term “ancillary operation” shall mean any operation not previously included in the core, performed on-site, following or preceding the drawing operation. The ancillary operations shall include continuous rod casting, solution heat treatment and cleaning or etching.

§ 467.62 Effluent limitations representing the degree of effluent reduction attainable by the application of best practicable control technology currently available.

Except as provided in 40 CFR 125.30 through 125.32, any existing point source subject to this subpart must achieve the following effluent limitations representing the degree of effluent reduction attainable by the application of the best practicable control technology currently available:

SUBPART F

Core

Pollutant or pollutant property	BPT effluent limitations	
	Maximum for any 1 day	Maximum for monthly average
	mg/off-kg (lb/million off-lbs) of aluminum drawn with emulsions or soaps	
Chromium	0.205	0.084
Cyanide	0.135	0.056
Zinc	0.680	0.285
Aluminum	3.00	1.50
Oil and grease	9.33	5.60
Suspended solids	19.12	9.10
pH	(¹)	(¹)

¹Within the range of 7.0 to 10 at all times.

SUBPART F

Continuous Rod Casting Spent Lubricant

Pollutant or pollutant property	BPT effluent limitations	
	Maximum for any 1 day	Maximum for monthly average
	mg/off-kg (lb/million off-lbs) of aluminum cast	
Chromium	0.0009	0.0004
Cyanide	0.0006	0.0003
Zinc	0.0029	0.001
Aluminum	0.013	0.007
Oil and grease	0.040	0.024
Suspended solids	0.081	0.039
pH	(¹)	(¹)

¹Within the range of 7.0 to 10 at all times.

SUBPART F

Continuous Rod Casting Contact Cooling Water

Pollutant or pollutant property	BPT effluent limitations	
	Maximum for any 1 day	Maximum for monthly average
	mg/off-kg (lb/million off-lbs) of aluminum cast	
Chromium	0.684	0.28
Cyanide	0.450	0.187
Zinc	2.27	0.949
Aluminum	10.00	4.976
Oil and grease	31.10	18.66
Suspended solids	63.76	30.323
pH	(¹)	(¹)

¹Within the range of 7.0 to 10 at all times.

§ 467.63

SUBPART F

Solution Heat Treatment Contact Cooling Water

Pollutant or pollutant property	BPT effluent limitations	
	Maximum for any 1 day	Maximum for monthly average
	mg/off-kg (lb/million off-lbs) of aluminum quenched	
Chromium	3.39	1.39
Cyanide	2.24	0.93
Zinc	11.25	4.70
Aluminum	49.55	24.66
Oil and grease	154.10	92.46
Suspended solids	315.91	150.25
pH	(¹)	(¹)

¹ Within the range of 7.0 to 10 at all times.

SUBPART F

Cleaning or Etching Bath

Pollutant or pollutant property	BPT effluent limitations	
	Maximum for any 1 day	Maximum for monthly average
	mg/off-kg (lb/million off-lbs) of aluminum cleaned or etched	
Chromium	0.079	0.032
Cyanide	0.052	0.022
Zinc	0.262	0.109
Aluminum	1.15	0.573
Oil and grease	3.58	2.15
Suspended solids	7.34	3.49
pH	(¹)	(¹)

¹ Within the range of 7.0 to 10 at all times.

SUBPART F

Cleaning or Etching Rinse

Pollutant or pollutant property	BPT effluent limitations	
	Maximum for any 1 day	Maximum for monthly average
	mg/off-kg (lb/million off-lbs) of aluminum cleaned or etched	
Chromium	6.12	2.51
Cyanide	4.04	1.67
Zinc	20.31	8.49
Aluminum	89.46	44.519
Oil and grease	278.24	166.95
Suspended solids	570.39	271.29
pH	(¹)	(¹)

¹ Within the range of 7.0 to 10 at all times.

40 CFR Ch. I (7–1–21 Edition)

SUBPART F

Cleaning or Etching Scrubber Liquor

Pollutant or pollutant property	BPT effluent limitations	
	Maximum for any 1 day	Maximum for monthly average
	mg/off-kg (lb/million off-lbs) of aluminum cleaned or etched	
Chromium	7.00	2.86
Cyanide	4.61	1.91
Zinc	23.22	9.70
Aluminum	102.24	50.88
Oil and grease	318.00	190.80
Suspended solids	651.90	310.05
pH	(¹)	(¹)

¹ Within the range of 7.0 to 10 at all times.

[48 FR 49149, Oct. 24, 1983; 49 FR 11633, 11635, Mar. 27, 1984]

§ 467.63 Effluent limitations representing the degree of effluent reduction attainable by the application of best available technology economically achievable.

Except as provided in 40 CFR 125.30 through 125.32, any existing point source subject to this subpart must achieve the following effluent limitations representing the degree of effluent reduction attainable by the application of the best available technology economically achievable. The discharge of wastewater pollutants from the core shall not exceed the volumes set forth below:

SUBPART F

Core

Pollutant or pollutant property	BAT effluent limitations	
	Maximum for any 1 day	Maximum for monthly average
	mg/off-kg (lb/million off-lbs) of aluminum drawn with emulsions or soaps	
Chromium	0.205	0.084
Cyanide	0.135	0.056
Zinc	0.681	0.285
Aluminum	3.00	1.49

Environmental Protection Agency

\$ 467.64

SUBPART F

Continuous Rod Casting Spent Lubricant

Pollutant or pollutant property	BAT effluent limitations	
	Maximum for any 1 day	Maximum for monthly average
	mg/off-kg (lb/million off-lbs) of aluminum rod cast	
Chromium	0.0009	0.0004
Cyanide	0.0006	0.0003
Zinc	0.0029	0.0012
Aluminum	0.013	0.0063

SUBPART F

Continuous Rod Casting Contact Cooling Water

Pollutant or pollutant property	BAT effluent limitations	
	Maximum for any 1 day	Maximum for monthly average
	mg/off-kg (lb/million off-lbs) of aluminum rod cast	
Chromium	0.086	0.035
Cyanide	0.056	0.024
Zinc	0.283	0.118
Aluminum	1.25	0.62

SUBPART F

Solution Heat Treatment Contact Cooling Water

Pollutant or pollutant property	BAT effluent limitations	
	Maximum for any 1 day	Maximum for monthly average
	mg/off-kg (lb/million off-lbs) of aluminum quenched	
Chromium	0.897	0.37
Cyanide	0.591	0.25
Zinc	2.98	1.24
Aluminum	13.10	6.52

SUBPART F

Cleaning or Etching Bath

Pollutant or pollutant property	BAT effluent limitations	
	Maximum for any 1 day	Maximum for monthly average
	mg/off-kg (lb/million off-lbs) of aluminum cleaned or etched	
Chromium	0.079	0.032
Cyanide	0.052	0.022
Zinc	0.262	0.11
Aluminum	1.15	0.57

SUBPART F

Cleaning or Etching Rinse

Pollutant or pollutant property	BAT effluent limitations	
	Maximum for any 1 day	Maximum for monthly average
	mg/off-kg (lb/million off-lbs) of aluminum cleaned or etched	
Chromium	0.612	0.251
Cyanide	0.404	0.167
Zinc	2.03	0.849
Aluminum	8.95	4.45

SUBPART F

Cleaning or Etching Scrubber Liquor

Pollutant or pollutant property	BAT effluent limitations	
	Maximum for any 1 day	Maximum for monthly average
	mg/off-kg (lb/million off-lbs) of aluminum cleaned or etched	
Chromium	0.85	0.348
Cyanide	0.561	0.232
Zinc	2.82	1.18
Aluminum	12.43	6.19

[48 FR 49149, Oct. 24, 1983; 49 FR 11633, 11635, 11636, Mar. 27, 1984]

\$ 467.64 New source performance standards.

Any new source subject to this subpart must achieve the following performance standards. The discharge of wastewater pollutants from the core shall not exceed the values set forth below:

SUBPART F

Core

Pollutant or pollutant property	NSPS	
	Maximum for any 1 day	Maximum for monthly average
	mg/off-kg (lb/million off-lbs) of aluminum drawn with emulsions or soaps	
Chromium	0.173	0.070
Cyanide	0.094	0.038
Zinc	0.476	0.196
Aluminum	2.85	1.27
Oil and grease	4.67	4.67
Suspended solids	7.00	5.60
pH	(¹)	(¹)

¹ Within the range of 7.0 to 10.0 at all times.

§ 467.65

SUBPART F

Continuous Rod Casting Spent Lubricant

Pollutant or pollutant property	NSPS	
	Maximum for any 1 day	Maximum for monthly average
	mg/off-kg (lb/million off-lbs) of aluminum rod cast	
Chromium	0.0008	0.0003
Cyanide	0.0004	0.0002
Zinc	0.0020	0.0008
Aluminum	0.012	0.0053
Oil and grease	0.020	0.020
Suspended solids	0.030	0.024
pH	(¹)	(¹)

¹ Within the range of 7.0 to 10.0 at all times.

SUBPART F

Continuous Rod Casting Contact Cooling Water

Pollutant or pollutant property	NSPS	
	Maximum for any 1 day	Maximum for monthly average
	mg/off-kg (lb/million off-lbs) of aluminum rod cast	
Chromium	0.072	0.029
Cyanide	0.039	0.016
Zinc	0.198	0.081
Aluminum	1.184	0.526
Oil and grease	1.940	1.940
Suspended solids	2.91	2.33
pH	(¹)	(¹)

¹ Within the range of 7.0 to 10.0 at all times.

SUBPART F

Solution Heat Treatment Contact Cooling Water

Pollutant or pollutant property	NSPS	
	Maximum for any 1 day	Maximum for monthly average
	mg/off-kg (lb/million off-lbs) of aluminum quenched	
Chromium	0.754	0.31
Cyanide	0.408	0.16
Zinc	2.08	0.86
Aluminum	12.450	5.52
Oil and grease	20.37	20.37
Suspended solids	20.56	24.45
pH	(¹)	(¹)

¹ Within the range of 7.0 to 10.0 at all times.

40 CFR Ch. I (7–1–21 Edition)

SUBPART F

Cleaning or Etching Bath

Pollutant or pollutant property	NSPS	
	Maximum for any 1 day	Maximum for monthly average
	mg/off-kg (lb/million off-lbs) of aluminum cleaned or etched	
Chromium	0.066	0.027
Cyanide	0.036	0.015
Zinc	0.183	0.075
Aluminum	1.094	0.49
Oil and grease	1.79	1.79
Suspended solids	2.69	2.15
pH	(¹)	(¹)

¹ Within the range of 7.0 to 10.0 at all times.

SUBPART F

Cleaning or Etching Rinse

Pollutant or pollutant property	NSPS	
	Maximum for any 1 day	Maximum for monthly average
	mg/off-kg (lb/million off-lbs) of aluminum cleaned or etched	
Chromium	0.515	0.21
Cyanide	0.278	0.11
Zinc	1.42	0.59
Aluminum	8.50	3.77
Oil and grease	13.91	13.91
Suspended solids	20.87	16.70
pH	(¹)	(¹)

¹ Within the range of 7.0 to 10.0 at all times.

SUBPART F

Cleaning or Etching Scrubber Liquor

Pollutant or pollutant property	NSPS	
	Maximum for any 1 day	Maximum for monthly average
	mg/off-kg (lb/million off-lbs) of aluminum cleaned or etched	
Chromium	0.72	0.290
Cyanide	0.387	0.155
Zinc	1.97	0.812
Aluminum	1.18	5.24
Oil and grease	19.33	19.33
Suspended solids	29.00	23.20
pH	(¹)	(¹)

¹ Within the range of 7.0 to 10.0 at all times.

[48 FR 49149, Oct. 24, 1983; 49 FR 11633, 11636, Mar. 27, 1984]

§ 467.65 Pretreatment standards for existing sources.

Except as provided in 40 CFR 403.7 and 403.13, any existing source subject

Environmental Protection Agency

\$ 467.65

to this subpart which introduces pollutants into a publicly owned treatment works must comply with 40 CFR part 403 and achieve the following pretreatment standards for existing sources. The mass of wastewater pollutants in aluminum forming process wastewater introduced into a POTW shall not exceed the values set forth below:

SUBPART F

Core

Pollutant or pollutant property	PSES	
	Maximum for any 1 day	Maximum for monthly average
	mg/off-kg (lb/million off-lbs) of aluminum drawn with emulsions or soaps	
Chromium	0.205	0.084
Cyanide	0.135	0.056
Zinc	0.681	0.285
TTO	0.32
Oil and grease (alternate monitoring parameter)	25	12

SUBPART F

Continuous Rod Casting Lubricant

Pollutant or pollutant property	PSES	
	Maximum for any 1 day	Maximum for monthly average
	mg/off-kg (lb/million off-lbs) of aluminum rod cast	
Chromium	0.0009	0.0004
Cyanide	0.0006	0.0003
Zinc	0.0029	0.0012
TTO	0.0014
Oil and grease (alternate monitoring parameter)	0.10	0.052

SUBPART F

Continuous Rod Casting Contact Cooling Water

Pollutant or pollutant property	PSES	
	Maximum for any 1 day	Maximum for monthly average
	mg/off-kg (lb/million off-lbs) of aluminum rod cast	
Chromium	0.086	0.035
Cyanide	0.056	0.024
Zinc	0.283	0.119
TTO	0.134
Oil and grease (alternate monitoring parameter)	10	5.1

SUBPART F

Solution Heat Treatment Contact Cooling Water

Pollutant or pollutant property	PSES	
	Maximum for any 1 day	Maximum for monthly average
	mg/off-kg (lb/million off-lbs) of aluminum quenched	
Chromium	0.896	0.367
Cyanide	0.591	0.245
Zinc	2.98	1.25
TTO	1.41
Oil and grease (alternate monitoring parameter)	110	53

SUBPART F

Cleaning or Etching Bath

Pollutant or pollutant property	PSES	
	Maximum for any 1 day	Maximum for monthly average
	mg/off-kg (lb/million off-lbs) of aluminum cleaned or etched	
Chromium	0.079	0.032
Cyanide	0.052	0.022
Zinc	0.262	0.11
TTO	0.124
Oil and grease (alternate monitoring parameter)	9.3	4.7

SUBPART F

Cleaning or Etching Rinse

Pollutant or pollutant property	PSES	
	Maximum for any 1 day	Maximum for monthly average
	mg/off-kg (lb/million off-lbs) of aluminum cleaned or etched	
Chromium	0.612	0.251
Cyanide	0.404	0.167
Zinc	2.03	0.849
TTO	0.96
Oil and grease (alternate monitoring parameter)	73	36

§ 467.66

40 CFR Ch. I (7–1–21 Edition)

SUBPART F

SUBPART F

Cleaning or Etching Scrubber Liquor

Continuous Rod Casting Lubricant

Pollutant or pollutant property	PSES	
	Maximum for any 1 day	Maximum for monthly average
	mg/off-kg (lb/million off-lbs) of aluminum cleaned or etched	
Chromium	0.851	0.348
Cyanide	0.561	0.232
Zinc	2.82	1.18
TTO	1.33
Oil and grease (alternate monitoring parameter)	100	50

Pollutant or pollutant property	PSNS	
	Maximum for any 1 day	Maximum for monthly average
	mg/off-kg (lb/million off-lbs) of aluminum rod cast	
Chromium	0.0008	0.0003
Cyanide	0.0004	0.0002
Zinc	0.0020	0.0008
TTO	0.0014
Oil and grease (alternate monitoring parameter)	0.020	0.020

[48 FR 49149, Oct. 24, 1983; 49 FR 11632, 11636, Mar. 27, 1984, as amended at 53 FR 52369, Dec. 27, 1988]

SUBPART F

Continuous Rod Casting Contact Cooling Water

§ 467.66 Pretreatment standards for new sources.

Except as provided in 40 CFR 403.7, any new source subject to this subpart which introduces pollutants into a publicly owned treatment works must comply with 40 CFR part 403 and achieve the following pretreatment standards for new sources. The mass of wastewater pollutants in aluminum forming process wastewaters introduced into a POTW shall not exceed the values set forth below:

Pollutant or pollutant property	PSNS	
	Maximum for any 1 day	Maximum for monthly average
	mg/off-kg (lb/million off-lbs) of aluminum rod cast	
Chromium	0.072	0.029
Cyanide	0.039	0.016
Zinc	0.198	0.082
TTO	0.134
Oil and grease (alternate monitoring parameter)	1.94	1.94

SUBPART F

SUBPART F

Core

Solution Heat Treatment Contact Cooling Water

Pollutant or pollutant property	PSNS	
	Maximum for any 1 day	Maximum for monthly average
	mg/off-kg (lb/million off-lbs) of aluminum drawn with emulsions or soaps	
Chromium	0.173	0.070
Cyanide	0.094	0.038
Zinc	0.48	0.196
TTO	0.32
Oil and grease (alternate monitoring parameter)	4.67	4.67

Pollutant or pollutant property	PSNS	
	Maximum for any 1 day	Maximum for monthly average
	mg/off-kg (lb/million off-lbs) of aluminum quenched	
Chromium	0.76	0.306
Cyanide	0.41	0.163
Zinc	2.08	0.856
TTO	1.41
Oil and grease (alternate monitoring parameter)	20.37	20.37

Environmental Protection Agency

Pt. 468

SUBPART F

Cleaning or Etching Bath

Pollutant or pollutant property	PSNS	
	Maximum for any 1 day	Maximum for monthly average
	mg/off-kg (lb/million off-lbs) of aluminum cleaned or etched	
Chromium	0.067	0.027
Cyanide	0.036	0.015
Zinc	0.183	0.075
TTO	0.124
Oil and grease (alternate monitoring parameter)	1.79	1.79

SUBPART F

Cleaning or Etching Rinse

Pollutant or pollutant property	PSNS	
	Maximum for any 1 day	Maximum for monthly average
	mg/off-kg (lb/million off-lbs) of aluminum cleaned or etched	
Chromium	0.52	0.21
Cyanide	0.28	0.11
Zinc	1.42	0.59
TTO	0.96
Oil and grease (alternate monitoring parameter)	13.91	13.91

SUBPART F

Cleaning or Etching Scrubber Liquor

Pollutant or pollutant property	PSNS	
	Maximum for any 1 day	Maximum for monthly average
	mg/off-kg (lb/million off-lbs) of aluminum cleaned or etched	
Chromium	0.715	0.290
Cyanide	0.387	0.155
Zinc	1.97	0.812
TTO	1.34
Oil and grease (alternate monitoring parameter)	19.33	19.33

[48 FR 49149, Oct. 24, 1983; 49 FR 11632, 11633, 11636, Mar. 27, 1984]

§ 467.67 Effluent limitations representing the degree of effluent reduction attainable by the application of the best conventional pollutant control technology. [Reserved]

PART 468—COPPER FORMING POINT SOURCE CATEGORY

GENERAL PROVISIONS

Sec.

468.01 Applicability.

468.02 Specialized definitions.

468.03 Monitoring and reporting requirements.

468.04 Compliance date for PSES.

Subpart A—Copper Forming Subcategory

468.10 Applicability; description of the copper forming subcategory.

468.11 Effluent limitations representing the degree of effluent reduction attainable by the application of the best practicable control technology currently available (BPT).

468.12 Effluent limitations representing the degree of effluent reduction attainable by the application of the best available control technology economically achievable.

468.13 New source performance standards (NSPS).

468.14 Pretreatment standards for existing sources (PSES).

468.15 Pretreatment standards for new sources (PSNS).

468.16 Effluent limitations representing the degree of effluent reduction attainable by the application of the best conventional pollution control technology (BCT). [Reserved]

Subpart B—Beryllium Copper Forming Subcategory

468.20 Applicability; description of the beryllium copper forming subcategory.

AUTHORITY: Secs. 301, 304 (b), (c), (e), and (g), 306 (b) and (c), 307 (b) and (c), and 501 of the Clean Water Act (the Federal Water Pollution Control Act Amendments of 1972, as amended by the Clean Water Act of 1977) the “Act”); 33 U.S.C. 1311, 1314 (b), (c), (e), and (g), 1316 (b) and (c), 1317 (b) and (c), and 1361; 86 Stat. 816, Pub. L. 92-500; 91 Stat. 1567, Pub. L. 95-217.

SOURCE: 48 FR 36957, Aug. 15, 1983, unless otherwise noted.

GENERAL PROVISIONS

§ 468.01 **Applicability.**

(a) The provisions of this part are applicable to discharges resulting from the manufacture of formed copper and copper alloy products. The forming operations covered are hot rolling, cold rolling, drawing, extrusion and forging. This part does not regulate the forming of precious metals. (See 40 CFR part 471). The casting of copper and copper alloys is not covered by this part. (See 40 CFR part 464).

(b) The discharge allowance for drawing spent lubricant of 40 CFR 468.11(c), 468.14(c), and 468.15(c) are applicable only to those plants that actually discharge the drawing spent lubricant waste stream at copper forming sites. No discharge allowance is applicable or allowable where these wastewaters are hauled off-site for disposal or are otherwise not discharged at copper forming sites.

[51 FR 22521, June 20, 1986]

§ 468.02 **Specialized definitions.**

In addition to the definitions set forth in 40 CFR part 401 and the chemical analysis methods in 40 CFR part 136, the following definitions apply to this part:

(a) The term “alkaline cleaning bath” shall mean a bath consisting of an alkaline cleaning solution through which a workpiece is processed.

(b) The term “alkaline cleaning rinse” shall mean a rinse following an alkaline cleaning bath through which a workpiece is processed. A rinse consisting of a series of rinse tanks is considered as a single rinse.

(c) The term “ancillary operation” shall mean any operation associated with a primary forming operation. These ancillary operations include surface and heat treatment, hydrotesting, sawing, and surface coating.

(d) The term “annealing with oil” shall mean the use of oil to quench a workpiece as it passes from an annealing furnace.

(e) The term “annealing with water” shall mean the use of a water spray or bath, of which water is the major constituent, to quench a workpiece as it passes from an annealing furnace.

(f) The term “cold rolling” shall mean the process of rolling a workpiece below the recrystallization temperature of the copper or copper alloy.

(g) The term “drawing” shall mean pulling the workpiece through a die or succession of dies to reduce the diameter or alter its shape.

(h) The term “extrusion” shall mean the application of pressure to a copper workpiece, forcing the copper to flow through a die orifice.

(i) The term “extrusion heat treatment” shall mean the spray application of water to a workpiece immediately following extrusions for the purpose of heat treatment.

(j) The term “heat treatment” shall mean the application or removal of heat to a workpiece to change the physical properties of the metal.

(k) The term “pickling bath” shall mean any chemical bath (other than alkaline cleaning) through which a workpiece is processed.

(l) The term “pickling fume scrubber” shall mean the process of using an air pollution control device to remove particulates and fumes from air above a pickling bath by entraining the pollutants in water.

(m) The term “pickling rinse” shall mean a rinse, other than an alkaline cleaning rinse, through which a workpiece is processed. A rinse consisting of a series of rinse tanks is considered as a single rinse.

(n) The term “off-kilogram (off-pound)” shall mean the mass of copper or copper alloy removed from a forming or ancillary operation at the end of a process cycle for transfer to a different machine or process.

(o) The term “rolling” shall mean the reduction in the thickness or diameter of a workpiece by passing it between rollers.

(p) The term “solution heat treatment” shall mean the process introducing a workpiece into a quench bath for the purpose of heat treatment following rolling, drawing or extrusion.

(q) The term “spent lubricant” shall mean water or an oil-water mixture which is used in forming operations to reduce friction, heat and wear and ultimately discharged.

Environmental Protection Agency

§ 468.11

(r) The term “Total Toxic Organics (TTO)” shall mean the sum of the masses or concentrations of each of the following toxic organic compounds which is found at a concentration greater than 0.010 mg/l.

Benzene
1,1,1-Trichloroethane chloroform
2,6-Dinitrotoluene ethylbenzene methylene chloride naphthalene
N-nitrosodiphenylamine anthracene phenanthrene toluene trichloroethylene

(s) The term “alkaline cleaning rinse for forged parts” shall mean a rinse following an alkaline cleaning bath through which a forged part is processed. A rinse consisting of a series of rinse tanks is considered as a single rinse.

(t) The term “pickling rinse for forged parts” shall mean a rinse, other than an alkaline cleaning rinse, through which forged parts are processed. A rinse consisting of a series of rinse tanks is considered as a single rinse.

(u) The term “tumbling or burnishing” shall mean the process of polishing, deburring, removing sharp corners, and generally smoothing parts for both cosmetic and functional purposes, as well as the process of washing the finished parts and cleaning the abrasion media.

(v) The term “surface coating” shall mean the process of coating a copper workpiece as well as the associated surface finishing and flattening.

(w) The term “miscellaneous waste stream” shall mean the following additional waste streams related to forming copper: hydrotesting, sawing, surface milling, and maintenance.

(x) The term “precious metals” shall mean gold, platinum, palladium and silver and their alloys. Any alloy containing 30 or greater percent by weight of precious metals is considered a precious metal.

(y) The term “beryllium copper alloy” shall mean any copper alloy that is alloyed to contain 0.10 percent or greater beryllium.

[48 FR 36957, Aug. 15, 1983; 48 FR 50718, Nov. 3, 1983, as amended at 50 FR 34334, Aug. 23, 1985; 51 FR 7571, Mar. 5, 1986]

§ 468.03 Monitoring and reporting requirements.

The following special monitoring requirements apply to all facilities controlled by this regulation.

(a) The “monthly average” regulatory values shall be the basis for the monthly average discharge in direct discharge permits and for pretreatment standards. Compliance with the monthly discharge limit is required regardless of the number of samples analyzed and averaged.

(b) As an alternate monitoring procedure for TTO, indirect dischargers may monitor for oil and grease and meet the alternate monitoring standards for oil and grease established for PSES and PSNS. Any indirect discharger meeting the alternate monitoring oil and grease standards shall be considered to meet the TTO standard.

§ 468.04 Compliance date for PSES.

The compliance date for pretreatment standards for existing sources is August 15, 1986.

[48 FR 36957, Aug. 15, 1983, as amended at 48 FR 41410, Sept. 15, 1983]

Subpart A—Copper Forming Subcategory

§ 468.10 Applicability; description of the copper forming subcategory.

This subpart applies to discharges of pollutants to waters of the United States, and introduction of pollutants into publicly owned treatment works from the forming of copper and copper alloys except beryllium copper alloys.

[51 FR 7571, Mar. 5, 1986]

§ 468.11 Effluent limitations representing the degree of effluent reduction attainable by the application of the best practicable control technology currently available (BPT).

Except as provided in 40 CFR 125.30 through 125.32, any existing point source subject to this subpart must achieve the following effluent limitations representing the degree of effluent reduction attainable by the application of the best practicable control technology currently available:

§ 468.11

40 CFR Ch. I (7–1–21 Edition)

(a) Subpart A—Hot Rolling Spent Lubricant BPT Effluent Limitations.

Pollutant or pollutant property	Maximum for any 1 day	Maximum for monthly average
	Metric units—mg/off-kg of copper or copper alloy hot rolled English units—pounds per 1,000,000 off-pounds of copper or copper alloy hot rolled	
Chromium	0.045	0.018
Copper	0.195	0.103
Lead	0.015	0.013
Nickel	0.197	0.130
Zinc	0.150	0.062
Oil and grease	2.060	1.236
TSS	4.223	2.008
pH	(¹)	(¹)

¹ Within the range of 7.5 to 10.0 at all times.

(b) Subpart A—Cold Rolling Spent Lubricant BPT Effluent Limitations.

Pollutant or pollutant property	Maximum for any 1 day	Maximum for monthly average
	Metric units—mg/off-kg of copper or copper alloy cold rolled English units—pounds per 1,000,000 off-pounds of copper or copper alloy cold rolled	
Chromium	0.166	0.068
Copper	0.720	0.379
Lead	0.056	0.049
Nickel	0.727	0.481
Zinc	0.553	0.231
Oil and grease	7.580	4.548
TSS	15.539	7.390
pH	(¹)	(¹)

¹ Within the range of 7.5 to 10.0 at all times.

(c) Subpart A—Drawing Spent Lubricant BPT Effluent Limitations.

Pollutant or pollutant property	Maximum for any 1 day	Maximum for monthly average
	Metric units—mg/off-kg of copper or copper alloy drawn English units—pounds per 1,000,000 off-pounds of copper or copper alloy drawn	
Chromium	0.037	0.015
Copper	0.161	0.085
Lead	0.012	0.011
Nickel	0.163	0.107
Zinc	0.124	0.051
Oil and grease	1.700	1.020
TSS	3.485	1.657
pH	(¹)	(¹)

¹ Within the range of 7.5 to 10.0 at all times.

(d) Subpart A—Solution Heat Treatment BPT Effluent Limitations.

Pollutant or pollutant property	Maximum for any 1 day	Maximum for monthly average
	Metric units—mg/off-kg of copper or copper alloy heat treated English units—pounds per 1,000,000 off-pounds of copper or copper alloy heat treated	
Chromium	1.118	0.457
Copper	4.827	2.541
Lead	0.381	0.330
Nickel	4.878	3.227
Zinc	3.709	1.550
Oil and grease	50.820	30.492
TSS	104.181	49.549
pH	(¹)	(¹)

¹ Within the range of 7.5 to 10.0 at all times.

(e) Subpart A—Extrusion Heat Treatment BPT Effluent Limitations.

Pollutant or pollutant property	Maximum for any 1 day	Maximum for monthly average
	Metric units—mg/off-kg of copper or copper alloy heat treated on an extrusion press English units—pounds per 1,000,000 off-pounds of copper or copper alloy heat treated on an extrusion press	
Chromium	0.00088	0.00036
Copper	0.003	0.002
Lead	0.0003	0.00026
Nickel	0.003	0.002
Zinc	0.002	0.001
Oil and grease	0.040	0.024
TSS	0.082	0.039
pH	(¹)	(¹)

¹ Within the range of 7.5 to 10.0 at all times.

(f) Subpart A—Annealing With Water BPT Effluent Limitations.

Environmental Protection Agency

§ 468.11

Pollutant or pollutant property	Maximum for any 1 day	Maximum for monthly average
	Metric units—mg/off-kg of copper or copper alloy annealed with water	
	English units—pounds per 1,000,000 off-pounds of copper or copper alloy annealed with water	
Chromium	2.493	1.020
Copper	10.767	5.667
Lead	0.850	0.736
Nickel	10.880	7.197
Zinc	8.273	3.456
Oil and grease	113.340	68.004
TSS	232.347	110.506
pH	(¹)	(¹)

¹ Within the range of 7.5 to 10.0 at all times.

(g) Subpart A—Annealing With Oil BPT Effluent Limitations.

Pollutant or pollutant property	Maximum for any 1 day	Maximum for monthly average
	Metric units—mg/off-kg of copper or copper alloy annealed with oil	
	English units—pounds per 1,000,000 off-pounds of copper or copper alloy annealed with oil	
Chromium	0	0
Copper	0	0
Lead	0	0
Nickel	0	0
Zinc	0	0
Oil and grease	0	0
TSS	0	0
pH	(¹)	(¹)

¹ Within the range of 7.5 to 10.0 at all times.

(h) Subpart A—Alkaline Cleaning Rinse BPT Effluent Limitations.

Pollutant or pollutant property	Maximum for any 1 day	Maximum for monthly average
	Metric units—mg/off-kg of copper or copper alloy alkaline cleaned	
	English units—pounds per 1,000,000 off-pounds of copper or copper alloy alkaline cleaned	
Chromium	1.854	0.758
Copper	8.006	4.214
Lead	0.632	0.547
Nickel	8.090	5.351
Zinc	6.152	2.570
Oil and grease	84.280	50.568
TSS	172.774	82.173
pH	(¹)	(¹)

¹ Within the range of 7.5 to 10.0 at all times.

(i) Subpart A—Alkaline Cleaning Rinse for Forged Parts BPT Effluent Limitations.

Pollutant or pollutant property	Maximum for any 1 day	Maximum for monthly average
	Metric units—mg/off-kg of copper or copper alloy forged parts alkaline cleaned	
	English units—pounds per 1,000,000 off-pounds of copper or copper alloy forged parts alkaline cleaned	
Chromium	5.562	2.275
Copper	24.019	12.642
Lead	1.896	1.643
Nickel	24.272	16.055
Zinc	18.457	7.711
Oil and grease	252.840	151.704
TSS	518.322	246.519
pH	(¹)	(¹)

¹ Within the range of 7.5 to 10.0 at all times.

(j) Subpart A—Alkaline Cleaning Bath BPT Effluent Limitations.

Pollutant or pollutant property	Maximum for any 1 day	Maximum for monthly average
	Metric units—mg/off-kg of copper or copper alloy parts alkaline cleaned	
	English units—pounds per 1,000,000 off-pounds of copper or copper alloy forged parts alkaline cleaned	
Chromium	0.020	0.0084
Copper	0.089	0.046
Lead	0.0070	0.0060
Nickel	0.089	0.059
Zinc	0.068	0.028
Oil and grease	0.93	0.56
TSS	1.91	0.91
pH	(¹)	(¹)

¹ Within the range of 7.5 to 10.0 at all times.

(k) Subpart A—Pickling Rinse BPT Effluent Limitations.

§ 468.11

Pollutant or pollutant property	Maximum for any 1 day	Maximum for monthly average
	Metric units—mg/off-kg of copper or copper alloy pickled English units—pounds per/1,000,000 off-pounds of copper or copper alloy pickled	
Chromium	1.593	0.651
Copper	6.881	3.622
Lead	0.543	0.470
Nickel	6.954	4.599
Zinc	5.288	2.209
Oil and grease	72.440	43.464
TSS	148.502	70.629
pH	(¹)	(¹)

¹ Within the range of 7.5 to 10.0 at all times.

(l) Subpart A—Pickling Rinse for Forged Parts BPT Effluent Limitations.

Pollutant or pollutant property	Maximum for any 1 day	Maximum for monthly average
	Metric units—mg/off-kg of copper or copper alloy forged parts pickled English units—pounds per/1,000,000 off-pounds of copper or copper alloy forged parts pickled	
Chromium	1.723	0.705
Copper	7.444	3.918
Lead	0.587	0.509
Nickel	7.522	4.975
Zinc	5.720	2.389
Oil and grease	78.360	47.016
TSS	160.638	76.401
pH	(¹)	(¹)

¹ Within the range of 7.5 to 10.0 at all times.

(m) Subpart A—Pickling Bath BPT Effluent Limitations.

Pollutant or pollutant property	Maximum for any 1 day	Maximum for monthly average
	Metric units—mg/off-kg of copper or copper alloy pickled English units—pounds per 1,000,000 off-pounds of copper or copper alloy pickle	
Chromium	0.051	0.020
Copper	0.220	0.116
Lead	0.017	0.015
Nickel	0.222	0.147
Zinc	0.169	0.070
Oil and grease	2.320	1.392
TSS	4.756	2.262
pH	(¹)	(¹)

¹ Within the range of 7.5 to 10.0 at all times.

40 CFR Ch. I (7–1–21 Edition)

(n) Subpart A—Pickling Fume Scrubber BPT Effluent Limitations.

Pollutant or pollutant property	Maximum for any 1 day	Maximum for monthly average
	Metric units—mg/off-kg of copper or copper alloy pickled English units—pounds per 1,000,000 off-pounds of copper or copper alloy pickled	
Chromium	0.275	0.112
Copper	1.189	0.626
Lead	0.093	0.081
Nickel	1.201	0.795
Zinc	0.913	0.381
Oil and grease	12.520	7.512
TSS	25.666	12.207
pH	(¹)	(¹)

¹ Within the range of 7.5 to 10.0 at all times.

(o) Subpart A—Tumbling or Burnishing BPT Effluent Limitations.

Pollutant or pollutant property	Maximum for any 1 day	Maximum for monthly average
	Metric units—mg/off-kg of copper or copper alloy tumbled or burnished English units—pounds per 1,000,000 off-pounds of copper or copper alloy tumbled or burnished	
Chromium	0.256	0.104
Copper	1.107	0.583
Lead	0.087	0.075
Nickel	1.119	0.740
Zinc	0.851	0.355
Oil and grease	11.660	6.996
TSS	23.903	11.368
pH	(¹)	(¹)

¹ Within the range of 7.5 to 10.0 at all times.

(p) Subpart A—Surface Coating BPT Effluent Limitations.

Environmental Protection Agency

§ 468.12

Pollutant or pollutant property	Maximum for any 1 day	Maximum for monthly average
	Metric units—mg/off-kg of copper or copper alloy surface coated	
	English units—pounds per 1,000,000 off-pounds of copper or copper alloy surface coated	
Chromium	0.326	0.133
Copper	1.411	0.743
Lead	0.111	0.096
Nickel	1.426	0.943
Zinc	1.084	0.453
Oil and grease	14.680	8.916
TSS	30.463	14.488
ph	(¹)	(¹)

¹ Within the range of 7.5 to 10.0 at all times.

(q) Subpart A—Miscellaneous Waste Streams BPT Effluent Limitations.

Pollutant or pollutant property	Maximum for any 1 day	Maximum for monthly average
	Metric units—mg/off-kg of copper or copper alloy formed	
	English units—pounds per 1,000,000 off-pounds of copper or copper alloy formed	
Chromium	0.009	0.003
Copper	0.041	0.021
Lead	0.003	0.002
Nickel	0.041	0.027
Zinc	0.031	0.013
Oil and grease	0.436	0.261
TSS	0.893	0.425
pH	(¹)	(¹)

¹ Within the range of 7.5 to 10.0 at all times.

§ 468.12 Effluent limitations representing the degree of effluent reduction attainable by the application of the best available technology economically achievable.

Except as provided in 40 CFR 125.30 through 125.32, any existing point source subject to this subpart must achieve the following effluent reduction attainable by the application of the best available technology economically achievable (BAT):

(a) Subpart A—Hot Rolling Spent Lubricant BAT Effluent Limitations.

Pollutant or pollutant property	Maximum for any 1 day	Maximum for monthly average
	Metric units—mg/off-kg of copper or copper alloy hot rolled	
	English Units—pounds per 1,000,000 off-pounds of copper or copper alloy hot rolled	
Chromium	0.045	0.018
Copper	0.195	0.103
Lead	0.015	0.013
Nickel	0.197	0.130
Zinc	0.150	0.062

(b) Subpart A—Cold Rolling Spent Lubricant BAT Effluent Limitations.

Pollutant or pollutant property	Maximum for any 1 day	Maximum for monthly average
	Metric units—mg/off-kg of copper or copper alloy cold rolled	
	English units—pounds per 1,000,000 off-pounds of copper or copper alloy cold rolled	
Chromium	0.166	0.068
Copper	0.720	0.379
Lead	0.056	0.049
Nickel	0.727	0.481
Zinc	0.553	0.231

(c) Subpart A—Drawing Spent Lubricant BAT Effluent Limitations.

Pollutant or pollutant property	Maximum for any 1 day	Maximum for monthly average
	Metric units—mg/off-kg of copper or copper alloy drawn	
	English units—pounds per 1,000,000 off-pounds of copper or copper alloy drawn	
Chromium	0.037	0.015
Copper	0.161	0.085
Lead	0.012	0.011
Nickel	0.163	0.107
Zinc	0.124	0.051

(d) Subpart A—Solution Heat Treatment BAT Effluent Limitations.

§ 468.12

40 CFR Ch. I (7–1–21 Edition)

Pollutant or pollutant property	Maximum for any 1 day	Maximum for monthly average
	Metric units—mg/off-kg of copper or copper alloy heat treated	
	English units—pounds per 1,000,000 off-pounds of copper or copper alloy heat treated	
Chromium	0.284	0.116
Copper	1.227	0.646
Lead	0.096	0.083
Nickel	1.240	0.820
Zinc	0.943	0.394

(e) Subpart A—Extrusion Heat Treatment BAT Effluent Limitations.

Pollutant or pollutant property	Maximum for any 1 day	Maximum for monthly average
	Metric Units—mg/off-kg of copper or copper alloy heat treated on an extrusion press	
	English Units—pounds per/ 1,000,000 off-pounds of copper or copper alloy heat treated on an extrusion press	
Chromium	0.00088	0.00036
Copper	0.003	0.0020
Lead	0.0003	0.00026
Nickel	0.003	0.002
Zinc	0.002	0.001

(f) Subpart A—Annealing with Water BAT Effluent Limitations.

Pollutant or pollutant property	Maximum for any 1 day	Maximum for monthly average
	Metric Units—mg/off-kg of copper or copper alloy annealed with water	
	English Units—pounds per/ 1,000,000 off-pounds of copper or copper alloy annealed with water	
Chromium	0.545	0.223
Copper	2.356	1.240
Lead	0.186	0.161
Nickel	2.380	1.574
Zinc	1.810	0.756

(g) Subpart A—Annealing with Oil BAT Effluent Limitations.

Pollutant or pollutant property	Maximum for any 1 day	Maximum for monthly average
	Metric units—mg/off-kg of copper or copper alloy annealed with oil	
	English units—pounds per 1,000,000 off-pounds of copper or copper alloy annealed with oil	
Chromium	0	0
Copper	0	0
Lead	0	0
Nickel	0	0
Zinc	0	0

(h) Subpart A—Alkaline Cleaning Rinse BAT Effluent Limitations.

Pollutant or pollutant property	Maximum for any 1 day	Maximum for monthly average
	Metric units—mg/off-kg of copper or copper alloy alkaline cleaned	
	English units—pounds per 1,000,000 off-pounds of copper or copper alloy alkaline cleaned	
Chromium	1.854	0.758
Copper	8.006	4.214
Lead	0.632	0.547
Nickel	8.090	5.351
Zinc	6.152	2.570

(i) Subpart A—Alkaline Cleaning Rinse for Forged Parts BAT Effluent Limitations.

Pollutant or pollutant property	Maximum for any 1 day	Maximum for monthly average
	Metric Units—mg/off-kg of copper or copper alloy forged parts alkaline cleaned	
	English Units—pounds per 1,000,000 off-pounds of copper or copper alloy forged parts alkaline cleaned	
Chromium	5.562	2.275
Copper	24.019	12.642
Lead	1.896	1.643
Nickel	24.272	16.055
Zinc	18.457	7.711

(j) Subpart A—Alkaline Cleaning Bath BAT Effluent Limitations.

Environmental Protection Agency

§ 468.12

Pollutant or pollutant property	Maximum for any 1 day	Maximum for monthly average
	Metric Units—mg/off-kg of copper or copper alloy alkaline cleaned	
	English Units—pounds per 1,000,000 off-pounds of copper or copper alloy alkaline cleaned	
Chromium	0.020	0.0084
Copper	0.088	0.046
Lead	0.0070	0.0060
Nickel	0.089	0.059
Zinc	0.068	0.028

(k) Subpart A—Pickling Rinse BAT Effluent Limitations.

Pollutant or pollutant property	Maximum for any 1 day	Maximum for monthly average
	Metric Units—mg/off-kg of copper or copper alloy pickled	
	English Units—pounds per 1,000,000 off-pounds of copper or copper alloy pickled	
Chromium	0.574	0.235
Copper	2.481	1.306
Lead	0.195	0.169
Nickel	2.507	1.658
Zinc	1.906	0.796

(l) Subpart A—Pickling Rinse for Forged Parts BAT Effluent Limitations.

Pollutant or pollutant property	Maximum for any 1 day	Maximum for monthly average
	Metric Units—mg/off-kg of copper or copper alloy forged parts pickled	
	English Units—pounds per 1,000,000 off-pounds of copper or copper alloy forged parts pickled	
Chromium	1.723	0.705
Copper	7.444	3.918
Lead	0.587	0.509
Nickel	7.522	4.975
Zinc	5.720	2.389

(m) Subpart A—Pickling Bath BAT Effluent Limitations.

Pollutant or pollutant property	Maximum for any 1 day	Maximum for monthly average
	Metric units—mg/off-kg of copper or copper alloy pickled	
	English units—pounds per 1,000,000 off-pounds of copper or copper alloy pickled	
Chromium	0.051	0.020
Copper	0.220	0.116
Lead	0.017	0.015
Nickel	0.222	0.147
Zinc	0.169	0.070

(n) Subpart A—Pickling Fume Scrubber BAT Effluent Limitations.

Pollutant or pollutant property	Maximum for any 1 day	Maximum for monthly average
	Metric units—mg/off-kg of copper or copper alloy pickled	
	English units—pounds per 1,000,000 off-pounds of copper or copper alloy pickled	
Chromium	0.275	0.112
Copper	1.189	0.626
Lead	0.093	0.081
Nickel	1.201	0.795
Zinc	0.913	0.381

(o) Subpart A—Tumbling or Burnishing BAT Effluent Limitations.

Pollutant or pollutant property	Maximum for any 1 day	Maximum for monthly average
	Metric units—mg/off-kg of copper or copper alloy tumbled or burnished	
	English units—pound per 1,000,000 off-pounds of copper or copper alloy tumbled or burnished	
Chromium	0.256	0.104
Copper	1.107	0.583
Lead	0.087	0.075
Nickel	1.119	0.740
Zinc	0.851	0.355

(p) Subpart A—Surface Coating BAT Effluent Limitations.

§ 468.13

40 CFR Ch. I (7–1–21 Edition)

Pollutant or pollutant property	Maximum for any 1 day	Maximum for monthly average
	Metric units—mg/off-kg of copper or copper alloy surface coated	
	English units—pounds per 1,000,000 off-pounds of copper or copper alloy surface coated	
Chromium	0.326	0.133
Copper	1.411	0.743
Lead	0.111	0.096
Nickel	1.426	0.943
Zinc	1.084	0.453

(q) Subpart A—Miscellaneous Waste Streams BAT Effluent Limitations.

Pollutant or pollutant property	Maximum for any 1 day	Maximum for monthly average
	Metric units—mg/off-kg of copper or copper alloy formed	
	English units—pounds per 1,000,000 off-pounds of copper or copper alloy formed	
Chromium	0.009	0.003
Copper	0.041	0.021
Lead	0.003	0.002
Nickel	0.041	0.027
Zinc	0.031	0.013

§ 468.13 New source performance standards (NSPS).

The following standards of performance establish the quantity or quality of pollutants or pollutant properties, controlled by this section, which may be discharged by a new source subject to the provisions of this subpart:

(a) Subpart A—Hot Rolling Spent Lubricant NSPS.

Pollutant or pollutant property	Maximum for any 1 day	Maximum for monthly average
	Metric units—mg/off-kg of copper or copper alloy hot rolled	
	English units—pounds per 1,000,000 off-pounds of copper or copper alloy hot rolled	
Chromium	0.038	0.015
Copper	0.131	0.062
Lead	0.010	0.0092
Nickel	0.056	0.038
Zinc	0.105	0.043
Oil and grease	1.030	1.030
TSS	1.545	1.236
pH	(¹)	(¹)

¹ Within the range of 7.5 to 10.0 at all times.

(b) Subpart A—Cold Rolling Spent Lubricant NSPS.

Pollutant or pollutant property	Maximum for any 1 day	Maximum for monthly average
	Metric units—mg/off-kg of copper or copper alloy cold rolled	
	English units—pounds per 1,000,000 off-pounds of copper or copper alloy cold rolled	
Chromium	0.140	0.056
Copper	0.485	0.231
Lead	0.037	0.034
Nickel	0.208	0.140
Zinc	0.386	0.159
Oil and grease	3.790	3.790
TSS	5.685	4.548
pH	(¹)	(¹)

¹ Within the range of 7.5 to 10.0 at all times.

(c) Subpart A—Drawing Spent Lubricant NSPS.

Pollutant or pollutant property	Maximum for any 1 day	Maximum for monthly average
	Metric units—mg/off-kg of copper or copper alloy drawn	
	English units—pounds per 1,000,000 off-pounds of copper or copper alloy drawn	
Chromium	0.031	0.012
Copper	0.108	0.051
Lead	0.0085	0.0076
Nickel	0.046	0.031
Zinc	0.086	0.035
Oil and grease	0.85	0.85
TSS	1.275	1.020
pH	(¹)	(¹)

¹ Within the range of 7.5 to 10.0 at all times.

Environmental Protection Agency

§ 468.13

(d) Subpart A—Solution Heat Treatment NSPS.

Pollutant or pollutant property	Maximum for any 1 day	Maximum for monthly average
	Metric units—mg/off-kg of copper or copper alloy drawn	
	English units—pounds per 1,000,000 off-pounds of copper or copper alloy heat treated	
Chromium	0.239	0.096
Copper	0.826	0.394
Lead	0.064	0.058
Nickel	0.355	0.239
Zinc	0.658	0.271
Oil and grease	6.460	6.460
TSS	9.690	7.752
pH	(¹)	(¹)

¹ Within the range of 7.5 to 10.0 at all times.

(e) Subpart A—Extrusion Heat Treatment NSPS.

Pollutant or pollutant property	Maximum for any 1 day	Maximum for monthly average
	Metric units—mg/off-kg of copper or copper alloy heat treated on an extrusion press	
	English units—pounds per 1,000,000 off-pounds of copper or copper alloy heat treated on and extrusion press	
Chromium	0.00074	0.00030
Copper	0.0020	0.0010
Lead	0.00020	0.00018
Nickel	0.0010	0.00074
Zinc	0.0020	0.00084
Oil and grease	0.020	0.020
TSS	0.030	0.024
pH	(¹)	(¹)

¹ Within the range of 7.5 to 10.0 at all times.

(f) Subpart A—Annealing with Water NSPS.

Pollutant or pollutant property	Maximum for any 1 day	Maximum for monthly average
	Metric units—mg/off-kg of copper or copper alloy annealed with water	
	English units—pounds per 1,000,000 off-pounds of copper or copper alloy annealed with water	
Chromium	0.458	0.186
Copper	1.587	0.756
Lead	0.124	0.111
Nickel	0.682	0.458
Zinc	1.264	0.520
Oil and grease	12.400	12.400
TSS	18.600	14.880
pH	(¹)	(¹)

¹ Within the range of 7.5 to 10.0 at all times.

(g) Subpart A—Annealing with Oil NSPS.

Pollutant or pollutant property	Maximum for any 1 day	Maximum for monthly average
	Metric units—mg/off-kg of copper or copper alloy annealed with oil	
	English units—pounds per 1,000,000 off-pounds of copper or copper alloy annealed with oil	
Chromium	0	0
Copper	0	0
Lead	0	0
Nickel	0	0
Zinc	0	0
Oil and grease	0	0
TSS	0	0
pH	(¹)	(¹)

¹ Within the range of 7.5 to 10.0 at all times.

(h) Subpart A—Alkaline Cleaning Rinse NSPS.

Pollutant or pollutant property	Maximum for any 1 day	Maximum for monthly average
	Metric units—mg/off-kg of copper or copper alloy alkaline cleaned	
	English units—pounds per 1,000,000 off-pounds of copper or copper alloy alkaline cleaned	
Chromium	1.559	0.632
Copper	5.393	2.570
Lead	0.421	0.379
Nickel	2.317	1.559
Zinc	4.298	1.769
Oil and grease	42.140	42.140
TSS	63.210	50.568
pH	(¹)	(¹)

¹ Within the range of 7.5 to 10.0 at all times.

§ 468.13

40 CFR Ch. I (7–1–21 Edition)

(i) Subpart A—Alkaline Cleaning Rinse for Forged Parts NSPS.

Pollutant or pollutant property	Maximum for any 1 day	Maximum for monthly average
	Metric units—mg/off-kg of copper or copper alloy forged parts alkaline cleaned	
	English units—pounds per 1,000,000 off-pounds of copper or copper alloy forged parts alkaline cleaned	
Chromium	4.677	1.896
Copper	16.181	7.711
Lead	1.264	1.137
Nickel	6.953	4.677
Zinc	12.894	5.309
Oil and grease	126.420	126.420
TSS	189.630	151.704
pH	(¹)	(¹)

¹ Within the range of 7.5 to 10.0 at all times.

(j) Subpart A—Alkaline Cleaning Bath NSPS.

Pollutant or pollutant property	Maximum for any 1 day	Maximum for monthly average
	Metric units—mg/off-kg of copper or copper alloy alkaline cleaned	
	English units—pounds per 1,000,000 off-pounds of copper or copper alloy alkaline cleaned	
Chromium	0.017	0.0070
Copper	0.059	0.028
Lead	0.0046	0.0042
Nickel	0.025	0.017
Zinc	0.047	0.019
Oil and grease	0.46	0.46
TSS	0.70	0.56
pH	(¹)	(¹)

¹ Within the range of 7.5 to 10.0 at all times.

(k) Subpart A—Pickling Rinse NSPS.

Pollutant or pollutant property	Maximum for any 1 day	Maximum for monthly average
	Metric units—mg/off-kg of copper or copper alloy pickled	
	English units—pounds per 1,000,000 off-pounds of copper or copper alloy pickled	
Chromium	0.216	0.087
Copper	0.748	0.356
Lead	0.058	0.052
Nickel	0.321	0.216
Zinc	0.596	0.245
Oil and grease	5.850	5.850
TSS	8.775	7.020
pH	(¹)	(¹)

¹ Within the range of 7.5 to 10.0 at all times.

(l) Subpart A—Pickling Rinse for Forged Parts NSPS.

Pollutant or pollutant property	Maximum for any 1 day	Maximum for monthly average
	Metric units—mg/off-kg of copper or copper alloy forged parts pickled	
	English units—pounds per 1,000,000 off-pounds of copper or copper alloy forged parts pickled	
Chromium	0.649	0.263
Copper	2.246	1.070
Lead	0.175	0.157
Nickel	0.965	0.649
Zinc	1.790	0.737
Oil and grease	17.550	17.550
TSS	26.325	21.060
pH	(¹)	(¹)

¹ Within the range of 7.5 to 10.0 at all times.

(m) Subpart A—Pickling Bath NSPS.

Pollutant or pollutant property	Maximum for any 1 day	Maximum for monthly average
	Metric units—mg/off-kg of copper or copper alloy pickled	
	English units—pounds per 1,000,000 off-pounds of copper or copper alloy pickled	
Chromium	0.042	0.017
Copper	0.148	0.070
Lead	0.011	0.010
Nickel	0.063	0.042
Zinc	0.118	0.048
Oil and grease	1.160	1.160
TSS	1.740	1.392
pH	(¹)	(¹)

¹ Within the range of 7.5 to 10.0 at all times.

Environmental Protection Agency

§ 468.14

(n) Subpart A—Pickling Fume Scrubber NSPS.

Pollutant or pollutant property	Maximum for any 1 day	Maximum for monthly average
	Metric units—mg/off-kg of copper or copper alloy pickled.	
	English units—pounds per 1,000,000 off-pounds of copper or copper alloy pickled	
Chromium	0.231	0.093
Copper	0.801	0.381
Lead	0.062	0.056
Nickel	0.344	0.231
Zinc	0.638	0.262
Oil and grease	6.260	6.260
TSS	9.390	7.512
pH	(¹)	(¹)

¹ Within the range of 7.5 to 10.0 at all times.

(o) Subpart A—Tumbling or Bur-nishing NSPS.

Pollutant or pollutant property	Maximum for any 1 day	Maximum for monthly average
	Metric units—mg/off-kg of copper or copper tum-bled or burnished	
	English units—pounds per 1,000,000 off-pounds of copper or copper alloy tumbled or burnished	
Chromium	0.215	0.087
Copper	0.746	0.355
Lead	0.058	0.052
Nickel	0.320	0.215
Zinc	0.594	0.244
Oil and grease	5.830	5.830
TSS	8.745	6.996
pH	(¹)	(¹)

¹ Within the range of 7.5 to 10.0 at all times.

(p) Subpart A—Surface Coating NSPS.

Pollutant or pollutant property	Maximum for any 1 day	Maximum for monthly average
	Metric units—mg/off-kg of copper or copper alloy surface coated	
	English units—pounds per 1,000,000 off-pounds of copper or copper alloy surface coated	
Chromium	0.274	0.111
Copper	0.951	0.453
Lead	0.074	0.066
Nickel	0.408	0.274
Zinc	0.757	0.312
Oil and grease	7.430	7.430
TSS	11.145	8.916
pH	(¹)	(¹)

¹ Within the range of 7.5 to 10.0 at all times.

(q) Subpart A—Miscellaneous Waste Streams NSPS.

Pollutant or pollutant property	Maximum for any 1 day	Maximum for monthly average
	Metric units—mg/off-kg of copper or copper alloy formed	
	English units—pounds/ 1,000,000 off-pounds of copper or copper alloy formed	
Chromium	0.008	0.003
Copper	0.027	0.013
Lead	0.0021	0.0019
Nickel	0.011	0.008
Zinc	0.022	0.009
Oil and grease	0.218	0.218
TSS	0.327	0.261
pH	(¹)	(¹)

Within the range of 7.5 to 10.0 at all times.

[48 FR 36957, Aug. 15, 1983; 48 FR 50718, Nov. 3, 1983]

§ 468.14 Pretreatment standards for existing sources (PSES).

Except as provided in 40 CFR 403.7 and 403.13, any existing source subject to this subpart which introduces pol-lutants into a publicly owned treat-ment works must comply with 40 CFR part 403 and achieve the following pretreatment standards for existing sources:

(a) Subpart A—Hot Rolling Spent Lu-bricant PSES.

§ 468.14

40 CFR Ch. I (7–1–21 Edition)

Pollutant or pollutant property	Maximum for any 1 day	Maximum for monthly average
	Metric units—mg/off-kg of copper or copper alloy hot rolled	
	English units—pounds per 1,000,000 off-pounds of copper or copper alloy hot rolled	
Chromium	0.045	0.018
Copper	0.195	0.103
Lead	0.015	0.013
Nickel	0.197	0.130
Zinc	0.150	0.062
TTO	0.066	0.035
Oil and grease ¹	2.060	1.236

¹ For alternate monitoring.

(b) Subpart A—Cold Rolling Spent Lubricant PSES.

Pollutant or pollutant property	Maximum for any 1 day	Maximum for monthly average
	Metric units—mg/off-kg of copper or copper alloy cold rolled	
	English units—pounds per 1,000,000 off-pounds of copper or copper alloy cold rolled	
Chromium	0.166	0.068
Copper	0.720	0.379
Lead	0.056	0.049
Nickel	0.727	0.481
Zinc	0.553	0.231
TTO	0.246	0.128
Oil and grease ¹	7.580	4.548

¹ For alternate monitoring.

(c) Subpart A—Drawing Spent Lubricant PSES.

Pollutant or pollutant property	Maximum for any 1 day	Maximum for monthly average
	Metric units—mg/off-kg of copper or copper alloy drawn	
	English units—pounds per 1,000,000 off-pounds of copper or copper alloy drawn	
Chromium	0.037	0.015
Copper	0.161	0.085
Lead	0.012	0.011
Nickel	0.163	0.107
Zinc	0.124	0.051
TTO	0.055	0.028
Oil and grease ¹	1.700	1.020

¹ For alternate monitoring.

(d) Subpart A—Solution Heat Treatment PSES.

Pollutant or pollutant property	Maximum for any 1 day	Maximum for monthly average
	Metric units—mg/off-kg of copper or copper alloy heat treated	
	English units—pounds per 1,000,000 off-pounds of copper or copper alloy heat treated	
Chromium	0.284	0.116
Copper	1.227	0.646
Lead	0.096	0.083
Nickel	1.240	0.820
Zinc	0.943	0.394
TTO	0.419	0.219
Oil and grease ¹	12.920	7.752

¹ For alternate monitoring.

(e) Subpart A—Extrusion Heat Treatment PSES.

Pollutant or pollutant property	Maximum for any 1 day	Maximum for monthly average
	Metric units—mg/off-kg of copper or copper alloy heat treated on an extrusion press	
	English units—pounds per 1,000,000 off-pounds of copper or copper alloy heat treated on an extrusion press	
Chromium	0.00088	0.00036
Copper	0.0030	0.0020
Lead	0.00030	0.00026
Nickel	0.0030	0.0020
Zinc	0.0020	0.0010
TTO	0.0010	0.00068
Oil and grease ¹	0.040	0.024

¹ For alternate monitoring.

(f) Subpart A—Annealing with Water PSES.

Environmental Protection Agency

\$468.14

Pollutant or pollutant property	Maximum for any 1 day	Maximum for monthly average
	Metric units—mg/off-kg of copper or copper alloy annealed with water	
	English units—pounds per 1,000,000 off-pounds of copper or copper alloy annealed with water	
Chromium	0.545	0.223
Copper	2.356	1.240
Lead	0.186	0.161
Nickel	2.380	1.574
Zinc	1.810	0.756
TTO	0.806	0.421
Oil and grease ¹	24.800	14.880

¹ For alternate monitoring.

(g) Subpart A—Annealing With Oil PSES.

Pollutant or pollutant property	Maximum for any 1 day	Maximum for monthly average
	Metric units—mg/off-kg of copper or copper alloy annealed with oil	
	English units—pounds per 1,000,000 off-pounds of copper or copper alloy annealed with oil	
Chromium	0	0
Copper	0	0
Lead	0	0
Nickel	0	0
Zinc	0	0
TTO	0	0
Oil and grease ¹	0	0

¹ For alternate monitoring.

(h) Subpart A—Alkaline Cleaning Rinse PSES.

Pollutant or pollutant property	Maximum for any 1 day	Maximum for monthly average
	Metric units—mg/off-kg of copper or copper alloy alkaline cleaned	
	English units—pounds per 1,000,000-off pounds of copper or copper alloy alkaline cleaned	
Chromium	1.854	0.758
Copper	8.006	4.214
Lead	0.632	0.547
Nickel	8.090	5.351
Zinc	6.152	2.570
TTO	2.739	1.432
Oil and grease ¹	84.280	50.568

¹ For alternate monitoring.

(i) Subpart A—Alkaline Cleaning Rinse for Forged Parts PSES.

Pollutant or pollutant property	Maximum for any 1 day	Maximum for monthly average
	Metric units—mg/off-kg of copper or copper alloy forged parts alkaline cleaned	
	English units—pounds per 1,000,000 off—pounds of copper or copper alloy forged parts alkaline cleaned	
Chromium	5.562	2.275
Copper	24.019	12.642
Lead	1.896	1.643
Nickel	24.272	16.055
Zinc	18.457	7.711
TTO	8.217	4.298
Oil and grease ¹	252.840	151.704

¹ For alternate monitoring.

(j) Subpart A—Alkaline Cleaning Bath PSES.

Pollutant or pollutant property	Maximum for any 1 day	Maximum for monthly average
	Metric units—mg/off-kg of copper or copper alloy alkaline cleaned	
	English units—pounds per 1,000,000 off—pounds of copper or copper alloy alkaline cleaned	
Chromium	0.020	0.0084
Copper	0.068	0.046
Lead	0.0070	0.0060
Nickel	0.089	0.059
Zinc	0.068	0.028
TTO	0.030	0.015
Oil and grease ¹	0.93	0.56

¹ For alternate monitoring.

(k) Subpart A—Pickling Rinse PSES.

Pollutant or pollutant property	Maximum for any 1 day	Maximum for monthly average
	Metric units—mg/off-kg of copper or copper alloy pickled	
	English units—pounds per 1,000,000 of pounds of copper or copper alloy pickled	
Chromium	0.574	0.235
Copper	2.481	1.306
Lead	0.195	0.169
Nickel	2.507	1.658
Zinc	1.906	0.796
TTO	0.848	0.444
Oil and grease ¹	26.120	15.672

¹ For alternate monitoring.

(l) Subpart A—Pickling Rinse for Forged Parts PSES.

§ 468.14

Pollutant or pollutant property	Maximum for any 1 day	Maximum for monthly average
	Metric units—mg/off-kg of copper or copper alloy forged parts pickled	
	English units—pounds per 1,000,000 off-pounds of copper or copper alloy forged parts pickled	
Chromium	1.723	0.705
Copper	7.444	3.918
Lead	0.587	0.509
Nickel	7.522	4.975
Zinc	5.720	2.389
TTO	2.546	1.332
Oil and grease ¹	78.360	47.016

¹ For alternate monitoring.

(m) Subpart A—Pickling Bath PSES.

Pollutant or pollutant property	Maximum for any 1 day	Maximum for monthly average
	Metric units—mg/off-kg of copper or copper alloy pickled	
	English units—pounds per 1,000,000 off-pounds of copper or copper alloy pickled	
Chromium	0.051	0.020
Copper	0.220	0.116
Lead	0.017	0.015
Nickel	0.222	0.147
Zinc	0.169	0.070
TTO	0.075	0.039
Oil and grease ¹	2.320	1.392

¹ For alternate monitoring.

(n) Subpart A—Pickling Fume Scrubber PSES

Pollutant or pollutant property	Maximum for any 1 day	Maximum for monthly average
	Metric units—mg/off-kg of copper or copper alloy pickled	
	English units—pounds per 1,000,000 off-pounds of copper or copper alloy pickled	
Chromium	0.275	0.112
Copper	1.189	0.626
Lead	0.093	0.081
Nickel	1.201	0.795
Zinc	0.913	0.381
TTO	0.406	0.212
Oil and grease ¹	12.520	7.512

¹ For alternate monitoring.

(o) Subpart A—Tumbling or Burnishing PSES.

40 CFR Ch. I (7–1–21 Edition)

Pollutant or pollutant property	Maximum for any 1 day	Maximum for monthly average
	Metric units—mg/off-kg of copper or copper alloy tumbled or burnished	
	English units—pounds per 1,000,000 off-pounds of copper or copper alloy tumbled or burnished	
Chromium	0.256	0.104
Copper	1.107	0.583
Lead	0.087	0.075
Nickel	1.119	0.740
Zinc	0.851	0.355
TTO	0.378	0.198
Oil and grease ¹	11.660	6.996

¹ For alternate monitoring.

(p) Subpart A—Surface Coating PSES.

Pollutant or pollutant property	Maximum for any 1 day	Maximum for monthly average
	Metric units—mg/off-kg of copper or copper alloy surface coated	
	English units—pounds per 1,000,000 off-pounds of copper or copper alloy surface coated	
Chromium	0.326	0.133
Copper	1.411	0.743
Lead	0.111	0.096
Nickel	1.426	0.943
Zinc	1.084	0.453
TTO	0.482	0.252
Oil and grease ¹	14.860	8.916

¹ For alternate monitoring.

(q) Subpart A—Miscellaneous Waste Streams PSES.

Pollutant or pollutant property	Maximum for any 1 day	Maximum for monthly average
	Metric units—mg/off-kg of copper or copper alloy formed	
	English units—pounds per 1,000,000 off pounds of copper or copper alloy formed	
Chromium	0.009	0.003
Copper	0.041	0.021
Lead	0.003	0.002
Nickel	0.041	0.027
Zinc	0.031	0.013
TTO	0.014	0.007
Oil and grease ¹	0.436	0.261

¹ For alternate monitoring.

[48 FR 36957, Aug. 15, 1983, as amended at 51 FR 22521, June 20, 1986]

Environmental Protection Agency

§ 468.15

§ 468.15 Pretreatment standards for new sources (PSNS).

Except as provided in 40 CFR 403.7, any new source subject to this subpart which introduces pollutants into a publicly owned treatment works must comply with 40 CFR part 403 and achieve the following pretreatment sources for new sources:

(a) Subpart A—Hot Rolling Spent Lubricant PSNS.

Pollutant or pollutant property	Maximum for any one day	Maximum for monthly average
	Metric units—mg/off-kg of copper or copper alloy hot rolled	
	English units—pounds per 1,000,000 off-pounds of copper or copper alloy hot rolled	
Chromium	0.038	0.015
Copper	0.131	0.062
Lead	0.010	0.0092
Nickel	0.056	0.038
Zinc	0.105	0.043
TTO	0.035	0.035
Oil and grease ¹	1.030	1.030

¹ For alternate monitoring.

(b) Subpart A—Cold Rolling Spent Lubricant PSNS.

Pollutant or pollutant property	Maximum for any one day	Maximum for monthly average
	Metric units—mg/off-kg of copper or copper alloy cold rolled	
	English units—pounds per 1,000,000 off-pounds of copper or copper alloy cold rolled	
Chromium	0.140	0.056
Copper	0.485	0.231
Lead	0.037	0.034
Nickel	0.208	0.140
Zinc	0.386	0.159
TTO	0.128	0.128
Oil and grease ¹	3.790	3.790

¹ For alternate monitoring.

(c) Subpart A—Drawing Spent Lubricant PSNS.

Pollutant or pollutant property	Maximum for any 1 day	Maximum for monthly average
	Metric units—mg/off-kg of copper or copper alloy drawn	
	English units—pounds per 1,000,000 off-pounds of copper or copper alloy drawn	
Chromium	0.031	0.012
Copper	0.108	0.051
Lead	0.0085	0.0076
Nickel	0.046	0.031
Zinc	0.086	0.035
TTO	0.028	0.028
Oil and grease ¹	0.850	0.850

¹ For alternate monitoring.

(d) Subpart A—Solution Heat Treatment PSNS.

Pollutant or pollutant property	Maximum for any 1 day	Maximum for monthly average
	Metric units—mg/off-kg of copper or copper alloy heat treated	
	English units—pounds per 1,000,000 off-pounds of copper or copper alloy heat treated	
Chromium	0.239	0.096
Copper	0.826	0.394
Lead	0.064	0.058
Nickel	0.355	0.239
Zinc	0.658	0.271
TTO	0.219	0.219
Oil and grease ¹	6.460	6.460

¹ For alternate monitoring.

(e) Subpart A—Extrusion Heat Treatment PSNS.

Pollutant or pollutant property	Maximum for any 1 day	Maximum for monthly average
	Metric units—mg/off-kg of copper or copper alloy heat treated on an extrusion press	
	English units—pounds per 1,000,000 off-pounds of copper or copper alloy heat treated on an extrusion press	
Chromium	0.00074	0.00030
Copper	0.0020	0.0010
Lead	0.00020	0.00018
Nickel	0.0010	0.00074
Zinc	0.0020	0.00084
TTO	0.00068	0.00068
Oil and grease ¹	0.020	0.020

¹ For alternate monitoring.

(f) Subpart A—Annealing with Water PSNS.

§ 468.15

Pollutant or pollutant property	Maximum for any 1 day	Maximum for monthly average
	Metric units—mg/off-kg of copper or copper alloy annealed with water	
	English units—pounds per 1,000,000 off-pounds of copper or copper alloy annealed with water	
Chromium	0.458	0.186
Copper	1.587	0.756
Lead	0.124	0.111
Nickel	0.682	0.458
Zinc	1.264	0.520
TTO	0.421	0.421
Oil and grease ¹	12.400	12.400

¹ For alternate monitoring.

(g) Subpart A—Annealing With Oil PSNS.

Pollutant or pollutant property	Maximum for any 1 day	Maximum for monthly average
	Metric units—mg/off-kg of copper or copper alloy annealed with oil	
	English units—pounds per 1,000,000 off-pounds of copper or copper alloy annealed with oil	
Chromium	0	0
Copper	0	0
Lead	0	0
Nickel	0	0
Zinc	0	0
TTO	0	0
Oil and grease ¹	0	0

¹ For alternate monitoring.

(h) Subpart A—Alkaline Cleaning Rinse PSNS.

Pollutant or pollutant property	Maximum for any 1 day	Maximum for monthly average
	Metric units—mg/off-kg of copper or copper alloy alkaline cleaned	
	English units—pounds per 1,000,000 off-pounds of copper or copper alloy alkaline cleaned	
Chromium	1.559	0.632
Copper	5.393	2.570
Lead	0.421	0.379
Nickel	2.317	1.559
Zinc	4.298	1.769
TTO	1.432	1.432
Oil and grease ¹	42.140	42.140

¹ For alternate monitoring.

(i) Subpart A—Alkaline Cleaning Rinse for Forged Parts PSNS.

40 CFR Ch. I (7–1–21 Edition)

Pollutant or pollutant property	Maximum for any 1 day	Maximum for monthly average
	Metric units—mg/off-kg of copper or copper alloy forged parts alkaline cleaned	
	English units—pounds per 1,000,000 off-pounds of copper or copper alloy forged parts alkaline cleaned	
Chromium	4.677	1.896
Copper	16.181	7.711
Lead	1.264	1.137
Nickel	6.953	4.677
Zinc	12.894	5.309
TTO	4.298	4.298
Oil and grease ¹	126.420	126.420

¹ For alternate monitoring.

(j) Subpart A—Alkaline Cleaning Bath PSNS.

Pollutant or pollutant property	Maximum for any 1 day	Maximum for monthly average
	Metric units—mg/off-kg of copper or copper alloy alkaline cleaned	
	English units—pounds per 1,000,000 off-pounds of copper or copper alloy alkaline cleaned	
Chromium	0.017	0.0070
Copper	0.059	0.028
Lead	0.0046	0.0042
Nickel	0.025	0.017
Zinc	0.047	0.019
TTO	0.015	0.015
Oil and grease ¹	0.46	0.46

¹ For alternate monitoring.

(k) Subpart A—Pickling Rinse PSNS.

Pollutant or pollutant property	Maximum for any 1 day	Maximum for monthly average
	Metric units—mg/off-kg of copper or copper alloy pickled	
	English units—pounds per 1,000,000 off-pounds of copper or copper alloy pickled	
Chromium	0.216	0.087
Copper	0.748	0.356
Lead	0.058	0.052
Nickel	0.321	0.216
Zinc	0.596	0.245
TTO	0.198	0.198
Oil and grease ¹	5.850	5.850

¹ For alternate monitoring.

(l) Subpart A—Pickling Rinse for Forged Parts PSNS.

Environmental Protection Agency

§ 468.15

Pollutant or pollutant property	Maximum for any 1 day	Maximum for monthly average
	Metric units—mg/off-kg of copper or copper alloy forged parts pickled	
	English units—pounds per 1,000,000 off-pounds of copper or copper alloy forged parts pickled	
Chromium	0.649	0.263
Copper	2.246	1.070
Lead	0.175	0.157
Nickel	0.965	0.649
Zinc	1.790	0.737
TTO	0.596	0.596
Oil and grease ¹	17.550	17.550

¹ For alternate monitoring.

(m) Subpart A—Pickling Bath PSNS.

Pollutant or pollutant property	Maximum for any 1 day	Maximum for monthly average
	Metric units—mg/off-kg of copper or copper alloy pickled	
	English units—pounds per 1,000,000 off-pounds of copper or copper alloy pickled	
Chromium	0.042	0.017
Copper	0.148	0.070
Lead	0.011	0.010
Nickel	0.063	0.042
Zinc	0.118	0.048
TTO	0.039	0.039
Oil and grease ¹	1.160	1.160

¹ For alternate monitoring.

(n) Subpart A—Pickling Fume Scrubber PSNS.

Pollutant or pollutant property	Maximum for any 1 day	Maximum for monthly average
	Metric units—mg/off-kg of copper or copper alloy pickled	
	English units—pounds per 1,000,000 off-pounds of copper or copper alloy pickled	
Chromium	0.231	0.093
Copper	0.801	0.381
Lead	0.062	0.056
Nickel	0.344	0.231
Zinc	0.638	0.262
TTO	0.212	0.212
Oil and grease ¹	6.260	6.260

¹ For alternate monitoring.

(o) Subpart A—Tumbling or Burnishing PSNS.

Pollutant or pollutant property	Maximum for any 1 day	Maximum for monthly average
	Metric units—mg/off-kg of copper or copper alloy tumbled or burnished	
	English units—pounds per 1,000,000 off-pounds of copper or copper alloy tumbled or burnished	
Chromium	0.215	0.087
Copper	0.746	0.355
Lead	0.058	0.052
Nickel	0.320	0.215
Zinc	0.594	0.244
TTO	0.198	0.198
Oil and grease ¹	5.830	5.830

¹ For alternate monitoring.

(p) Subpart A—Surface Coating PSNS.

Pollutant or pollutant property	Maximum for any 1 day	Maximum for monthly average
	Metric units—mg/off-kg of copper or copper alloy surface coated	
	English units—pounds per 1,000,000 off-pounds of copper or copper alloy surface coated	
Chromium	0.274	0.111
Copper	0.951	0.453
Lead	0.074	0.066
Nickel	0.408	0.274
Zinc	0.757	0.312
TTO	0.252	0.252
Oil and grease ¹	7.430	7.430

¹ For alternate monitoring.

(q) Subpart A—Miscellaneous Waste Streams PSNS.

Pollutant or pollutant property	Maximum for any 1 day	Maximum for monthly average
	Metric units—mg/off-kg of copper or copper alloy formed	
	English units—pounds per 1,000,000 off-pounds of copper or copper alloy formed	
Chromium	0.008	0.003
Copper	0.027	0.013
Lead	0.0021	0.0019
Nickel	0.011	0.008
Zinc	0.022	0.009
TTO	0.007	0.007
Oil and grease ¹	0.218	0.218

¹ For alternate monitoring.

[48 FR 36957, Aug. 15, 1983; 48 FR 50719, Nov. 3, 1983]

§ 468.16

§ 468.16 Effluent limitations representing the degree of effluent reduction attainable by the application of the best conventional pollution control technology (BCT). [Reserved]

Subpart B—Beryllium Copper Forming Subcategory

§ 468.20 Applicability; description of the beryllium copper forming subcategory.

This subpart applies to discharges of pollutants to waters of the United States, and introduction of pollutants into publicly owned treatment works from the forming of beryllium copper alloys.

[51 FR 7571, Mar. 5, 1986]

PART 469—ELECTRICAL AND ELECTRONIC COMPONENTS POINT SOURCE CATEGORY

Subpart A—Semiconductor Subcategory

Sec.

- 469.10 Applicability.
- 469.11 Compliance dates.
- 469.12 Specialized definitions.
- 469.13 Monitoring.
- 469.14 Effluent limitations representing the degree of effluent reduction attainable by the application of the best practicable control technology currently available (BPT).
- 469.15 Effluent limitations representing the degree of effluent reduction attainable by the application of the best available technology economically achievable (BAT).
- 469.16 Pretreatment standards for existing sources (PSES).
- 469.17 New source performance standards (NSPS).
- 469.18 Pretreatment standards for new sources (PSNS).
- 469.19 Effluent limitations representing the degree of effluent reduction attainable by the application of the best conventional pollution control technology (BCT).

Subpart B—Electronic Crystals Subcategory

- 469.20 Applicability.
- 469.21 Compliance dates.
- 469.22 Specialized definitions.
- 469.23 Monitoring.
- 469.24 Effluent limitations representing the degree of effluent reduction attainable

40 CFR Ch. I (7–1–21 Edition)

by the application of the best practicable control technology currently available (BPT).

- 469.25 Effluent limitations representing the degree of effluent reduction attainable by the application of the best available technology economically achievable (BAT).
- 469.26 Pretreatment standards for existing sources (PSES).
- 469.27 New source performance standards (NSPS).
- 469.28 Pretreatment standards for new sources (PSNS).
- 469.29 Effluent limitations representing the degree of effluent reduction attainable by the application of the best conventional pollution control technology (BCT).

Subpart C—Cathode Ray Tube Subcategory

- 469.30 Applicability.
- 469.31 Specialized definitions.
- 469.32 Monitoring requirements.
- 469.34 Pretreatment standards for existing sources (PSES).
- 469.35 New source performance standards (NSPS).
- 469.36 Pretreatment standards for new sources (PSNS).

Subpart D—Luminescent Materials Subcategory

- 469.40 Applicability.
- 469.41 Specialized definitions.
- 469.42 New source performance standards (NSPS).
- 469.43 Pretreatment standards for new sources (PSNS).

AUTHORITY: Secs. 301, 304, 306, 307, 308, and 501 of the Clean Water Act (the Federal Water Pollution Control Act Amendments of 1972, as amended by the Clean Water Act of 1977, 33 U.S.C. 1311, 1314, 1316, 1317, 1318, and 1361; 86 Stat. 816, Pub. L. 92-500; 91 Stat. 1567, Pub. L. 95-217, unless otherwise noted.

SOURCE: 48 FR 15394, Apr. 8, 1983, unless otherwise noted.

Subpart A—Semiconductor Subcategory

§ 469.10 Applicability.

The provisions of this subpart are applicable to discharges resulting from all process operations associated with the manufacture of semiconductors, except sputtering, vapor deposition, and electroplating.

§ 469.11 Compliance dates.

The compliance deadline for the BAT fluoride limitation shall be as soon as possible as determined by the permit writer, but no later than November 8, 1985. The compliance deadline for the BAT and BCT limitations for total toxic organics (TTO) and pH, respectively, is as soon as possible as determined by the permit writer, but in no event later than July 1, 1984. The compliance date for PSES for TTO is July 1, 1984.

§ 469.12 Specialized definitions.

The definitions in 40 CFR part 401 and the chemical analysis methods in 40 CFR part 136 apply to this subpart.

In addition,

(a) The term "total toxic organics (TTO)" means the sum of the concentrations for each of the following toxic organic compounds which is found in the discharge at a concentration greater than ten (10) micrograms per liter:

- 1,2,4 Trichlorobenzene chloroform
- 1,2 Dichlorobenzene
- 1,3, Dichlorobenzene
- 1,4, Dichlorobenzene ethylbenzene
- 1,1,1 Trichloroethane methylene chloride naphthalene
- 2 Nitrophenol phenol bis (2-ethylhexyl) phthalate tetrachloroethylene toluene trichloroethylene
- 2 Chlorophenol
- 2,4 Dichlorophenol
- 4 Nitrophenol pentachlorophenol di-n-butyl phthalate anthracene
- 1,2 Diphenylhydrazine isophorone butyl benzyl phthalate
- 1,1 Dichloroethylene
- 2,4,6 Trichlorophenol carbon tetrachloride
- 1,2 Dichloroethane
- 1,1,2 Trichloroethane dichlorobromomethane

(b) The term "semiconductors" means solid state electrical devices which perform functions such as information processing and display, power handling, and interconversion between light energy and electrical energy.

(c) The term "manufacture of semiconductors" means those processes, beginning with the use of crystal wafers, which lead to or are associated with the manufacture of semiconductor devices.

[48 FR 15394, Apr. 8, 1983, as amended at 48 FR 45250, Oct. 4, 1983]

§ 469.13 Monitoring.

(a) In lieu of monitoring for TTO, the permitting authority may allow direct dischargers to include the following certification as a "comment" on the Discharge Monitoring Report required by § 122.44 (i), formerly § 122.62(i): "Based on my inquiry of the person or persons directly responsible for managing compliance with the permit limitation for total toxic organics (TTO), I certify that, to the best of my knowledge and belief, no dumping of concentrated toxic organics into the wastewaters has occurred since filing the last discharge monitoring report. I further certify that this facility is implementing the solvent management plan submitted to the permitting authority."

(b) In requesting that no monitoring of TTO be required, the direct discharger shall submit a solvent management plan that specifies to the permitting authority's satisfaction the toxic organic compounds used; the method of disposal used instead of dumping, such as reclamation, contract hauling, or incineration; and procedures for assuring that toxic organics do not routinely spill or leak into the wastewater. The permitting authority shall incorporate the plan as a provision of the permit.

(c) In lieu of monitoring for TTO, the control authority may allow industrial users of POTWs to make the following certification as a comment to the periodic reports required by § 403.12(e): "Based on my inquiry of the person or persons directly responsible for managing compliance with the pretreatment standard for total toxic organics (TTO), I certify that, to the best of my knowledge and belief, no dumping of concentrated toxic organics into the wastewaters has occurred since filing the last discharge monitoring report. I further certify that this facility is implementing the solvent management plan submitted to the control authority."

(d) In requesting that no monitoring be required, industrial users of POTWs shall submit a solvent management plan that specifies to the control authority's satisfaction the toxic organic compounds used; the method of disposal used instead of dumping, such

§ 469.14

as reclamation, contract hauling, or incineration; and procedures for assuring that toxic organics do not routinely spill or leak into the wastewater.

(Approved by the Office of Management and Budget under control number 2040-0074)

[48 FR 15394, Apr. 8, 1983, as amended at 50 FR 4515, Jan. 31, 1985]

§ 469.14 Effluent limitations representing the degree of effluent reduction attainable by the application of the best practicable control technology currently available (BPT).

Except as provided in 40 CFR 125.30 through 125.32 any existing point source subject to this subpart must achieve the following effluent limitations representing the degree of effluent reduction attainable by the application of the best practicable control technology currently available (BPT):

SUBPART A—SEMICONDUCTOR BPT EFFLUENT LIMITATIONS

Pollutant or pollutant property	Maximum for any 1 day	Average of daily values for 30 consecutive days
	Milligrams per liter (mg/l)	
TTO ¹	1.37	(²)
pH	(³)	(³)

¹ Total toxic organics.

² Not applicable.

³ Within the range of 6.0 to 9.0.

§ 469.15 Effluent limitations representing the degree of effluent reduction attainable by the application of the best available technology economically achievable (BAT).

Except as provided in 40 CFR 125.30 through 125.32 any existing point source subject to this subpart must achieve the following effluent limitations representing the degree of effluent reduction attainable by the application of the best available technology economically achievable (BAT):

40 CFR Ch. I (7-1-21 Edition)

SUBPART A—SEMICONDUCTOR BAT EFFLUENT LIMITATIONS

Pollutant or pollutant property	Maximum for any 1 day	Average of daily values for 30 consecutive days
	Milligrams per liter (mg/l)	
TTO ¹	1.37	(²)
Fluoride (T)	32.0	17.4

¹ Total toxic organics.

² Not applicable.

§ 469.16 Pretreatment standards for existing sources (PSES).

Except as provided in 40 CFR 403.7 and 403.13, any existing source subject to this subpart which introduces pollutants into a publicly owned treatment works must comply with 40 CFR part 403 and achieve the following pretreatment standards for existing sources (PSES):

(a)

SUBPART A—SEMICONDUCTOR PSES EFFLUENT LIMITATIONS

Pollutant or pollutant property	Maximum for any 1 day	Average of daily values for 30 consecutive days
	Milligrams per liter (mg/l)	
TTO ¹	1.37	(²)

¹ Total toxic organics.

² Not applicable.

(b) An existing source submitting a certification in lieu of monitoring pursuant to § 469.13 (c) and (d) of this regulation must implement the solvent management plan approved by the control authority.

§ 469.17 New source performance standards (NSPS).

Any new source subject to this subpart must achieve the following new source performance standards (NSPS).

Environmental Protection Agency

§ 469.22

SUBPART A—SEMICONDUCTOR NSPS EFFLUENT LIMITATIONS

Pollutant or pollutant property	Maximum for any 1 day	Average of daily values for 30 consecutive days
	Milligrams per liter (mg/l)	
TTO ¹	1.37	(²)
Fluoride (T)	32.0	17.4
pH	(²)	(³)

¹ Total toxic organics.

² Not applicable.

³ Within the range of 6.0 to 9.0.

§ 469.18 Pretreatment standards for new sources (PSNS).

Except as provided in 40 CFR 403.7, any new source subject to this subpart which introduces pollutants into a publicly owned treatment works must comply with 40 CFR part 403 and achieve the following pretreatment standards for new sources (PSNS):

(a)

SUBPART A—SEMICONDUCTOR PSNS EFFLUENT LIMITATIONS

Pollutant or pollutant property	Maximum for any 1 day	Average of daily values for 30 consecutive days
	Milligrams per liter (mg/l)	
TTO ¹	1.37	(²)

¹ Total toxic organics.

² Not applicable.

(b) A new source submitting a certification in lieu of monitoring pursuant to § 469.13 (c) and (d) of this regulation must implement the solvent management plan approved by the control authority.

§ 469.19 Effluent limitations representing the degree of effluent reduction attainable by the application of the best conventional pollution control technology (BCT).

Except as provided in 40 CFR 125.30 through 125.32, any existing point source subject to this subpart must achieve the following effluent limitations representing the degree of effluent reduction attainable by the application of the best conventional pollution control technology (BCT):

SUBPART A—SEMICONDUCTOR BCT EFFLUENT LIMITATIONS

Pollutant or pollutant property	Maximum for any 1 day	Average of daily values for 30 consecutive days
pH	(¹)	(¹)

¹ Within the range 6.0 to 9.0.

Subpart B—Electronic Crystals Subcategory

§ 469.20 Applicability.

(a) The provisions of this subpart are applicable to discharges resulting from the manufacture of electronic crystals.

(b) [Reserved]

§ 469.21 Compliance dates.

The compliance date for the BAT fluoride limitation is as soon as possible as determined by the permit writer but in no event later than November 8, 1985. The compliance date for PSES for total toxic organics (TTO) is July 1, 1984 and for arsenic is November 8, 1985.

[48 FR 45250, Oct. 4, 1983, as amended at 49 FR 5923, Feb. 16, 1984]

§ 469.22 Specialized definitions.

The definitions in 40 CFR part 401 and the chemical analysis methods in 40 CFR part 136 apply to this subpart. In addition,

(a) The term “total toxic organics (TTO)” means the sum of the concentrations for each of the following toxic organic compounds which is found in the discharge at a concentration greater than ten (10) micrograms per liter:

1,2,4 Trichlorobenzene chloroform
 1,2 Dichlorobenzene
 1,3, Dichlorobenzene
 1,4, Dichlorobenzene ethylbenzene
 1,1,1 Trichloroethane methylene chloride
 naphthalene
 2 Nitrophenol phenol bis (2-ethylhexyl) phthalate tetrachloroethylene toluene trichloroethylene
 2 Chlorophenol
 2,4 Dichlorophenol
 4 Nitrophenol pentachlorophenol di-n-butyl phthalate anthracene
 1,2 Diphenylhydrazine isophorone butyl benzyl phthalate
 1,1 Dichloroethylene
 2,4,6 Trichlorophenol carbon tetrachloride
 1,2 Dichloroethane

§ 469.23

1,1,2 Trichloroethane dichlorobromomethane

(b) The term “electronic crystals” means crystals or crystalline material which because of their unique structural and electronic properties are used in electronic devices. Examples of these crystals are crystals comprised of quartz, ceramic, silicon, gallium arsenide, and indium arsenide.

(c) The term “manufacture of electronic crystals” means the growing of crystals and/or the production of crystal wafers for use in the manufacture of electronic devices.

[48 FR 15394, Apr. 8, 1983, as amended at 48 FR 45250, Oct. 4, 1983]

§ 469.23 Monitoring.

The certification alternative to monitoring for Total Toxic Organics (TTO) described in § 469.13 (a), (b), (c), and (d) is applicable to this subpart.

(Approved by the Office of Management and Budget under control number 2040-0074)

[48 FR 15394, Apr. 8, 1983, as amended at 50 FR 4515, Jan. 31, 1985]

§ 469.24 Effluent limitations representing the degree of effluent reduction attainable by the application of the best practicable control technology currently available (BPT).

Except as provided in 40 CFR 125.30 through 32, any existing point source subject to this subpart must achieve the following effluent limitations representing the degree of effluent reduction attainable by the application of the best practicable control technology currently available (BPT):

SUBPART B—ELECTRONIC CRYSTALS BPT EFFLUENT LIMITATIONS

Pollutant or pollutant property	Maximum for any 1 day	Average of daily values for 30 consecutive days
	Milligrams per liter (mg/l)	
TTO ¹	1.37	(³)
Arsenic (T) ²	2.09	0.83
Fluoride (T)	32.0	17.4
TSS	61.0	23.0
pH	(⁴)	(⁴)

¹Total toxic organics.

²The arsenic (T) limitation only applies to manufacturers of gallium or indium arsenide crystals.

³Not applicable.

⁴Within the range of 6.0 to 9.0.

40 CFR Ch. I (7-1-21 Edition)

§ 469.25 Effluent limitations representing the degree of effluent reduction attainable by the application of the best available technology economically achievable (BAT).

Except as provided in 40 CFR 125.30 through 32, any existing point source subject to this subpart must achieve the following effluent limitations representing the degree of effluent reduction attainable by the application of the best available technology economically available (BAT):

SUBPART B—ELECTRONIC CRYSTALS BAT EFFLUENT LIMITATIONS

Pollutant or pollutant property	Maximum for any 1 day	Average of daily values for 30 consecutive days
	Milligrams per liter (mg/l)	
TTO ¹	1.37	(³)
Arsenic ²	2.09	0.83
Fluoride	32.0	17.4

¹Total toxic organics.

²The arsenic limitation only applies to manufacturers of gallium or indium arsenide crystals.

³Not applicable.

§ 469.26 Pretreatment standards for existing sources (PSES).

(a) Except as provided in 40 CFR 403.7 and 403.13, any existing source subject to this subpart which introduces pollutants into a publicly owned treatment works must comply with 40 CFR part 403 and achieve the following pretreatment standards for existing sources (PSES):

SUBPART B—ELECTRONIC CRYSTALS PSES EFFLUENT LIMITATIONS

Pollutant or pollutant property	Maximum for any 1 day	Average of daily values for 30 consecutive days
	Milligrams per liter (mg/l)	
TTO ¹	1.37	(²)
Arsenic (T) ³	2.09	0.83

¹Total toxic organics.

²Not applicable.

³The arsenic (T) limitation only applies to manufacturers of gallium or indium arsenide crystals.

(b) An existing source submitting a certification in lieu of monitoring pursuant to § 469.13 (c) and (d) of this regulation must implement the solvent

Environmental Protection Agency

§ 469.31

management plan approved by the control authority.

[48 FR 15394, Apr. 8, 1983. Redesignated at 48 FR 45250, Oct. 4, 1983]

§ 469.27 New source performance standards (NSPS).

Any new source subject to this subpart must achieve the following new source performance standards (NSPS):

SUBPART B—ELECTRONIC CRYSTALS NSPS EFFLUENT LIMITATIONS

Pollutant or pollutant property	Maximum for any 1 day	Average of daily values for 30 consecutive days
	Milligrams per liter(mg/l)	
TTO ¹	1.37	(²)
Arsenic(T) ³	2.09	0.83
Fluoride(T)	32.0	17.4
TSS	61.0	23.0
pH	(⁴)	(⁴)

¹ Total toxic organics.

² Not applicable.

³ The arsenic(T) limitation only applies to manufacturers of gallium or indium arsenide crystals.

⁴ Within the range of 6.0 to 9.0.

[48 FR 15394, Apr. 8, 1983. Redesignated at 48 FR 45250, Oct. 4, 1983]

§ 469.28 Pretreatment standards for new sources (PSNS).

Except as provided in 40 CFR 403.7, any new source subject to this subpart which introduces pollutants into a publicly owned treatment works must comply with 40 CFR part 403 and achieve the following pretreatment standards for new sources (PSNS):

(a)

SUBPART B—ELECTRONIC CRYSTALS PSNS EFFLUENT LIMITATIONS

Pollutant or pollutant property	Maximum for any 1 day	Average of daily values for 30 consecutive days
	Milligrams per liter (mg/l)	
TTO ¹	1.37	(²)
Arsenic (T) ³	2.09	0.83

¹ Total toxic organics.

² Not applicable.

³ The arsenic (T) limitation only applies to manufacturers of gallium or indium arsenide crystals.

(b) A new source submitting a certification in lieu of monitoring pursuant to § 469.13(c) and (d) of this regulation must implement the solvent manage-

ment plan approved by the control authority.

[48 FR 15394, Apr. 8, 1983. Redesignated at 48 FR 45250, Oct. 4, 1983]

§ 469.29 Effluent limitations representing the degree of effluent reduction attainable by the application of the best conventional pollution control technology (BCT).

Except as provided in 40 CFR 125.30 through 32, any existing point source subject to this subpart must achieve the following effluent limitations representing the degree of effluent reduction attainable by the application of the best conventional pollution control technology (BCT):

SUBPART B—ELECTRONIC CRYSTALS BCT EFFLUENT LIMITATIONS

Pollutant or pollutant property	Maximum for any 1 day	Average of daily values for 30 consecutive days
	Milligrams per liter (mg/l)	
TSS	61.0	23.0
pH	(¹)	(¹)

¹ Within the range of 6.0 to 9.0.

[48 FR 15394, Apr. 8, 1983. Redesignated at 48 FR 45250, Oct. 4, 1983]

Subpart C—Cathode Ray Tube Subcategory

AUTHORITY: Secs. 301, 304, 306, 307, 308, 309, and 501 of the Clean Water Act (the Federal Water Pollution Control Act Amendments of 1972, as amended by the Clean Water Act of 1977, 33 U.S.C. 1311, 1314, 1316, 1317, 1318, and 1361; 86 Stat. 816, Pub. L. 92-500; 91 Stat. 1567, Pub. L. 95-217).

SOURCE: 48 FR 55704, Dec. 14, 1983, unless otherwise noted.

§ 469.30 Applicability.

(a) The provisions of this subpart are applicable to discharges resulting from the manufacture of cathode ray tubes.

(b) The compliance deadline for PSES shall be no later than July 14, 1986.

[48 FR 55704, Dec. 14, 1983; 49 FR 1056, Jan. 9, 1984]

§ 469.31 Specialized definitions.

The definitions in 40 CFR part 401 and the chemical analysis methods in

§ 469.32

40 CFR part 136 apply to this subpart. In addition,

(a) The term “cathode ray tubes” means electronic devices in which electrons focus through a vacuum to generate a controlled image on a luminescent surface. This definition does not include receiving and transmitting tubes.

(b) The term “total toxic organics (TTO)” means the sum of the concentrations for each of the following toxic organic compounds which is found in the discharge at a concentration greater than ten (10) micrograms per liter:

1,1,1 Chloroform
Trichloroethane
Methylene chloride
Bis (2-ethylhexyl) phthalate
Toluene
Trichloroethylene

§ 469.32 Monitoring requirements.

The certification alternative to monitoring for TTO specified in § 469.13 (a), (b), (c) and (d), is applicable to this subpart.

(Approved by the Office of Management and Budget under control number 2040-0074)

[48 FR 55704, Dec. 14, 1983, as amended at 49 FR 34823, Sept. 4, 1984]

§ 469.34 Pretreatment standards for existing sources (PSES).

Except as provided in 40 CFR 403.7 and 403.13, any existing source subject to this subpart which introduces pollutants into a publicly owned treatment works must comply with 40 CFR part 403 and achieve the following pretreatment standards for existing sources (PSES):

Pollutant or pollutant property	Maximum for any 1 day	Monthly average shall not exceed
	Milligrams per liter (mg/l)	
TTO ¹	1.58
Cadmium	0.06	0.03
Chromium	0.65	0.30
Lead	1.12	0.41
Zinc	1.38	0.56
Fluoride	35.0	18.0

¹ Total toxic organics.

40 CFR Ch. I (7-1-21 Edition)

§ 469.35 New source performance standards (NSPS).

Any new source subject to this subpart must achieve the following new source performance standards (NSPS):

Pollutant or pollutant property	Maximum for any 1 day	Monthly average shall not exceed
	Milligrams per liter (mg/l)	
pH	(²)	(²)
TTO ¹	1.58
Cadmium	0.06	0.03
Chromium	0.56	0.26
Lead	0.72	0.27
Zinc	0.80	0.33
Fluoride	35.0	18.0
TSS	46.0	24.0

¹ Total toxic organics.

² Within the range of 6.0 to 9.0.

§ 469.36 Pretreatment standards for new sources (PSNS).

Except as provided in 40 CFR 403.7, any new source subject to this subpart which introduces pollutants into a publicly owned treatment works must comply with 40 CFR part 403 and achieve the following pretreatment standards for new sources (PSNS):

Pollutant or pollutant property	Maximum for any 1 day	Monthly average shall not exceed
	Milligrams per liter (mg/l)	
TTO ¹	1.58
Cadmium	0.06	0.03
Chromium	0.56	0.26
Lead	0.72	0.27
Zinc	0.80	0.33
Fluoride	35.0	18.0

¹ Total toxic organics.

Subpart D—Luminescent Materials Subcategory

AUTHORITY: Secs. 301, 304, 306, 307, 308, 309, and 501 of the Clean Water Act (the Federal Water Pollution Control Act Amendments of 1972, as amended by the Clean Water Act of 1977, 33 U.S.C. 1311, 1314, 1316, 1317, 1318, and 1361; 86 Stat. 816, Pub. L. 92-500; 91 Stat. 1567, Pub. L. 95-217).

SOURCE: 48 FR 55704, Dec. 14, 1983, unless otherwise noted.

§ 469.40 Applicability.

The provisions of this subpart are applicable to discharges resulting from the manufacture of luminescent materials.

§ 469.41 Specialized definitions.

The definitions in 40 CFR part 401 and the chemical analysis methods in 40 CFR part 136 apply to this subpart. In addition,

(a) The term “luminescent materials” shall mean materials that emit light upon excitation by such energy sources as photons, electrons, applied voltage, chemical reactions or mechanical energy and which are specifically used as coatings in fluorescent lamps and cathode ray tubes. Luminescent materials include, but are not limited to, calcium halophosphate, yttrium oxide, zinc sulfide, and zinc-cadmium sulfide.

§ 469.42 New source performance standards (NSPS).

Any new source subject to this subpart must achieve the following new source performance standards (NSPS):

Pollutant or pollutant property	Maximum for any 1 day	Monthly average shall not exceed
	Milligrams per liter (mg/l)	
pH	(¹)	(¹)
Cadmium	0.55	0.26
Antimony	0.10	0.04
Zinc	1.64	0.67
Fluoride	35.0	18.0
TSS	60.0	31.0

¹ Within the range of 6.0 to 9.0.

§ 469.43 Pretreatment standards for new sources (PSNS).

Except as provided in 40 CFR 403.7, any new source subject to this subpart which introduces pollutants into a publicly owned treatment works must comply with 40 CFR part 403 and achieve the following pretreatment standards for new sources (PSNS):

Pollutant property	For any 1 day	Monthly average shall not exceed
	Milligrams per liter (mg/l)	
Cadmium	0.55	0.26
Antimony	0.10	0.04
Zinc	1.64	0.67
Fluoride	35.0	18.0

PART 471—NONFERROUS METALS FORMING AND METAL POWDERS POINT SOURCE CATEGORY**GENERAL PROVISIONS**

Sec.

471.01 Applicability.

471.02 General definitions.

471.03 Compliance date for PSES.

Subpart A—Lead-Tin-Bismuth Forming Subcategory

471.10 Applicability; description of the lead-tin-bismuth forming subcategory.

471.11 Effluent limitations representing the degree of effluent reduction attainable by the application of the best practicable control technology currently available (BPT).

471.12 Effluent limitations representing the degree of effluent reduction attainable by the application of the best available technology economically achievable (BAT).

471.13 New source performance standards (NSPS).

471.14 Pretreatment standards for existing sources (PSES).

471.15 Pretreatment standards for new sources (PSNS).

471.16 Effluent limitations representing the degree of effluent reduction attainable by the application of the best conventional pollutant control technology (BCT). [Reserved]

Subpart B—Magnesium Forming Subcategory

471.20 Applicability; description of the magnesium forming subcategory.

471.21 Effluent limitations representing the degree of effluent reduction attainable by the application of the best practicable control technology currently available (BPT).

471.22 Effluent limitations representing the degree of effluent reduction attainable by the application of the best available technology economically achievable (BAT).

471.23 New source performance standards (NSPS).

471.24 Pretreatment standards for existing sources (PSES).

471.25 Pretreatment standards for new sources (PSNS).

471.26 Effluent limitations representing the degree of effluent reduction attainable by the application of the best conventional pollutant control technology (BCT). [Reserved]

Subpart C—Nickel-Cobalt Forming Subcategory

- 471.30 Applicability; description of the nickel-cobalt forming subcategory.
- 471.31 Effluent limitations representing the degree of effluent reduction attainable by the application of the best practicable control technology currently available (BPT).
- 471.32 Effluent limitations representing the degree of effluent reduction attainable by the application of the best available technology economically achievable (BAT).
- 471.33 New source performance standards (NSPS).
- 471.34 Pretreatment standards for existing sources (PSES).
- 471.35 Pretreatment standards for new sources (PSNS).
- 471.36 Effluent limitations representing the degree of effluent reduction attainable by the application of the best conventional pollutant control technology (BCT). [Reserved]

Subpart D—Precious Metals Forming Subcategory

- 471.40 Applicability; description of the precious metals forming subcategory.
- 471.41 Effluent limitations representing the degree of effluent reduction attainable by the application of the best practicable control technology currently available (BPT).
- 471.42 Effluent limitations representing the degree of effluent reduction attainable by the application of the best available technology economically achievable (BAT).
- 471.43 New source performance standards (NSPS).
- 471.44 Pretreatment standards for existing sources (PSES).
- 471.45 Pretreatment standards for new sources (PSNS).
- 471.46 Effluent limitations representing the degree of effluent reduction attainable by the application of the best conventional pollutant control technology (BCT). [Reserved]

Subpart E—Refractory Metals Forming Subcategory

- 471.50 Applicability; description of the refractory metals forming subcategory.
- 471.51 Effluent limitations representing the degree of effluent reduction attainable by the application of the best practicable control technology currently available (BPT).
- 471.52 Effluent limitations representing the degree of effluent reduction attainable by the application of the best available

technology economically achievable (BAT).

- 471.53 New source performance standards (NSPS).
- 471.54 Pretreatment standards for existing sources (PSES).
- 471.55 Pretreatment standards for new sources (PSNS).
- 471.56 Effluent limitations representing the degree of effluent reduction attainable by the application of the best conventional pollutant control technology (BCT). [Reserved]

Subpart F—Titanium Forming Subcategory

- 471.60 Applicability; description of the titanium forming subcategory.
- 471.61 Effluent limitations representing the degree of effluent reduction attainable by the application of the best practicable control technology currently available (BPT).
- 471.62 Effluent limitations representing the degree of effluent reduction attainable by the application of the best available technology economically achievable (BAT).
- 471.63 New source performance standards (NSPS).
- 471.64 Pretreatment standards for existing sources (PSES).
- 471.65 Pretreatment standards for new sources (PSNS).
- 471.66 Effluent limitations representing the degree of effluent reduction attainable by the application of the best conventional pollutant control technology (BCT). [Reserved]

Subpart G—Uranium Forming Subcategory

- 471.70 Applicability; description of the uranium forming subcategory.
- 471.71 Effluent limitations representing the degree of effluent reduction attainable by the application of the best practicable control technology currently available (BPT).
- 471.72 Effluent limitations representing the degree of effluent reduction attainable by the application of the best available technology economically achievable (BAT).
- 471.73 New source performance standards (NSPS).
- 471.74 Pretreatment standards for existing sources (PSES). [Reserved]
- 471.75 Pretreatment standards for new sources (PSNS).
- 471.76 Effluent limitations representing the degree of effluent reduction attainable by the application of the best conventional pollutant control technology (BCT). [Reserved]

Environmental Protection Agency

§ 471.01

Subpart H—Zinc Forming Subcategory

- 471.80 Applicability; description of the zinc forming subcategory.
- 471.81 Effluent limitations representing the degree of effluent reduction attainable by the application of the best practicable control technology currently available (BPT).
- 471.82 Effluent limitations representing the degree of effluent reduction attainable by the application of the best available technology economically achievable (BAT).
- 471.83 New source performance standards (NSPS).
- 471.84 Pretreatment standards for existing sources (PSES). [Reserved]
- 471.85 Pretreatment standards for new sources (PSNS).
- 471.86 Effluent limitations representing the degree of effluent reduction attainable by the application of the best conventional pollutant control technology (BCT). [Reserved]

Subpart I—Zirconium-Hafnium Forming Subcategory

- 471.90 Applicability; description of the zirconium-hafnium forming subcategory.
- 471.91 Effluent limitations representing the degree of effluent reduction attainable by the application of the best practicable control technology currently available (BPT).
- 471.92 Effluent limitations representing the degree of effluent reduction attainable by the application of the best available technology economically achievable (BAT).
- 471.93 New source performance standards (NSPS).
- 471.94 Pretreatment standards for existing sources (PSES).
- 471.95 Pretreatment standards for new sources (PSNS).
- 471.96 Effluent limitations representing the degree of effluent reduction attainable by the application of the best conventional pollutant control technology (BCT). [Reserved]

Subpart J—Metal Powders Subcategory

- 471.100 Applicability; description of the metal powders subcategory.
- 471.101 Effluent limitations representing the degree of effluent reduction attainable by the application of the best practicable control technology currently available (BPT).
- 471.102 Effluent limitations representing the degree of effluent reduction attainable by the application of the best available technology economically achievable (BAT).

- 471.103 New source performance standards (NSPS).
- 471.104 Pretreatment standards for existing sources (PSES).
- 471.105 Pretreatment standards for new sources (PSNS).
- 471.106 Effluent limitations representing the degree of effluent reduction attainable by the application of the best conventional pollutant control technology (BCT). [Reserved]

AUTHORITY: Secs. 301, 304(b), (c), (e), and (g), 306(b) and (c), 307, 308, and 501 of the Clean Water Act (the Federal Water Pollution Control Act Amendments of 1972 as amended by the Clean Water Act of 1977) (the "Act"); 33 U.S.C. 1311, 1314(b), (c), (e), and (g), 1316(b) and (c), and 1361; 86 Stat. 816, Pub. L. 92-500; 91 Stat. 1567, Pub. L. 95-217.

SOURCE: 50 FR 34270, Aug. 23, 1985, unless otherwise noted.

GENERAL PROVISIONS

§ 471.01 Applicability.

(a) This part applies to discharges of pollutants to waters of the United States and introduction of pollutants into a publicly owned treatment works from the forming of nonferrous metals (including nonferrous metal alloys), except beryllium, copper, and aluminum and their alloys. Aluminum alloys are defined as any alloy in which aluminum is the major constituent in percent by weight. Copper alloys are defined as any alloy in which copper is the major constituent in percent by weight except when copper is alloyed with precious metals. Any copper-precious metal alloy containing 30 percent or greater precious metal is considered a precious metal alloy for the purposes of this part. Beryllium alloys are any alloy in which beryllium is present at 0.1 percent or greater. This part applies to:

(1) Forming operations, including rolling (both hot and cold), extruding, forging, drawing, swaging, cladding, and tube reducing, and

(2) Ancillary operations performed as an integral part of the forming of these metals, including casting for subsequent forming, heat treatment, surface treatment, alkaline cleaning, solvent degreasing, product testing, surface coating, sawing, grinding, tumbling, burnishing, and wet air pollution control.

(b) This part also applies to discharges of pollutants to waters of the United States and introduction of pollutants into a publicly owned treatment works from mechanical metal powder production operations, forming of parts from metal powders, and associated ancillary operations (listed in paragraph (a)(2) of this section) of:

(1) Iron, copper, and aluminum, and their alloys; and

(2) The nonferrous metals and their alloys described in paragraph (a) of this section. This part does not regulate the production of metal powders by chemical means such as precipitation. The production of metal powder as the final step in refining metal is regulated under the Nonferrous Metals Manufacturing Point Source Category regulation, 40 CFR part 421.

(c) Surface treatment includes any chemical or electrochemical treatment applied to the surface of the metal. For the purposes of this regulation, surface treatment of metals is considered to be an integral part of the forming of metals whenever it is performed at the same plant site at which the metals are formed. Such surface treatment operations are not regulated under the Electroplating or Metal Finishing Point Source Category regulations, 40 CFR part 413 or 433, respectively.

(d) Casting is covered by this part when it is performed as an integral part of the metal forming process and takes place at the same plant site at which metals are formed. Such casting will not be regulated under the provisions of Metal Molding and Casting Point Source Category regulations, 40 CFR part 464.

(e) This part does not apply to the forming of the metals cadmium, chromium, gallium, germanium, indium, lithium, manganese, neodymium, or praseodymium.

§ 471.02 General definitions.

In addition to the definitions set forth in 40 CFR part 401, the following definitions apply to this part:

(a) “Nonferrous metal” is any pure metal other than iron or any metal alloy for which a metal other than iron is its major constituent in percent by weight.

(b) “Forming” is a set of manufacturing operations in which metals and alloys are made into semifinished products by hot or cold working.

(c) “Alkaline cleaning” uses a solution (bath), usually detergent, to remove lard, oil, and other such compounds from a metal surface. Alkaline cleaning is usually followed by a water rinse. The rinse may consist of single or multiple stage rinsing. For the purposes of this part, an alkaline cleaning operation is defined as a bath followed by a rinse, regardless of the number of rinse stages. Each alkaline cleaning bath and rinse combination is entitled to a discharge allowance.

(d) “Atomization” is the process in which a stream of water or gas impinges upon a molten metal stream, breaking it into droplets which solidify as powder particles.

(e) “Burnishing” is a surface finishing process in which minute surface irregularities are displaced rather than removed.

(f) “Casting” is pouring molten metal into a mold to produce an object of desired shape.

(g) “Cladding” or “metal cladding” is the art of producing a composite metal containing two or more layers that have been metallurgically bonded together by roll bonding (co-rolling), solder application (or brazing), or explosion bonding.

(h) “Contact cooling water” is any wastewater which contacts the metal workpiece or the raw materials used in forming metals for the purpose of removing heat from the metal.

(i) “Continuous casting” is the production of sheet, rod, or other long shapes by solidifying the metal while it is being poured through an open-ended mold.

(j) “Degreasing” is the removal of oils and greases from the surface of the metal workpiece. This process can be accomplished with detergents as in alkaline cleaning or by the use of solvents.

(k) “Direct chill casting” is the pouring of molten nonferrous metal into a water-cooled mold. Contact cooling water is sprayed onto the metal as it is dropped into the mold, and the metal ingot falls into a water bath at the end of the casting process.

(l) "Drawing" is the process of pulling a metal through a die or succession of dies to reduce the metal's diameter or alter its cross-sectional shape.

(m) "Dye penetrant testing" is a non-destructive method for finding discontinuities that are open to the surface of the metal. A dye is applied to the surface of metal and the excess is rinsed off. Dye that penetrates surface discontinuities will not be rinsed away thus marking these discontinuities.

(n) "Emulsions" are stable dispersions of two immiscible liquids. In the Nonferrous Metals Forming and Metal Powders Point Source category, this is usually an oil and water mixture.

(o) "Electrocoating" is the electrodeposition of a metallic or non-metallic coating onto the surface of a workpiece.

(p) "Extrusion" is the application of pressure to a billet of metal, forcing the metal to flow through a die orifice.

(q) "Forging" is deforming metal, usually hot, with compressive force into desired shapes, with or without dies. Where dies are used, the metal is forced to take the shape of the die.

(r) "Grinding" is the process of removing stock from a workpiece by the use of a tool consisting of abrasive grains held by a rigid or semi-rigid grinder. Grinding includes surface finishing, sanding, and slicing.

(s) "Heat treatment" is the application of heat of specified temperature and duration to change the physical properties of the metal.

(t) "Hot pressing" is forming a powder metallurgy compact at a temperature high enough to effect concurrent sintering.

(u) "Hydrotesting" is the testing of piping or tubing by filling with water and pressurizing to test for integrity.

(v) "Impregnation" is the process of filling pores of a formed powder part, usually with a liquid such as a lubricant, or mixing particles of a non-metallic substance in a matrix of metal powder.

(w) "In-process control technology" is the conservation of chemicals and water throughout the production operations to reduce the amount of wastewater to be discharged.

(x) "Metal powder production" operations are mechanical process oper-

ations which convert metal to a finely divided form.

(y) "Milling" is the mechanical treatment of a nonferrous metal to produce powder, or to coat one component of a powder mixture with another.

(z) "Neat oil" is a pure oil with no or few impurities added. In nonferrous metals forming, its use is mostly as a lubricant.

(aa) "Powder forming" includes forming and compressing powder into a fully dense finished shape, and is usually done within closed dies.

(bb) "Precious metals" include gold, platinum, palladium, and silver and their alloys. Any alloy containing 30 or greater percent by weight of precious metals is considered a precious metal alloy.

(cc) "Product testing" includes operations such as dye penetrant testing, hydrotesting, and ultrasonic testing.

(dd) "Refractory metals" includes the metals of columbium, tantalum, molybdenum, rhenium, tungsten and vanadium and their alloys.

(ee) "Rolling" is the reduction in thickness or diameter of a workpiece by passing it between lubricated steel rollers.

(ff) "Roll bonding" is the process by which a permanent bond is created between two metals by rolling under high pressure in a bonding mill (co-rolling).

(gg) "Sawing" is cutting a workpiece with a band, blade, or circular disc having teeth.

(hh) "Shot casting" is the production of shot by pouring molten metal in finely divided streams to form spherical particles.

(ii) "Stationary casting" is the pouring of molten metal into molds and allowing the metal to cool.

(jj) "Surface treatment" is a chemical or electrochemical treatment applied to the surface of a metal. Such treatments include pickling, etching, conversion coating, phosphating, and chromating. Surface treatment baths are usually followed by a water rinse. The rinse may consist of single or multiple stage rinsing. For the purposes of this part, a surface treatment operation is defined as a bath followed by a rinse, regardless of the number of stages. Each surface treatment bath,

§ 471.03

40 CFR Ch. I (7–1–21 Edition)

rinse combination is entitled to discharge allowance.

(kk) “Swaging” is a process in which a solid point is formed at the end of a tube, rod, or bar by the repeated blows of one or more pairs of opposing dies.

(ll) “Tube reducing” is an operation which reduces the diameter and wall thickness of tubing with a mandrel and a pair of rolls with tapered grooves.

(mm) “Tumbling” or “barrel finishing” is an operation in which castings, forgings, or parts pressed from metal powder are rotated in a barrel with ceramic or metal slugs or abrasives to remove scale, fins, or burrs. It may be done dry or with an aqueous solution.

(nn) “Ultrasonic testing” is a non-destructive test which applies sound, at a frequency above about 20 HJz, to metal, which has been immersed in liquid (usually water) to locate inhomogeneities or structural discontinuities.

(oo) “Wet air pollution control scrubbers” are air pollution control devices used to remove particulates and fumes from air by entraining the pollutants in a water spray.

(pp) “Grab sample” is a single sample which is collected at a time and place most representative of total discharge.

(qq) “Composite sample” is a sample composed of no less than eight grab samples taken over the compositing period.

(rr) A “flow proportional composite sample” is composed of grab samples collected continuously or discretely in proportion to the total flow at time of collection or to the total flow since collection of the previous grab sample. The grab volume or frequency of grab collection may be varied in proportion to flow.

(ss) The term “control authority” is defined as the POTW if it has an approved pretreatment program; in the absence of such a program, the NPDES State if it has an approved pretreatment program or EPA if the State does not have an approved program.

(tt) “Continuous operations” means that the industrial user introduces regulated wastewaters to the POTW throughout the operating hours of the facility, except for infrequent shut-

downs for maintenance, process changes, or other similar activities.

(uu) “Intermittent operations” means the industrial users does not have a continuous operation.

(vv) The term “off-kg (off-lb)” means the mass of metal or metal alloy removed from a forming operation at the end of a process cycle for transfer to a different machine or process.

§ 471.03 Compliance date for PSES.

The compliance date for PSES under this regulation is August 23, 1988.

Subpart A—Lead-Tin-Bismuth Forming Subcategory

§ 471.10 Applicability; description of the lead-tin-bismuth forming subcategory.

This subpart applies to discharges of pollutants to waters of the United States, and introductions of pollutants into publicly owned treatment works from the process operations of the lead-tin-bismuth forming subcategory.

§ 471.11 Effluent limitations representing the degree of effluent reduction attainable by the application of the best practicable control technology currently available (BPT).

Except as provided in 40 CFR 125.30 through 125.32, any existing point source subject to this subpart must achieve the following effluent limitations for the process operations representing the degree of effluent reduction attainable by the application of the best practicable control technology currently available (BPT):

(a) *Rolling spent emulsions.*

SUBPART A—BPT

Pollutant or pollutant property	Maximum for any 1 day	Maximum for monthly average
	mg/off-kg (pounds per million off-pounds) of lead-tin-bismuth rolled with emulsions	
Antimony	0.068	0.030
Lead	0.010	0.005
Oil and grease	0.468	0.281
TSS	0.960	0.457
pH		(¹)

¹ Within the range of 7.5 to 10.0 at all times.

(b) *Rolling spent soap solutions.*

Environmental Protection Agency

\$471.11

SUBPART A—BPT

Pollutant or pollutant property	Maximum for any 1 day	Maximum for monthly average
	mg/off-kg (pounds per million off-pounds) of lead-tin-bismuth rolled with soap solutions	
Antimony	0.125	0.055
Lead	0.019	0.009
Oil and grease	0.860	0.520
TSS	1.80	0.840
pH		(¹)

¹ Within the range of 7.5 to 10.0 at all times.

(c) *Drawing spent neat oils—subpart A—BPT.* There shall be no discharge of process wastewater pollutants.

(d) *Drawing spent emulsions.*

SUBPART A—BPT

Pollutant or pollutant property	Maximum for any 1 day	Maximum for monthly average
	mg/off-kg (pounds per million off-pounds) of lead-tin-bismuth drawn with emulsions	
Antimony	0.076	0.034
Lead	0.011	0.005
Oil and grease	0.526	0.316
TSS	1.08	0.513
pH		(¹)

¹ Within the range of 7.5 to 10.0 at all times.

(e) *Drawing spent soap solutions.*

SUBPART A—BPT

Pollutant or pollutant property	Maximum for any 1 day	Maximum for monthly average
	mg/off-kg (pounds per million off-pounds) of lead-tin-bismuth drawn with soap solutions	
Antimony	0.022	0.010
Lead	0.003	0.002
Oil and grease	0.149	0.090
TSS	0.306	0.146
pH		(¹)

¹ Within the range of 7.5 to 10.0 at all times.

(f) *Extrusion press and solution heat treatment contact cooling water.*

SUBPART A—BPT

Pollutant or pollutant property	Maximum for any 1 day	Maximum for monthly average
	mg/off-kg (pounds per million off-pounds) of lead-tin-bismuth heat treated	
Antimony	4.14	1.850
Lead	0.605	0.288
Oil and grease	28.80	17.30
TSS	59.10	28.10
pH		(¹)

¹ Within the range of 7.5 to 10.0 at all times.

(g) *Extrusion press hydraulic fluid leakage.*

SUBPART A—BPT

Pollutant or pollutant property	Maximum for any 1 day	Maximum for monthly average
	mg/off-kg (pounds per million off-pounds) of lead-tin-bismuth extruded	
Antimony	0.158	0.071
Lead	0.023	0.011
Oil and grease	1.10	0.660
TSS	2.26	1.07
pH		(¹)

¹ Within the range of 7.5 to 10.0 at all times.

(h) *Continuous strip casting contact cooling water.*

SUBPART A—BPT

Pollutant or pollutant property	Maximum for any 1 day	Maximum for monthly average
	mg/off-kg (pounds per million off-pounds) of lead-tin-bismuth cast by the continuous strip method	
Antimony	0.003	0.001
Lead	0.0004	0.0002
Oil and grease	0.020	0.012
TSS	0.041	0.020
pH		(¹)

¹ Within the range of 7.5 to 10.0 at all times.

(i) *Semi-continuous ingot casting contact cooling water.*

§ 471.12

SUBPART A—BPT

Pollutant or pollutant property	Maximum for any 1 day	Maximum for monthly average
	mg/off-kg (pounds per million off-pounds) of lead-tin-bismuth ingot cast by the sem-continuous method	
Antimony	0.085	0.038
Lead	0.013	0.006
Oil and grease	0.588	0.353
TSS	1.21	0.574
pH		(¹)

¹ Within the range of 7.5 to 10.0 at all times.

(j) *Shot casting contact cooling water.*

SUBPART A—BPT

Pollutant or pollutant property	Maximum for any 1 day	Maximum for monthly average
	mg/off-kg (pounds per million off-pounds) of lead-tin-bismuth shot cast	
Antimony	0.107	0.048
Lead	0.016	0.008
Oil and grease	0.746	0.448
TSS	1.53	0.728
pH		(¹)

¹ Within the range of 7.5 to 10.0 at all times.

(k) *Shot-forming wet air pollution control scrubber blowdown.*

SUBPART A—BPT

Pollutant or pollutant property	Maximum for any 1 day	Maximum for monthly average
	mg/off-kg (pounds per million off-pounds) of lead-tin-bismuth shot formed	
Antimony	1.69	0.753
Lead	0.247	0.118
Oil and grease	11.8	7.06
TSS	24.1	11.5
pH		(¹)

¹ Within the range of 7.5 to 10.0 at all times.

(l) *Alkaline cleaning spent baths.*

SUBPART A—BPT

Pollutant or pollutant property	Maximum for any 1 day	Maximum for monthly average
	mg/off-kg (pounds per million off-pounds) of lead-tin-bismuth alkaline cleaned	
Antimony	0.345	0.154
Lead	0.051	0.024
Oil and grease	2.40	1.44
TSS	4.92	2.34
pH		(¹)

¹ Within the range of 7.5 to 10.0 at all times.

40 CFR Ch. I (7–1–21 Edition)

(m) *Alkaline cleaning rinse.*

SUBPART A—BPT

Pollutant or pollutant property	Maximum for any 1 day	Maximum for monthly average
	mg/off-kg (pounds per million off-pounds) of lead-tin-bismuth alkaline cleaned	
Antimony	6.78	3.02
Lead	0.991	0.472
Oil and grease	47.2	28.4
TSS	96.8	46.0
pH		(¹)

¹ Within the range of 7.5 to 10.0 at all times.

(n) *Swaging spent emulsions.*

SUBPART A—BPT

Pollutant or pollutant property	Maximum for any 1 day	Maximum for monthly average
	mg/off-kg (pounds per million off-pounds) of lead-tin-bismuth swaged with emulsion	
Antimony	0.005	0.002
Lead	0.0007	0.0004
Oil and grease	0.036	0.022
TSS	0.073	0.034
pH		(¹)

¹ Within the range of 7.5 to 10.0 at all times.

(o) *Degreasing spent solvents—subpart A—BPT.* There shall be no discharge of process wastewater pollutants.

[50 FR 34270, Aug. 23, 1985; 51 FR 2884, Jan. 22, 1986]

§ 471.12 Effluent limitations representing the degree of effluent reduction attainable by the application of the best available technology economically achievable (BAT).

Except as provided in 40 CFR 125.30 through 125.32, any existing point source subject to this subpart must achieve the following effluent limitations representing the degree of effluent reduction attainable by the application of the best available technology economically achievable (BAT):

(a) *Rolling spent emulsions.*

Environmental Protection Agency

§ 471.12

SUBPART A—BAT

Pollutant or pollutant property	Maximum for any 1 day	Maximum for monthly average
	mg/off-kg (pounds per million off-pounds) of lead-tin-bismuth rolled with emulsion	
Antimony	0.067	0.030
Lead	0.010	0.005

(b) *Rolling spent soap solutions.*

SUBPART A—BAT

Pollutant or pollutant property	Maximum for any 1 day	Maximum for monthly average
	mg/off-kg (pounds per million off-pounds) of lead-tin-bismuth rolled with soap solutions	
Antimony	0.120	0.055
Lead	0.018	0.009

(c) *Drawing spent neat oils—subpart A—BAT.* There shall be no discharge of process wastewater pollutants.

(d) *Drawing spent emulsions.*

SUBPART A—BAT

Pollutant or pollutant property	Maximum for any 1 day	Maximum for monthly average
	mg/off-kg (pounds per million off-pounds) of lead-tin-bismuth drawn with emulsions	
Antimony	0.080	0.034
Lead	0.011	0.005

(e) *Drawing spent soap solutions.*

SUBPART A—BAT

Pollutant or pollutant property	Maximum for any 1 day	Maximum for monthly average
	mg/off-kg (pounds per million off-pounds) of lead-tin-bismuth drawn with soap solutions	
Antimony	0.022	0.010
Lead	0.003	0.002

(f) *Extrusion press and solution heat treatment contact cooling water.*

SUBPART A—BAT

Pollutant or pollutant property	Maximum for any 1 day	Maximum for monthly average
	mg/off-kg (pounds per million off-pounds) of lead-tin-bismuth heat treated	
Antimony	0.414	0.185
Lead	0.061	0.030

(g) *Extrusion press hydraulic fluid leakage.*

SUBPART A—BAT

Pollutant or pollutant property	Maximum for any 1 day	Maximum for monthly average
	mg/off-kg (pounds per million off-pounds) of lead-tin-bismuth extruded	
Antimony	0.158	0.071
Lead	0.023	0.011

(h) *Continuous strip casting contact cooling water.*

SUBPART A—BAT

Pollutant or pollutant property	Maximum for any 1 day	Maximum for monthly average
	mg/off-kg (pounds per million off-pounds) of lead-tin-bismuth cast by the continuous strip method	
Antimony	0.003	0.001
Lead	0.0004	0.0002

(i) *Semi-continuous ingot casting contact cooling water.*

SUBPART A—BAT

Pollutant or pollutant property	Maximum for any 1 day	Maximum for monthly average
	mg/off-kg (pounds per million off-pounds) of lead-tin-bismuth cast by the continuous strip method	
Antimony	0.009	0.004
Lead	0.001	0.0006

(j) *Shot casting contact cooling water.*

§ 471.13

SUBPART A—BAT

Pollutant or pollutant property	Maximum for any 1 day	Maximum for monthly average
	mg/off-kg (pounds per million off-pounds) of lead-tin-bismuth shot cast	
Antimony	0.107	0.048
Lead	0.016	0.008

(k) *Shot-forming wet air pollution control scrubber blowdown.*

SUBPART A—BAT

Pollutant or pollutant property	Maximum for any 1 day	Maximum for monthly average
	mg/off-kg (pounds per million off-pounds) of lead-tin-bismuth shot formed	
Antimony	0.169	0.076
Lead	0.025	0.012

(l) *Alkaline cleaning spent baths.*

SUBPART A—BAT

Pollutant or pollutant property	Maximum for any 1 day	Maximum for monthly average
	mg/off-kg (pounds per million off-pounds) of lead-tin-bismuth alkaline cleaned	
Antimony	0.345	0.154
Lead	0.051	0.024

(m) *Alkaline cleaning rinse.*

SUBPART A—BAT

Pollutant or pollutant property	Maximum for any 1 day	Maximum for monthly average
	mg/off-kg (pounds per million off-pounds) of lead-tin-bismuth alkaline cleaned	
Antimony	0.678	0.302
Lead	0.099	0.047

(n) *Swaging spent emulsions.*

40 CFR Ch. I (7–1–21 Edition)

SUBPART A—BAT

Pollutant or pollutant property	Maximum for any 1 day	Maximum for monthly average
	mg/off-kg (pounds per million off-pounds) of lead-tin-bismuth swaged with emulsion	
Antimony	0.005	0.002
Lead	0.0008	0.0004

(o) *Degreasing spent solvents—subpart A—BAT.* There shall be no discharge of process wastewater pollutants.

[50 FR 34270, Aug. 23, 1985; 51 FR 2884, Jan. 22, 1986]

§ 471.13 New source performance standards (NSPS).

Any new source subject to this subpart must achieve the following new source performance standards. The mass of pollutants in the lead-tin-bismuth forming operations' process wastewater shall not exceed the following values:

(a) *Rolling spent emulsions.*

SUBPART A—NSPS

Pollutant or pollutant property	Maximum for any 1 day	Maximum for monthly average
	mg/off-kg (pounds per million off-pounds) of lead-tin-bismuth rolled with emulsions	
Antimony	0.067	0.030
Lead	0.010	0.005
Oil and grease	0.468	0.281
TSS	0.960	0.457
pH	(1)	

¹ Within the range of 7.5 to 10.0 at all times.

(b) *Rolling spent soap solutions.*

SUBPART A—NSPS

Pollutant or pollutant property	Maximum for any 1 day	Maximum for monthly average
	mg/off-kg (pounds per million off-pounds) of lead-tin-bismuth rolled with soap solutions	
Antimony	0.120	0.055
Lead	0.018	0.009
Oil and grease	0.860	0.520
TSS	1.80	0.840
pH	(1)	

¹ Within the range of 7.5 to 10.0 at all times.

Environmental Protection Agency

§ 471.13

(c) *Drawing spent neat oils—subpart A—NSPS.* There shall be no discharge of process wastewater pollutants.

(d) *Drawing spent emulsions.*

SUBPART A—NSPS

Pollutant or pollutant property	Maximum for any 1 day	Maximum for monthly average
	mg/off-kg (pounds per million off-pounds) of lead-tin-bismuth drawn with emulsions	
Antimony	0.076	0.034
Lead	0.011	0.005
Oil and grease	0.526	0.316
TSS	1.087	0.513
pH		(¹)

¹ Within the range of 7.5 to 10.0 at all times.

(e) *Drawing spent soap solutions.*

SUBPART A—NSPS

Pollutant or pollutant property	Maximum for any 1 day	Maximum for monthly average
	mg/off-kg (pounds per million off-pounds) of lead-tin-bismuth drawn with soap solutions	
Antimony	0.022	0.010
Lead	0.003	0.002
Oil and grease	0.149	0.090
TSS	0.306	0.146
pH		(¹)

¹ Within the range of 7.5 to 10.0 at all times.

(f) *Extrusion press and solution heat treatment contact cooling water.*

SUBPART A—NSPS

Pollutant or pollutant property	Maximum for any 1 day	Maximum for monthly average
	mg/off-kg (pounds per million off-pounds) of lead-tin-bismuth heat treated	
Antimony	0.414	0.185
Lead	0.061	0.030
Oil and grease	2.80	1.72
TSS	5.91	2.81
pH		(¹)

¹ Within the range of 7.5 to 10.0 at all times.

(g) *Extrusion press hydraulic fluid leakage.*

SUBPART A—NSPS

Pollutant or pollutant property	Maximum for any 1 day	Maximum for monthly average
	mg/off-kg (pounds per million off-pounds) of lead-tin-bismuth extruded	
Antimony	0.158	0.071
Lead	0.023	0.011
Oil and grease	1.10	0.660
TSS	2.26	1.07
pH		(¹)

¹ Within the range of 7.5 to 10.0 at all times.

(h) *Continuous strip casting contact cooling water.*

SUBPART A—NSPS

Pollutant or pollutant property	Maximum for any 1 day	Maximum for monthly average
	mg/off-kg (pounds per million off-pounds) of lead-tin-bismuth cast by the continuous strip method	
Antimony	0.003	0.001
Lead	0.0004	0.0002
Oil and grease	0.020	0.012
TSS	0.041	0.020
pH		(¹)

¹ Within the range of 7.5 to 10.0 at all times.

(i) *Semi-continuous ingot casting contact cooling water.*

SUBPART A—NSPS

Pollutant or pollutant property	Maximum for any 1 day	Maximum for monthly average
	mg/off-kg (pounds per million off-pounds) of lead-tin-bismuth ingot cast by the semi-continuous method	
Antimony	0.009	0.004
Lead	0.001	0.0006
Oil and grease	0.059	0.036
TSS	0.121	0.058
pH		(¹)

¹ Within the range of 7.5 to 10.0 at all times.

(j) *Shot casting contact cooling water.*

§ 471.14

SUBPART A—NSPS

Pollutant or pollutant property	Maximum for any 1 day	Maximum for monthly average
	mg/off-kg (pounds per million off-pounds) of lead-tin-bismuth shot cast	
Antimony	0.107	0.048
Lead	0.016	0.008
Oil and grease	0.746	0.448
TSS	1.53	0.728
pH		(¹)

¹ Within the range of 7.5 to 10.0 at all times.

(k) *Shot-forming wet air pollution control scrubber blowdown.*

SUBPART A—NSPS

Pollutant or pollutant property	Maximum for any 1 day	Maximum for monthly average
	mg/off-kg (pounds per million off-pounds) of lead-tin-bismuth shot formed	
Antimony	0.169	0.076
Lead	0.025	0.012
Oil and grease	1.18	0.706
TSS	2.41	1.15
pH		(¹)

¹ Within the range of 7.5 to 10.0 at all times.

(l) *Alkaline cleaning spent baths.*

SUBPART A—NSPS

Pollutant or pollutant property	Maximum for any 1 day	Maximum for monthly average
	mg/off-kg (pounds per million off-pounds) of lead-tin-bismuth alkaline cleaned	
Antimony	0.345	0.154
Lead	0.051	0.024
Oil and grease	2.40	1.44
TSS	4.92	2.34
pH		(¹)

¹ Within the range of 7.5 to 10.0 at all times.

(m) *Alkaline cleaning rinse.*

SUBPART A—NSPS

Pollutant or pollutant property	Maximum for any 1 day	Maximum for monthly average
	mg/off-kg (pounds per million off-pounds) of lead-tin-bismuth alkaline cleaned	
Antimony	0.678	0.302
Lead	0.099	0.047
Oil and grease	4.72	2.84
TSS	9.68	4.60
pH		(¹)

¹ Within the range of 7.5 to 10.0 at all times.

40 CFR Ch. I (7–1–21 Edition)

(n) *Swaging spent emulsions.*

SUBPART A—NSPS

Pollutant or pollutant property	Maximum for any 1 day	Maximum for monthly average
	mg/off-kg (pounds per million off-pounds) of lead-tin-bismuth swaged with emulsion	
Antimony	0.005	0.002
Lead	0.0008	0.0004
Oil and grease	0.036	0.022
TSS	0.073	0.035
pH		(¹)

¹ Within the range of 7.5 to 10.0 at all times.

(o) *Degreasing spent solvents—subpart A—NSPS.* There shall be no discharge of process wastewater pollutants.

[50 FR 34270, Aug. 23, 1985; 51 FR 2884, Jan. 22, 1986]

§ 471.14 Pretreatment standards for existing sources (PSES).

Except as provided in 40 CFR 403.7 and 403.13, any existing source subject to this subpart which introduces pollutants into a publicly owned treatment works must comply with 40 CFR part 403 and by August 23, 1988, achieve the pretreatment standards for existing sources (PSES). The mass of wastewater pollutants in lead-tin-bismuth forming process wastewater introduced into a POTW shall not exceed the following values:

(a) *Rolling spent emulsions.*

SUBPART A—PSES

Pollutant or pollutant property	Maximum for any 1 day	Maximum for monthly average
	mg/off-kg (pounds per million off-pounds) of lead-tin-bismuth rolled with emulsions	
Antimony	0.067	0.030
Lead	0.010	0.005

(b) *Rolling spent soap solutions.*

SUBPART A—PSES

Pollutant or pollutant property	Maximum for any 1 day	Maximum for monthly average
	mg/off-kg (pounds per million off-pounds) of lead-tin-bismuth rolled with soap solutions	
Antimony	0.120	0.055
Lead	0.018	0.009

Environmental Protection Agency

§ 471.14

(c) *Drawing spent neat oils—subpart A—PSES.* There shall be no discharge of process wastewater pollutants.

(d) *Drawing spent emulsions.*

SUBPART A—PSES

Pollutant or pollutant property	Maximum for any 1 day	Maximum for monthly average
	mg/off-kg (pounds per million off-pounds) of lead-tin-bismuth drawn with emulsions	
Antimony	0.076	0.034
Lead	0.011	0.005

(e) *Drawing spent soaps solutions.*

SUBPART A—PSES

Pollutant or pollutant property	Maximum for any 1 day	Maximum for monthly average
	mg/off-kg (pounds per million off-pounds) of lead-tin-bismuth drawn with soap solutions	
Antimony	0.022	0.010
Lead	0.003	0.002

(f) *Extrusion press and solution heat treatment contact cooling water.*

SUBPART A—PSES

Pollutant or pollutant property	Maximum for any 1 day	Maximum for monthly average
	mg/off-kg (pounds per million off-pounds) of lead-tin-bismuth heat treated	
Antimony	0.414	0.185
Lead	0.061	0.029

(g) *Extrusion press hydraulic fluid leakage.*

SUBPART A—PSES

Pollutant or pollutant property	Maximum for any 1 day	Maximum for monthly average
	mg/off-kg (pounds per million off-pounds) of lead-tin-bismuth extruded	
Antimony	0.158	0.071
Lead	0.023	0.011

(h) *Continuous strip casting contact cooling water.*

SUBPART A—PSES

Pollutant or pollutant property	Maximum for any 1 day	Maximum for monthly average
	mg/off-kg (pounds per million off-pounds) of lead-tin-bismuth cast by the continuous strip method	
Antimony	0.003	0.001
Lead	0.0004	0.0002

(i) *Semi-continuous ingot casting contact cooling water.*

SUBPART A—PSES

Pollutant or pollutant property	Maximum for any 1 day	Maximum for monthly average
	mg/off-kg (pounds per million off-pounds) of lead-tin-bismuth cast by the semi-continuous strip method	
Antimony	0.009	0.004
Lead	0.001	0.0006

(j) *Shot casting contact cooling water.*

SUBPART A—PSES

Pollutant or pollutant property	Maximum for any 1 day	Maximum for monthly average
	mg/off-kg (pounds per million off-pounds) of lead-tin-bismuth shot cast	
Antimony	0.107	0.048
Lead	0.016	0.008

(k) *Shot-forming wet air pollution control scrubber blowdown.*

SUBPART A—PSES

Pollutant or pollutant property	Maximum for any 1 day	Maximum for monthly average
	mg/off-kg (pounds per million off-pounds) of lead-tin-bismuth shot formed	
Antimony	0.169	0.076
Lead	0.025	0.012

(1) *Alkaline Cleaning Spent Baths.*

§ 471.15

40 CFR Ch. I (7–1–21 Edition)

SUBPART A—PSES

Pollutant or pollutant property	Maximum for any 1 day	Maximum for monthly average
	mg/off-kg (pounds per million off-pounds) of lead-tin-bismuth alkaline cleaned	
Antimony	0.345	0.154
Lead	0.051	0.024

(m) *Alkaline cleaning rinse.*

SUBPART A—PSES

Pollutant or pollutant property	Maximum for any 1 day	Maximum for monthly average
	mg/off-kg (pounds per million off-pounds) of lead-tin-bismuth alkaline cleaned	
Antimony	0.678	0.302
Lead	0.099	0.047

(n) *Swaging spent emulsions.*

SUBPART A—PSES

Pollutant or pollutant property	Maximum for any 1 day	Maximum for monthly average
	mg/off-kg (pounds per million off-pounds) of lead-tin-bismuth swaged with emulsion	
Antimony	0.005	0.002
Lead	0.0008	0.0004

(o) *Degreasing spent solvents—subpart A—PSES.* There shall be no discharge of process wastewater pollutants.

[50 FR 34270, Aug. 23, 1985; 51 FR 2884, Jan. 22, 1986]

§ 471.15 Pretreatment standards for new sources (PSNS).

Except as provided in 40 CFR 403.7, any new sources subject to this subpart which introduces pollutants into a publicly owned treatment works must comply with 40 CFR part 403 and achieve the following pretreatment standards for new sources. The mass of wastewater pollutants in lead-tin-bismuth forming process wastewater introduced into a POTW shall not exceed the following values:

(a) *Rolling spent emulsions.*

SUBPART A—PSNS

Pollutant or pollutant property	Maximum for any 1 day	Maximum for monthly average
	mg/off-kg (pounds per million off-pounds) of lead-tin-bismuth rolled with emulsions	
Antimony	0.067	0.030
Lead	0.010	0.005

(b) *Rolling spent soap solutions.*

SUBPART A—PSNS

Pollutant or pollutant property	Maximum for any 1 day	Maximum for monthly average
	mg/off-kg (pounds per million off-pounds) of lead-tin-bismuth rolled with soap solutions	
Antimony	0.120	0.055
Lead	0.018	0.009

(c) *Drawing spent neat oils—subpart A—PSNS.* There shall be no discharge of process wastewater pollutants.

(d) *Drawing spent emulsions.*

SUBPART A—PSNS

Pollutant or pollutant property	Maximum for any 1 day	Maximum for monthly average
	mg/off-kg (pounds per million off-pounds) of lead-tin-bismuth drawn with emulsions	
Antimony	0.076	0.034
Lead	0.011	0.005

(e) *Drawing spent soap solutions.*

SUBPART A—PSNS

Pollutant or pollutant property	Maximum for any 1 day	Maximum for monthly average
	mg/off-kg (pounds per million off-pounds) of lead-tin-bismuth drawn with soap solutions	
Antimony	0.022	0.010
Lead	0.003	0.002

(f) *Extrusion press and solution heat treatment contact cooling water.*

Environmental Protection Agency

§ 471.15

SUBPART A—PSNS

Pollutant or pollutant property	Maximum for any 1 day	Maximum for monthly average
	mg/off-kg (pounds per million off-pounds) of lead-tin-bismuth heat treated	
Antimony	0.414	0.185
Lead	0.061	0.029

(g) *Extrusion press hydraulic fluid leakage.*

SUBPART A—PSNS

Pollutant or pollutant property	Maximum for any 1 day	Maximum for monthly average
	mg/off-kg (pounds per million off-pounds) of lead-tin-bismuth extruded	
Antimony	0.158	0.071
Lead	0.023	0.011

(h) *Continuous strip casting contact cooling water.*

SUBPART A—PSNS

Pollutant or pollutant property	Maximum for any 1 day	Maximum for monthly average
	mg/off-kg (pounds per million off-pounds) of lead-tin-bismuth cast by the continuous strip method	
Antimony	0.003	0.001
Lead	0.0004	0.0002

(i) *Semi-continuous ingot casting contact cooling water.*

SUBPART A—PSNS

Pollutant or pollutant property	Maximum for any 1 day	Maximum for monthly average
	mg/off-kg (pounds per million off-pounds) of lead-tin-bismuth ingot cast by the semi-continuous method	
Antimony	0.009	0.004
Lead	0.001	0.0006

(j) *Shot casting contact cooling water.*

SUBPART A—PSNS

Pollutant or pollutant property	Maximum for any 1 day	Maximum for monthly average
	mg/off-kg (pounds per million off-pounds) of lead-tin-bismuth shot cast	
Antimony	0.107	0.048
Lead	0.016	0.008

(k) *Shot-forming wet air pollution control scrubber blowdown.*

SUBPART A—PSNS

Pollutant or pollutant property	Maximum for any 1 day	Maximum for monthly average
	mg/off-kg (pounds per million off-pounds) of lead-tin-bismuth shot formed	
Antimony	0.169	0.076
Lead	0.025	0.012

(l) *Alkaline cleaning spent baths.*

SUBPART A—PSNS

Pollutant or pollutant property	Maximum for any 1 day	Maximum for monthly average
	mg/off-kg (pounds per million off-pounds) of lead-tin-bismuth alkaline cleaned	
Antimony	0.345	0.154
Lead	0.051	0.024

(m) *Alkaline cleaning rinse.*

SUBPART A—PSNS

Pollutant or pollutant property	Maximum for any 1 day	Maximum for monthly average
	mg/off-kg (pounds per million off-pounds) of lead-tin-bismuth alkaline cleaned	
Antimony	0.678	0.302
Lead	0.099	0.047

(n) *Swaging spent emulsions.*

§ 471.16

40 CFR Ch. I (7–1–21 Edition)

SUBPART A—PSNS

Pollutant or pollutant property	Maximum for any 1 day	Maximum for monthly average
	mg/off-kg (pounds per million off-pounds) of lead-tin-bismuth swaged with emulsion	
Antimony	0.005	0.003
Lead	0.0008	0.0004

(o) *Degreasing spent solvents—subpart A—PSNS.* There shall be no discharge of process wastewater pollutants.

[50 FR 34270, Aug. 23, 1985; 51 FR 2884, Jan. 22, 1986]

§ 471.16 Effluent limitations representing the degree of effluent reduction attainable by the application of the best conventional pollutant control technology (BCT). [Reserved]

Subpart B—Magnesium Forming Subcategory

§ 471.20 Applicability; description of the magnesium forming subcategory.

This subpart applies to discharges of pollutants to waters of the United States, and introductions of pollutants into publicly owned treatment works from the process operations of the magnesium forming subcategory.

§ 471.21 Effluent limitations representing the degree of effluent reduction attainable by the application of the best practicable control technology currently available (BPT).

Except as provided in 40 CFR 125.30 through 125.32, any existing point source subject to this subpart must achieve the following effluent limitations for the process operations representing the degree of effluent reduction attainable by the application of the best practicable control technology currently available (BPT):

(a) *Rolling spent emulsions.*

SUBPART B—BPT

Pollutant or pollutant property	Maximum for any 1 day	Maximum for monthly average
	mg/off-kg (pounds per million off-pounds) of magnesium rolled with emulsions	
Chromium	0.033	0.014
Zinc	0.109	0.046
Ammonia	9.95	4.37
Fluoride	4.440	1.97
Oil and grease	1.49	0.895
TSS	3.06	1.46
pH		(¹)

¹ Within the range of 7.5 to 10.0 at all times.

(b) *Forging spent lubricants—subpart B—BPT.* There shall be no discharge of process wastewater pollutants.

(c) *Forging contact cooling water.*

SUBPART B—BPT

Pollutant or pollutant property	Maximum for any 1 day	Maximum for monthly average
	mg/off-kg (pounds per million off-pounds) of forged magnesium cooled with water	
Chromium	1.27	0.520
Zinc	4.22	1.77
Ammonia	385	170
Fluoride	172	76.3
Oil and grease	57.8	34.7
TSS	119	56.4
pH		(¹)

¹ Within the range of 7.5 to 10.0 at all times.

(d) *Forging equipment cleaning wastewater.*

SUBPART B—BPT

Pollutant or pollutant property	Maximum for any 1 day	Maximum for monthly average
	mg/off-kg (pounds per million off-pounds) of magnesium forged	
Chromium	0.018	0.007
Zinc	0.059	0.025
Ammonia	5.32	2.34
Fluoride	2.38	1.06
Oil and grease	0.798	0.479
TSS	1.64	0.778
pH		(¹)

¹ Within the range of 7.5 to 10.0 at all times.

(e) *Direct chill casting contact cooling water.*

Environmental Protection Agency

§ 471.22

SUBPART B—BPT

Pollutant or pollutant property	Maximum for any 1 day	Maximum for monthly average
	mg/off-kg (pounds per million off-pounds) of magnesium cast with direct chill methods	
Chromium	1.74	0.711
Zinc	5.77	2.41
Ammonia	527	232
Fluoride	235	105
Oil and grease	79.0	47.4
TSS	162	77.1
pH		(¹)

¹ Within the range of 7.5 to 10.0 at all times.

(f) *Surface treatment spent baths.*

SUBPART B—BPT

Pollutant or pollutant property	Maximum for any 1 day	Maximum for monthly average
	mg/off-kg (pounds per million off-pounds) of magnesium surface treated	
Chromium	0.205	0.084
Zinc	0.681	0.285
Ammonia	62.1	27.3
Fluoride	27.8	12.3
Oil and grease	9.32	5.59
TSS	19.1	9.09
pH		(¹)

¹ Within the range of 7.5 to 10.0 at all times.

(g) *Surface treatment rinse.*

SUBPART B—BPT

Pollutant or pollutant property	Maximum for any 1 day	Maximum for monthly average
	mg/off-kg (pounds per million off-pounds) of magnesium surface treated	
Chromium	8.32	3.4
Zinc	27.6	11.5
Ammonia	2520	1110
Fluoride	1130	499
Oil and grease	378	227
TSS	775	369
pH		(¹)

¹ Within the range of 7.5 to 10.0 at all times.

(h) *Sawing or grinding spent emulsions.*

SUBPART B—BPT

Pollutant or pollutant property	Maximum for any 1 day	Maximum for monthly average
	mg/off-kg (pounds per million off-pounds) of magnesium sawed or ground	
Chromium	0.009	0.004
Zinc	0.029	0.012
Ammonia	2.60	1.15
Fluoride	1.16	0.515
Oil and grease	0.390	0.234
TSS	0.800	0.381
pH		(¹)

¹ Within the range of 7.5 to 10.0 at all times.

(i) *Degreasing spent solvents—subpart B—BPT.* There shall be no discharge of process wastewater pollutants.

(j) *Wet air pollution control scrubber blowdown.*

SUBPART B—BPT

Pollutant or pollutant property	Maximum for any 1 day	Maximum for monthly average
	mg/off-kg (pounds per million off-pounds) of magnesium sanded and repaired or forged	
Chromium	0.273	0.112
Zinc	0.904	0.378
Ammonia	82.5	36.3
Fluoride	36.9	16.4
Oil and grease	12.4	7.43
TSS	25.4	12.1
pH		(¹)

¹ Within the range of 7.5 to 10.0 at all times.

§ 471.22 Effluent limitations representing the degree of effluent reduction attainable by the application of the best available technology economically achievable (BAT).

Except as provided in 40 CFR 125.30 through 125.32, any existing point source subject to this subpart must achieve the following effluent limitations representing the degree of effluent reduction attainable by the application of the best available technology economically achievable (BAT):

(a) *Rolling spent emulsions.*

§ 471.22

40 CFR Ch. I (7–1–21 Edition)

SUBPART B—BAT

Pollutant or pollutant property	Maximum for any 1 day	Maximum for monthly average
	mg/off-kg (pounds per million off-pounds) of magnesium rolled with emulsions	
Chromium	0.033	0.014
Zinc	0.109	0.046
Ammonia	9.95	4.37
Fluoride	4.44	1.97

(b) *Forging spent lubricants—subpart B—BAT.* There shall be no discharge of process wastewater pollutants.

(c) *Forging contact cooling water.*

SUBPART B—BAT

Pollutant or pollutant property	Maximum for any 1 day	Maximum for monthly average
	mg/off-kg (pounds per million off-pounds) of forged magnesium cooled with water	
Chromium	0.127	0.052
Zinc	0.422	0.177
Ammonia	38.5	17.0
Fluoride	17.2	7.63

(d) *Forging equipment cleaning wastewater.*

SUBPART B—BAT

Pollutant or pollutant property	Maximum for any 1 day	Maximum for monthly average
	mg/off-kg (pounds per million off-pounds) of magnesium forged	
Chromium	0.002	0.0007
Zinc	0.006	0.003
Ammonia	0.532	0.234
Fluoride	0.238	0.106

(e) *Direct chill casting contact cooling water.*

SUBPART B—BAT

Pollutant or pollutant property	Maximum for any 1 day	Maximum for monthly average
	mg/off-kg (pounds per million off-pounds) of magnesium cast with direct chill methods	
Chromium	1.74	0.711
Zinc	5.77	2.41
Ammonia	527	232
Fluoride	235	105

(f) *Surface treatment spent baths.*

SUBPART B—BAT

Pollutant or pollutant property	Maximum for any 1 day	Maximum for monthly average
	mg/off-kg (pounds per million off-pounds) of magnesium surface treated	
Chromium	0.205	0.084
Zinc	0.681	0.285
Ammonia	62.1	27.3
Fluoride	27.8	12.3

(g) *Surface treatment rinse.*

SUBPART B—BAT

Pollutant or pollutant property	Maximum for any 1 day	Maximum for monthly average
	mg/off-kg (pounds per million off-pounds) of magnesium surface treated	
Chromium	0.832	0.340
Zinc	2.76	1.16
Ammonia	252	111
Fluoride	113	49.9

(h) *Sawing or grinding spent emulsions.*

SUBPART B—BAT

Pollutant or pollutant property	Maximum for any 1 day	Maximum for monthly average
	mg/off-kg (pounds per million off-pounds) of magnesium sawed or ground	
Chromium	0.009	0.004
Zinc	0.029	0.012
Ammonia	2.60	1.15
Fluoride	1.16	0.515

(i) *Degreasing spent solvents—subpart B—BAT.* There shall be no discharge of process wastewater pollutants.

(j) *Wet air pollution control scrubber blowdown.*

SUBPART B—BAT

Pollutant or pollutant property	Maximum for any 1 day	Maximum for monthly average
	mg/off-kg (pounds per million off-pounds) of magnesium sanded and repaired or forged	
Chromium	0.273	0.112
Zinc	0.904	0.378
Ammonia	82.5	36.3
Fluoride	36.9	16.4

Environmental Protection Agency

§ 471.23

§ 471.23 New source performance standards (NSPS).

Any new source subject to this subpart must achieve the following new source performance standards. The mass of pollutants in the magnesium forming process wastewater shall not exceed the following values:

(a) *Rolling spent emulsions.*

SUBPART B—NSPS

Pollutant or pollutant property	Maximum for any 1 day	Maximum for monthly average
	mg/off/kg (pounds per million off-pounds) of magnesium rolled with emulsions	
Chromium	0.028	0.011
Zinc	0.076	0.032
Ammonia	9.95	4.37
Fluoride	4.44	1.97
Oil and grease	0.746	0.746
TSS	1.12	0.895
pH	(¹)	(¹)

¹ Within the range of 7.5 to 10.0 at all times.

(b) *Forging spent lubricants—subpart B—NSPS.* There shall be no discharge of process wastewater pollutants.

(c) *Forging contact cooling water.*

SUBPART B—NSPS

Pollutant or pollutant property	Maximum for any 1 day	Maximum for monthly average
	mg/off/kg (pounds per million off-pounds) of forged magnesium cooled with water	
Chromium	0.107	0.044
Zinc	0.295	0.122
Ammonia	38.5	17.0
Fluoride	17.2	7.63
Oil and grease	2.89	2.89
TSS	4.34	3.47
pH	(¹)	(¹)

¹ Within the range of 7.5 to 10.0 at all times.

(d) *Forging equipment cleaning wastewater.*

SUBPART B—NSPS

Pollutant or pollutant property	Maximum for any 1 day	Maximum for monthly average
	mg/off/kg (pounds per million off-pounds) of magnesium forged	
Chromium	0.002	0.0006
Zinc	0.004	0.002
Ammonia	0.532	0.234
Fluoride	0.238	0.106
Oil and grease	0.040	0.040
TSS	0.060	0.048
pH	(¹)	(¹)

¹ Within the range of 7.5 to 10.0 at all times.

(e) *Direct chill casting contact cooling water.*

SUBPART B—NSPS

Pollutant or pollutant property	Maximum for any 1 day	Maximum for monthly average
	mg/off/kg (pounds per million off-pounds) of magnesium cast with direct chill methods	
Chromium	1.46	0.593
Zinc	4.03	1.66
Ammonia	527	232
Fluoride	235	105
Oil and grease	39.5	39.5
TSS	59.3	47.4
pH	(¹)	(¹)

¹ Within the range of 7.5 to 10.0 at all times.

(f) *Surface treatment spent baths.*

SUBPART B—NSPS

Pollutant or pollutant property	Maximum for any 1 day	Maximum for monthly average
	mg/off/kg (pounds per million off-pounds) of magnesium surface treated	
Chromium	0.173	0.070
Zinc	0.476	0.196
Ammonia	62.1	27.3
Fluoride	27.8	12.3
Oil and grease	4.66	4.66
TSS	6.99	5.60
pH	(¹)	(¹)

¹ Within the range of 7.5 to 10.0 at all times

(g) *Surface treatment rinse.*

§ 471.24

40 CFR Ch. I (7–1–21 Edition)

SUBPART B—NSPS

Pollutant or pollutant property	Maximum for any 1 day	Maximum for monthly average
	mg/off-kg (pound pers million off-pounds) of magnesium surface treated	
Chromium	0.700	0.284
Zinc	1.93	0.794
Ammonia	252	111
Fluoride	113	49
Oil and grease	18.9	18.9
TSS	28.4	22.7
pH	(¹)	(¹)

¹ Within the range of 7.5 to 10.0 at all times

(h) *Sawing or grinding spent emulsions.*

SUBPART B—NSPS

Pollutant or pollutant property	Maximum for any 1 day	Maximum for monthly average
	mg/off-kg (pounds per million off-pounds) of magnesium sawed or ground	
Chromium	0.007	0.003
Zinc	0.020	0.008
Ammonia	2.60	1.15
Fluoride	1.16	0.515
Oil and grease	0.195	0.195
TSS	0.293	0.234
pH	(¹)	(¹)

¹ Within the range of 7.5 to 10.0 at all times.

(i) *Degreasing spent Solvents—subpart B—NSPS.* There shall be no discharge of process wastewater pollutants.

(j) *Wet air pollution control scrubber blowdown.*

SUBPART B—NSPS

Pollutant or pollutant property	Maximum for any 1 day	Maximum for monthly average
	mg/off-kg (pounds per million off-pounds) of magnesium sanded and repaired or forged	
Chromium	0.229	0.093
Zinc	0.632	0.260
Ammonia	82.5	36.3
Fluoride	36.9	16.4
Oil and grease	6.19	6.19
TSS	9.29	7.43
pH	(¹)	(¹)

¹ Within the range of 7.5 to 10.0 at all times.

[50 FR 34270, Aug. 23, 1985; 51 FR 2884, Jan. 22, 1986]

§ 471.24 Pretreatment standards for existing sources (PSES).

Except as provided in 40 CFR 403.7 and 403.13, any existing source subject to this subpart which introduces pollutants into a publicly owned treatment works must comply with 40 CFR part 403 and by August 23, 1988 achieve the following pretreatment standards for existing sources (PSES). The mass of wastewater pollutants in magnesium forming process wastewater introduced into a POTW shall not exceed the following values:

(a) *Rolling spent emulsions.*

SUBPART B—PSES

Pollutant or pollutant property	Maximum for any 1 day	Maximum for monthly average
	mg/off-kg (pounds per million off-pounds) of magnesium rolled with emulsions	
Chromium	0.033	0.014
Zinc	0.109	0.046
Ammonia	9.95	4.37
Fluoride	4.44	1.97

(b) *Forging spent lubricants—subpart B—PSE.* There shall be no discharge of process wastewater pollutants.

(c) *Forging contact cooling water.*

SUBPART B—PSES

Pollutant or pollutant property	Maximum for any 1 day	Maximum for monthly average
	mg/off-kg (pounds per million off-pounds) of magnesium cooled with water	
Chromium	0.127	0.052
Zinc	0.422	0.177
Ammonia	38.5	17.0
Fluoride	17.2	7.63

(d) *Forging equipment cleaning wastewater.*

SUBPART B—PSES

Pollutant or pollutant property	Maximum for any 1 day	Maximum for monthly average
	mg/off-kg (pounds per million off-pounds) of magnesium forged	
Chromium	0.002	0.0007
Zinc	0.006	0.003
Ammonia	0.532	0.234
Fluoride	0.238	0.106

Environmental Protection Agency

§ 471.25

(e) *Direct chill casting contact cooling water.*

SUBPART B—PSES

Pollutant or pollutant property	Maximum for any 1 day	Maximum for monthly average
	mg/off-kg (pounds per million off-pounds) of magnesium cast with direct chill methods	
Chromium	1.74	0.711
Zinc	5.77	2.41
Ammonia	527	232
Fluoride	235	105

(f) *Surface treatment spent baths.*

SUBPART B—PSES

Pollutant or pollutant property	Maximum for any 1 day	Maximum for monthly average
	mg/off-kg (pounds per million off-pounds) of magnesium surface treated	
Chromium	0.205	0.084
Zinc	0.681	0.285
Ammonia	62.1	27.3
Fluoride	27.8	12.3

(g) *Surface treatment rinse.*

SUBPART B—PSES

Pollutant or pollutant property	Maximum for any 1 day	Maximum for monthly average
	mg/off-kg (pounds per million off-pounds) of magnesium surface treated	
Chromium	0.832	0.340
Zinc	2.76	1.16
Ammonia	252	111
Fluoride	113	49.9

(h) *Sawing or grinding spent emulsions.*

SUBPART B—PSES

Pollutant or pollutant property	Maximum for any 1 day	Maximum for monthly average
	mg/off-kg (pounds per million off-pounds) of magnesium sawed or ground	
Chromium	0.009	0.004
Zinc	0.029	0.012
Ammonia	2.60	1.15
Fluoride	1.16	0.515

(i) *Degreasing Spent Solvents—subpart B—PSES.* There shall be no discharge of process wastewater pollutants.

(j) *Wet air pollution control scrubber blowdown.*

SUBPART B—PSES

Pollutant or pollutant property	Maximum for any 1 day	Maximum for monthly average
	mg/off-kg (pounds per million off-pounds) of magnesium sanded and repaired or forged	
Chromium	0.273	0.112
Zinc	0.904	0.378
Ammonia	8.25	36.3
Fluoride	36.9	16.4

[50 FR 34270, Aug. 23, 1985; 51 FR 2884, Jan. 22, 1986]

§ 471.25 Pretreatment standards for new sources (PSNS).

Except as provided in 40 CFR 403.7, any new source subject to this subpart which introduces pollutants into a publicly owned treatment works must comply with 40 CFR part 403 and achieve the following pretreatment standards for new sources (PSNS). The mass of wastewater pollutants in magnesium forming process wastewater introduced into a POTW shall not exceed the following values:

(a) *Rolling spent emulsions.*

SUBPART B—PSNS

Pollutant or pollutant property	Maximum for any 1 day	Maximum for monthly average
	mg/off-kg (pounds per million off-pounds) of magnesium rolled with emulsions	
Chromium	0.028	0.011
Zinc	0.076	0.032
Ammonia	9.95	4.37
Fluoride	4.44	1.97

(b) *Forging spent lubricants—subpart B—PSNS.* There shall be no discharge of process wastewater pollutants.

(c) *Forging contact cooling water.*

SUBPART B—PSNS

Pollutant or pollutant property	Maximum for any 1 day	Maximum for monthly average
	mg/off-kg (pounds per million off-pounds) of forged magnesium cooled with water	
Chromium	0.107	0.044
Zinc	0.295	0.122
Ammonia	38.5	17.0
Fluoride	17.2	7.63

§ 471.26

(d) *Forging equipment cleaning wastewater.*

SUBPART B—PSNS

Pollutant or pollutant property	Maximum for any 1 day	Maximum for monthly average
	mg/off-kg (pounds per million off-pounds) of magnesium forged	
Chromium	0.002	0.0006
Zinc	0.004	0.002
Ammonia	0.532	0.234
Fluoride	0.238	0.106

(e) *Direct chill casting contact cooling water.*

SUBPART B—PSNS

Pollutant or pollutant property	Maximum for any 1 day	Maximum for monthly average
	mg/off-kg (pounds per million off-pounds) of magnesium cast with direct chill methods	
Chromium	1.46	0.593
Zinc	4.03	1.66
Ammonia	527	232
Fluoride	235	105

(f) *Surface treatment spent baths.*

SUBPART B—PSNS

Pollutant or pollutant property	Maximum for any 1 day	Maximum for monthly average
	mg/off-kg (pounds per million off-pounds) of magnesium surface treated	
Chromium	0.173	0.070
Zinc	0.476	0.196
Ammonia	62.1	27.3
Fluoride	27.8	12.3

(g) *Surface treatment rinse.*

SUBPART B—PSNS

Pollutant or pollutant property	Maximum for any 1 day	Maximum for monthly average
	mg/off-kg (pounds per million off-pounds) of magnesium surface treated	
Chromium	0.700	0.284
Zinc	1.93	0.794
Ammonia	252	111
Fluoride	113	49.9

40 CFR Ch. I (7–1–21 Edition)

(h) *Sawing or grinding spent emulsions.*

SUBPART B—PSNS

Pollutant or pollutant property	Maximum for any 1 day	Maximum for monthly average
	mg/off-kg (pounds per million off-pounds) of magnesium sawed or ground	
Chromium	0.007	0.003
Zinc	0.020	0.008
Ammonia	2.60	1.15
Fluoride	1.16	0.515

(i) *Degreasing spent solvents—subpart B—PSNS.* There shall be no discharge of process wastewater pollutants.

(j) *Wet air pollution control scrubber blowdown.*

SUBPART B—PSNS

Pollutant or pollutant property	Maximum for any 1 day	Maximum for monthly average
	mg/off-kg (pounds per million off-pounds) of magnesium sanded and repaired or forged	
Chromium	0.229	0.093
Zinc	0.632	0.260
Ammonia	82.5	36.3
Fluoride	36.9	16.4

[50 FR 34270, Aug. 23, 1985; 51 FR 2884, Jan. 22, 1986]

§ 471.26 Effluent limitations representing the degree of effluent reduction attainable by the application of the best conventional pollutant control technology (BCT). [Reserved]

Subpart C—Nickel-Cobalt Forming Subcategory

§ 471.30 Applicability; description of the nickel-cobalt forming subcategory.

This subpart applies to discharges of pollutants to waters of the United States, and introductions of pollutants into publicly owned treatment works from the process operations of the nickel-cobalt forming subcategory.

Environmental Protection Agency

§ 471.31

§ 471.31 Effluent limitations representing the degree of effluent reduction attainable by the application of the best practicable control technology currently available (BPT).

Except as provided in 40 CFR 125.30–125.32, any existing point source subject to this subpart must achieve the following effluent limitations for the process operations representing the degree of effluent reduction attainable by the application of the best practicable control technology currently available (BPT):

(a) *Rolling spent neat oils—subpart C—BPT.* There shall be no discharge of process wastewater pollutants.

(b) *Rolling spent emulsions.*

SUBPART C—BPT

Pollutant or pollutant property	Maximum for any 1 day	Maximum for monthly average
	mg/off-kg (pounds per million off-pounds) of nickel-cobalt rolled with emulsions	
Chromium	0.075	0.031
Nickel	0.327	0.216
Fluoride	10.1	4.49
Oil and grease	3.4	2.04
TSS	6.97	3.32
pH	(¹)	(¹)

¹ Within the range of 7.5 to 10.0 at all times.

(c) *Rolling contact cooling water.*

SUBPART C—BPT

Pollutant or pollutant property	Maximum for any 1 day	Maximum for monthly average
	mg/off-kg (pounds per million off-pounds) of nickel-cobalt rolled with water	
Chromium	1.66	0.679
Nickel	7.24	4.79
Fluoride	225	99.6
Oil and grease	75.4	45.3
TSS	155	73.5
pH	(¹)	(¹)

¹ Within the range of 7.5 to 10.0 at all times.

(d) *Tube Reducing Spent Lubricant—subpart C—BPT.* (1) There shall be no discharge of process wastewater pollutants except as provided under paragraph (d)(2) of this section.

(2) Process wastewater pollutants may be discharged, with no allowance for any pollutants discharged, provided the facility owner or operator demonstrates, on the basis of analytical

methods set forth in or approved pursuant to 40 CFR part 136, that the concentrations of nitrosamine compounds in the wastewater discharged from the tube reducing process do not exceed 0.050 mg/l of N-nitrosodimethylamine, 0.020 mg/l of N-nitrosodiphenylamine, and 0.020 mg/l of N-nitrosodi-n-propylamine.

(3) The demonstration required under paragraph (d)(2) of this section shall be made once per month until the demonstration has been made for all three nitrosamine compounds for six consecutive months, after which time the demonstration may be made once per quarter. If a sample is found to contain any of the foregoing nitrosamine compounds at concentrations greater than those specified in paragraph (d)(2) of this section, the actions described in paragraph (d)(4) of this section shall be taken, and the demonstration required under paragraph (d)(2) of this section shall be made once per month until it has been made for all three nitrosamine compounds for six consecutive months.

(4) If sampling results show that any of the foregoing nitrosamine compounds is present in the process wastewater at concentrations greater than those specified in paragraph (d)(2) of this section, the facility owner or operator shall ensure that, within thirty days of receiving written notification of the sampling results, there is no further discharge of tube reducing spent lubricant wastewater until the owner or operator:

(i) Performs a subsequent analysis which demonstrates that the concentrations of the foregoing nitrosamine compounds do not exceed the levels specified in paragraph (d)(2) of this section; or

(ii) Substitutes a new tube reducing lubricant and thereafter complies with the requirements of paragraph (d)(3) of this section; or

(iii) Determines the source of the pollutant whose concentration exceeded the level specified in paragraph (d)(2) of this section and demonstrates to the satisfaction of the NPDES issuing authority that such source has been eliminated.

(5) The concentration limits specified in paragraph (d)(2) of this section apply

§471.31

at the point of discharge from the tube reducing process. However, sampling after the tube reducing wastewater has been commingled with other wastewaters is permitted if:

(i) Any dilution caused by the other wastewaters is taken into account in determining the appropriate (*i.e.*, lower) allowable discharge concentration; and

(ii) An analytical method of sufficient sensitivity is used to measure the levels of each of the foregoing nitrosamine compounds in the wastewaters being sampled.

(e) *Drawing spent neat oils—subpart C—BPT.* There shall be no discharge of process wastewater pollutants

(f) *Drawing spent emulsions.*

SUBPART C—BPT

Pollutant or pollutant property	Maximum for any 1 day	Maximum for monthly average
	mg/off-kg (pounds per million off-pounds) of nickel-cobalt drawn with emulsions	
Chromium	0.042	0.017
Nickel	0.183	0.121
Fluoride	5.68	2.52
Oil and grease	1.91	1.15
TSS	3.91	1.86
pH	(¹)	(¹)

¹ Within the range of 7.5 to 10.0 at all times.

(g) *Extrusion spent lubricants—subpart C—BPT.* There shall be no discharge of process wastewater pollutants.

(h) *Extrusion press or solution heat treatment contact cooling water.*

SUBPART C—BPT

Pollutant or pollutant property	Maximum for any 1 day	Maximum for monthly average
	mg/off-kg (pounds per million off-pounds) of nickel-cobalt heat treated	
Chromium	0.037	0.015
Nickel	0.160	0.106
Fluoride	4.95	2.20
Oil and grease	1.67	0.999
TSS	3.41	1.63
pH	(¹)	(¹)

¹ Within the range of 7.5 to 10.0 at all times.

(i) *Extrusion press hydraulic fluid leakage.*

40 CFR Ch. I (7–1–21 Edition)

SUBPART C—BPT

Pollutant or pollutant property	Maximum for any 1 day	Maximum for monthly average
	mg/off-kg (pounds per million off-pounds) of nickel-cobalt extruded	
Chromium	0.102	0.042
Nickel	0.446	0.295
Fluoride	13.8	6.13
Oil and grease	4.64	2.79
TSS	9.51	4.53
pH	(¹)	(¹)

¹ Within the range of 7.5 to 10.0 at all times.

(j) *Forging equipment cleaning wastewater.*

SUBPART C—BPT

Pollutant or pollutant property	Maximum for any 1 day	Maximum for monthly average
	mg/off-kg (pounds per million off-pounds) of nickel-cobalt forged	
Chromium	0.018	0.007
Nickel	0.077	0.051
Fluoride	2.38	1.06
Oil and grease	0.800	0.480
TSS	1.640	0.780
pH	(¹)	(¹)

¹ Within the range of 7.5 to 10.0 at all times.

(k) *Forging contact cooling water.*

SUBPART C—BPT

Pollutant or pollutant property	Maximum for any 1 day	Maximum for monthly average
	mg/off-kg (pounds per million off-pounds) of forged nickel-cobalt cooled with water	
Chromium	0.209	0.086
Nickel	0.910	0.602
Fluoride	28.2	12.5
Oil and grease	9.48	5.69
TSS	19.5	9.25
pH	(¹)	(¹)

¹ Within the range of 7.5 to 10.0 at all times.

(l) *Forging press hydraulic fluid leakage.*

Environmental Protection Agency

§ 471.31

SUBPART C—BPT

Pollutant or pollutant property	Maximum for any 1 day	Maximum for monthly average
	mg/off-kg (pounds per million off-pounds) of nickel-cobalt forged	
Chromium	0.083	0.034
Nickel	0.359	0.238
Fluoride	11.2	4.94
Oil and grease	3.74	2.25
TSS	7.67	3.65
pH	(¹)	(¹)

¹ Within the range of 7.5 to 10.0 at all times.

(m) *Forging spent lubricants—subpart C—BPT.* There shall be no discharge of process wastewater pollutants.

(n) *Stationary casting contact cooling water.*

SUBPART C—BPT

Pollutant or pollutant property	Maximum for any 1 day	Maximum for monthly average
	mg/off-kg (pounds per million off-pounds) of nickel-cobalt cast with stationary casting methods	
Chromium	5.33	2.18
Nickel	23.3	15.4
Fluoride	720	320
Oil and grease	242	145
TSS	496	236
pH	(¹)	(¹)

¹ Within the range of 7.5 to 10.0 at all times.

(o) *Vacuum melting steam condensate—subpart C—BPT.* There shall be no allowance for the discharge of process wastewater pollutants.

(p) *Metal powder production atomization wastewater.*

SUBPART C—BPT

Pollutant or pollutant property	Maximum for any 1 day	Maximum for monthly average
	mg/off-kg (pounds per million off-pounds) of nickel-cobalt metal powder atomized	
Chromium	1.16	0.472
Nickel	5.03	3.33
Fluoride	156	69.2
Oil and grease	52.4	31.5
TSS	108	51.1
pH	(¹)	(¹)

¹ Within the range of 7.5 to 10.0 at all times.

(q) *Annealing and solution heat treatment contact cooling water—subpart C—*

BPT. There shall be no allowance for the discharge of process wastewater pollutants.

(r) *Wet air pollution control scrubber blowdown.*

SUBPART C—BPT

Pollutant or pollutant property	Maximum for any 1 day	Maximum for monthly average
	mg/off-kg (pounds per million off-pounds) of nickel-cobalt formed	
Chromium	0.357	0.146
Nickel	1.56	1.03
Fluoride	48.2	21.4
Oil and grease	16.2	9.72
TSS	33.2	15.8
pH	(¹)	(¹)

¹ Within the range of 7.5 to 10.0 at all times.

(s) *Surface treatment spent baths.*

SUBPART C—BPT

Pollutant or pollutant property	Maximum for any 1 day	Maximum for monthly average
	mg/off-kg (pounds per million off-pounds) of nickel-cobalt surface treated	
Chromium	0.412	0.169
Nickel	1.80	1.19
Fluoride	55.7	24.7
Oil and grease	18.7	11.2
TSS	38.4	18.3
pH	(¹)	(¹)

¹ Within the range of 7.5 to 10.0 at all times.

(t) *Surface treatment rinse.*

SUBPART C—BPT

Pollutant or pollutant property	Maximum for any 1 day	Maximum for monthly average
	mg/off-kg (pounds per million off-pounds) of nickel-cobalt surface treated	
Chromium	10.4	4.25
Nickel	45.3	30.0
Fluoride	1410	623
Oil and grease	472	283
TSS	968	460
pH	(¹)	(¹)

¹ Within the range of 7.5 to 10.0 at all times.

(u) *Alkaline cleaning spent baths.*

SUBPART C—BPT

Pollutant or pollutant property	Maximum for any 1 day	Maximum for monthly average
	mg/off-kg (pounds per million off-pounds) of nickel-cobalt alkaline cleaned	
Chromium	0.015	1.52
Nickel	16.2	10.7
Fluoride	502	223
Oil and grease	169	101
TSS	346	165
pH	(¹)	(¹)

¹ Within the range of 7.5 to 10.0 at all times.

(v) *Alkaline cleaning rinse.*

SUBPART C—BPT

Pollutant or pollutant property	Maximum for any 1 day	Maximum for monthly average
	mg/off-kg (pounds per million off-pounds) of nickel-cobalt alkaline cleaned	
Chromium	1.03	0.420
Nickel	4.48	2.96
Fluoride	139	61.5
Oil and grease	46.6	28.0
TSS	95.6	45.5
pH	(¹)	(¹)

¹ Within the range of 7.5 to 10.0 at all times.

(w) *Molten salt rinse.*

SUBPART C—BPT

Pollutant or pollutant property	Maximum for any 1 day	Maximum for monthly average
	mg/off-kg (pounds per million off-pounds) of nickel-cobalt treated with molten salt	
Chromium	3.72	1.52
Nickel	16.2	10.7
Fluoride	502	223
Oil and grease	169	101
TSS	346	165
pH	(¹)	(¹)

¹ Within the range of 7.5 to 10.0 at all times.

(x) *Ammonia rinse.*

SUBPART C—BPT

Pollutant or pollutant property	Maximum for any 1 day	Maximum for monthly average
	mg/off-kg (pounds per million off-pounds) of nickel-cobalt treated with ammonia solution	
Chromium	0.007	0.003
Nickel	0.029	0.019
Fluoride	0.881	0.391
Oil and grease	0.296	0.178
TSS	0.607	0.289
pH		(¹)

¹ Within the range of 7.5 to 10.0 at all times.

(y) *Sawing or grinding spent emulsions.*

SUBPART C—BPT

Pollutant or pollutant property	Maximum for any 1 day	Maximum for monthly average
	mg/off-kg (pounds per million off-pounds) of nickel-cobalt sawed or ground with emulsions	
Chromium	0.018	0.007
Nickel	0.076	0.050
Fluoride	2.35	1.04
Oil and grease	0.788	0.473
TSS	1.62	0.769
pH		(¹)

¹ Within the range of 7.5 to 10.0 at all times.

(z) *Sawing or grinding rinse.*

SUBPART C—BPT

Pollutant or pollutant property	Maximum for any 1 day	Maximum for monthly average
	mg/off-kg (pounds per million off-pounds) of sawed or ground nickel-cobalt rinsed	
Chromium	0.797	0.326
Nickel	3.48	2.30
Fluoride	108	47.8
Oil and grease	36.2	21.7
TSS	74.2	35.3
pH		(¹)

¹ Within the range of 7.5 to 10.0 at all times.

(aa) *Steam Cleaning Condensate.*

Environmental Protection Agency

§ 471.32

SUBPART C—BPT

Pollutant or pollutant property	Maximum for any 1 day	Maximum for monthly average
	mg/off-kg (pounds per million off-pounds) of nickel-cobalt steam cleaned	
Chromium	0.013	0.006
Nickel	0.058	0.039
Fluoride	1.79	0.795
Oil and grease	0.602	0.361
TSS	1.24	0.587
pH		(¹)

¹ Within the range of 7.5 to 10.0 at all times.

(bb) *Hydrostatic tube testing and ultrasonic testing wastewater—subpart C—BPT.* There shall be no allowance for the discharge of process wastewater pollutants.

(cc) *Degreasing spent solvents—subpart C—BPT.* There shall be no discharge of process wastewater pollutants.

(dd) *Dye penetrant testing wastewater.*

SUBPART C—BPT

Pollutant or pollutant property	Maximum for any 1 day	Maximum for monthly average
	mg/off-kg (pounds per million off-pounds) of nickel-cobalt tested with dye penetrant method	
Chromium	0.094	0.039
Nickel	0.409	0.271
Fluoride	12.7	5.63
Oil and grease	4.26	2.56
TSS	8.74	4.16
pH	(¹)	(¹)

¹ Within the range of 7.5 to 10.0 at all times.

(ee) *Electrocoating rinse.*

SUBPART C—BPT

Pollutant or pollutant property	Maximum for any 1 day	Maximum for monthly average
	mg/off-kg (pounds per million off-pounds) of nickel-cobalt electrocoated	
Chromium	1.48	0.607
Nickel	6.47	4.28
Fluoride	201	89.0
Oil and grease	67.4	40.5
TSS	138	65.7
pH	(¹)	(¹)

¹ Within the range of 7.5 to 10.0 at all times.

(ff) *Miscellaneous wastewater sources.*

SUBPART C—BPT

Pollutant or pollutant property	Maximum for any 1 day	Maximum for monthly average
	mg/off-kg (pounds per million off-pounds) of nickel-cobalt formed	
Chromium	0.108	0.044
Nickel	0.473	0.313
Fluoride	14.7	6.50
Oil and grease	4.92	2.95
TSS	10.1	4.80
pH	(¹)	(¹)

¹ Within the range of 7.5 to 10.0 at all times.

[50 FR 34270, Aug. 23, 1985; 51 FR 2884, Jan. 22, 1986, as amended at 54 FR 11348, Mar. 17, 1989]

§ 471.32 Effluent limitations representing the degree of effluent reduction attainable by the application of the best available technology economically achievable (BAT).

Except as provided in 40 CFR 125.30 through 125.32, any existing point source subject to this subpart must achieve the following effluent limitations representing the degree of effluent reduction attainable by the application of the best available technology economically achievable (BAT):

(a) *Rolling spent neat oils—subpart C—BAT.* There shall be no discharge of process wastewater pollutants.

(b) *Rolling spent emulsions.*

SUBPART C—BAT

Pollutant or pollutant property	Maximum for any 1 day	Maximum for monthly average
	mg/off-kg (pounds per million off-pounds) of nickel-cobalt rolled with emulsions	
Chromium	0.063	0.026
Nickel	0.094	0.063
Fluoride	10.1	4.49

(c) *Rolling contact cooling water.*

SUBPART C—BAT

Pollutant or pollutant property	Maximum for any 1 day	Maximum for monthly average
	mg/off-kg (pounds per million off-pounds) of nickel-cobalt rolled with water	
Chromium	0.028	0.011
Nickel	0.042	0.028
Fluoride	4.49	1.99

(d) *Tube Reducing Spent Lubricant—subpart C—BAT.* (1) There shall be no discharge of process wastewater pollutants except as provided under paragraph (d)(2) of this section.

(2) Process wastewater pollutants may be discharged, with no allowance for any pollutants discharged, provided the facility owner or operator demonstrates, on the basis of analytical methods set forth in or approved pursuant to 40 CFR part 136, that the concentrations of nitrosamine compounds in the wastewater discharged from the tube reducing process do not exceed 0.050 mg/l of N-nitrosodimethylamine, 0.020 mg/l of N-nitrosodiphenylamine, and 0.020 mg/l of N-nitrosodi-n-propylamine.

(3) The demonstration required under paragraph (d)(2) of this section shall be made once per month until the demonstration has been made for all three nitrosamine compounds for six consecutive months, after which time the demonstration may be made once per quarter. If a sample is found to contain any of the foregoing nitrosamine compounds at concentrations greater than those specified in subparagraph (d)(2) of this section, the actions described in paragraph (d)(4) of this section shall be taken, and the demonstration required under subparagraph (d)(2) of this section shall be made once per month until it has been made for all three nitrosamine compounds for six consecutive months.

(4) If sampling results show that any of the foregoing nitrosamine compounds is present in the process wastewater at concentrations greater than those specified in subparagraph (d)(2) of this section, the facility owner or operator shall ensure that, within thirty days of receiving written notification of the sampling results, there is no further discharge of tube reducing spent lubricant wastewater until the owner or operator:

(i) Performs a subsequent analysis which demonstrates that the concentrations of the foregoing nitrosamine compounds do not exceed the levels specified in paragraph (d)(2) of this section; or

(ii) Substitutes a new tube reducing lubricant and thereafter complies with

the requirements of paragraph (d)(3) of this section; or

(iii) Determines the source of the pollutant whose concentration exceeded the level specified in paragraph (d)(2) of this section and demonstrates to the satisfaction of the NPDES issuing authority that such source has been eliminated.

(5) The concentration limits specified in paragraph (d)(2) of this section apply at the point of discharge from the tube reducing process. However, sampling after the tube reducing wastewater has been commingled with other wastewaters is permitted if:

(i) Any dilution caused by the other wastewaters is taken into account in determining the appropriate (*i.e.*, lower) allowable discharge concentration; and

(ii) An analytical method of sufficient sensitivity is used to measure the levels of each of the foregoing nitrosamine compounds in the wastewaters being sampled.

(e) *Drawing spent neat oils—subpart C—BAT.* There shall be no discharge of process wastewater pollutants.

(f) *Drawing spent emulsions.*

SUBPART C—BAT

Pollutant or pollutant property	Maximum for any 1 day	Maximum for monthly average
	mg/off-kg (pounds per million off-pounds) of nickel-cobalt drawn with emulsions	
Chromium	0.036	0.015
Nickel	0.053	0.036
Fluoride	5.68	2.52

(g) *Extrusion spent lubricants—subpart C—BAT.* There shall be no discharge of process wastewater pollutants.

(h) *Extrusion press or solution heat treatment contact cooling water.*

SUBPART C—BAT

Pollutant or pollutant property	Maximum for any 1 day	Maximum for monthly average
	mg/off-kg (pounds per million off-pounds) of extruded nickel-cobalt heat treated	
Chromium	0.031	0.013
Nickel	0.046	0.031
Fluoride	4.95	2.20

Environmental Protection Agency

§ 471.32

(i) *Extrusion press hydraulic fluid leakage.*

SUBPART C—BAT

Pollutant or pollutant property	Maximum for any 1 day	Maximum for monthly average
	mg/off-kg (pounds per million off-pounds) of nickel-cobalt extruded	
Chromium	0.086	0.034
Nickel	0.128	0.086
Fluoride	13.8	6.13

(j) *Forging equipment cleaning wastewater.*

SUBPART C—BAT

Pollutant or pollutant property	Maximum for any 1 day	Maximum for monthly average
	mg/off-kg (pounds per million off-pounds) of nickel-cobalt forged	
Chromium	0.002	0.0006
Nickel	0.002	0.002
Fluoride	0.238	0.106

(k) *Forging contact cooling water.*

SUBPART C—BAT

Pollutant or pollutant property	Maximum for any 1 day	Maximum for monthly average
	mg/off-kg (pounds per million off-pounds) of forged nickel-cobalt cooled with water	
Chromium	0.018	0.007
Nickel	0.026	0.018
Fluoride	2.82	1.25

(l) *Forging press hydraulic fluid leakage.*

SUBPART C—BAT

Pollutant or pollutant property	Maximum for any 1 day	Maximum for monthly average
	mg/off-kg (pounds per million off-pounds) of nickel-cobalt forged	
Chromium	0.069	0.028
Nickel103	0.069
Fluoride	11.2	4.94

(m) *Forging spent lubricants—subpart C—BAT.* There shall be no discharge of process wastewater pollutants.

(n) *Stationary casting contact cooling water.*

SUBPART C—BAT

Pollutant or pollutant property	Maximum for any 1 day	Maximum for monthly average
	mg/off-kg (pounds per million off-pounds) of nickel-cobalt cast with stationary casting methods	
Chromium	0.448	0.182
Nickel666	.448
Fluoride	72.0	32.0

(o) *Vacuum melting steam condensate—subpart C—BAT.* There shall be no allowance for the discharge of wastewater pollutants.

(p) *Metal powder production atomization wastewater.*

SUBPART C—BAT

Pollutant or pollutant property	Maximum for any 1 day	Maximum for monthly average
	mg/off-kg (pounds per million off-pounds) of nickel-cobalt metal powder atomized	
Chromium	0.970	0.393
Nickel	1.44	.970
Fluoride	156	69.2

(q) *Annealing and solution heat treatment contact cooling water—subpart C—BAT.* There shall be no allowance for the discharge of wastewater pollutants.

(r) *Wet air pollution control scrubber blowdown.*

SUBPART C—BAT

Pollutant or pollutant property	Maximum for any 1 day	Maximum for monthly average
	mg/off-kg (pounds per million off-pounds) of nickel-cobalt formed	
Chromium	0.300	0.122
Nickel446	.300
Fluoride	48.2	21.4

(s) *Surface treatment spent baths.*

SUBPART C—BAT

Pollutant or pollutant property	Maximum for any 1 day	Maximum for monthly average
	mg/off-kg (pounds per million off-pounds) of nickel-cobalt surface treated	
Chromium	0.346	0.141
Nickel514	.346
Fluoride	55.7	24.7

§ 471.32

40 CFR Ch. I (7–1–21 Edition)

(t) *Surface treatment rinse.*

SUBPART C—BAT

Pollutant or pollutant property	Maximum for any 1 day	Maximum for monthly average
	mg/off-kg (pounds per million off-pounds) of nickel-cobalt surface treated	
Chromium	0.873	0.354
Nickel	1.30	.873
Fluoride	141	62.3

(u) *Alkaline cleaning spent baths.*

SUBPART C—BAT

Pollutant or pollutant property	Maximum for any 1 day	Maximum for monthly average
	mg/off-kg (pounds per million off-pounds) of nickel-cobalt alkaline cleaned	
Chromium	0.013	0.005
Nickel	0.019	0.013
Fluoride	2.02	0.895

(v) *Alkaline cleaning rinse.*

SUBPART C—BAT

Pollutant or pollutant property	Maximum for any 1 day	Maximum for monthly average
	mg/off-kg (pounds per million off-pounds) of nickel-cobalt alkaline cleaned	
Chromium	0.086	0.035
Nickel	0.128	0.086
Fluoride	13.9	6.15

(w) *Molten salt rinse.*

SUBPART C—BAT

Pollutant or pollutant property	Maximum for any 1 day	Maximum for monthly average
	mg/off-kg (pounds per million off-pounds) of nickel-cobalt treated with molten salt	
Chromium	0.312	0.127
Nickel	0.464	0.312
Fluoride	50.2	22.3

(x) *Ammonia rinse.*

SUBPART C—BAT

Pollutant or pollutant property	Maximum for any 1 day	Maximum for monthly average
	mg/off-kg (pounds per million off-pounds) of nickel-cobalt treated with ammonia solution	
Chromium	0.006	0.002
Nickel	0.008	0.006
Fluoride	0.881	0.391

(y) *Sawing or grinding spent emulsions.*

SUBPART C—BAT

Pollutant or pollutant property	Maximum for any 1 day	Maximum for monthly average
	mg/off-kg (pounds per million off-pounds) of nickel-cobalt sawed or ground with emulsions	
Chromium	0.015	0.006
Nickel	0.022	0.015
Fluoride	2.35	1.04

(z) *Sawing or grinding rinse.*

SUBPART C—BAT

Pollutant or pollutant property	Maximum for any 1 day	Maximum for monthly average
	mg/off-kg (pounds per million off-pounds) of sawed or ground nickel-cobalt rinsed	
Chromium	0.067	0.027
Nickel	0.100	0.067
Fluoride	10.8	4.78

(aa) *Steam cleaning condensate.*

SUBPART C—BAT

Pollutant or pollutant property	Maximum for any 1 day	Maximum for monthly average
	mg/off-kg (pounds per million off-pounds) of nickel-cobalt steam cleaned	
Chromium	0.011	0.005
Nickel	0.017	0.011
Fluoride	1.79	0.795

(bb) *Hydrostatic tube testing and ultrasonic testing wastewater—subpart C—BAT.* There shall be no allowance for the discharge of process wastewater pollutants.

(cc) *Degreasing spent solvents—subpart C—BAT.* There shall be no discharge of process wastewater pollutants.

(dd) *Dye penetrant testing wastewater.*

Environmental Protection Agency

§ 471.33

SUBPART C—BAT

Pollutant or pollutant property	Maximum for any 1 day	Maximum for monthly average
	mg/off-kg (pounds per million off-pounds) of nickel-cobalt tested with dye penetrant method	
Chromium	0.079	0.032
Nickel	0.117	0.079
Fluoride	12.7	5.63

(ee) *Electrocoating rinse.*

SUBPART C—BAT

Pollutant or pollutant property	Maximum for any 1 day	Maximum for monthly average
	mg/off-kg (pounds per million off-pounds) of nickel-cobalt electrocoated	
Chromium	1.25	0.506
Nickel	1.86	1.25
Fluoride	201	89.0

(ff) *Miscellaneous wastewater sources.*

SUBPART C—BAT

Pollutant or pollutant property	Maximum for any 1 day	Maximum for monthly average
	mg/off-kg (pounds per million off-pounds) of nickel-cobalt formed	
Chromium	0.091	0.037
Nickel	0.136	0.091
Fluoride	14.7	6.50

[50 FR 34270, Aug. 23, 1985; 51 FR 2885, Jan. 22, 1986, as amended at 54 FR 11348, Mar. 17, 1989; 54 FR 13606, Apr. 4, 1989]

§ 471.33 New source performance standards (NSPS).

Any new source subject to this subpart must achieve the following new source performance standards (NSPS). The mass of pollutants in the nickel-cobalt forming process wastewater shall not exceed the following values:

(a) *Rolling spent neat oils—subpart C—NSPS.* There shall be no discharge of process wastewater pollutants.

(b) *Rolling spent emulsions.*

SUBPART C—NSPS

Pollutant or pollutant property	Maximum for any 1 day	Maximum for monthly average
	mg/off-kg (pounds per million off-pounds) of nickel-cobalt rolled with emulsions	
Chromium	0.063	0.026
Nickel	0.094	0.063
Fluoride	10.1	4.49
Oil and grease	1.70	1.70
TSS	2.55	2.04
pH	(¹)	(¹)

¹ Within the range of 7.5 to 10.0 at all times.

(c) *Rolling contact cooling water.*

SUBPART C—NSPS

Pollutant or pollutant property	Maximum for any 1 day	Maximum for monthly average
	mg/off-kg (pounds per million off-pounds) of nickel-cobalt rolled with water	
Chromium	0.028	0.012
Nickel	0.042	0.028
Fluoride	4.49	1.99
Oil and grease	0.754	0.754
TSS	1.13	0.905
pH	(¹)	(¹)

¹ Within the range of 7.5 to 10.0 at all times.

(d) *Tube Reducing Spent Lubricant—subpart C—NSPS.* (1) There shall be no discharge of process wastewater pollutants except as provided under paragraph (d)(2) of this section.

(2) Process wastewater pollutants may be discharged, with no allowance for any pollutants discharged, provided the facility owner or operator demonstrates, on the basis of analytical methods set forth in or approved pursuant to 40 CFR part 136, that the concentrations of nitrosamine compounds in the wastewater discharged from the tube reducing process do not exceed 0.050mg/l of N-nitrosodimethylamine, 0.020 mg/l of N-nitrosodiphenylamine, and 0.020 mg/l of N-nitrosodi-n-propylamine.

(3) The demonstration required under paragraph (d)(2) of this section shall be made once per month until the demonstration has been made for all three nitrosamine compounds for six consecutive months, after which time the demonstration may be made once per quarter. If a sample is found to contain any of the foregoing nitrosamine compounds at concentrations greater than

§ 471.33

those specified in paragraph (d)(2) of this section, the actions described in paragraph (d)(4) of this section shall be taken, and the demonstration required under paragraph (d)(2) of this section shall be made once per month until it has been made for all three nitrosamine compounds for six consecutive months.

(4) If sampling results show that any of the foregoing nitrosamine compounds is present in the process wastewater at concentrations greater than those specified in paragraph (d)(2) of this section, the facility owner or operator shall ensure that, within thirty days of receiving written notification of the sampling results, there is no further discharge of tube reducing spent lubricant wastewater until the owner or operator:

(i) Performs a subsequent analysis which demonstrates that the concentrations of the foregoing nitrosamine compounds do not exceed the levels specified in paragraph (d)(2) of this section; or

(ii) Substitutes a new tube reducing lubricant and thereafter complies with the requirements of paragraph (d)(3) of this section; or

(iii) Determines the source of the pollutant whose concentration exceeded the level specified in paragraph (d)(2) of this section and demonstrates to the satisfaction of the NPDES issuing authority that such source has been eliminated.

(5) The concentration limits specified in paragraph (d)(2) of this section apply at the point of discharge from the tube reducing process. However, sampling after the tube reducing wastewater has been commingled with other wastewaters is permitted if:

(i) Any dilution caused by the other wastewaters is taken into account in determining the appropriate (*i.e.*, lower) allowable discharge concentration; and

(ii) An analytical method of sufficient sensitivity is used to measure the levels of each of the foregoing nitrosamine compounds in the wastewaters being sampled.

(e) *Drawing spent neat oils—subpart C—NSPS.* There shall be no discharge of process wastewater pollutants.

(f) *Drawing spent emulsions.*

40 CFR Ch. I (7–1–21 Edition)

SUBPART C—NSPS

Pollutant or pollutant property	Maximum for any 1 day	Maximum for monthly average
	mg/off-kg (pounds per million off-pounds) of nickel-cobalt drawn with emulsions	
Chromium	0.036	0.015
Nickel	0.053	0.036
Fluoride	5.68	2.52
Oil and grease	0.954	0.954
TSS	1.43	1.15
pH	(¹)	(¹)

¹ Within the range of 7.5 to 10.0 at all times.

(g) *Extrusion spent lubricants—subpart C—NSPS.* There shall be no discharge of process wastewater pollutants.

(h) *Extrusion press or solution heat treatment contact cooling water.*

SUBPART C—NSPS

Pollutant or pollutant property	Maximum for any 1 day	Maximum for monthly average
	mg/off-kg (pounds per million off-pounds) of extruded nickel-cobalt heat treated	
Chromium	0.031	0.013
Nickel	0.046	0.031
Fluoride	4.95	2.20
Oil and grease	0.832	0.832
TSS	1.25	0.999
pH	(¹)	(¹)

¹ Within the range of 7.5 to 10.0 at all times.

(i) *Extrusion press hydraulic fluid leakage.*

SUBPART C—NSPS

Pollutant or pollutant property	Maximum for any 1 day	Maximum for monthly average
	mg/off-kg (pounds per million off-pounds) of nickel-cobalt extruded	
Chromium	0.086	0.035
Nickel	0.128	0.086
Fluoride	13.8	6.13
Oil and grease	2.32	2.32
TSS	3.48	2.79
pH	(¹)	(¹)

¹ Within the range of 7.5 to 10.0 at all times.

(j) *Forging equipment cleaning wastewater.*

Environmental Protection Agency

§ 471.33

SUBPART C—NSPS

Pollutant or pollutant property	Maximum for any 1 day	Maximum for monthly average
	mg/off-kg (pounds per million off-pounds) of nickel-cobalt forged	
Chromium	0.002	0.0006
Nickel	0.002	0.002
Fluoride	0.238	0.106
Oil and grease	0.040	0.040
TSS	0.060	0.048
pH	(¹)	(¹)

¹ Within the range of 7.5 to 10.0 at all times.

(k) *Forging contact cooling water.*

SUBPART C—NSPS

Pollutant or pollutant property	Maximum for any 1 day	Maximum for monthly average
	mg/off-kg (pounds per million off-pounds) of forged nickel-cobalt cooled with water	
Chromium	0.018	0.007
Nickel	0.026	0.018
Fluoride	2.82	1.25
Oil and grease	0.474	0.474
TSS	0.711	0.569
pH	(¹)	(¹)

¹ Within the range of 7.5 to 10.0 at all times.

(l) *Forging press hydraulic fluid leakage.*

SUBPART C—NSPS

Pollutant or pollutant property	Maximum for any 1 day	Maximum for monthly average
	mg/off-kg (pounds per million off-pounds) of nickel-cobalt forged	
Chromium	0.069	0.028
Nickel	0.103	0.069
Fluoride	11.2	4.94
Oil and grease	1.87	1.87
TSS	2.81	2.25
pH	(¹)	(¹)

¹ Within the range of 7.5 to 10.0 at all times.

(m) *Forging spent lubricants—subpart C—NSPS.* There shall be no discharge of process wastewater pollutants.

(n) *Stationary casting contact cooling water.*

SUBPART C—NSPS

Pollutant or pollutant property	Maximum for any 1 day	Maximum for monthly average
	mg/off-kg (pounds per million off-pounds) of nickel-cobalt cast with stationary casting methods	
Chromium	0.448	0.182
Nickel	0.666	0.448
Fluoride	72.0	32.0
Oil and grease	12.1	12.1
TSS	18.2	14.5
pH	(¹)	(¹)

¹ Within the range of 7.5 to 10.0 at all times.

(o) *Vacuum melting steam condensate—subpart C—NSPS.* There shall be no allowance for the discharge of process wastewater pollutants.

(p) *Metal powder production atomization wastewater.*

SUBPART C—NSPS

Pollutant or pollutant property	Maximum for any 1 day	Maximum for monthly average
	mg/off-kg (pounds per million off-pounds) of nickel-cobalt metal powder atomized	
Chromium	0.970	0.393
Nickel	1.44	0.970
Fluoride	156	69.2
Oil and grease	26.2	26.2
TSS	39.3	31.5
pH	(¹)	(¹)

¹ Within the range of 7.5 to 10.0 at all times.

(q) *Annealing and solution heat treatment contact cooling water—subpart C—NSPS.* There shall be no allowance for the discharge of process wastewater pollutants.

(r) *Wet air pollution control scrubber blowdown.*

SUBPART C—NSPS

Pollutant or pollutant property	Maximum for any 1 day	Maximum for monthly average
	mg/off-kg (pounds per million off-pounds) of nickel-cobalt formed	
Chromium	0.300	0.122
Nickel	0.450	0.300
Fluoride	48.2	21.4
Oil and grease	8.1	8.1
TSS	12.2	9.72
pH	(¹)	(¹)

¹ Within the range of 7.5 to 10.0 at all times.

(s) *Surface treatment spent baths.*

§ 471.33

SUBPART C—NSPS

Pollutant or pollutant property	Maximum for any 1 day	Maximum for monthly average
	mg/off-kg (pounds per million off-pounds) of nickel-cobalt surface treated	
Chromium	0.346	0.141
Nickel	0.515	0.346
Fluoride	55.7	24.7
Oil and grease	9.35	9.35
TSS	14.1	11.2
pH	(¹)	(¹)

¹ Within the range of 7.5 to 10.0 at all times.

(t) *Surface treatment rinse.*

SUBPART C—NSPS

Pollutant or pollutant property	Maximum for any 1 day	Maximum for monthly average
	mg/off-kg (pounds per million off-pounds) of nickel-cobalt surface treated	
Chromium	0.874	0.354
Nickel	1.30	0.873
Fluoride	141	62.3
Oil and grease	23.6	23.6
TSS	35.4	28.3
pH	(¹)	(¹)

¹ Within the range of 7.5 to 10.0 at all times.

(u) *Alkaline cleaning spent baths.*

SUBPART C—NSPS

Pollutant or pollutant property	Maximum for any 1 day	Maximum for monthly average
	mg/off-kg (pounds per million off-pounds) of nickel-cobalt alkaline cleaned	
Chromium	0.013	0.005
Nickel	0.019	0.013
Fluoride	2.02	0.895
Oil and grease	0.339	0.339
TSS	0.509	0.407
pH	(¹)	(¹)

¹ Within the range of 7.5 to 10.0 at all times.

(v) *Alkaline cleaning rinse.*

40 CFR Ch. I (7–1–21 Edition)

SUBPART C—NSPS

Pollutant or pollutant property	Maximum for any 1 day	Maximum for monthly average
	mg/off-kg (pounds per million off-pounds) of nickel-cobalt alkaline cleaned	
Chromium	0.086	0.035
Nickel128	.086
Fluoride	13.9	6.15
Oil and grease	2.33	2.33
TSS	3.50	2.80
pH	(¹)	(¹)

¹ Within the range of 7.5 to 10.0 at all times.

(w) *Molten salt rinse.*

SUBPART C—NSPS

Pollutant or pollutant property	Maximum for any 1 day	Maximum for monthly average
	mg/off-kg (pounds per million off-pounds) of nickel-cobalt treated with molten salt	
Chromium	0.312	0.127
Nickel	0.464	0.312
Fluoride	50.2	22.3
Oil and grease	8.44	8.44
TSS	12.7	10.1
pH	(¹)	(¹)

¹ Within the range of 7.5 to 10.0 at all times.

(x) *Ammonia rinse.*

SUBPART C—NSPS

Pollutant or pollutant property	Maximum for any 1 day	Maximum for monthly average
	mg/off-kg (pounds per million off-pounds) of nickel-cobalt treated with ammonia solution	
Chromium	0.006	0.002
Nickel008	.006
Fluoride881	.391
Oil and grease148	.148
TSS	222	178
pH	(¹)	(¹)

¹ Within the range of 7.5 to 10.0 at all times.

(y) *Sawing or grinding spent emulsions.*

Environmental Protection Agency

§ 471.34

SUBPART C—NSPS

Pollutant or pollutant property	Maximum for any 1 day	Maximum for monthly average
	mg/off-kg (pounds per million off-pounds) of nickel-cobalt sawed or ground	
Chromium	0.015	0.006
Nickel002	.015
Fluoride	2.35	1.04
Oil and grease394	.394
TSS	591	473
pH	(¹)	(¹)

¹ Within the range of 7.5 to 10.0 at all times.

(z) *Sawing or grinding rinse.*

SUBPART C—NSPS

Pollutant or pollutant property	Maximum for any 1 day	Maximum for monthly average
	mg/off-kg (pounds per million off-pounds) of sawed or ground nickel-cobalt rinsed	
Chromium	0.067	0.027
Nickel	0.100	0.067
Fluoride	10.8	4.78
Oil and grease	1.81	1.81
TSS	2.72	217
pH	(¹)	(¹)

¹ Within the range of 7.5 to 10.0 at all times.

(a.a) *Steam cleaning condensate.*

SUBPART C—NSPS

Pollutant or pollutant property	Maximum for any 1 day	Maximum for monthly average
	mg/off-kg (pounds per million off-pounds) of nickel-cobalt steam cleaned	
Chromium	0.011	0.005
Nickel	0.017	0.011
Fluoride	1.79	0.795
Oil and grease	0.301	0.301
TSS	0.452	0.361
pH	(¹)	(¹)

¹ Within the range of 7.5 to 10.0 at all times.

(bb) *Hydrostatic tube testing and ultrasonic testing wastewater—subpart C—NSPS.* There shall be no discharge of process wastewater pollutants.

(cc) *Degreasing spent solvents—subpart C—NSPS.* There shall be no discharge of process wastewater pollutants.

(dd) *Dye penetrant testing wastewater.*

SUBPART C—NSPS

Pollutant or pollutant property	Maximum for any 1 day	Maximum for monthly average
	mg/off-kg (pounds per million off-pounds) of nickel-cobalt tested with dye penetrant method	
Chromium	0.079	0.032
Nickel	0.117	0.079
Fluoride	12.7	5.63
Oil and grease	2.13	2.13
TSS	3.20	2.56
pH	(¹)	(¹)

¹ Within the range of 7.5 to 10.0 at all times.

(ee) *Electrocoating rinse.*

SUBPART C—NSPS

Pollutant or pollutant property	Maximum for any 1 day	Maximum for monthly average
	mg/off-kg (pounds per million off-pounds) of nickel-cobalt electrocoated	
Chromium	1.25	0.506
Nickel	1.86	1.25
Fluoride	201	89.0
Oil and grease	33.7	33.7
TSS	50.6	40.5
pH	(¹)	(¹)

¹ Within the range of 7.5 to 10.0 at all times.

(ff) *Miscellaneous wastewater sources.*

SUBPART C—NSPS

Pollutant or pollutant property	Maximum for any 1 day	Maximum for monthly average
	mg/off-kg (pounds per million off-pounds) of nickel-cobalt formed	
Chromium	0.091	0.037
Nickel	0.136	0.091
Fluoride	14.7	6.50
Oil and grease	2.46	2.46
TSS	3.69	2.95
pH	(¹)	(¹)

¹ Within the range of 7.5 to 10.0 at all times.

[50 FR 34270, Aug. 23, 1985; 51 FR 2885, Jan. 22, 1986, as amended at 54 FR 11349, Mar. 17, 1989; 54 FR 13606, Apr. 4, 1989]

§ 471.34 Pretreatment standards for existing sources (PSES).

Except as provided in 40 CFR 403.7 and 403.13, any existing source subject to this subpart which introduces pollutants into a publicly owned treatment works must comply with 40 CFR part 403 and by August 23, 1988 achieve the following pretreatment standards

for existing sources (PSES). The mass of wastewater pollutants in nickel-cobalt forming wastewater introduced into a POTW shall not exceed the following values:

(a) *Rolling spent neat oils—subpart C—PSES.* There shall be no discharge of process wastewater pollutants.

(b) *Rolling spent emulsions.*

SUBPART C—PSES

Pollutant or pollutant property	Maximum for any 1 day	Maximum for monthly average
	mg/off-kg (pounds per million off-pounds) of nickel-cobalt rolled with emulsions	
Chromium	0.063	0.026
Nickel	0.094	0.063
Fluoride	10.1	4.49

(c) *Rolling contact cooling water.*

SUBPART C—PSES

Pollutant or pollutant property	Maximum for any 1 day	Maximum for monthly average
	mg/off-kg (pounds per million off-pounds) of nickel-cobalt rolled with water	
Chromium	0.028	0.011
Nickel	0.042	0.028
Fluoride	4.49	1.99

(d) *Tube Reducing Spent Lubricant—subpart C—PSES.* (1) There shall be no discharge of process wastewater pollutants except as provided under paragraph (d)(2) of this section.

(2) Process wastewater pollutants may be discharged, with no allowance for any pollutants discharged, provided the facility owner or operator demonstrates, on the basis of analytical methods set forth in or approved pursuant to 40 CFR part 136, that the concentrations of nitrosamine compounds in the wastewater discharged from the tube reducing process do not exceed 0.050 mg/l of N-nitrosodimethylamine, 0.020 mg/l of N-nitrosodiphenylamine, and 0.020 mg/l of N-nitrosodi-n-propylamine.

(3) The demonstration required under paragraph (d)(2) of this section shall be made once per month until the demonstration has been made for all three nitrosamine compounds for six consecutive months, after which time the demonstration may be made once per

quarter. If a sample is found to contain any of the foregoing nitrosamine compounds at concentrations greater than those specified in paragraph (d)(2) of this section, the actions described in paragraph (d)(4) of this section shall be taken, and the demonstration required under paragraph (d)(2) of this section shall be made once per month until it has been made for all three nitrosamine compounds for six consecutive months.

(4) If sampling results show that any of the foregoing nitrosamine compounds is present in the process wastewater at concentrations greater than those specified in paragraph (d)(2) of this section, the facility owner or operator shall ensure that, within thirty days of receiving written notification of the sampling results, there is no further discharge of tube reducing spent lubricant wastewater until the owner or operator:

(i) Performs a subsequent analysis which demonstrates that the concentrations of the foregoing nitrosamine compounds do not exceed the levels specified in paragraph (d)(2) of this section; or

(ii) Substitutes a new tube reducing lubricant and thereafter complies with the requirements of paragraph (d)(3) of this section; or

(iii) Determines the source of the pollutant whose concentration exceeded the level specified in paragraph (d)(2) of this section and demonstrates to the satisfaction of the POTW control authority that such source has been eliminated.

(5) The concentration limits specified in paragraph (d)(2) of this section apply at the point of discharge from the tube reducing process. However, sampling after the tube reducing wastewater has been commingled with other wastewaters is permitted if:

(i) Any dilution caused by the other wastewaters is taken into account in determining the appropriate (*i.e.*, lower) allowable discharge concentration; and

(ii) An analytical method of sufficient sensitivity is used to measure the levels of each of the foregoing nitrosamine compounds in the wastewaters being sampled.

Environmental Protection Agency

§ 471.34

(e) *Drawing spent neat oils—subpart C—PSES.* There shall be no discharge of process wastewater pollutants.

(f) *Drawing spent emulsions.*

SUBPART C—PSES

Pollutant or pollutant property	Maximum for any 1 day	Maximum for monthly average
	mg/off-kg (pounds per million off-pounds) of nickel-cobalt drawn with emulsions	
Chromium	0.036	0.014
Nickel	0.053	0.036
Fluoride	5.68	2.52

(g) *Extrusion spent lubricants—subpart C—PSES.* There shall be no discharge of process wastewater pollutants.

(h) *Extrusion press or solution heat treatment contact cooling water.*

SUBPART C—PSES

Pollutant or pollutant property	Maximum for any 1 day	Maximum for monthly average
	mg/off-kg (pounds per million off-pounds) of extruded nickel-cobalt heat treated	
Chromium	0.031	0.013
Nickel	0.046	0.031
Fluoride	4.95	2.20

(i) *Extrusion press hydraulic fluid leakage.*

SUBPART C—PSES

Pollutant or pollutant property	Maximum for any 1 day	Maximum for monthly average
	mg/off-kg (pounds per million off-pounds) of nickel-cobalt extruded	
Chromium	0.086	0.034
Nickel	0.128	0.086
Fluoride	13.8	6.13

(j) *Forging equipment cleaning wastewater.*

SUBPART C—PSES

Pollutant or pollutant property	Maximum for any 1 day	Maximum for monthly average
	mg/off-kg (pounds per million off-pounds) of nickel-cobalt forged	
Chromium	0.002	0.0006
Nickel	0.002	0.002
Fluoride	0.238	0.106

(k) *Forging contact cooling water.*

SUBPART C—PSES

Pollutant or pollutant property	Maximum for any 1 day	Maximum for monthly average
	mg/off-kg (pounds per million off-pounds) of forged nickel-cobalt cooled with water	
Chromium	0.018	0.007
Nickel	0.026	0.018
Fluoride	2.82	1.25

(l) *Forging press hydraulic fluid leakage.*

SUBPART C—PSES

Pollutant or pollutant property	Maximum for any 1 day	Maximum for monthly average
	mg/off-kg (pounds per million off-pounds) of nickel-cobalt forged	
Chromium	0.069	0.028
Nickel	0.103	0.069
Fluoride	11.2	4.94

(m) *Forging spent lubricants—subpart C—PSES.* There shall be no discharge of process wastewater pollutants.

(n) *Stationary casting contact cooling water.*

SUBPART C—PSES

Pollutant or pollutant property	Maximum for any 1 day	Maximum for monthly average
	mg/off-kg (pounds per million off-pounds) of nickel-cobalt cast with stationary methods	
Chromium	0.448	0.182
Nickel	0.666	0.448
Fluoride	72.0	32.0

(o) *Vacuum melting steam condensate—subpart C—PSES.* There shall be no allowance for the discharge of wastewater pollutants.

(p) *Metal powder production atomization wastewater.*

SUBPART C—PSES

Pollutant or pollutant property	Maximum for any 1 day	Maximum for monthly average
	mg/off-kg (pounds per million off-pounds) of nickel-cobalt metal powder atomized	
Chromium	0.970	0.393
Nickel	1.44	0.970
Fluoride	156	69.2

(q) *Annealing and solution heat treatment contact cooling water—subpart C—PSES.* There shall be no allowance for the discharge of wastewater pollutants.

(r) *Wet air pollution control scrubber blowdown.*

SUBPART C—PSES

Pollutant or pollutant property	Maximum for any 1 day	Maximum for monthly average
	mg/off-kg (pounds per million off-pounds) of nickel-cobalt formed	
Chromium	0.300	0.122
Nickel	0.446	0.300
Fluoride	48.2	21.4

(s) *Surface treatment spent baths.*

SUBPART C—PSES

Pollutant or pollutant property	Maximum for any 1 day	Maximum for monthly average
	mg/off-kg (pounds per million off-pounds) of nickel-cobalt surface treated	
Chromium	0.346	0.141
Nickel	0.514	0.346
Fluoride	55.7	24.7

(t) *Surface treatment rinse.*

SUBPART C—PSES

Pollutant or pollutant property	Maximum for any 1 day	Maximum for monthly average
	mg/off-kg (pounds per million off-pounds) of nickel-cobalt surface treated	
Chromium	0.873	0.354
Nickel	1.30	0.873
Fluoride	141	62.3

(u) *Alkaline cleaning spent baths.*

SUBPART C—PSES

Pollutant or pollutant property	Maximum for any 1 day	Maximum for monthly average
	mg/off-kg (pounds per million off-pounds) of nickel-cobalt alkaline cleaned	
Chromium	0.013	0.005
Nickel	0.019	0.013
Fluoride	2.02	0.895

(v) *Alkaline cleaning rinse.*

SUBPART C—PSES

Pollutant or pollutant property	Maximum for any 1 day	Maximum for monthly average
	mg/off-kg (pounds per million off-pounds) of nickel-cobalt alkaline cleaned	
Chromium	0.086	0.035
Nickel	0.128	0.086
Fluoride	13.9	6.15

(w) *Molten salt rinse.*

SUBPART C—PSES

Pollutant or pollutant property	Maximum for any 1 day	Maximum for monthly average
	mg/off-kg (pounds per million off-pounds) of nickel-cobalt treated with molten salt	
Chromium	0.312	0.127
Nickel	0.464	0.312
Fluoride	50.2	22.3

(x) *Ammonia rinse.*

SUBPART C—PSES

Pollutant or pollutant property	Maximum for any 1 day	Maximum for monthly average
	mg/off-kg (pounds per million off-pounds) of nickel-cobalt treated with ammonia solution	
Chromium	0.006	0.002
Nickel	0.008	0.006
Fluoride	0.881	0.391

(y) *Sawing or grinding spent emulsions.*

Environmental Protection Agency

§ 471.35

SUBPART C—PSES

Pollutant or pollutant property	Maximum for any 1 day	Maximum for monthly average
	mg/off-kg (pounds per million off-pounds) of nickel-cobalt sawed or ground with emulsions	
Chromium	0.015	0.006
Nickel	0.022	0.015
Fluoride	2.35	1.04

(z) *Sawing or grinding rinse.*

SUBPART C—PSES

Pollutant or pollutant property	Maximum for any 1 day	Maximum for monthly average
	mg/off-kg (pounds per million off-pounds) of sawed or ground nickel-cobalt rinsed	
Chromium	0.067	0.027
Nickel	0.100	0.067
Fluoride	10.8	4.78

(aa) *Steam cleaning condensate.*

SUBPART C—PSES

Pollutant or pollutant property	Maximum for any 1 day	Maximum for monthly average
	mg/off-kg (pounds per million off-pounds) of nickel-cobalt steam cleaned	
Chromium	0.011	0.005
Nickel	0.017	0.011
Fluoride	1.79	0.795

(bb) *Hydrostatic Tube Testing and Ultrasonic Testing Wastewater—subpart C—PSES.* There shall be no allowance for the discharge of process wastewater pollutants.

(cc) *Degreasing Spent Solvents—subpart C—PSES.* There shall be no discharge of process wastewater pollutants.

(dd) *Dye Penetrant Testing Wastewater.*

SUBPART C—PSES

Pollutant or pollutant property	Maximum for any 1 day	Maximum for monthly average
	mg/off-kg (pounds per million off-pounds) of nickel-cobalt tested with dye penetrant method	
Chromium	0.079	0.032
Nickel	0.117	0.079
Fluoride	12.7	5.63

(ee) *Electrocoating rinse.*

SUBPART C—PSES

Pollutant or pollutant property	Maximum for any 1 day	Maximum for monthly average
	mg/off-kg (pounds per million off-pounds) of nickel-cobalt electrocoated	
Chromium	1.25	0.506
Nickel	1.86	1.25
Fluoride	201	89.0

(ff) *Miscellaneous wastewater sources.*

SUBPART C—PSES

Pollutant or pollutant property	Maximum for any 1 day	Maximum for monthly average
	mg/off-kg (pounds per million off-pounds) of nickel-cobalt formed	
Chromium	0.091	0.037
Nickel	0.136	0.091
Fluoride	14.7	6.50

[50 FR 34270, Aug. 23, 1985; 51 FR 2885, Jan. 22, 1986, as amended at 54 FR 11349, Mar. 17, 1989; 54 FR 13606, Apr. 4, 1989]

§ 471.35 Pretreatment standards for new sources (PSNS).

Except as provided in 40 CFR 403.7, any new source subject to this subpart which introduces pollutants into a publicly owned treatment works must comply with 40 CFR part 403 and achieve the following pretreatment standards for new sources. The mass of wastewater pollutants in nickel-cobalt forming process wastewater introduced into a POTW shall not exceed the following values:

(a) *Rolling spent neat oils—subpart C—PSNS.* There shall be no discharge of process wastewater pollutants.

(b) *Rolling spent emulsions.*

SUBPART C—PSNS

Pollutant or pollutant property	Maximum for any 1 day	Maximum for monthly average
	mg/off-kg (pounds per million off-pounds) of nickel-cobalt rolled with emulsions	
Chromium	0.063	0.026
Nickel	0.094	0.063
Fluoride	10.1	4.49

(c) *Rolling contact cooling water.*

SUBPART C—PSNS

Pollutant or pollutant property	Maximum for any 1 day	Maximum for monthly average
	mg/off-kg (pounds per million off-pounds) of nickel-cobalt rolled with water	
Chromium	0.028	0.012
Nickel	0.042	0.028
Fluoride	4.49	1.99

(d) *Tube Reducing Spent Lubricant—subpart C—PSNS.* (1) There shall be no discharge of process wastewater pollutants except as provided under paragraph (d)(2) of this section.

(2) Process wastewater pollutants may be discharged, with no allowance for any pollutants discharged, provided the facility owner or operator demonstrates, on the basis of analytical methods set forth in or approved pursuant to 40 CFR part 136, that the concentrations of nitrosamine compounds in the wastewater discharged from the tube reducing process do not exceed 0.050 mg/l of N-nitrosodimethylamine, 0.020 mg/l of N-nitrosodiphenylamine, and 0.020 mg/l of N-nitrosodi-n-propylamine.

(3) The demonstration required under subparagraph (d)(2) of this section shall be made once per month until the demonstration has been made for all three nitrosamine compounds for six consecutive months, after which time the demonstration may be made once per quarter. If a sample is found to contain any of the foregoing nitrosamine compounds at concentrations greater than those specified in paragraph (d)(2) of this section, the actions described in paragraph (d)(4) of this section shall be taken, and the demonstration required

under paragraph (d)(2) of this section shall be made once per month until it has been made for all three nitrosamine compounds for six consecutive months.

(4) If sampling results show that any of the foregoing nitrosamine compounds is present in the process wastewater at concentrations greater than those specified in subparagraph (d)(2) of this section, the facility owner or operator shall ensure that, within thirty days of receiving written notification of the sampling results, there is no further discharge of tube reducing spent lubricant wastewater until the owner or operator:

(i) Performs a subsequent analysis which demonstrates that the concentrations of the foregoing nitrosamine compounds do not exceed the levels specified in paragraph (d)(2) of this section (2); or

(ii) Substitutes a new tube reducing lubricant and thereafter complies with the requirements of paragraph (d)(3) of this section; or

(iii) Determines the source of the pollutant whose concentration exceeded the level specified in subparagraph (2) above and demonstrates to the satisfaction of the POTW control authority that such source has been eliminated.

(5) The concentration limits specified in paragraph (d)(2) of this section apply at the point of discharge from the tube reducing process. However, sampling after the tube reducing wastewater has been commingled with other wastewaters is permitted if:

(i) Any dilution caused by the other wastewaters is taken into account in determining the appropriate (*i.e.*, lower) allowable discharge concentration; and

(ii) An analytical method of sufficient sensitivity is used to measure the levels of each of the foregoing nitrosamine compounds in the wastewaters being sampled.

(e) *Drawing spent neat oils—subpart C—PSNS.* There shall be no discharge of process wastewater pollutants.

(f) *Drawing spent emulsions.*

Environmental Protection Agency

§ 471.35

SUBPART C—PSNS

Pollutant or pollutant property	Maximum for any 1 day	Maximum for monthly average
	mg/off-kg (pounds per million off-pounds) of nickel-cobalt drawn with emulsions	
Chromium	0.036	0.015
Nickel	0.053	0.036
Fluoride	5.68	2.52

(g) *Extrusion spent lubricants—subpart C—PSNS.* There shall be no discharge of process wastewater pollutants.

(h) *Extrusion press or solution heat treatment contact cooling water.*

SUBPART C—PSNS

Pollutant or pollutant property	Maximum for any 1 day	Maximum for monthly average
	mg/off-kg (pounds per million off-pounds) of extruded nickel-cobalt heat treated	
Chromium	0.031	0.013
Nickel	0.046	0.031
Fluoride	4.95	2.20

(i) *Extrusion press hydraulic fluid leakage.*

SUBPART C—NSPS

Pollutant or pollutant property	Maximum for any 1 day	Maximum for monthly average
	mg/off-kg (pounds per million off-pounds) of nickel-cobalt extruded	
Chromium	0.086	0.034
Nickel	0.128	0.086
Fluoride	13.8	6.13

(j) *Forging equipment cleaning wastewater.*

SUBPART C—PSNS

Pollutant or pollutant property	Maximum for any 1 day	Maximum for monthly average
	mg/off-kg (pounds per million off-pounds) of nickel-cobalt forged	
Chromium	0.002	0.0006
Nickel	0.002	0.002
Fluoride	0.238	0.106

(k) *Forging contact cooling water.*

SUBPART C—PSNS

Pollutant or pollutant property	Maximum for any 1 day	Maximum for monthly average
	mg/off-kg (pounds per million off-pounds) of forged nickel-cobalt cooled with water	
Chromium	0.018	0.007
Nickel	0.026	0.018
Fluoride	2.82	1.25

(l) *Forging press hydraulic fluid leakage.*

SUBPART C—PSNS

Pollutant or pollutant property	Maximum for any 1 day	Maximum for monthly average
	mg/off-kg (pounds per million off-pounds) of nickel-cobalt forged	
Chromium	0.069	0.028
Nickel	0.103	0.069
Fluoride	11.2	4.94

(m) *Forging spent lubricants—subpart C—PSNS.* There shall be no discharge of process wastewater pollutants.

(n) *Stationary casting contact cooling water.*

SUBPART C—PSNS

Pollutant or pollutant property	Maximum for any 1 day	Maximum for monthly average
	mg/off-kg (pounds per million off-pounds) of nickel-cobalt cast with stationary methods	
Chromium	0.448	0.182
Nickel	0.666	0.448
Fluoride	72.0	32.0

(o) *Vacuum melting steam condensate—subpart C—PSNS.* There shall be no allowance for the discharge of process wastewater pollutants.

(p) *Metal powder production atomization wastewater.*

SUBPART C—PSNS

Pollutant or pollutant property	Maximum for any 1 day	Maximum for monthly average
	mg/off-kg (pounds per million off-pounds) of nickel-cobalt metal powder atomized	
Chromium	0.970	0.393
Nickel	1.44	0.970
Fluoride	156	69.2

§ 471.35

(q) *Annealing and Solution Heat Treatment Contact Cooling Water—subpart C—PSNS.* There shall be no allowance for the discharge of process wastewater pollutant.

(r) *Wet Air Pollution Control Scrubber Blowdown.*

SUBPART C—PSNS

Pollutant or pollutant property	Maximum for any 1 day	Maximum for monthly average
	mg/off-kg (pounds per million off-pounds) of nickel-cobalt formed	
Chromium	0.300	0.122
Nickel	0.450	0.300
Fluoride	48.2	21.4

(s) *Surface treatment spent baths.*

SUBPART C—PSNS

Pollutant or pollutant property	Maximum for any 1 day	Maximum for monthly average
	mg/off-kg (pounds per million off-pounds) of nickel-cobalt surface treated	
Chromium	0.346	0.141
Nickel	0.515	0.346
Fluoride	55.7	24.7

(t) *Surface treatment rinse.*

SUBPART C—PSNS

Pollutant or pollutant property	Maximum for any 1 day	Maximum for monthly average
	mg/off-kg (pounds per million off-pounds) of nickel-cobalt surface treated	
Chromium	0.874	0.354
Nickel	1.30	0.873
Fluoride	141	62.3

(u) *Alkaline cleaning spent baths.*

SUBPART C—PSNS

Pollutant or pollutant property	Maximum for any 1 day	Maximum for monthly average
	mg/off-kg (pounds per million off-pounds) of nickel-cobalt alkaline cleaned	
Chromium	0.013	0.005
Nickel	0.019	0.013
Fluoride	2.02	0.895

40 CFR Ch. I (7–1–21 Edition)

(v) *Alkaline cleaning rinse.*

SUBPART C—PSNS

Pollutant or pollutant property	Maximum for any 1 day	Maximum for monthly average
	mg/off-kg (pounds per million off-pounds) of nickel-cobalt alkaline cleaned	
Chromium	0.086	0.035
Nickel	0.128	0.086
Fluoride	13.9	6.15

(w) *Molten salt rinse.*

SUBPART C—PSNS

Pollutant or pollutant property	Maximum for any 1 day	Maximum for monthly average
	mg/off-kg (pounds per million off-pounds) of nickel-cobalt treated with molten salt	
Chromium	0.312	0.127
Nickel	0.464	0.312
Fluoride	50.2	22.3

(x) *Ammonia rinse.*

SUBPART C—PSNS

Pollutant or pollutant property	Maximum for any 1 day	Maximum for monthly average
	mg/off-kg (pounds per million off-pounds) of nickel-cobalt treated with ammonia solution	
Chromium	0.006	0.002
Nickel	0.008	0.006
Fluoride	0.881	0.391

(y) *Sawing or grinding spent emulsions.*

SUBPART C—PSNS

Pollutant or pollutant property	Maximum for any 1 day	Maximum for monthly average
	mg/off-kg (pounds per million off-pounds) of nickel-cobalt sawed or ground with emulsions	
Chromium	0.015	0.006
Nickel	0.022	0.015
Fluoride	2.35	1.04

(z) *Sawing or grinding rinse.*

Environmental Protection Agency

§ 471.41

SUBPART C—PSNS

Pollutant or pollutant property	Maximum for any 1 day	Maximum for monthly average
	mg/off-kg (pounds per million off-pounds) of sawed or ground nickel-cobalt rinsed	
Chromium	0.067	0.027
Nickel	0.100	0.067
Fluoride	10.8	4.78

(aa) *Steam cleaning condensate.*

SUBPART C—PSNS

Pollutant or pollutant property	Maximum for any 1 day	Maximum for monthly average
	mg/off-kg (pounds per million off-pounds) of nickel-cobalt steam cleaned	
Chromium	0.011	0.005
Nickel	0.017	0.011
Fluoride	1.79	0.795

(bb) *Hydrostatic tube testing and ultrasonic testing wastewater—subpart C—PSNS.* There shall be no allowance discharge of process wastewater pollutants.

(cc) *Degreasing spent solvents—subpart C—PSNS.* There shall be no discharge of process wastewater pollutants.

(dd) *Dye penetrant testing wastewater.*

SUBPART C—PSNS

Pollutant or pollutant property	Maximum for any 1 day	Maximum for monthly average
	mg/off-kg (pounds per million off-pounds) of nickel-cobalt tested with dye penetrant method	
Chromium	0.079	0.032
Nickel	0.117	0.079
Fluoride	12.7	5.63

(ee) *Electrocoating rinse.*

SUBPART C—PSNS

Pollutant or pollutant property	Maximum for any 1 day	Maximum for monthly average
	mg/off-kg (pounds per million off-pounds) of nickel-cobalt electrocoated	
Chromium	1.25	0.506
Nickel	1.86	0.125
Fluoride	201	89.0

(ff) *Miscellaneous wastewater sources.*

SUBPART C—PSNS

Pollutant or pollutant property	Maximum for any 1 day	Maximum for monthly average
	mg/off-kg (pounds per million off-pounds) of nickel-cobalt formed	
Chromium	0.091	0.037
Nickel	0.136	0.091
Fluoride	14.7	6.50

[50 FR 34270, Aug. 23, 1985; 51 FR 2886, Jan. 22, 1986, as amended at 54 FR 11350, Mar. 17, 1989]

§ 471.36 Effluent limitations representing the degree of effluent reduction attainable by the application of the best conventional pollutant control technology (BCT). [Reserved]

Subpart D—Precious Metals Forming Subcategory

§ 471.40 Applicability; description of the precious metals forming subcategory.

This subpart applies to discharges of pollutants to waters of the United States, and introductions of pollutants into publicly owned treatment works from the process operations of the precious metals forming subcategory.

§ 471.41 Effluent limitations representing the degree of effluent reduction attainable by the application of the best practicable control technology currently available (BPT).

Except as provided in 40 CFR 125.30 through 125.32, any existing point source subject to this subpart must achieve the following effluent limitations for the process operations representing the degree of effluent reduction attainable by the application of the best practicable control technology currently available (BPT):

(a) *Rolling spent neat oils—subpart D—BPT.* There shall be no discharge of process wastewater pollutants.

(b) *Rolling spent emulsions.*

SUBPART D—BPT

Pollutant or pollutant property	Maximum for any 1 day	Maximum for monthly average
	mg/off-kg (pounds per million off-pounds) of precious metals rolled with emulsions	
Chromium	0.026	0.012
Copper	0.147	0.077
Cyanide	0.023	0.010
Silver	0.032	0.013
Oil and grease	1.54	0.925
TSS	3.16	1.51
pH	(¹)	(¹)

¹ Within the range of 7.5 to 10.0 at all times.

(c) *Drawing spent neat oils—subpart D—BPT.* There shall be no discharge of process wastewater pollutants.

(d) *Drawing spent emulsions.*

SUBPART D—BPT

Pollutant or pollutant property	Maximum for any 1 day	Maximum for monthly average
	mg/off-kg (pounds per million off-pounds) of precious metals drawn with emulsions	
Cadmium	0.016	0.007
Copper	0.091	0.048
Cyanide	0.014	0.006
Silver	0.020	0.008
Oil and grease	0.950	0.570
TSS	1.95	0.926
pH	(¹)	(¹)

¹ Within the range of 7.5 to 10.0 at all times.

(e) *Drawing spent soap solutions.*

SUBPART D—BPT

Pollutant or pollutant property	Maximum for any 1 day	Maximum for monthly average
	mg/off-kg (pounds per million off-pounds) of precious metals drawn with soap solutions	
Cadmium	0.001	0.0005
Copper	0.006	0.003
Cyanide	0.0009	0.0004
Silver	0.001	0.0006
Oil and grease	0.063	0.038
TSS	0.128	0.061
pH	(¹)	(¹)

¹ Within the range of 7.5 to 10.0 at all times.

(f) *Metal powder production wet atomization wastewater.*

SUBPART D—BPT

Pollutant or pollutant property	Maximum for any 1 day	Maximum for monthly average
	mg/off-kg (pounds per million off-pounds) of precious metals powder wet atomized	
Cadmium	2.27	1.00
Copper	12.7	6.70
Cyanide	1.94	0.802
Silver	2.70	1.14
Oil and grease	134	80.2
TSS	274	130
pH	(¹)	(¹)

¹ Within the range of 7.5 to 10.0 at all times.

(g) *Heat treatment contact cooling water.*

SUBPART D—BPT

Pollutant or pollutant property	Maximum for any 1 day	Maximum for monthly average
	mg/off-kg (pounds per million off-pounds) of extruded precious metals heat treated	
Cadmium	1.42	0.626
Copper	7.93	4.17
Cyanide	1.21	0.501
Silver	1.71	0.709
Oil and grease	83.4	50.1
TSS	171	81.3
pH	(¹)	(¹)

¹ Within the range of 7.5 to 10.0 at all times.

(h) *Semi-continuous or continuous casting contact cooling water.*

SUBPART D—BPT

Pollutant or pollutant property	Maximum for any 1 day	Maximum for monthly average
	mg/off-kg (pounds per million off-pounds) of precious metals cast by the semi-continuous or continuous method	
Cadmium	3.50	1.55
Copper	19.6	10.3
Cyanide	2.99	1.24
Silver	4.23	1.75
Oil and grease	206	124
TSS	423	209
pH	(¹)	(¹)

¹ Within the range of 7.5 to 10.0 at all times.

(i) *Stationary casting contact cooling water—subpart D—BPT.* There shall be no discharge of process wastewater pollutants.

(j) *Direct chill casting contact cooling water.*

Environmental Protection Agency

§ 471.41

SUBPART D—BPT

Pollutant or pollutant property	Maximum for any 1 day	Maximum for monthly average
	mg/off-kg (pounds per million off-pounds) of precious metals cast by the direct chill method	
Cadmium	3.67	1.62
Copper	20.5	10.8
Cyanide	3.13	1.30
Silver	4.43	1.84
Oil and grease	216	130
TSS	443	211
pH	(¹)	(¹)

¹ Within the range of 7.5 to 10.0 at all times.

(k) *Shot casting contact cooling water.*

SUBPART D—BPT

Pollutant or pollutant property	Maximum for any 1 day	Maximum for monthly average
	mg/off-kg (pounds per million off-pounds) of precious metals shot cast	
Cadmium	1.25	0.551
Copper	6.98	3.67
Cyanide	1.07	0.441
Silver	1.51	0.624
Oil and grease	73.4	44.1
TSS	151	71.6
pH	(¹)	(¹)

¹ Within the range of 7.5 to 10.0 at all times.

(l) *Wet air pollution control scrubber blowdown—subpart D—BPT.* There shall be no discharge of process wastewater pollutants.

(m) *Pressure bonding contact cooling water.*

SUBPART D—BPT

Pollutant or pollutant property	Maximum for any 1 day	Maximum for monthly average
	mg/off-kg (pounds per million off-pounds) of precious metals and base metal pressure bonded	
Cadmium	0.029	0.013
Copper	0.159	0.084
Cyanide	0.024	0.010
Silver	0.034	0.014
Oil and grease	1.67	1.00
TSS	3.43	1.63
pH	(¹)	(¹)

¹ Within the range of 7.5 to 10.0 at all times.

(n) *Surface treatment spent baths.*

SUBPART D—BPT

Pollutant or pollutant property	Maximum for any 1 day	Maximum for monthly average
	mg/off-kg (pounds per million off-pounds) of precious metals surface treated	
Cadmium	0.033	0.015
Copper	0.183	0.097
Cyanide	0.028	0.012
Silver	0.040	0.017
Oil and grease	1.93	1.16
TSS	3.95	1.88
pH	(¹)	(¹)

¹ Within the range of 7.5 to 10.0 at all times.

(o) *Surface treatment rinse.*

SUBPART D—BPT

Pollutant or pollutant property	Maximum for any 1 day	Maximum for monthly average
	mg/off-kg (pounds per million off-pounds) of precious metals surface treated	
Cadmium	2.10	0.924
Copper	11.7	5.16
Cyanide	1.79	0.739
Silver	2.53	1.05
Oil and grease	123	73.9
TSS	253	120
pH	(¹)	(¹)

¹ Within the range of 7.5 to 10.0 at all times.

(p) *Alkaline cleaning spent baths.*

SUBPART D—BPT

Pollutant or pollutant property	Maximum for any 1 day	Maximum for monthly average
	mg/off-kg (pounds per million off-pounds) of precious metals alkaline cleaned	
Cadmium	0.021	0.009
Copper	0.114	0.060
Cyanide	0.018	0.007
Silver	0.025	0.010
Oil and grease	1.20	0.720
TSS	2.46	1.170
pH	(¹)	(¹)

¹ Within the range of 7.5 to 10.0 at all times.

(q) *Alkaline cleaning rinse.*

§ 471.42

40 CFR Ch. I (7–1–21 Edition)

SUBPART D—BPT

Pollutant or pollutant property	Maximum for any 1 day	Maximum for monthly average
	mg/off-kg (pounds per million off-pounds) of precious metals alkaline cleaned	
Cadmium	3.81	1.68
Copper	21.3	11.2
Cyanide	3.25	1.35
Silver	4.59	1.91
Oil and grease	224	135
TSS	459	219
pH	(¹)	(¹)

¹ Within the range of 7.5 to 10.0 at all times.

(r) *Alkaline cleaning prebonding wastewater.*

SUBPART D—BPT

Pollutant or pollutant property	Maximum for any 1 day	Maximum for monthly average
	mg/off-kg (pounds per million off-pounds) of precious metals and base metal cleaned prior to bonding	
Cadmium	3.95	1.74
Copper	22.1	11.6
Cyanide	3.37	1.39
Silver	4.76	1.97
Oil and grease	232	139
TSS	476	226
pH	(¹)	(¹)

¹ Within the range of 7.5 to 10.0 at all times.

(s) *Tumbling or burnishing wastewater.*

SUBPART D—BPT

Pollutant or pollutant property	Maximum for any 1 day	Maximum for monthly average
	mg/off-kg (pounds per million off-pounds) of precious metals tumbled or burnished	
Cadmium	4.12	1.82
Copper	23.0	12.1
Cyanide	3.51	1.45
Silver	4.96	2.06
Oil and grease	242	145
TSS	496	236
pH	(¹)	(¹)

¹ Within the range of 7.5 to 10.0 at all times.

(t) *Sawing or grinding spent neat oils—subpart D—BPT.* There shall be no discharge of process wastewater pollutants.

(u) *Sawing or grinding spent emulsions.*

SUBPART D—BPT

Pollutant or pollutant property	Maximum for any 1 day	Maximum for monthly average
	mg/off-kg (pounds per million off-pounds) of precious metals sawed or ground with emulsions	
Cadmium	0.032	0.014
Copper	0.178	0.094
Cyanide	0.027	0.011
Silver	0.039	0.016
Oil and grease	1.87	1.12
TSS	3.83	1.82
pH	(¹)	(¹)

¹ Within the range of 7.5 to 10.0 at all times.

(v) *Degreasing spent solvents—subpart D—BPT.* There shall be no discharge of process wastewater pollutants.

[50 FR 34270, Aug. 23, 1985; 51 FR 2886, Jan. 22, 1986]

§ 471.42 Effluent limitations representing the degree of effluent reduction attainable by the application of the best available technology economically achievable (BAT).

Except as provided in 40 CFR 125.30 through 125.32, any existing point source subject to this subpart must achieve the following effluent limitations representing the degree of effluent reduction attainable by the application of the best available technology economically achievable (BAT):

(a) *Rolling spent neat oils—subpart D—BAT.* There shall be no discharge of wastewater pollutants.

(b) *Rolling spent emulsions.*

SUBPART D—BAT

Pollutant or pollutant property	Maximum for any 1 day	Maximum for monthly average
	mg/off-kg (pounds per million off-pounds) of precious metals rolled with emulsions	
Cadmium	0.026	0.012
Copper	0.147	0.077
Cyanide	0.023	0.010
Silver	0.032	0.013

(c) *Drawing spent neat oils—subpart D—BAT.* There shall be no discharge of process wastewater pollutants.

(d) *Drawing spent emulsions.*

Environmental Protection Agency

§ 471.42

SUBPART D—BAT

Pollutant or pollutant property	Maximum for any 1 day	Maximum for monthly average
	mg/off-kg (pounds per million off-pounds) of precious metals drawn with emulsions	
Cadmium	0.016	0.007
Copper	0.091	0.048
Cyanide	0.014	0.006
Silver	0.020	0.008

(e) *Drawing spent soap solutions.*

SUBPART D—BAT

Pollutant or pollutant property	Maximum for any 1 day	Maximum for monthly average
	mg/off-kg (pounds per million off-pounds) of precious metals drawn with soap solutions	
Cadmium	0.001	0.0005
Copper	0.006	0.003
Cyanide	0.0009	0.0004
Silver	0.002	0.0006

(f) *Metal powder production wet atomization wastewater.*

SUBPART D—BAT

Pollutant or pollutant property	Maximum for any 1 day	Maximum for monthly average
	mg/off-kg (pounds per million off-pounds) of precious metals powder wet atomized	
Cadmium	2.27	1.00
Copper	12.7	6.68
Cyanide	1.94	0.802
Silver	2.74	1.14

(g) *Heat treatment contact cooling water.*

SUBPART D—BAT

Pollutant or pollutant property	Maximum for any 1 day	Maximum for monthly average
	mg/off-kg (pounds per million off-pounds) of precious metals heat treated	
Cadmium	0.142	0.063
Copper	0.793	0.417
Cyanide	0.121	0.050
Silver	0.171	0.071

(h) *Semi-continuous and continuous casting contact cooling water.*

SUBPART D—BAT

Pollutant or pollutant property	Maximum for any 1 day	Maximum for monthly average
	mg/off-kg (pounds per million off-pounds) of precious metals cast by the semi-continuous or continuous method	
Cadmium	0.350	0.155
Copper	1.96	1.03
Cyanide	0.299	0.124
Silver	0.423	0.175

(i) *Stationary casting contact cooling water—subpart D—BAT.* There shall be no discharge of process wastewater pollutants.

(j) *Direct chill casting contact cooling water.*

SUBPART D—BAT

Pollutant or pollutant property	Maximum for any 1 day	Maximum for monthly average
	mg/off-kg (pounds per million off-pounds) of precious metals cast by the direct chill method	
Cadmium	0.3676	0.162
Copper	2.05	1.08
Cyanide	0.313	0.130
Silver	0.443	0.184

(k) *Shot casting contact cooling water.*

SUBPART D—BAT

Pollutant or pollutant property	Maximum for any 1 day	Maximum for monthly average
	mg/off-kg (pounds per million off-pounds) of precious metals shot cast	
Cadmium	0.125	0.055
Copper	0.698	0.367
Cyanide	0.107	0.044
Silver	0.151	0.063

(l) *Wet air pollution control scrubber blowdown—subpart D—BAT.* There shall be no discharge of process wastewater pollutants.

(m) *Pressure bonding contact cooling water.*

SUBPART D—BAT

Pollutant or pollutant property	Maximum for any 1 day	Maximum for monthly average
	mg/off-kg (pounds per million off-pounds) of precious metal and base metal pressure bonded	
Cadmium	0.0297	0.013
Copper	0.159	0.084
Cyanide	0.0247	0.010
Silver	0.0342	0.014

(n) *Surface treatment spent baths.*

SUBPART D—BAT

Pollutant or pollutant property	Maximum for any 1 day	Maximum for monthly average
	mg/off-kg (pounds per million off-pounds) of precious metals surface treated	
Cadmium	0.033	0.015
Copper	0.183	0.097
Cyanide	0.028	0.012
Silver	0.040	0.017

(o) *Surface treatment rinse.*

SUBPART D—BAT

Pollutant or pollutant property	Maximum for any 1 day	Maximum for monthly average
	mg/off-kg (pounds per million off-pounds) of precious metals surface treated	
Cadmium	0.210	0.093
Copper	1.17	0.616
Cyanide	0.179	0.074
Silver	0.253	0.105

(p) *Alkaline cleaning spent baths.*

SUBPART D—BAT

Pollutant or pollutant property	Maximum for any 1 day	Maximum for monthly average
	mg/off-kg (pounds per million off-pounds) of precious metals alkaline cleaned	
Cadmium	0.021	0.009
Copper	0.114	0.060
Cyanide	0.018	0.007
Silver	0.025	0.010

(q) *Alkaline cleaning rinse.*

SUBPART D—BAT

Pollutant or pollutant property	Maximum for any 1 day	Maximum for monthly average
	mg/off-kg (pounds per million off-pounds) of precious metals alkaline cleaned	
Cadmium	0.381	0.168
Copper	2.13	1.12
Cyanide	0.325	0.135
Silver	0.459	0.191

(r) *Alkaline cleaning prebonding wastewater.*

SUBPART D—BAT

Pollutant or pollutant property	Maximum for any 1 day	Maximum for monthly average
	mg/off-kg (pounds per million off-pounds) of precious metal and base metal cleaned prior to bonding	
Cadmium	0.400	0.174
Copper	2.210	1.16
Cyanide	0.337	0.139
Silver	0.476	0.197

(s) *Tumbling or burnishing wastewater.*

SUBPART D—BAT

Pollutant or pollutant property	Maximum for any 1 day	Maximum for monthly average
	mg/off-kg (pounds per million off-pounds) of precious metals tumbled or burnished	
Cadmium	0.412	0.182
Copper	2.300	1.21
Cyanide	0.351	0.145
Silver	0.496	0.206

(t) *Sawing or grinding spent neat oils—subpart D—BAT.* There shall be no discharge of process wastewater pollutants.

(u) *Sawing or grinding spent emulsions.*

Environmental Protection Agency

§ 471.43

SUBPART D—BAT

Pollutant or pollutant property	Maximum for any 1 day	Maximum for monthly average
	mg/off-kg (pounds per million off-pounds) of precious metals sawed or ground with emulsions	
Cadmium	0.0327	0.014
Copper	0.178	0.094
Cyanide	0.0277	0.011
Silver	0.0381	0.016

(v) *Degreasing spent solvents—subpart D—BAT.* There shall be no discharge of process wastewater pollutants.

[50 FR 34270, Aug. 23, 1985; 51 FR 2886, Jan. 22, 1986]

§ 471.43 New source performance standards (NSPS).

Any new source subject to this subpart must achieve the following new source performance standards (NSPS):

(a) *Rolling Spent Neat Oils—subpart D—NSPS.* There shall be no discharge of process wastewater pollutants.

(b) *Rolling spent emulsions.*

SUBPART D—NSPS

Pollutant or pollutant property	Maximum for any 1 day	Maximum for monthly average
	mg/off-kg (pounds per million off-pounds) of precious metals rolled with emulsions	
Cadmium	0.026	0.012
Copper	0.147	0.077
Cyanide	0.023	0.010
Silver	0.032	0.013
Oil and grease	1.54	0.925
TSS	3.16	1.51
pH	(¹)	(¹)

¹ Within the range of 7.5 to 10.0 at all times.

(c) *Drawing spent neat oils—subpart D—NSPS.* There shall be no discharge of process wastewater pollutants.

(d) *Drawing spent emulsions.*

SUBPART D—NSPS

Pollutant or pollutant property	Maximum for any 1 day	Maximum for monthly average
	mg/off-kg (pounds per million off-pounds) of precious metals drawn with emulsions	
Cadmium	0.017	0.007
Copper	0.091	0.048
Cyanide	0.014	0.006
Silver	0.020	0.008
Oil and grease	0.950	0.570
TSS	1.95	0.927
pH	(¹)	(¹)

¹ Within the range of 7.5 to 10.0 at all times.

(e) *Drawing spent soap solutions.*

SUBPART D—NSPS

Pollutant or pollutant property	Maximum for any 1 day	Maximum for monthly average
	mg/off-kg (pounds per million off-pounds) of precious metals drawn with soap solutions	
Cadmium	0.001	0.0005
Copper	0.006	0.003
Cyanide	0.0009	0.0004
Silver	0.002	0.0006
Oil and grease	0.063	0.038
TSS	0.128	0.061
pH	(¹)	(¹)

¹ Within the range of 7.5 to 10.0 at all times.

(f) *Metal powder production atomization wastewater.*

SUBPART D—NSPS

Pollutant or pollutant property	Maximum for any 1 day	Maximum for monthly average
	mg/off-kg (pounds per million off-pounds) of precious metals powder wet atomized	
Cadmium	2.27	1.00
Copper	12.7	6.68
Cyanide	1.94	0.802
Silver	2.74	1.14
Oil and grease	134	80.2
TSS	274	131
pH	(¹)	(¹)

¹ Within the range of 7.5 to 10.0 at all times.

(g) *Heat treatment contact cooling water.*

§ 471.43

40 CFR Ch. I (7–1–21 Edition)

SUBPART D—NSPS

Pollutant or pollutant property	Maximum for any 1 day	Maximum for monthly average
	mg/off-kg (pounds per million off-pounds) of precious metals heat treated	
Cadmium	0.142	0.063
Copper	0.793	0.417
Cyanide	0.121	0.050
Silver	0.171	0.071
Oil and grease	8.34	5.01
TSS	17.1	8.13
pH	(¹)	(¹)

¹ Within the range of 7.5 to 10.0 at all times.

(h) *Semi-continuous and continuous casting contact cooling water.*

SUBPART D—NSPS

Pollutant or pollutant property	Maximum for any 1 day	Maximum for monthly average
	mg/off-kg (pounds per million off-pounds) of precious metals cast by the semi-continuous or continuous method	
Cadmium	0.350	0.155
Copper	1.96	1.03
Cyanide	0.299	0.124
Silver	0.423	0.175
Oil and grease	20.6	12.4
TSS	42.3	20.1
pH	(¹)	(¹)

¹ Within the range of 7.5 to 10.0 at all times.

(i) *Stationary casting contact cooling water—subpart D—NSPS.* There shall be no discharge of process wastewater pollutants.

(j) *Direct chill casting contact cooling water.*

SUBPART D—NSPS

Pollutant or pollutant property	Maximum for any 1 day	Maximum for monthly average
	mg/off-kg (pounds per million off-pounds) of precious metals cast by the direct chill method	
Cadmium	0.367	0.162
Copper	2.05	1.08
Cyanide	0.313	0.130
Silver	0.443	0.184
Oil and grease	21.6	13.0
TSS	44.3	21.1
pH	(¹)	(¹)

¹ Within the range of 7.5 to 10.0 at all times.

(k) *Shot casting contact cooling water.*

SUBPART D—NSPS

Pollutant or pollutant property	Maximum for any 1 day	Maximum for monthly average
	mg/off-kg (pounds per million off-pounds) of precious metals shot cast	
Cadmium	0.125	0.055
Copper	0.698	0.367
Cyanide	0.107	0.044
Silver	0.151	0.063
Oil and grease	7.34	4.41
TSS	15.1	7.16
pH	(¹)	(¹)

¹ Within the range of 7.5 to 10.0 at all times.

(l) *Wet air pollution control scrubber blowdown—subpart D—NSPS.* There shall be no discharge of process wastewater pollutants.

(m) *Pressure bonding contact cooling water.*

SUBPART D—NSPS

Pollutant or pollutant property	Maximum for any 1 day	Maximum for monthly average
	mg/off-kg (pounds per million off-pounds) of precious metals and base metal pressure bonded	
Cadmium	0.029	0.013
Copper	0.159	0.084
Cyanide	0.024	0.010
Silver	0.034	0.014
Oil and grease	1.67	1.00
TSS	3.43	1.63
pH	(¹)	(¹)

¹ Within the range of 7.5 to 10.0 at all times.

(n) *Surface treatment spent baths.*

SUBPART D—NSPS

Pollutant or pollutant property	Maximum for any 1 day	Maximum for monthly average
	mg/off-kg (pounds per million off-pounds) of precious metals surface treated	
Cadmium	0.033	0.015
Copper	0.183	0.097
Cyanide	0.028	0.012
Silver	0.040	0.017
Oil and grease	1.93	1.16
TSS	3.95	1.88
pH	(¹)	(¹)

¹ Within the range of 7.5 to 10.0 at all times.

(o) *Surface treatment rinse.*

Environmental Protection Agency

§ 471.43

SUBPART D—NSPS

Pollutant or pollutant property	Maximum for any 1 day	Maximum for monthly average
	mg/off-kg (pounds per million off-pounds) of precious metals surface treated	
Cadmium	0.210	0.093
Copper	1.17	0.616
Cyanide	0.179	0.074
Silver	0.253	0.105
Oil and grease	12.3	7.39
TSS	25.3	12.0
pH	(¹)	(¹)

¹ Within the range of 7.5 to 10.0 at all times.

(p) *Alkaline cleaning spent baths.*

SUBPART D—NSPS

Pollutant or pollutant property	Maximum for any 1 day	Maximum for monthly average
	mg/off-kg (pounds per million off-pounds) of precious metals alkaline cleaned	
Cadmium	0.021	0.009
Copper	0.114	0.060
Cyanide	0.018	0.007
Silver	0.025	0.010
Oil and grease	1.20	0.720
TSS	2.46	1.17
pH	(¹)	(¹)

¹ Within the range of 7.5 to 10.0 at all times.

(q) *Alkaline cleaning rinse.*

SUBPART D—NSPS

Pollutant or pollutant property	Maximum for any 1 day	Maximum for monthly average
	mg/off-kg (pounds per million off-pounds) of precious metals alkaline cleaned	
Cadmium	0.381	0.168
Copper	2.13	1.112
Cyanide	0.325	0.135
Silver	0.459	0.191
Oil and grease	22.4	13.5
TSS	45.9	21.9
pH	(¹)	(¹)

¹ Within the range of 7.5 to 10.0 at all times.

(r) *Alkaline cleaning pre-bonding wastewater.*

SUBPART D—NSPS

Pollutant or pollutant property	Maximum for any 1 day	Maximum for monthly average
	mg/off-kg (pounds per million off-pounds) of precious metals and base metal cleaned prior to bonding	
Cadmium	0.400	0.174
Copper	2.21	1.16
Cyanide	0.337	0.139
Silver	0.476	0.197
Oil and grease	23.2	13.9
TSS	47.6	22.6
pH	(¹)	(¹)

¹ Within the range of 7.5 to 10.0 at all times.

(s) *Tumbling or burnishing wastewater.*

SUBPART D—NSPS

Pollutant or pollutant property	Maximum for any 1 day	Maximum for monthly average
	mg/off-kg (pounds per million off-pounds) of precious metals tumbled or burnished	
Cadmium	0.412	0.182
Copper	2.30	1.21
Cyanide	0.351	0.145
Silver	0.496	0.206
Oil and grease	24.2	14.5
TSS	49.6	23.6
pH	(¹)	(¹)

¹ Within the range of 7.5 to 10.0 at all times.

(t) *Sawing or grinding spent neat oils—subpart D—NSPS.* There shall be no discharge of process wastewater pollutants.

(u) *Sawing or grinding spent emulsions.*

SUBPART D—NSPS

Pollutant or pollutant property	Maximum for any 1 day	Maximum for monthly average
	mg/off-kg (pounds per million off-pounds) of precious metals sawed or ground with emulsions	
Cadmium	0.032	0.014
Copper	0.178	0.094
Cyanide	0.027	0.011
Silver	0.038	0.016
Oil and grease	1.87	1.12
TSS	3.83	1.82
pH	(¹)	(¹)

¹ Within the range of 7.5 to 10.0 at all times.

§ 471.44

(v) *Degreasing spent solvents—subpart D—NSPS.* There shall be no discharge of process wastewater pollutants.

[50 FR 34270, Aug. 23, 1985; 51 FR 2886, Jan. 22, 1986]

§ 471.44 Pretreatment standards for existing sources (PSES).

Except as provided in 40 CFR 403.7 and 403.13, any existing source subject to this subpart which introduces pollutants into a publicly owned treatment works must comply with 40 CFR part 403 and by August 23, 1985 achieve the following pretreatment standards for existing sources (PSES). The mass of wastewater pollutants in precious metals forming process wastewater introduced into a POTW shall not exceed the following values:

(a) *Rolling spent neat oils—subpart D—PSES.* There shall be no discharge of process wastewater pollutants.

(b) *Rolling spent emulsions.*

SUBPART D—PSES

Pollutant or pollutant property	Maximum for any 1 day	Maximum for monthly average
	mg/off-kg (pounds per million off-pounds) of precious metals rolled with emulsions	
Cadmium	0.026	0.012
Copper	0.147	0.077
Cyanide	0.023	0.010
Silver	0.032	0.013

(c) *Drawing spent neat oils—subpart D—PSES.* There shall be no discharge of process wastewater pollutants.

(d) *Drawing spent emulsions.*

SUBPART D—PSES

Pollutant or pollutant property	Maximum for any 1 day	Maximum for monthly average
	mg/off-kg (pounds per million off-pounds) of precious metals drawn with emulsions	
Cadmium	0.016	0.007
Copper	0.091	0.048
Cyanide	0.014	0.006
Silver	0.020	0.008

(e) *Drawing spent soap solutions.*

40 CFR Ch. I (7–1–21 Edition)

SUBPART D—PSES

Pollutant or pollutant property	Maximum for any 1 day	Maximum for monthly average
	mg/off-kg (pounds per million off-pounds) of precious metals drawn with soap solutions	
Cadmium	0.001	0.0005
Copper	0.006	0.003
Cyanide	0.0009	0.0004
Silver	0.002	0.0006

(f) *Metal powder production atomization wastewater.*

SUBPART D—PSES

Pollutant or pollutant property	Maximum for any 1 day	Maximum for monthly average
	mg/off-kg (pounds per million off-pounds) of precious metals powder wet atomized	
Cadmium	2.27	1.00
Copper	12.7	6.68
Cyanide	1.94	0.802
Silver	2.74	1.14

(g) *Heat treatment contact cooling water.*

SUBPART D—PSES

Pollutant or pollutant property	Maximum for any 1 day	Maximum for monthly average
	mg/off-kg (pounds per million off-pounds) of precious metals heat treated	
Cadmium	0.142	0.063
Copper	0.793	0.417
Cyanide	0.121	0.050
Silver	0.171	0.071

(h) *Semi-continuous and continuous casting contact cooling water.*

SUBPART D—PSES

Pollutant or pollutant property	Maximum for any 1 day	Maximum for monthly average
	mg/off-kg (pounds per million off-pounds) of precious metals cast by the semi-continuous or continuous method	
Cadmium	0.350	0.155
Copper	1.96	1.03
Cyanide	0.299	0.124
Silver	0.423	0.175

Environmental Protection Agency

\$ 471.44

(i) *Stationary casting contact cooling water—subpart D—PSES.* There shall be no discharge of process wastewater pollutants.

(j) *Direct chill casting contact cooling water.*

SUBPART D—PSES

Pollutant or pollutant property	Maximum for any one day	Maximum for monthly average
	mg/off-kg (pounds per million off-pounds) of precious metals cast by the direct chill method	
Cadmium	0.367	0.162
Copper	2.05	1.08
Cyanide	0.313	0.130
Silver	0.443	0.184

(k) *Shot casting contact cooling water.*

SUBPART D—PSES

Pollutant or pollutant property	Maximum for any 1 day	Maximum for monthly average
	mg/off-kg (pounds per million off-pounds) of precious metals shot cast	
Cadmium	0.125	0.055
Copper	0.698	0.367
Cyanide	0.107	0.044
Silver	0.151	0.063

(l) *Wet air pollution control scrubber blowdown—subpart D—PSES.* There shall be no discharge of process wastewater pollutants.

(m) *Pressure bonding contact cooling water.*

SUBPART D—PSES

Pollutant or pollutant property	Maximum for any 1 day	Maximum for monthly average
	mg/off-kg (pounds per million off-pounds) of precious metal and base metal pressure bonded	
Cadmium	0.029	0.013
Copper	0.159	0.084
Cyanide	0.024	0.010
Silver	0.034	0.014

(n) *Surface treatment spent baths.*

SUBPART D—PSES

Pollutant or pollutant property	Maximum for any 1 day	Maximum for monthly average
	mg/off-kg (pounds per million off-pounds) of precious metals surface treated	
Cadmium	0.033	0.015
Copper	0.183	0.097
Cyanide	0.028	0.012
Silver	0.040	0.017

(o) *Surface treatment rinse.*

SUBPART D—PSES

Pollutant or pollutant property	Maximum for any 1 day	Maximum for monthly average
	mg/off-kg (pounds per million off-pounds) of precious metals surface treated	
Cadmium	0.210	0.093
Copper	1.17	0.616
Cyanide	0.179	0.074
Silver	0.253	0.105

(p) *Alkaline cleaning spent baths.*

SUBPART D—PSES

Pollutant or pollutant property	Maximum for any 1 day	Maximum for monthly average
	mg/off-kg (pounds per million off-pounds) of precious metals alkaline cleaned	
Cadmium	0.021	0.009
Copper	0.114	0.060
Cyanide	0.018	0.007
Silver	0.025	0.010

(q) *Alkaline cleaning rinse.*

SUBPART D—PSES

Pollutant or pollutant property	Maximum for any 1 day	Maximum for monthly average
	mg/off-kg (pounds per million off-pounds) of precious metals alkaline cleaned	
Cadmium	0.381	0.168
Copper	2.13	1.12
Cyanide	0.325	0.135
Silver	0.459	0.191

(r) *Alkaline cleaning prebonding wastewater.*

§ 471.45

40 CFR Ch. I (7–1–21 Edition)

SUBPART D—PSES

Pollutant or pollutant property	Maximum for any 1 day	Maximum for monthly average
	mg/off-kg (pounds per million off-pounds) of precious metals and base metal cleaned prior to bonding	
Cadmium	0.400	0.174
Copper	2.210	1.16
Cyanide	0.337	0.139
Silver	0.476	0.197

(s) *Tumbling or burnishing wastewater.*

SUBPART D—PSES

Pollutant or pollutant property	Maximum for any 1 day	Maximum for monthly average
	mg/off-kg (pounds per million off-pounds) of precious metals tumbled or burnished	
Cadmium	0.412	0.182
Copper	2.300	1.21
Cyanide	0.351	0.145
Silver	0.496	0.206

(t) *Sawing or grinding spent neat oils—subpart D—PSES.* There shall be no discharge of process wastewater pollutants.

(u) *Sawing or grinding spent emulsions.*

SUBPART D—PSES

Pollutant or pollutant property	Maximum for any 1 day	Maximum for monthly average
	mg/off-kg (pounds per million off-pounds) of precious metals sawed or ground with emulsions	
Cadmium	0.032	0.014
Copper	0.178	0.094
Cyanide	0.027	0.011
Silver	0.038	0.016

(v) *Degreasing spent solvents—subpart D—PSNS.* There shall be no discharge of process wastewater pollutants.

[50 FR 34270, Aug. 23, 1985; 51 FR 2886, Jan. 22, 1986]

§ 471.45 Pretreatment standards for new sources (PSNS).

Except as provided in 40 CFR 403.7, any new source subject to this subpart which introduces pollutants into a publicly owned treatment works must comply with 40 CFR part 403 and achieve the following pretreatment

standards for new sources (PSNS). The mass of wastewater pollutants in precious metals forming wastewater introduced into a POTW shall not exceed the following values:

(a) *Rolling spent neat oils—subpart D—PSNS.* There shall be no discharge of process wastewater pollutants.

(b) *Rolling spent emulsions.*

SUBPART D—PSNS

Pollutant or pollutant property	Maximum for any 1 day	Maximum for monthly average
	mg/off-kg (pounds per million off-pounds) of precious metals rolled with emulsions	
Cadmium	0.026	0.012
Copper	0.147	0.077
Cyanide	0.023	0.010
Silver	0.032	0.013

(c) *Drawing spent neat oils—subpart D—PSNS.* There shall be no discharge of process wastewater pollutants.

(d) *Drawing spent emulsions.*

SUBPART D—PSNS

Pollutant or pollutant property	Maximum for any 1 day	Maximum for monthly average
	mg/off-kg (pounds per million off-pounds) of precious metals drawn with emulsions	
Cadmium	0.016	0.007
Copper	0.091	0.048
Cyanide	0.014	0.006
Silver	0.020	0.008

(e) *Drawing spent soap solutions.*

SUBPART D—PSNS

Pollutant or pollutant property	Maximum for any 1 day	Maximum for monthly average
	mg/off-kg (pounds per million off-pounds) of precious metals drawn with soap solutions	
Cadmium	0.001	0.0005
Copper	0.006	0.003
Cyanide	0.0009	0.0004
Silver	0.002	0.0006

(f) *Metal powder production wet atomization wastewater.*

Environmental Protection Agency

\$ 471.45

SUBPART D—PSNS

Pollutant or pollutant property	Maximum for any 1 day	Maximum for monthly average
	mg/off-kg (pounds per million off-pounds) of precious metals powder wet atomized	
Cadmium	2.27	1.00
Copper	12.7	6.68
Cyanide	1.94	0.802
Silver	2.74	1.14

(g) *Heat treatment contact cooling water.*

SUBPART D—PSNS

Pollutant or pollutant property	Maximum for any 1 day	Maximum for monthly average
	mg/off-kg (pounds per million off-pounds) of extended precious metals heat treated	
Cadmium	0.142	0.063
Copper	0.793	0.417
Cyanide	0.121	0.050
Silver	0.171	0.071

(h) *Semi-continuous and continuous casting contact cooling water.*

SUBPART D—PSNS

Pollutant or pollutant property	Maximum for any 1 day	Maximum for monthly average
	mg/off-kg (pounds per million off-pounds) of precious metals cast by the semi-continuous or continuous method	
Cadmium	0.350	0.155
Copper	1.96	1.03
Cyanide	0.299	0.124
Silver	0.423	0.175

(i) *Stationary casting contact cooling water—subpart D—PSNS.* There shall be no discharge of process wastewater pollutants.

(j) *Direct chill casting contact cooling water.*

SUBPART D—PSNS

Pollutant or pollutant property	Maximum for any 1 day	Maximum for monthly average
	mg/off-kg (pounds per million off-pounds) of precious metals cast by the direct chill method	
Cadmium	0.367	0.162
Copper	2.05	1.08
Cyanide	0.313	0.130
Silver	0.443	0.184

(k) *Shot casting contact cooling water.*

SUBPART D—PSNS

Pollutant or pollutant property	Maximum for any 1 day	Maximum for monthly average
	mg/off-kg (pounds per million off-pounds) of precious metals shot cast	
Cadmium	0.125	0.055
Copper	0.698	0.367
Cyanide	0.107	0.044
Silver	0.151	0.0631

(l) *Wet air pollution control scrubber blowdown—subpart D—PSNS.* There shall be no discharge of process wastewater pollutants.

(m) *Pressure bonding contact cooling water.*

SUBPART D—PSNS

Pollutant or pollutant property	Maximum for any 1 day	Maximum for monthly average
	mg/off-kg (pounds per million off-pounds) of precious metals and base metal pressure bonded	
Cadmium	0.029	0.013
Copper	0.159	0.084
Cyanide	0.024	0.010
Silver	0.034	0.014

(n) *Surface treatment spent baths.*

SUBPART D—PSNS

Pollutant or pollutant property	Maximum for any 1 day	Maximum for monthly average
	mg/off-kg (pounds per million off-pounds) of precious metals surface treated	
Cadmium	0.033	0.015
Copper	0.183	0.097
Cyanide	0.028	0.012
Silver	0.040	0.017

§ 471.46

40 CFR Ch. I (7–1–21 Edition)

(o) *Surface treatment rinse.*

SUBPART D—PSNS

Pollutant or pollutant property	Maximum for any 1 day	Maximum for monthly average
	mg/off-kg (pounds per million off-pounds) of precious metals surface treated	
Cadmium	0.210	0.093
Copper	1.17	0.616
Cyanide	0.179	0.074
Silver	0.253	0.105

(p) *Alkaline cleaning spent baths.*

SUBPART D—PSNS

Pollutant or pollutant property	Maximum for any 1 day	Maximum for monthly average
	mg/off-kg (pounds per million off-pounds) of precious metals alkaline cleaned	
Cadmium	0.021	0.009
Copper	0.114	0.060
Cyanide	0.018	0.007
Silver	0.025	0.010

(q) *Alkaline cleaning rinse.*

SUBPART D—PSNS

Pollutant or pollutant property	Maximum for any 1 day	Maximum for monthly average
	mg/off-kg (pounds per million off-pounds) of precious metals alkaline cleaned	
Cadmium	0.381	0.168
Copper	2.13	1.12
Cyanide	0.325	0.135
Silver	0.459	0.191

(r) *Alkaline cleaning pre-bonding wastewater.*

SUBPART D—PSNS

Pollutant or pollutant property	Maximum for any 1 day	Maximum for monthly average
	mg/off-kg (pounds per million off-pounds) of precious metals and base metal cleaned prior to bonding	
Cadmium	0.400	0.174
Copper	2.21	1.16
Cyanide	0.337	0.139
Silver	0.476	0.197

(s) *Tumbling or burnishing wastewater.*

SUBPART D—PSNS

Pollutant or pollutant property	Maximum for any 1 day	Maximum for monthly average
	mg/off-kg (pounds per million off-pounds) of precious metals tumbled or burnished	
Cadmium	0.412	0.182
Copper	2.30	1.21
Cyanide	0.351	0.145
Silver	0.496	0.206

(t) *Sawing or grinding spent neat oils—subpart D—PSNS.* There shall be no discharge of process wastewater pollutants.

(u) *Sawing or grinding spent emulsions.*

SUBPART D—PSNS

Pollutant or pollutant property	Maximum for any 1 day	Maximum for monthly average
	mg/off-kg (pounds per million off-pounds) of precious metals sawed or ground with emulsions	
Cadmium	0.032	0.014
Copper	0.178	0.094
Cyanide	0.027	0.011
Silver	0.038	0.016

(v) *Degreasing spent solvents—subpart D—PSNS.* There shall be no discharge of process wastewater pollutants.

[50 FR 34270, Aug. 23, 1985; 51 FR 2886, Jan. 22, 1986]

§ 471.46 Effluent limitations representing the degree of effluent reduction attainable by the application of the best conventional pollutant control technology (BCT). [Reserved]

Subpart E—Refractory Metals Forming Subcategory

§ 471.50 Applicability; description of the refractory metals forming subcategory.

This subpart applies to discharges of pollutants to waters of the United States, and introductions of pollutants into publicly owned treatment works from the process operations of the refractory metals forming subcategory.

Environmental Protection Agency

§ 471.51

§ 471.51 Effluent limitations representing the degree of effluent reduction attainable by the application of the best practicable control technology currently available (BPT).

Except as provided in 40 CFR 125.30 through 125.32, any existing point source subject to this subpart must achieve the following effluent limitations for the process operations representing the degree of effluent reduction attainable by the application of the best practicable control technology currently available (BPT):

(a) *Rolling spent neat oils and graphite based lubricants—subpart E—BPT.* There shall be no discharge of process wastewater pollutants.

(b) *Rolling spent emulsions.*

SUBPART E—BPT

Pollutant or pollutant property	Maximum for any 1 day	Maximum for monthly average
	mg/off-kg (pounds per million off-pounds) of refractory metals rolled with emulsions	
Copper	0.815	0.429
Nickel	0.824	0.545
Fluoride	25.5	11.3
Molybdenum	2.84	1.47
Oil and grease	8.58	5.15
TSS	17.6	8.37
pH	(¹)	(¹)

¹ Within the range of 7.5 to 10.0 at all times.

(c) *Drawing spent lubricants—subpart E—BPT.* There shall be no discharge of process wastewater pollutants.

(d) *Extrusion spent lubricants—subpart E—BPT.* There shall be no discharge of process wastewater pollutants.

(e) *Extrusion press hydraulic fluid leakage.*

SUBPART E—BPT

Pollutant or pollutant property	Maximum for any 1 day	Maximum for monthly average
	mg/off-kg (pounds per million off-pounds) of refractory metals extruded	
Copper	2.26	1.19
Nickel	2.29	1.51
Fluoride	70.8	31.4
Molybdenum	7.87	4.07
Oil and grease	23.8	14.3
TSS	48.8	23.2
pH	(¹)	(¹)

¹ Within the range of 7.5 to 10.0 at all times.

(f) *Forging spent lubricants—subpart E—BPT.* There shall be no discharge of process wastewater pollutants.

(g) *Forging contact cooling water.*

SUBPART E—BPT

Pollutant or pollutant property	Maximum for any 1 day	Maximum for monthly average
	mg/off-kg (pounds per million off-pounds) of forged refractory metals cooled with water	
Copper	0.614	0.323
Nickel	0.620	0.410
Fluoride	19.2	8.53
Molybdenum	2.14	1.11
Oil and grease	6.46	3.88
TSS	13.3	6.30
pH	(¹)	(¹)

¹ Within the range of 7.5 to 10.0 at all times.

(h) *Equipment cleaning wastewater.*

SUBPART E—BPT

Pollutant or pollutant property	Maximum for any 1 day	Maximum for monthly average
	mg/off-kg (pounds per million off-pounds) of refractory metals formed	
Copper	2.59	1.36
Nickel	2.61	1.73
Fluoride	80.9	35.9
Molybdenum	8.99	4.65
Oil and grease	27.2	16.3
TSS	55.8	26.5
pH	(¹)	(¹)

¹ Within the range of 7.5 to 10.0 at all times.

(i) *Metal powder production wastewater.*

SUBPART E—BPT

Pollutant or pollutant property	Maximum for any 1 day	Maximum for monthly average
	mg/off-kg (pounds per million off-pounds) of refractory metals powder produced	
Copper	0.534	0.281
Nickel	0.540	0.357
Fluoride	16.70	7.42
Molybdenum	1.86	0.961
Oil and grease	5.62	3.37
TSS	11.5	5.48
pH	(¹)	(¹)

¹ Within the range of 7.5 to 10.0 at all times.

(j) *Metal powder production floor wash wastewater—subpart E—BPT.* There shall be no discharge of process wastewater pollutants.

§ 471.51

(k) *Metal powder pressing spent lubricants—subpart E—BPT.* There shall be no discharge of process wastewater pollutants.

(1) *Surface treatment spent baths.*

SUBPART E—BPT

Pollutant or pollutant property	Maximum for any 1 day	Maximum for monthly average
	mg/off-kg (pounds per million off-pounds) of refractory metals surface treated	
Copper	0.739	0.389
Nickel	0.747	0.494
Fluoride	23.2	10.3
Molybdenum	2.57	1.33
Oil and grease	7.78	4.68
TSS	16.0	7.59
pH	(¹)	(¹)

¹ Within the range of 7.5 to 10.0 at all times.

(m) *Surface treatment rinse.*

SUBPART E—BPT

Pollutant or pollutant property	Maximum for any 1 day	Maximum for monthly average
	mg/off-kg (pounds per million off-pounds) of refractory metals surface treated	
Copper	230	121
Nickel	232	154
Fluoride	7,200	3,200
Molybdenum	800	414
Oil and grease	2,420	1,450
TSS	4,960	2,360
pH	(¹)	(¹)

¹ Within the range of 7.5 to 10.0 at all times.

(n) *Alkaline cleaning spent baths.*

SUBPART E—BPT

Pollutant or pollutant property	Maximum for any 1 day	Maximum for monthly average
	mg/off-kg (pounds per million off-pounds) of refractory metals alkaline cleaned	
Copper	0.635	0.334
Nickel	0.641	0.424
Fluoride	19.9	8.82
Molybdenum	2.21	1.14
Oil and grease	6.68	4.01
TSS	13.7	6.51
pH	(¹)	(¹)

¹ Within the range of 7.5 to 10.0 at all times.

(o) *Alkaline cleaning rinse.*

40 CFR Ch. I (7–1–21 Edition)

SUBPART E—BPT

Pollutant or pollutant property	Maximum for any 1 day	Maximum for monthly average
	mg/off-kg (pounds per million off-pounds) of refractory metals alkaline cleaned	
Copper	1,550	816
Nickel	1,570	1,040
Fluoride	48,600	21,600
Molybdenum	5,400	2,790
Oil and grease	16,300	9,790
TSS	33,500	15,900
pH	(¹)	(¹)

¹ Within the range of 7.5 to 10.0 at all times.

(p) *Molten salt rinse.*

SUBPART E—BPT

Pollutant or pollutant property	Maximum for any 1 day	Maximum for monthly average
	mg/off-kg (pounds per million off-pounds) of refractory metals treated with molten salt	
Copper	12.1	6.33
Nickel	12.2	8.04
Fluoride	377	167
Molybdenum	41.9	21.7
Oil and grease	127	76.0
TSS	260	124
pH	(¹)	(¹)

¹ Within the range of 7.5 to 10.0 at all times.

(q) *Tumbling or burnishing wastewater.*

SUBPART E—BPT

Pollutant or pollutant property	Maximum for any 1 day	Maximum for monthly average
	mg/off-kg (pounds per million off-pounds) of refractory metals tumbled or burnished	
Copper	23.8	12.5
Nickel	24.0	15.9
Fluoride	744	330
Molybdenum	82.7	42.8
Oil and grease	250	150
TSS	513	244
pH	(¹)	(¹)

Within the range of 7.5 to 10.0 at all times.

(r) *Sawing or grinding spent neat oils—subpart E—BPT.* There shall be no discharge of process wastewater pollutants.

(s) *Sawing or grinding spent emulsions.*

Environmental Protection Agency

§ 471.51

SUBPART E—BPT

Pollutant or pollutant property	Maximum for any 1 day	Maximum for monthly average
	mg/off-kg (pounds per million off-pounds) of refractory metals sawed or ground with emulsions	
Copper	0.565	0.297
Nickel	0.570	0.377
Fluoride	17.7	7.84
Molybdenum	1.97	1.02
Oil and grease	5.94	3.57
TSS	12.2	5.79
pH	(¹)	(¹)

¹ Within the range of 7.5 to 10.0 at all times.

(t) *Sawing or grinding contact cooling water.*

SUBPART E—BPT

Pollutant or pollutant property	Maximum for any 1 day	Maximum for monthly average
	mg/off-kg (pounds per million off-pounds) of refractory metals sawed or ground with contact cooling water	
Copper	46.2	24.3
Nickel	46.7	30.9
Fluoride	1450	642
Molybdenum	161	83.1
Oil and grease	486	292
TSS	997	474
pH	(¹)	(¹)

¹ Within the range of 7.5 to 10.0 at all times.

(u) *Sawing or grinding rinse.*

SUBPART E—BPT

Pollutant or pollutant property	Maximum for any 1 day	Maximum for monthly average
	mg/off-kg (pounds per million off-pounds) of sawed or ground refractory metals rinsed	
Copper	0.257	0.135
Nickel	0.259	0.172
Fluoride	8.03	3.57
Molybdenum	0.893	0.462
Oil and grease	2.70	1.62
TSS	5.54	2.63
pH	(¹)	(¹)

¹ Within the range of 7.5 to 10.0 at all times.

(v) *Wet air pollution control scrubber blowdown.*

SUBPART E—BPT

Pollutant or pollutant property	Maximum for any 1 day	Maximum for monthly average
	mg/off-kg (pounds per million off-pounds) of refractory metals sawed or ground, surface coated or surface treated	
Copper	1.50	0.787
Nickel	1.51	1.00
Fluoride	46.8	20.8
Molybdenum	5.20	2.69
Oil and grease	15.8	9.45
TSS	32.3	15.4
pH	(¹)	(¹)

¹ Within the range of 7.5 to 10.0 at all times.

(w) *Miscellaneous wastewater sources.*

SUBPART E—BPT

Pollutant or pollutant property	Maximum for any 1 day	Maximum for monthly average
	mg/off-kg (pounds per million off-pounds) of refractory metals formed	
Copper	0.656	0.345
Nickel	0.663	0.438
Fluoride	20.6	9.11
Molybdenum	2.28	1.18
Oil and grease	6.9	4.14
TSS	14.2	6.73
pH	(¹)	(¹)

¹ Within the range of 7.5 to 10.0 at all times.

(x) *Dye penetrant testing wastewater.*

SUBPART E—BPT

Pollutant or pollutant property	Maximum for any 1 day	Maximum for monthly average
	mg/off-kg (pounds per million off-pounds) of refractory metals tested	
Copper	0.150	0.078
Nickel	0.150	0.099
Fluoride	4.60	2.00
Molybdenum	0.513	0.266
Oil and grease	1.60	0.930
TSS	3.20	1.50
pH	(¹)	(¹)

¹ Within the range of 7.5 to 10.0 at all times.

(y) *Degreasing spent solvents—subpart E—BPT.* There shall be no discharge of process wastewater pollutants.

[50 FR 34270, Aug. 23, 1985; 51 FR 2886, Jan. 22, 1986]

§ 471.52

§ 471.52 Effluent limitations representing the degree of effluent reduction attainable by the application of the best available technology economically achievable (BAT).

Except as provided in 40 CFR 125.30 through 125.32, any existing point source subject to this subpart must achieve the following effluent limitations representing the degree of effluent reduction attainable by the application of the best available technology economically achievable (BAT):

(a) *Rolling spent neat oils and graphite based lubricants—subpart E—BAT.* There shall be no discharge of process wastewater pollutants.

(b) *Rolling spent emulsions.*

SUBPART E—BAT

Pollutant or pollutant property	Maximum for any 1 day	Maximum for monthly average
	mg/off-kg (pounds per million off-pounds) of refractory metals rolled with emulsions	
Copper	0.549	0.262
Nickel	0.236	0.157
Fluoride	25.5	11.3
Molybdenum	2.16	0.957

(c) *Drawing spent lubricants—subpart E—BAT.* There shall be no discharge of process wastewater pollutants.

(d) *Extrusion spent lubricants—subpart E—BAT.* There shall be no discharge of process wastewater pollutants.

(e) *Extrusion press hydraulic fluid leakage.*

SUBPART E—BAT

Pollutant or pollutant property	Maximum for any 1 day	Maximum for monthly average
	mg/off-kg (pounds per million off-pounds) of refractory metals extruded	
Copper	1.5	0.730
Nickel	0.650	0.440
Fluoride	71.000	31.0
Molybdenum	5.99	2.66

(f) *Forging spent lubricants—subpart E—BAT.* There shall be no discharge of process wastewater pollutants.

(g) *Forging contact cooling water.*

40 CFR Ch. I (7–1–21 Edition)

SUBPART E—BAT

Pollutant or pollutant property	Maximum for any 1 day	Maximum for monthly average
	mg/off-kg (pounds per million off-pounds) of forged refractory metals cooled with water	
Copper	0.041	0.020
Nickel	0.018	0.012
Fluoride	1.92	0.853
Molybdenum	0.163	0.072

(h) *Equipment cleaning wastewater.*

SUBPART E—BAT

Pollutant or pollutant property	Maximum for any 1 day	Maximum for monthly average
	mg/off-kg (pounds per million off-pounds) of refractory metals formed	
Copper	0.174	0.083
Nickel	0.075	0.051
Fluoride	8.09	3.59
Molybdenum	0.684	0.303

(i) *Metal powder production wastewater.*

SUBPART E—BAT

Pollutant or pollutant property	Maximum for any 1 day	Maximum for monthly average
	mg/off-kg (pounds per million off-pounds) of refractory metals powder produced	
Copper	0.360	0.172
Nickel	0.155	0.104
Fluoride	16.7	7.42
Molybdenum	1.42	0.627

(j) *Metal powder production floor wash wastewater—subpart E—BAT.* There shall be no discharge of process wastewater pollutants.

(k) *Metal powder pressing spent lubricants—subpart E—BAT.* There shall be no discharge of process wastewater pollutants.

(l) *Surface treatment spent baths.*

Environmental Protection Agency

§ 471.52

SUBPART E—BAT

Pollutant or pollutant property	Maximum for any 1 day	Maximum for monthly average
	mg/off-kg (pounds per million off-pounds) of refractory metals surface treated	
Copper	0.498	0.237
Nickel	0.214	0.144
Fluoride	23.2	10.3
Molybdenum	1.96	0.868

(m) *Surface treatment rinse.*

SUBPART E—BAT

Pollutant or pollutant property	Maximum for any 1 day	Maximum for monthly average
	mg/off-kg (pounds per million off-pounds) of refractory metals surface treated	
Copper	15.5	7.38
Nickel	6.66	4.48
Fluoride	720	320
Molybdenum	60.9	27.0

(n) *Alkaline cleaning spent baths.*

SUBPART E—BAT

Pollutant or pollutant property	Maximum for any 1 day	Maximum for monthly average
	mg/off-kg (pounds per million off-pounds) of refractory metals alkaline cleaned	
Copper	0.428	0.204
Nickel	0.184	0.124
Fluoride	19.9	8.82
Molybdenum	1.68	0.745

(o) *Alkaline cleaning rinse.*

SUBPART E—BAT

Pollutant or pollutant property	Maximum for any 1 day	Maximum for monthly average
	mg/off-kg (pounds per million off-pounds) of refractory metals alkaline cleaned	
Copper	10.5	4.98
Nickel	4.49	3.02
Fluoride	486	216
Molybdenum	41.1	18.2

(p) *Molten salt rinse.*

SUBPART E—BAT

Pollutant or pollutant property	Maximum for any 1 day	Maximum for monthly average
	mg/off-kg (pounds per million off-pounds) of refractory metals treated with molten salt	
Copper	0.810	0.386
Nickel	0.348	0.234
Fluoride	37.7	16.7
Molybdenum	3.19	1.41

(q) *Tumbling or burnishing wastewater.*

SUBPART E—BAT

Pollutant or pollutant property	Maximum for any 1 day	Maximum for monthly average
	mg/off-kg (pounds per million off-pounds) of refractory metals tumbled or burnished	
Copper	1.60	0.763
Nickel	0.688	0.463
Fluoride	74.4	33.0
Molybdenum	6.29	2.79

(r) *Sawing or grinding spent neat oils—subpart E—BAT.* There shall be no discharge of process wastewater pollutants.

(s) *Sawing or grinding spent emulsions.*

SUBPART E—BAT

Pollutant or pollutant property	Maximum for any 1 day	Maximum for monthly average
	mg/off-kg (pounds per million off-pounds) of refractory metals sawed or ground with emulsions	
Copper	0.380	0.181
Nickel	0.164	0.110
Fluoride	17.7	7.84
Molybdenum	1.50	0.663

(t) *Sawing or grinding contact cooling water.*

§ 471.53

40 CFR Ch. I (7–1–21 Edition)

SUBPART E—BAT

Pollutant or pollutant property	Maximum for any 1 day	Maximum for monthly average
	mg/off-kg (pounds per million off-pounds) of refractory metals sawed or ground with contact cooling water	
Copper	3.11	1.48
Nickel	1.34	0.899
Fluoride	145.0	64.2
Molybdenum	12.2	5.42

(u) *Sawing or grinding rinse.*

SUBPART E—BAT

Pollutant or pollutant property	Maximum for any 1 day	Maximum for monthly average
	mg/off-kg (pounds per million off-pounds) of sawed or ground refractory metals rinsed	
Copper	0.018	0.009
Nickel	0.008	0.005
Fluoride	0.803	0.357
Molybdenum	0.068	0.030

(v) *Wet air pollution control scrubber blowdown.*

SUBPART E—BAT

Pollutant or pollutant property	Maximum for any 1 day	Maximum for monthly average
	mg/off-kg (pounds per million off-pounds) of refractory metals sawed, surface coated or surface treated	
Copper	1.01	0.480
Nickel	0.433	0.291
Fluoride	46.8	20.8
Molybdenum	3.96	1.76

(w) *Miscellaneous wastewater sources.*

SUBPART E—BAT

Pollutant or pollutant property	Maximum for any 1 day	Maximum for monthly average
	mg/off-kg (pounds per million off-pounds) of refractory metals formed	
Copper	0.442	0.211
Nickel	0.190	0.128
Fluoride	20.6	9.11
Molybdenum	1.74	0.770

(x) *Dye penetrant testing wastewater.*

SUBPART E—BAT

Pollutant or pollutant property	Maximum for any 1 day	Maximum for monthly average
	mg/off-kg (pounds per million off-pounds) of refractory metals product tested	
Copper	0.100	0.048
Nickel	0.043	0.029
Fluoride	4.62	2.05
Molybdenum	0.391	0.173

(y) *Degreasing spent solvents—subpart E—BAT.* There shall be no discharge of process wastewater pollutants.

[50 FR 34270, Aug. 23, 1985; 51 FR 2886, Jan. 22, 1986]

§ 471.53 New source performance standards (NSPS).

Any new source subject to this subpart must achieve the following new source performance standards (NSPS):

(a) *Rolling spent neat oils and graphite based lubricants—subpart E—NSPS.* There shall be no discharge of process wastewater pollutants.

(b) *Rolling spent emulsions.*

SUBPART E—NSPS

Pollutant or pollutant property	Maximum for any 1 day	Maximum for monthly average
	mg/off-kg (pounds per million off-pounds) of refractory metals rolled with emulsions	
Copper	0.549	0.262
Nickel	0.236	0.159
Fluoride	25.5	11.3
Molybdenum	2.16	0.957
Oil and grease	4.29	4.29
TSS	6.44	5.15
pH	(¹)	(¹)

¹ Within the range of 7.5 to 10.0 at all times.

(c) *Drawing spent lubricants—subpart E—NSPS.* There shall be no discharge of process wastewater pollutants.

(d) *Extrusion spent lubricants—subpart E—NSPS.* There shall be no discharge of process wastewater pollutants.

(e) *Extrusion press hydraulic fluid leakage.*

Environmental Protection Agency

§ 471.53

SUBPART E—NSPS

Pollutant or pollutant property	Maximum for any 1 day	Maximum for monthly average
	mg/off-kg (pounds per million off-pounds) of refractory metals extruded	
Copper	1.53	0.726
Nickel	0.655	0.441
Fluoride	70.8	31.4
Molybdenum	5.99	2.66
Oil and grease	11.9	11.9
TSS	17.9	14.3
pH	(¹)	(¹)

¹ Within the range of 7.5 to 10.0 at all times.

(f) *Forging spent lubricants—subpart E—NSPS.* There shall be no discharge of process wastewater pollutants.

(g) *Forging contact cooling water.*

SUBPART E—NSPS

Pollutant or pollutant property	Maximum for any 1 day	Maximum for monthly average
	mg/off-kg (pounds per million off-pounds) of forged refractory metals cooled with water	
Copper	0.041	0.020
Nickel	0.018	0.012
Fluoride	1.92	0.853
Molybdenum	0.163	0.072
Oil and grease	0.323	0.323
TSS	0.485	0.388
pH	(¹)	(¹)

¹ Within the range of 7.5 to 10.0 at all times.

(h) *Equipment cleaning wastewater.*

SUBPART E—NSPS

Pollutant or pollutant property	Maximum for any 1 day	Maximum for monthly average
	mg/off-kg (pounds per million off-pounds) of refractory metals formed	
Copper	0.174	0.083
Nickel	0.075	0.051
Fluoride	8.09	3.59
Molybdenum	0.684	0.303
Oil and grease	1.36	1.36
TSS	2.04	1.63
pH	(¹)	(¹)

¹ Within the range of 7.5 to 10.0 at all times.

(i) *Metal powder production wastewater.*

SUBPART E—NSPS

Pollutant or pollutant property	Maximum for any 1 day	Maximum for monthly average
	mg/off-kg (pounds per million off-pounds) of refractory metals powder produced	
Copper	0.360	0.172
Nickel	0.155	0.104
Fluoride	16.7	7.42
Molybdenum	1.42	0.627
Oil and grease	2.81	2.81
TSS	4.22	3.37
pH	(¹)	(¹)

¹ Within the range of 7.5 to 10.0 at all times.

(j) *Metal powder production floor wash wastewater—subpart E—NSPS.* There shall be no discharge of process wastewater pollutants.

(k) *Metal powder pressing spent lubricants—subpart E—NSPS.* There shall be no discharge of process wastewater pollutants.

(l) *Surface treatment spent baths.*

SUBPART E—NSPS

Pollutant or pollutant property	Maximum for any 1 day	Maximum for monthly average
	mg/off-kg (pounds per million off-pounds) of refractory metals surface treated	
Copper	0.498	0.237
Nickel	0.214	0.144
Fluoride	23.2	10.3
Molybdenum	1.96	0.868
Oil and grease	3.89	3.89
TSS	5.84	4.67
pH	(¹)	(¹)

¹ Within the range of 7.5 to 10.0 at all times.

(m) *Surface treatment rinse.*

SUBPART E—NSPS

Pollutant or pollutant property	Maximum for any 1 day	Maximum for monthly average
	mg/off-kg (pounds per million off-pounds) of refractory metals surface treated	
Copper	15.5	7.38
Nickel	6.66	4.48
Fluoride	720	320
Molybdenum	69.9	27.0
Oil and grease	121	121
TSS	182	145
pH	(¹)	(¹)

¹ Within the range of 7.5 to 10.0 at all times.

(n) *Alkaline cleaning spent baths.*

§ 471.53

SUBPART E—NSPS

Pollutant or pollutant property	Maximum for any 1 day	Maximum for monthly average
	mg/off-kg (pounds per million off-pounds) of refractory metals alkaline cleaned	
Copper	0.428	0.204
Nickel184	0.124
Fluoride	19.9	8.82
Molybdenum	1.68	0.745
Oil and grease	3.34	3.34
TSS	5.01	4.01
pH	(¹)	(¹)

¹ Within the range of 7.5 to 10.0 at all times.

(o) *Alkaline cleaning rinse.*

SUBPART E—NSPS

Pollutant or pollutant property	Maximum for any 1 day	Maximum for monthly average
	mg/off-kg (pounds per million off-pounds) of refractory metals alkaline cleaned	
Copper	10.5	4.98
Nickel	4.49	3.02
Fluoride	486	216
Molybdenum	41.1	18.2
Oil and grease	81.6	81.6
TSS	123	97.9
pH	(¹)	(¹)

¹ Within the range of 7.5 to 10.0 at all times.

(p) *Molten salt rinse.*

SUBPART E—NSPS

Pollutant or pollutant property	Maximum for any 1 day	Maximum for monthly average
	mg/off-kg (pounds per million off-pounds) of refractory metals treated with molten salt	
Copper	0.810	0.386
Nickel	0.348	0.234
Fluoride	37.7	16.7
Molybdenum	3.19	1.41
Oil and grease	6.33	6.33
TSS	9.5	7.6
pH	(¹)	(¹)

¹ Within the range of 7.5 to 10.0 at all times.

(q) *Tumbling or burnishing wastewater.*

40 CFR Ch. I (7–1–21 Edition)

SUBPART E—NSPS

Pollutant or pollutant property	Maximum for any 1 day	Maximum for monthly average
	mg/off-kg (pounds per million off-pounds) of refractory metals tumbled or burnished	
Copper	1.60	0.763
Nickel	0.688	0.463
Fluoride	74.4	33.0
Molybdenum	6.29	2.79
Oil and grease	12.5	12.5
TSS	18.8	15.0
pH	(¹)	(¹)

¹ Within the range of 7.5 to 10.0 at all times.

(r) *Sawing or grinding spent neat oils—subpart E—NSPS.* There shall be no discharge of process wastewater pollutants.

(s) *Sawing or grinding spent emulsions.*

SUBPART E—NSPS

Pollutant or pollutant property	Maximum for any 1 day	Maximum for monthly average
	mg/off-kg (pounds per million off-pounds) of refractory metals sawed or ground with emulsions	
Copper	0.380	0.181
Nickel	0.164	0.110
Fluoride	17.7	7.84
Molybdenum	1.5	0.663
Oil and grease	2.97	2.97
TSS	4.46	3.57
pH	(¹)	(¹)

¹ Within the range of 7.5 to 10.0 at all times.

(t) *Sawing or grinding contact cooling water.*

SUBPART E—NSPS

Pollutant or pollutant property	Maximum for any 1 day	Maximum for monthly average
	mg/off-kg (pounds per million off-pounds) of refractory metals sawed or ground with contact cooling water	
Copper	3.11	1.48
Nickel	1.34	0.899
Fluoride	145	64.2
Molybdenum	12.2	5.42
Oil and grease	24.3	24.3
TSS	36.5	29.2
pH	(¹)	(¹)

¹ Within the range of 7.5 to 10.0 at all times.

(u) *Sawing or grinding rinse.*

Environmental Protection Agency

§ 471.54

SUBPART E—NSPS

Pollutant or pollutant property	Maximum for any 1 day	Maximum for monthly average
	mg/off-kg (pounds per million off-pounds) of sawed or ground refractory metals rinsed	
Copper	0.018	0.009
Nickel	0.008	0.005
Fluoride	0.803	0.357
Molybdenum	0.068	0.030
Oil and grease	0.135	0.135
TSS	0.203	0.162
pH	(¹)	(¹)

¹ Within the range of 7.5 to 10.0 at all times.

(v) *Wet air pollution control scrubber blowdown.*

SUBPART E—NSPS

Pollutant or pollutant property	Maximum for any 1 day	Maximum for monthly average
	mg/off-kg (pounds per million off-pounds) of refractory metals sawed, ground, surface coated or surface treated	
Copper	1.01	0.480
Nickel	0.433	0.291
Fluoride	46.8	20.8
Molybdenum	3.96	1.76
Oil and grease	7.87	7.87
TSS	11.8	9.45
pH	(¹)	(¹)

¹ Within the range of 7.5 to 10.0 at all times.

(w) *Miscellaneous wastewater sources.*

SUBPART E—NSPS

Pollutant or pollutant property	Maximum for any 1 day	Maximum for monthly average
	mg/off-kg (pounds per million off-pounds) of refractory metals formed	
Copper	0.442	0.211
Nickel	0.190	0.128
Fluoride	20.6	9.11
Molybdenum	1.74	0.770
Oil and grease	3.45	3.45
TSS	5.18	4.14
pH	(¹)	(¹)

¹ Within the range of 7.5 to 10.0 at all times.

(x) *Dye penetrant testing wastewater.*

SUBPART E—NSPS

Pollutant or pollutant property	Maximum for any 1 day	Maximum for monthly average
	mg/off-kg (pounds per million off-pounds) of refractory metals product tested	
Copper	0.100	0.048
Nickel	0.043	0.029
Fluoride	4.62	2.05
Molybdenum	0.391	0.173
Oil and grease	0.776	0.776
TSS	1.17	0.931
pH	(¹)	(¹)

¹ Within the range of 7.5 to 10.0 at all times.

(y) *Degreasing spent solvents—subpart E—NSPS.* There shall be no discharge of process wastewater pollutants.

[50 FR 34270, Aug. 23, 1985; 51 FR 2886, Jan. 22, 1986]

§ 471.54 Pretreatment standards for existing sources (PSES).

Except as provided in 40 CFR 403.7 and 403.13, any existing source subject to this subpart which introduces pollutants into a publicly owned treatment works must comply with 40 CFR part 403 and by August 23, 1988 achieve the following pretreatment standards for existing sources (PSES). The mass of wastewater pollutants in refractory metals forming process wastewater introduced into a POTW shall not exceed the following values:

(a) *Rolling spent neat oils and graphite based lubricants—subpart E—PSES.* There shall be no discharge of process wastewater pollutants.

(b) *Rolling spent emulsions.*

SUBPART E—PSES

Pollutant or pollutant property	Maximum for any 1 day	Maximum for monthly average
	mg/off-kg (pounds per million off-pounds) of refractory metals rolled with emulsions	
Copper	0.815	0.429
Nickel	0.824	0.545
Fluoride	25.5	11.4
Molybdenum	2.84	1.47

(c) *Drawing spent lubricants—subpart E—PSES.* There shall be no discharge of process wastewater pollutants.

(d) *Extrusion spent lubricants—subpart E—PSES.* There shall be no discharge of process wastewater pollutants.

§ 471.54

40 CFR Ch. I (7–1–21 Edition)

(e) *Extrusion press hydraulic fluid leakage.*

SUBPART E—PSES

Pollutant or pollutant property	Maximum for any 1 day	Maximum for monthly average
	mg/off-kg (pounds per million off-pounds) of refractory metals extruded	
Copper	2.26	1.19
Nickel	2.29	1.51
Fluoride	70.8	31.4
Molybdenum	7.87	4.07

(f) *Forging spent lubricants—subpart E—PSES.* There shall be no discharge of process wastewater pollutants.

(g) *Forging contact cooling water.*

SUBPART E—PSES

Pollutant or pollutant property	Maximum for any 1 day	Maximum for monthly average
	mg/off-kg (pounds per million off-pounds) of forged refractory metals cooled with water	
Copper	0.062	0.033
Nickel	0.062	0.041
Fluoride	1.92	0.853
Molybdenum	0.214	0.111

(h) *Equipment cleaning wastewater.*

SUBPART E—PSES

Pollutant or pollutant property	Maximum for any 1 day	Maximum for monthly average
	mg/off-kg (pounds per million off-pounds) of refractory metals formed	
Copper	0.259	0.136
Nickel	0.261	0.173
Fluoride	8.09	3.59
Molybdenum	0.899	0.465

(i) *Metal powder production wastewater.*

SUBPART E—PSES

Pollutant or pollutant property	Maximum for any 1 day	Maximum for monthly average
	mg/off-kg (pounds per million off-pounds) of refractory metals powder produced	
Copper	0.534	0.281
Nickel	0.540	0.357
Fluoride	16.7	7.42
Molybdenum	1.86	0.961

(j) *Metal powder production floor wash wastewater—subpart E—PSES.* There shall be no discharge of process wastewater pollutants.

(k) *Metal powder pressing spent lubricants—subpart E—PSES.* There shall be no discharge of process wastewater pollutants.

(l) *Surface treatment spent baths.*

SUBPART E—PSES

Pollutant or pollutant property	Maximum for any 1 day	Maximum for monthly average
	mg/off-kg (pounds per million off-pounds) of refractory metals surface treated	
Copper	0.739	0.389
Nickel	0.747	0.494
Fluoride	23.2	10.3
Molybdenum	2.57	1.33

(m) *Surface treatment rinse.*

SUBPART E—PSES

Pollutant or pollutant property	Maximum for any 1 day	Maximum for monthly average
	mg/off-kg (pounds per million off-pounds) of refractory metals surface treated	
Copper	23.0	12.1
Nickel	23.3	15.4
Fluoride	720	320
Molybdenum	80.0	41.4

(n) *Alkaline cleaning spent baths.*

SUBPART E—PSES

Pollutant or pollutant property	Maximum for any 1 day	Maximum for monthly average
	mg/off-kg (pounds per million off-pounds) of refractory metals alkaline cleaned	
Copper	0.635	0.334
Nickel	0.642	0.424
Fluoride	19.9	8.82
Molybdenum	2.21	1.14

(o) *Alkaline cleaning rinse.*

Environmental Protection Agency

§ 471.54

SUBPART E—PSES

Pollutant or pollutant property	Maximum for any 1 day	Maximum for monthly average
	mg/off-kg (pounds per million off-pounds) of refractory metals alkaline cleaned	
Copper	15.5	8.16
Nickel	15.7	10.4
Fluoride	486.	216.0
Molybdenum	54.0	27.9

(p) *Molten salt rinse.*

SUBPART E—PSES

Pollutant or pollutant property	Maximum for any 1 day	Maximum for monthly average
	mg/off-kg (pounds per million off-pounds) of refractory metals treated with molten salt	
Copper	1.20	0.633
Nickel	1.22	0.804
Fluoride	37.7	16.7
Molybdenum	4.19	2.17

(q) *Tumbling or burnishing wastewater.*

SUBPART E—PSES

Pollutant or pollutant property	Maximum for any 1 day	Maximum for monthly average
	mg/off-kg (pounds per million off-pounds) of refractory metals tumbled or burnished	
Copper	2.38	1.25
Nickel	2.40	1.59
Fluoride	74.4	33.0
Molybdenum	8.27	4.28

(r) *Sawing or grinding spent neat oils—subpart E—PSES.* There shall be no discharge of process wastewater pollutants.

(s) *Sawing or grinding spent emulsions.*

SUBPART E—PSES

Pollutant or pollutant property	Maximum for any 1 day	Maximum for monthly average
	mg/off-kg (pounds per million off-pounds) of refractory metals sawed or ground with emulsions	
Copper	0.565	0.297
Nickel	0.570	0.377
Fluoride	17.7	7.84
Molybdenum	1.97	1.02

(t) *Sawing or grinding contact cooling water.*

SUBPART E—PSES

Pollutant or pollutant property	Maximum for any 1 day	Maximum for monthly average
	mg/off-kg (pounds per million off-pounds) of refractory metals sawed or ground with contact cooling water	
Copper	4.62	2.43
Nickel	4.67	3.09
Fluoride	145.	64.2
Molybdenum	16.1	8.31

(u) *Sawing or grinding rinse.*

SUBPART E—PSES

Pollutant or pollutant property	Maximum for any 1 day	Maximum for monthly average
	mg/off-kg (pounds per million off-pounds) of sawed or ground refractory metals rinsed	
Copper	0.026	0.014
Nickel	0.026	0.017
Fluoride	0.804	0.357
Molybdenum	0.089	0.046

(v) *Wet air pollution control blowdown.*

SUBPART E—PSES

Pollutant or pollutant property	Maximum for any 1 day	Maximum for monthly average
	mg/off-kg (pounds per million off-pounds) of refractory metals sawed, surface coated or surface treated	
Copper	1.50	0.787
Nickel	1.51	1.00
Fluoride	46.9	20.8
Molybdenum	5.20	2.69

(w) *Miscellaneous wastewater sources.*

SUBPART E—PSES

Pollutant or pollutant property	Maximum for any 1 day	Maximum for monthly average
	mg/off-kg (pounds per million off-pounds) of refractory metals formed	
Copper	0.656	0.345
Nickel	0.663	0.438
Fluoride	20.6	9.11
Molybdenum	2.28	1.18

(x) *Dye penetrant testing wastewater.*

§ 471.55

SUBPART E—PSES

Pollutant or pollutant property	Maximum for any 1 day	Maximum for monthly average
	mg/off-kg (pounds per million off-pounds) of refractory metals product tested	
Copper	0.148	0.078
Nickel	0.149	0.099
Fluoride	4.62	2.05
Molybdenum	0.513	0.266

(y) *Degreasing spent solvents—subpart E—PSES*. There shall be no discharge of process wastewater pollutants.

[50 FR 34270, Aug. 23, 1985; 51 FR 2887, Jan. 22, 1986]

§ 471.55 Pretreatment standards for new sources (PSNS).

Except as provided in 40 CFR 403.7, any new source subject to this subpart which introduces pollutants into a publicly owned treatment works must comply with 40 CFR part 403 and achieve the following pretreatment standards for new sources (PSNS). The mass of wastewater pollutants in the refractory metals forming process wastewater shall not exceed the values set forth below:

(a) *Rolling spent neat oils and graphite based lubricants—subpart E—PSNS*. There shall be no discharge of process wastewater pollutants.

(b) *Rolling spent emulsions.*

SUBPART E—PSNS

Pollutant or pollutant property	Maximum for any 1 day	Maximum for monthly average
	mg/off-kg (pounds per million off-pounds) of refractory metals rolled with emulsions	
Copper	0.549	0.262
Nickel	0.236	0.159
Fluoride	25.5	11.3
Molybdenum	2.16	0.957

(c) *Drawing spent lubricants—subpart E—PSNS*. There shall be no discharge of process wastewater pollutants.

(d) *Extrusion spent lubricants—subpart E—NSPS*. There shall be no discharge of process wastewater pollutants.

(e) *Extrusion press hydraulic fluid leakage.*

40 CFR Ch. I (7–1–21 Edition)

SUBPART E—PSNS

Pollutant or pollutant property	Maximum for any 1 day	Maximum for monthly average
	mg/off-kg (pounds per million off-pounds) of refractory metals extruded	
Copper	1.53	0.726
Nickel	0.655	0.441
Fluoride	70.8	31.4
Molybdenum	5.99	2.66

(f) *Forging spent lubricants—subpart E—PSNS*. There shall be no discharge of process wastewater pollutants.

(g) *Forging contact cooling water.*

SUBPART E—PSNS

Pollutant or pollutant property	Maximum for any 1 day	Maximum for monthly average
	mg/off-kg (pounds per million off-pounds) of forged refractory metals cooled with water	
Copper	0.041	0.320
Nickel	0.018	0.021
Fluoride	1.92	0.853
Molybdenum	0.163	0.072

(h) *Equipment cleaning wastewater.*

SUBPART E—PSNS

Pollutant or pollutant property	Maximum for any 1 day	Maximum for monthly average
	mg/off-kg (pounds per million off-pounds) of refractory metals formed	
Copper	0.174	0.083
Nickel	0.075	0.051
Fluoride	8.09	3.59
Molybdenum	0.684	0.303

(i) *Metal powder production wastewater.*

SUBPART E—PSNS

Pollutant or pollutant property	Maximum for any 1 day	Maximum for monthly average
	mg/off-kg (pounds per million off-pounds) of refractory metals powder produced	
Copper	0.360	0.172
Nickel	0.155	0.104
Fluoride	16.7	7.42
Molybdenum	1.42	0.627

(j) *Metal powder production floor wash wastewater—subpart E—PSNS*. There

Environmental Protection Agency

§ 471.55

shall be no discharge of process wastewater pollutants.

(k) *Metal powder pressing spent lubricants—subpart E—PSNS.* There shall be no discharge of process wastewater pollutants.

(l) *Surface treatment spent baths.*

SUBPART E—PSNS

Pollutant or pollutant property	Maximum for any 1 day	Maximum for monthly average
	mg/off-kg (pounds per million off-pounds) of refractory metals surface treated	
Copper	0.498	0.237
Nickel	0.214	0.144
Fluoride	23.2	10.3
Molybdenum	1.96	0.868

(m) *Surface treatment rinse.*

SUBPART E—PSNS

Pollutant or pollutant property	Maximum for any 1 day	Maximum for monthly average
	mg/off-kg (pounds per million off-pounds) of refractory metals surface treated	
Copper	15.5	7.38
Nickel	6.66	4.48
Fluoride	720	320
Molybdenum	60.9	27.0

(n) *Alkaline cleaning spent baths.*

SUBPART E—PSNS

Pollutant or pollutant property	Maximum for any 1 day	Maximum for monthly average
	mg/off-kg (pounds per million off-pounds) of refractory metals alkaline cleaned	
Copper	0.428	0.204
Nickel	0.184	0.124
Fluoride	19.9	8.82
Molybdenum	1.68	0.745

(o) *Alkaline cleaning rinse.*

SUBPART E—PSNS

Pollutant or pollutant property	Maximum for any 1 day	Maximum for monthly average
	mg/off-kg (pounds per million off-pounds) of refractory metals alkaline cleaned	
Copper	10.5	4.98
Nickel	4.49	3.02
Fluoride	48.6	216
Molybdenum	41.1	18.2

(p) *Molten salt rinse.*

SUBPART E—PSNS

Pollutant or pollutant property	Maximum for any 1 day	Maximum for monthly average
	mg/off-kg (pounds per million off-pounds) of refractory metals treated with molten salt	
Copper	0.810	0.386
Nickel	0.348	0.234
Fluoride	37.7	16.7
Molybdenum	3.19	1.41

(q) *Tumbling or burnishing wastewater.*

SUBPART E—PSNS

Pollutant or pollutant property	Maximum for any 1 day	Maximum for monthly average
	mg/off-kg (pounds per million off-pounds) of refractory metals tumbled or burnished	
Copper	1.60	0.763
Nickel	0.688	0.463
Fluoride	74.4	33.0
Molybdenum	6.29	2.79

(r) *Sawing or grinding spent neat oils—subpart E—PSNS.* There shall be no discharge or process wastewater pollutants.

(s) *Sawing or grinding spent emulsions.*

SUBPART E—PSNS

Pollutant or pollutant property	Maximum for any 1 day	Maximum for monthly average
	mg/off-kg (pounds per million off-pounds) of refractory metals sawed or ground with emulsions	
Copper	0.380	0.181
Nickel	0.164	0.110
Fluoride	17.7	7.84
Molybdenum	1.50	0.663

(t) *Sawing or grinding contact cooling water.*

§ 471.56

SUBPART E—PSNS

Pollutant or pollutant property	Maximum for any 1 day	Maximum for monthly average
	mg/off-kg (pounds per million off-pounds) of refractory metals sawed or ground with contact cooling water	
Copper	3.11	1.48
Nickel	1.34	0.899
Fluoride	145	64.2
Molybdenum	12.2	5.42

(u) *Sawing or grinding rinse.*

SUBPART E—PSNS

Pollutant or pollutant property	Maximum for any 1 day	Maximum for monthly average
	mg/off-kg (pounds per million off-pounds) of sawed or ground refractory metals rinsed	
Copper	0.018	0.009
Nickel	0.008	0.005
Fluoride	0.803	0.357
Molybdenum	0.068	0.030

(v) *Wet air pollution control blowdown.*

SUBPART E—PSNS

Pollutant or pollutant property	Maximum for any 1 day	Maximum for monthly average
	mg/off-kg (pounds per million off-pounds) of refractory metals sawed, ground, surface coated or surface treated	
Copper	1.01	0.480
Nickel	0.433	0.291
Fluoride	46.8	20.8
Molybdenum	3.96	1.76

(w) *Miscellaneous wastewater source.*

SUBPART E—PSNS

Pollutant or pollutant property	Maximum for any 1 day	Maximum for monthly average
	mg/off-kg (pounds per million off-pounds) of refractory metals formed	
Copper	0.442	0.211
Nickel	0.192	0.128
Fluoride	20.6	9.11
Molybdenum	1.74	0.770

(x) *Dye penetrant testing wastewater.*

40 CFR Ch. I (7–1–21 Edition)

SUBPART E—PSNS

Pollutant or pollutant property	Maximum for any 1 day	Maximum for monthly average
	mg/off-kg (pounds per million off-pounds) of refractory metals product tested	
Copper	0.100	0.048
Nickel	0.043	0.029
Fluoride	4.62	2.05
Molybdenum	0.391	0.173

(y) *Degreasing spend solvents—subpart E—PSNS.* There shall be no discharge of process wastewater pollutants.

[50 FR 34270, Aug. 23, 1985; 51 FR 2887, Jan. 22, 1986]

§ 471.56 Effluent limitations representing the degree of effluent reduction attainable by the application of the best conventional pollutant control technology (BCT). [Reserved]

Subpart F—Titanium Forming Subcategory

§ 471.60 Applicability; description of the titanium forming subcategory.

This subpart applies to discharges of pollutants to waters of the United States, and introductions of pollutants into publicly owned treatment works from the process operations of the titanium forming subcategory.

§ 471.61 Effluent limitations representing the degree of effluent reduction attainable by the application of the best practicable control technology currently available (BPT).

Except as provided in 40 CFR 125.30 through 125.32, any existing point source subject to this subpart must achieve the following effluent limitations for the process operations representing the degree of effluent reduction attainable by the application of the best practicable control technology currently available (BPT):

(a) *Rolling spent neat oils—subpart F—BPT.* There shall be no discharge of process wastewater pollutants.

(b) *Rolling contact cooling water.*

Environmental Protection Agency

§471.61

SUBPART F—BPT

Pollutant or pollutant property	Maximum for any 1 day	Maximum for monthly average
	mg/off-kg (pounds per million off-pounds) of titanium rolled with contact cooling water	
Cyanide	1.4	0.586
Lead	2.05	0.976
Zinc	7.13	2.98
Ammonia	651	286
Fluoride	291	129
Oil and grease	97.0	58.0
TSS	200.0	95.0
pH	(¹)	(¹)

¹ Within the range of 7.5 to 10.0 at all times.

(c) *Drawing spent neat oils—subpart F—BPT.* There shall be no discharge of process wastewater pollutants.

(d) *Extrusion spent neat oils—subpart F—BPT.* There shall be no discharge of process wastewater pollutants.

(e) *Extrusion spent emulsions.*

SUBPART F—BPT

Pollutant or pollutant property	Maximum for any 1 day	Maximum for monthly average
	mg/off-kg (pounds per million off-pounds) of titanium extruded	
Cyanide	0.021	0.009
Lead	0.030	0.015
Zinc	0.105	0.044
Ammonia	9.59	4.22
Fluoride	4.28	1.9
Oil and grease	1.44	0.863
TSS	2.95	1.4
pH	(¹)	(¹)

¹ Within the range of 7.5 to 10.0 at all times.

(f) *Extrusion press hydraulic fluid leakage.*

SUBPART F—BPT

Pollutant or pollutant property	Maximum for any 1 day	Maximum for monthly average
	mg/off-kg (pounds per million off-pounds) of titanium extruded	
Cyanide	0.052	0.022
Lead	0.075	0.036
Zinc	0.260	0.109
Ammonia	23.7	10.5
Fluoride	10.6	4.70
Oil and grease	3.56	2.14
TSS	7.30	3.47
pH	(¹)	(¹)

¹ Within the range of 7.5 to 10.0 at all times.

(g) *Forging spent lubricants—subpart F—BPT.* There shall be no discharge of process wastewater pollutants.

(h) *Forging contact cooling water.*

SUBPART F—BPT

Pollutant or pollutant property	Maximum for any 1 day	Maximum for monthly average
	mg/off-kg (pounds per million off-pounds) of forged titanium cooled with water	
Cyanide	0.580	0.240
Lead	0.840	0.400
Zinc	2.92	1.22
Ammonia	267	117
Fluoride	119	52.8
Oil and grease	40.0	24.0
TSS	82.0	39.0
pH	(¹)	(¹)

¹ Within the range of 7.5 to 10.0 at all times.

(i) *Forging equipment cleaning wastewater.*

SUBPART F—BPT

Pollutant or pollutant property	Maximum for any 1 day	Maximum for monthly average
	mg/off-kg (pounds per million off-pounds) of refractory metals forged	
Cyanide	0.012	0.005
Lead	0.017	0.008
Zinc	0.059	0.025
Ammonia	5.33	2.35
Fluoride	2.38	1.06
Oil and grease	0.800	0.480
TSS	1.64	0.780
pH	(¹)	(¹)

¹ Within the range of 7.5 to 10.0 at all times.

(j) *Forging press hydraulic fluid leakage.*

SUBPART F—BPT

Pollutant or pollutant property	Maximum for any 1 day	Maximum for monthly average
	mg/off-kg (pounds per million off-pounds) of refractory metals forged	
Cyanide	0.293	0.121
Lead	0.424	0.202
Zinc	1.48	0.616
Ammonia	135	59.2
Fluoride	60.1	26.7
Oil and grease	20.2	12.1
TSS	41.4	19.7
pH	(¹)	(¹)

¹ Within the range of 7.5 to 10.0 at all times.

§ 471.61

(k) *Tube reducing spent lubricants—subpart F—BPT.* There shall be no discharge of process wastewater pollutants.

(l) *Heat treatment contact cooling water—subpart F—BPT.* There shall be no allowance for the discharge of process wastewater pollutants.

(m) *Surface treatment spent baths.*

SUBPART F—BPT

Pollutant or pollutant property	Maximum for any 1 day	Maximum for monthly average
	mg/off-kg (pounds per million off-pounds) of titanium surface treated	
Cyanide	0.061	0.025
Lead	0.088	0.042
Zinc	0.304	0.127
Ammonia	27.7	12.2
Fluoride	12.4	5.49
Oil and grease	4.16	2.50
TSS	8.53	4.06
pH	(¹)	(¹)

¹ Within the range of 7.5 to 10.0 at all times.

(n) *Surface treatment rinse.*

SUBPART F—BPT

Pollutant or pollutant property	Maximum for any 1 day	Maximum for monthly average
	mg/off-kg (pounds per million off-pounds) of titanium surface treated	
Cyanide	8.47	3.51
Lead	12.3	5.84
Zinc	42.7	17.8
Ammonia	3,890	1,710
Fluoride	1,740	771
Oil and grease	584	351
TSS	1,200	570
pH	(¹)	(¹)

¹ Within the range of 7.5 to 10.0 at all times.

(o) *Wet air pollution control scrubber blowdown.*

40 CFR Ch. I (7–1–21 Edition)

SUBPART F—BPT

Pollutant or pollutant property	Maximum for any 1 day	Maximum for monthly average
	mg/off-kg (pounds per million off-pounds) of titanium surface treated or forged	
Cyanide	0.621	0.257
Lead	0.899	0.428
Zinc	3.13	1.31
Ammonia	285	126
Fluoride	128	56.5
Oil and grease	42.8	25.7
TSS	87.8	41.8
pH	(¹)	(¹)

¹ Within the range of 7.5 to 10.0 at all times.

(p) *Alkaline cleaning spent baths.*

SUBPART F—BPT

Pollutant or pollutant property	Maximum for any 1 day	Maximum for monthly average
	mg/off-kg (pounds per million off-pounds) of titanium alkaline cleaned	
Cyanide	0.070	0.029
Lead	0.101	0.048
Zinc	0.351	0.147
Ammonia	32.0	14.1
Fluoride	14.3	6.34
Oil and grease	4.80	2.88
TSS	9.84	4.68
pH	(¹)	(¹)

¹ Within the range of 7.5 to 10.0 at all times.

(q) *Alkaline cleaning rinse.*

SUBPART F—BPT

Pollutant or pollutant property	Maximum for any 1 day	Maximum for monthly average
	mg/off-kg (pounds per million off-pounds) of titanium alkaline cleaned	
Cyanide	0.801	0.331
Lead	1.16	0.552
Zinc	4.03	1.69
Ammonia	370	160
Fluoride	164	72.9
Oil and grease	55.2	33.1
TSS	113	53.8
pH	(¹)	(¹)

¹ Within the range of 7.5 to 10.0 at all times.

(r) *Molten salt rinse.*

Environmental Protection Agency

§ 471.61

SUBPART F—BPT

Pollutant or pollutant property	Maximum for any 1 day	Maximum for monthly average
	mg/off-kg (pounds per million off-pounds) of titanium treated with molten salt	
Cyanide	0.277	0.115
Lead	0.401	0.191
Zinc	1.40	0.583
Ammonia	128	56.0
Fluoride	56.8	25.2
Oil and grease	19.1	11.5
TSS	39.2	18.6
pH	(¹)	(¹)

¹ Within the range of 7.5 to 10.0 at all times.

(s) *Tumbling wastewater.*

SUBPART F—BPT

Pollutant or pollutant property	Maximum for any 1 day	Maximum for monthly average
	mg/off-kg (pounds per million off-pounds) of titanium tumbled	
Cyanide	0.229	0.095
Lead	0.332	0.158
Zinc	1.16	0.482
Ammonia	110	46
Fluoride	47.0	20.9
Oil and grease	15.8	9.48
TSS	32.4	15.4
pH	(¹)	(¹)

¹ Within the range of 7.5 to 10.0 at all times.

(t) *Sawing or grinding spent neat oils—subpart F—BPT.* There shall be no discharge of process wastewater pollutants.

(u) *Sawing or grinding of spent emulsions.*

SUBPART F—BPT

Pollutant or pollutant property	Maximum for any 1 day	Maximum for monthly average
	mg/off-kg (pounds per million off-pounds) of titanium sawed or ground with an emulsion	
Cyanide	0.053	0.022
Lead	0.077	0.037
Zinc	0.267	0.112
Ammonia	24.4	10.7
Fluoride	10.9	4.83
Oil and grease	3.66	2.20
TSS	7.51	3.57
pH	(¹)	(¹)

¹ Within the range of 7.5 to 10.0 at all times.

(v) *Sawing or grinding contact cooling water.*

SUBPART F—BPT

Pollutant or pollutant property	Maximum for any 1 day	Maximum for monthly average
	mg/off-kg (pounds per million off-pounds) of titanium sawed or ground with contact cooling water	
Cyanide	1.38	0.571
Lead	2.00	0.952
Zinc	6.95	2.91
Ammonia	635	279
Fluoride	283	126
Oil and grease	95.2	57.1
TSS	195	92.8
pH	(¹)	(¹)

¹ Within the range of 7.5 to 10.0 at all times.

(w) *Dye penetrant testing wastewater.*

SUBPART F—BPT

Pollutant or pollutant property	Maximum for any 1 day	Maximum for monthly average
	mg/off-kg (pounds per million off-pounds) of titanium tested with dye penetrant methods	
Cyanide	0.325	0.135
Lead	0.471	0.224
Zinc	1.64	0.683
Ammonia	149	65.7
Fluoride	66.7	29.6
Oil and grease	22.4	13.5
TSS	45.9	21.9
pH	(¹)	(¹)

¹ Within the range of 7.5 to 10.0 at all times.

(x) *Miscellaneous wastewater sources.*

SUBPART F—BPT

Pollutant or pollutant property	Maximum for any 1 day	Maximum for monthly average
	mg/off-kg (pounds per million off-pounds) of titanium formed	
Cyanide	0.010	0.004
Lead	0.014	0.007
Zinc	0.048	0.020
Ammonia	4.32	1.90
Fluoride	1.93	0.856
Oil and grease	0.648	0.389
TSS	1.33	0.632
pH	(¹)	(¹)

¹ Within the range of 7.5 to 10.0 at all times.

(y) *Degreasing spent solvents—subpart F—BPT.* There shall be no discharge of process wastewater pollutants.

[50 FR 34270, Aug. 23, 1985; 51 FR 2887, Jan. 22, 1986]

§ 471.62

40 CFR Ch. I (7–1–21 Edition)

§ 471.62 Effluent limitations representing the degree of effluent reduction attainable by the application of the best available technology economically achievable (BAT).

Except as provided in 40 CFR 125.30 through 125.32, any existing point source subject to this subpart must achieve the following effluent limitations representing the degree of effluent reduction attainable by the application of the best available technology economically achievable (BAT):

(a) *Rolling spent neat oils—subpart F—BAT.* There shall be no discharge of process wastewater pollutants.

(b) *Rolling contact cooling water.*

SUBPART F—BAT

Pollutant or pollutant property	Maximum for any 1 day	Maximum for monthly average
	mg/off-kg (pounds per million off-pounds) of titanium rolled with contact cooling water	
Cyanide	0.142	0.059
Lead	0.205	0.098
Zinc	0.713	0.298
Ammonia	65.1	28.6
Fluoride	29.1	12.90

(c) *Drawing spent neat oils—subpart F—BAT.* There shall be no discharge of process wastewater pollutants.

(d) *Extrusion spent neat oils—subpart F—BAT.* There shall be no discharge of process wastewater pollutants.

(e) *Extrusion spent lubricants.*

SUBPART F—BAT

Pollutant or pollutant property	Maximum for any 1 day	Maximum for monthly average
	mg/off-kg (pounds per million off-pounds) of titanium extruded	
Cyanide	0.021	0.009
Lead	0.030	0.015
Zinc	0.105	0.044
Ammonia	9.59	4.22
Fluoride	4.28	1.90

(f) *Extrusion press hydraulic fluid leakage.*

SUBPART F—BAT

Pollutant or pollutant property	Maximum for any 1 day	Maximum for monthly average
	mg/off-kg (pounds per million off-pounds) of titanium extruded	
Cyanide	0.052	0.022
Lead	0.075	0.036
Zinc	0.260	0.109
Ammonia	23.7	10.5
Fluoride	10.6	4.70

(g) *Forging spent lubricants—subpart F—BAT.* There shall be no discharge of process wastewater pollutants.

(h) *Forging contact cooling water.*

SUBPART F—BAT

Pollutant or pollutant property	Maximum for any 1 day	Maximum for monthly average
	mg/off-kg (pounds per million off-pounds) of forged titanium cooled with water	
Cyanide	0.029	0.012
Lead	0.042	0.020
Zinc	0.146	0.061
Ammonia	13.3	5.86
Fluoride	5.95	2.64

(i) *Forging equipment cleaning wastewater.*

SUBPART F—BAT

Pollutant or pollutant property	Maximum for any 1 day	Maximum for monthly average
	mg/off-kg (pounds per million off-pounds) of titanium forged cyanide	
Cyanide	0.012	0.005
Lead	0.017	0.008
Zinc	0.059	0.025
Ammonia	5.33	2.35
Fluoride	2.38	1.06

(j) *Forging press hydraulic fluid leakage.*

SUBPART F—BAT

Pollutant or pollutant property	Maximum for any 1 day	Maximum for monthly average
	mg/off-kg (pounds per million off-pounds) of titanium forged	
Cyanide	0.293	0.121
Lead	0.424	0.202
Zinc	1.48	0.616
Ammonia	135	59.2
Fluoride	60.1	26.7

Environmental Protection Agency

§ 471.62

(k) *Tube reducing spent lubricants—subpart F—BAT.* There shall be no discharge of process wastewater pollutants.

(l) *Heat treatment contact cooling water—subpart F—BAT.* There shall be no discharge allowance for process wastewater pollutants.

(m) *Surface treatment spent baths.*

SUBPART F—BAT

Pollutant or pollutant property	Maximum for any 1 day	Maximum for monthly average
	mg/off-kg (pounds per million off-pounds) of titanium surface treated	
Cyanide	0.061	0.025
Lead	0.088	0.042
Zinc	0.304	0.127
Ammonia	27.7	12.2
Fluoride	12.4	5.49

(n) *Surface treatment rinse.*

SUBPART F—BAT

Pollutant or pollutant property	Maximum for any 1 day	Maximum for monthly average
	mg/off-kg (pounds per million off-pounds) of titanium surface treated	
Cyanide	0.847	0.351
Lead	1.23	0.584
Zinc	4.27	1.78
Ammonia	389	171
Fluoride	174	77.1

(o) *Wet air pollutant control scrubber blowdown.*

SUBPART F—BAT

Pollutant or pollutant property	Maximum for any 1 day	Maximum for monthly average
	mg/off-kg (pounds per million off-pounds) of titanium surface treated or forged	
Cyanide	0.062	0.026
Lead	0.090	0.043
Zinc	0.313	0.131
Ammonia	28.5	12.6
Fluoride	12.8	5.68

(p) *Alkaline cleaning spent baths.*

SUBPART F—BAT

Pollutant or pollutant property	Maximum for any 1 day	Maximum for monthly average
	mg/off-kg (pounds per million off-pounds) of titanium alkaline cleaned	
Cyanide	0.070	0.029
Lead	0.101	0.048
Zinc	0.351	0.147
Ammonia	32	14.1
Fluoride	14.3	6.34

(q) *Akaline cleaning rinse.*

SUBPART F—BAT

Pollutant or pollutant property	Maximum for any 1 day	Maximum for monthly average
	mg/off-kg (pounds per million off-pounds) of titanium alkaline cleaned	
Cyanide	0.080	0.033
Lead	0.116	0.055
Zinc	0.403	0.169
Ammonia	36.8	16.2
Fluoride	16.4	7.29

(r) *Molten salt rinse.*

SUBPART F—BAT

Pollutant or pollutant property	Maximum for any 1 day	Maximum for monthly average
	mg/off-kg (pounds per million off-pounds) of titanium treated with molten salt	
Cyanide	0.277	0.115
Lead	0.401	0.191
Zinc	1.40	0.583
Ammonia	128	56
Fluoride	56.8	25.2

(s) *Tumbling wastewater.*

SUBPART F—BAT

Pollutant or pollutant property	Maximum for any 1 day	Maximum for monthly average
	mg/off-kg (pounds per million off-pounds) of titanium tumbled	
Cyanide	0.022	0.010
Lead	0.033	0.016
Zinc	0.116	0.048
Ammonia	11.0	4.60
Fluoride	4.70	2.09

(t) *Sawing or grinding spent neat oils—subpart F—BAT.* There shall be no discharge of process wastewater pollutants.

§ 471.63

40 CFR Ch. I (7–1–21 Edition)

(u) *Sawing or grinding spent emulsions.*

SUBPART F—BAT

Pollutant or pollutant property	Maximum for any 1 day	Maximum for monthly average
	mg/off-kg (pounds per million off-pounds) of titanium sawed or ground with emulsions	
Cyanide	0.053	0.022
Lead	0.077	0.037
Zinc	0.267	0.112
Ammonia	24.4	10.7
Fluoride	10.9	4.83

(v) *Sawing or grinding contact cooling water.*

SUBPART F—BAT

Pollutant or pollutant property	Maximum for any 1 day	Maximum for monthly average
	mg/off-kg (pounds per million off-pounds) to titanium sawed or ground with contact cooling water	
Cyanide	0.138	0.057
Lead	0.200	0.095
Zinc	0.695	0.291
Ammonia	63.5	27.9
Fluoride	28.3	12.6

(w) *Dye penetrant testing wastewater.*

SUBPART F—BAT

Pollutant or pollutant property	Maximum for any 1 day	Maximum for monthly average
	mg/off-kg (pounds per million off-pounds) of titanium tested with dye penetrant methods	
Cyanide	0.325	0.135
Lead	0.471	0.224
Zinc	1.64	0.683
Ammonia	149	65.7
Fluoride	66.7	29.6

(x) *Miscellaneous wastewater sources.*

SUBPART F—BAT

Pollutant or pollutant property	Maximum for any 1 day	Maximum for monthly average
	mg/off-kg (pounds per million off-pounds) of titanium formed	
Cyanide	0.010	0.004
Lead	0.014	0.007
Zinc	0.048	0.020
Ammonia	4.32	1.90
Fluoride	1.93	0.856

(y) *Degreasing spent solvents—subpart F—BAT.* There shall be no discharge of process wastewater pollutants.

[50 FR 34270, Aug. 23, 1985; 51 FR 2887, Jan. 22, 1986]

§ 471.63 New source performance standards (NSPS).

Any new source subject to this subpart must achieve the following new source performance standards (NSPS). The discharge of wastewater pollutants from titanium process wastewater shall not exceed the values set forth below:

(a) *Rolling spent neat oils—subpart F—NSPS.* There shall be no discharge of process wastewater pollutants.

(b) *Rolling contact cooling water.*

SUBPART F—NSPS

Pollutant or pollutant property	Maximum for any 1 day	Maximum for monthly average
	mg/off-kg (pounds per million off-pounds) of titanium rolled with contact cooling water	
Cyanide	0.142	0.059
Lead	0.205	0.098
Zinc	0.713	0.298
Ammonia	65.1	28.6
Fluoride	29.1	12.9
Oil and grease	9.76	5.86
TSS	20.0	9.52
pH	(¹)	(¹)

¹ Within the range of 7.5 to 10.0 at all times.

(c) *Drawing spent neat oils—subpart F—NSPS.* There shall be no discharge of process wastewater pollutants.

(d) *Extrusion spent neat oils—subpart F—NSPS.* There shall be no discharge of process wastewater pollutants.

(e) *Extrusion spent emulsions.*

Environmental Protection Agency

§ 471.63

SUBPART F—NSPS

Pollutant or pollutant property	Maximum for any 1 day	Maximum for monthly average
	mg/off-kg (pounds per million off-pounds) of titanium extruded	
Cyanide	0.021	0.009
Lead	0.030	0.015
Zinc	0.105	0.044
Ammonia	9.59	4.22
Fluoride	4.28	1.9
Oil and grease	1.44	0.863
TSS	2.95	1.40
pH	(¹)	(¹)

¹ Within the range of 7.5 to 10.0 at all times.

(f) *Extrusion press hydraulic fluid leakage.*

SUBPART F—NSPS

Pollutant or pollutant property	Maximum for any 1 day	Maximum for monthly average
	mg/off-kg (pounds per million off-pounds) of titanium extruded	
Cyanide	0.052	0.022
Lead	0.075	0.036
Zinc	0.260	0.109
Ammonia	23.7	10.5
Fluoride	10.6	4.70
Oil and grease	3.56	2.14
TSS	7.30	3.47
pH	(¹)	(¹)

¹ Within the range of 7.5 to 10.0 at all times.

(g) *Forging spent lubricants—subpart F—NSPS.* There shall be no discharge of process wastewater pollutants.

(h) *Forging contact cooling water.*

SUBPART F—NSPS

Pollutant or pollutant property	Maximum for any 1 day	Maximum for monthly average
	mg/off-kg (pounds per million off-pounds) of forged titanium cooled with water	
Cyanide	0.029	0.012
Lead	0.0420	0.020
Zinc	0.146	0.061
Ammonia	13.3	5.86
Fluoride	5.95	2.64
Oil and grease	2.00	1.20
TSS	4.10	1.95
pH	(¹)	(¹)

¹ Within the range of 7.5 to 10.0 at all times.

(i) *Forging equipment cleaning wastewater.*

SUBPART F—NSPS

Pollutant or pollutant property	Maximum for any 1 day	Maximum for monthly average
	mg/off-kg (pounds per million off-pounds) of titanium forged	
Cyanide	0.012	0.005
Lead	0.017	0.008
Zinc	0.059	0.025
Ammonia	5.33	2.35
Fluoride	2.38	1.06
Oil and grease	0.800	0.490
TSS	1.64	0.780
pH	(¹)	(¹)

¹ Within the range of 7.5 to 10.0 at all times.

(j) *Forging press hydraulic fluid leakage.*

SUBPART F—NSPS

Pollutant or pollutant property	Maximum for any 1 day	Maximum for monthly average
	mg/off-kg (pounds per million off-pounds) of titanium forged	
Cyanide	0.293	0.121
Lead	0.424	0.202
Zinc	1.48	0.616
Ammonia	135	59.2
Fluoride	60.1	26.7
Oil and grease	20.2	12.1
TSS	41.4	19.7
pH	(¹)	(¹)

¹ Within the range of 7.5 to 10.0 at all times.

(k) *Tube reducing spent lubricants—subpart F—NSPS.* There shall be no discharge of process wastewater pollutants.

(l) *Heat treatment contact cooling water—subpart F—NSPS.* There shall be no discharge allowance for the discharge of process wastewater pollutants.

(m) *Surface treatment spent baths.*

SUBPART F—NSPS

Pollutant or pollutant property	Maximum for any 1 day	Maximum for monthly average
	mg/off-kg (pounds per million off-pounds) of titanium surface treated	
Cyanide	0.061	0.025
Lead	0.088	0.042
Zinc	0.304	0.127
Ammonia	27.7	12.2
Fluoride	12.4	5.49
Oil and grease	4.16	2.50
TSS	8.53	4.06
pH	(¹)	(¹)

¹ Within the range of 7.5 to 10.0 at all times.

(n) *Surface treatment rinse.*

SUBPART F—NSPS

Pollutant or pollutant property	Maximum for any 1 day	Maximum for monthly average
	mg/off-kg (pounds per million off-pounds) of titanium surface treated	
Cyanide	0.847	0.351
Lead	1.23	0.584
Zinc	4.27	1.78
Ammonia	389	171
Fluoride	174	77.1
Oil and grease	58.4	35.1
TSS	120	57.0
pH	(¹)	(¹)

¹ Within the range of 7.5 to 10.0 at all times.

(o) *Wet air pollution control scrubber blowdown.*

SUBPART F—NSPS

Pollutant or pollutant property	Maximum for any 1 day	Maximum for monthly average
	mg/off-kg (pounds per million off-pounds) of titanium surface treated or forged	
Cyanide	0.062	0.026
Lead	0.090	0.043
Zinc	0.313	0.131
Ammonia	28.5	12.6
Fluoride	12.8	5.65
Oil and grease	4.28	2.57
TSS	8.78	4.18
pH	(¹)	(¹)

¹ Within the range of 7.5 to 10.0 at all times.

(p) *Alkaline cleaning spent baths.*

SUBPART F—NSPS

Pollutant or pollutant property	Maximum for any 1 day	Maximum for monthly average
	mg/off-kg (pounds per million off-pounds) of titanium alkaline cleaned	
Cyanide	0.070	0.030
Lead	0.101	0.048
Zinc	0.351	0.147
Ammonia	32.0	14.1
Fluoride	14.3	6.34
Oil and grease	4.80	2.88
TSS	9.84	4.68
pH	(¹)	(¹)

¹ Within the range of 7.5 to 10.0 at all times.

(q) *Alkaline cleaning rinse.*

SUBPART F—NSPS

Pollutant or pollutant property	Maximum for any 1 day	Maximum for monthly average
	mg/off-kg (pounds per million off-pounds) of titanium alkaline cleaned	
Cyanide	0.080	0.033
Lead	0.116	0.055
Zinc	0.403	0.169
Ammonia	36.8	16.2
Fluoride	16.4	7.29
Oil and grease	5.52	3.31
TSS	11.3	5.38
pH	(¹)	(¹)

¹ Within the range of 7.5 to 10.0 at all times.

(r) *Molten salt rinse.*

SUBPART F—NSPS

Pollutant or pollutant property	Maximum for any 1 day	Maximum for monthly average
	mg/off-kg (pounds per million off-pounds) of titanium treated with molten salt	
Cyanide	0.277	0.115
Lead	0.401	0.191
Zinc	1.40	0.583
Ammonia	128	56.0
Fluoride	56.8	25.2
Oil and grease	19.1	11.5
TSS	39.2	18.6
pH	(¹)	(¹)

¹ Within the range of 7.5 to 10.0 at all times.

(s) *Tumbling wastewater.*

SUBPART F—NSPS

Pollutant or pollutant property	Maximum for any 1 day	Maximum for monthly average
	mg/off-kg (pounds per million off-pounds) of titanium tumbled	
Cyanide	0.023	0.010
Lead	0.033	0.016
Zinc	0.116	0.048
Ammonia	10.6	4.63
Fluoride	4.70	2.09
Oil and grease	1.58	0.948
TSS	3.24	1.54
pH	(¹)	(¹)

¹ Within the range of 7.5 to 10.0 at all times.

(t) *Sawing or grinding spent neat oils—subpart F—NSPS.* There shall be no discharge of process wastewater pollutants.

(u) *Sawing or grinding spent emulsions.*

Environmental Protection Agency

§ 471.64

SUBPART F—NSPS

Pollutant or pollutant property	Maximum for any 1 day	Maximum for monthly average
	mg/off-kg (pounds per million off-pounds) of titanium sawed or ground with emulsions	
Cyanide	0.053	0.022
Lead	0.077	0.037
Zinc	0.267	0.112
Ammonia	24.4	10.7
Fluoride	10.9	4.83
Oil and grease	3.66	2.20
TSS	7.51	3.57
pH	(¹)	(¹)

¹ Within the range of 7.5 to 10.0 at all times.

(v) *Sawing or grinding contact cooling water.*

SUBPART F—NSPS

Pollutant or pollutant property	Maximum for any 1 day	Maximum for monthly average
	mg/off-kg (pounds per million off-pounds) of titanium sawed or ground with contact cooling water	
Cyanide	0.138	0.057
Lead	0.200	0.095
Zinc	0.695	0.291
Ammonia	63.5	27.9
Fluoride	28.3	12.6
Oil and grease	9.52	5.71
TSS	19.5	9.28
pH	(¹)	(¹)

¹ Within the range of 7.5 to 10.0 at all times.

(w) *Dye penetrant testing wastewater.*

SUBPART F—NSPS

Pollutant or pollutant property	Maximum for any 1 day	Maximum for monthly average
	mg/off-kg (pounds per million off-pounds) of titanium tested using dye penetrant methods	
Cyanide	0.325	0.135
Lead	0.471	0.224
Zinc	1.64	0.683
Ammonia	149	65.7
Fluoride	66.7	29.6
Oil and grease	22.4	13.5
TSS	45.9	21.9
pH	(¹)	(¹)

¹ Within the range of 7.5 to 10.0 at all times.

(x) *Miscellaneous wastewater sources.*

SUBPART F—NSPS

Pollutant or pollutant property	Maximum for any 1 day	Maximum for monthly average
	mg/off-kg (pounds per million off-pounds) of titanium formed	
Cyanide	0.010	0.004
Lead	0.014	0.007
Zinc	0.048	0.020
Ammonia	4.32	1.90
Fluoride	1.93	0.856
Oil and grease	0.648	0.389
TSS	1.33	0.63
pH	(¹)	(¹)

¹ Within the range of 7.5 to 10.0 at all times.

(y) *Degreasing spent solvents—subpart F—NSPS.* There shall be no discharge of process wastewater pollutant.

[50 FR 34270, Aug. 23, 1985; 51 FR 2887, Jan. 22, 1986]

§ 471.64 Pretreatment standards for existing sources (PSES).

Except as provided in 40 CFR 403.7 and 403.13, any existing source subject to this subpart which introduces pollutants into a publicly owned treatment works must comply with 40 CFR part 403 and by August 23, 1988 achieve the following pretreatment standards for existing sources (PSES). The mass of wastewater pollutants in titanium forming process wastewater introduced into a POTW shall not exceed the following values:

(a) *Rolling spent neat oils—subpart F—PSES.* There shall be no discharge of process wastewater pollutants.

(b) *Rolling contact cooling water.*

SUBPART F—PSES

Pollutant or pollutant property	Maximum for any 1 day	Maximum for monthly average
	mg/off-kg (pounds per million off-pounds) of titanium rolled with contact cooling water	
Cyanide	0.142	0.059
Lead	0.205	0.098
Zinc	0.713	0.298
Ammonia	65.1	28.6
Fluoride	29.1	12.9

(c) *Drawing spent neat oils—subpart F—PSES.* There shall be no discharge of process wastewater pollutants.

§ 471.64

(d) *Extrusion spent neat oils—subpart F—PSES.* There shall be no discharge of process wastewater pollutants.

(e) *Extrusion spent emulsions.*

SUBPART F—PSES

Pollutant or pollutant property	Maximum for any 1 day	Maximum for monthly average
	mg/off-kg (pounds per million off-pounds) of titanium extruded	
Cyanide	0.021	0.009
Lead	0.030	0.015
Zinc	0.105	0.044
Ammonia	9.59	4.22
Fluoride	4.28	1.90

(f) *Extrusion press hydraulic fluid leakage.*

SUBPART F—PSES

Pollutant or pollutant property	Maximum for any 1 day	Maximum for monthly average
	mg/off-kg (pounds per million off-pounds) of titanium extruded	
Cyanide	0.052	0.022
Lead	0.75	0.036
Zinc	0.260	0.109
Ammonia	23.7	10.5
Fluoride	10.6	4.70

(g) *Forging spent lubricants—subpart F—PSES.* There shall be no discharge of process wastewater pollutants.

(h) *Forging contact cooling water.*

SUBPART F—PSES

Pollutant or pollutant property	Maximum for any 1 day	Maximum for monthly average
	mg/off-kg (pounds per million off-pounds) of forged titanium cooled with water	
Cyanide	0.029	0.012
Lead	0.042	0.020
Zinc	0.146	0.061
Ammonia	13.3	5.86
Fluoride	5.95	2.64

(i) *Forging equipment cleaning wastewater.*

40 CFR Ch. I (7–1–21 Edition)

SUBPART F—PSES

Pollutant or pollutant property	Maximum for any 1 day	Maximum for monthly average
	mg/off-kg (pounds per million off-pounds) of titanium forged	
Cyanide	0.012	0.005
Lead	0.017	0.008
Zinc	0.059	0.025
Ammonia	5.33	2.35
Fluoride	2.38	1.06

(j) *Forging press hydraulic fluid leakage.*

SUBPART F—PSES

Pollutant or pollutant property	Maximum for any 1 day	Maximum for monthly average
	mg/off-kg (pounds per million off-pounds) of titanium forged	
Cyanide	0.293	0.121
Lead	0.424	0.202
Zinc	1.48	0.616
Ammonia	135	59.2
Fluoride	60.1	26.7

(k) *Tube reducing spent lubricants—subpart F—PSES.* There shall be no discharge of process wastewater pollutants.

(l) *Heat treatment contact cooling water—subpart F—PSES.* There shall be no discharge allowance for the discharge of process wastewater pollutants.

(m) *Surface treatment spent baths.*

SUBPART F—PSES

Pollutant or pollutant property	Maximum for any 1 day	Maximum for monthly average
	mg/off-kg (pounds per million off-pounds) of titanium surface treated	
Cyanide	0.061	0.025
Lead	0.088	0.042
Zinc	0.304	0.127
Ammonia	27.7	12.2
Fluoride	12.4	5.49

(n) *Surface treatment rinse.*

Environmental Protection Agency

\$ 471.64

SUBPART F—PSES

Pollutant or pollutant property	Maximum for any 1 day	Maximum for monthly average
	mg/off-kg (pounds per million off-pounds) of titanium surface treated	
Cyanide	0.847	0.351
Lead	1.23	0.584
Zinc	4.27	1.78
Ammonia	389	171
Fluoride	174	77.1

(o) *Wet air pollution control scrubber blowdown.*

SUBPART F—PSES

Pollutant or pollutant property	Maximum for any 1 day	Maximum for monthly average
	mg/off-kg (pounds per million off-pounds) of titanium surface treated or forged	
Cyanide	0.062	0.026
Lead	0.090	0.043
Zinc	0.313	0.131
Ammonia	28.5	12.6
Fluoride	12.8	5.65

(p) *Alkaline cleaning spent baths.*

SUBPART F—PSES

Pollutant or pollutant property	Maximum for any 1 day	Maximum for monthly average
	mg/off-kg (pounds per million off-pounds) of titanium alkaline cleaned	
Cyanide	0.070	0.029
Lead	0.101	0.048
Zinc	0.351	0.147
Ammonia	32.0	14.1
Fluoride	14.3	6.34

(q) *Alkaline cleaning rinse.*

SUBPART F—PSES

Pollutant or pollutant property	Maximum for any 1 day	Maximum for monthly average
	mg/off-kg (pounds per million off-pounds) of titanium alkaline cleaned	
Cyanide	0.080	0.033
Lead	0.116	0.055
Zinc	0.403	0.169
Ammonia	36.8	16.2
Fluoride	16.4	7.29

(r) *Molten salt rinse.*

SUBPART F—PSES

Pollutant or pollutant property	Maximum for any 1 day	Maximum for monthly average
	mg/off-kg (pounds per million off-pounds) of titanium treated with molten salt	
Cyanide	0.277	0.115
Lead	0.401	0.191
Zinc	1.40	0.583
Ammonia	128	56.0
Fluoride	56.8	25.2

(s) *Tumbling wastewater.*

SUBPART F—PSES

Pollutant or pollutant property	Maximum for any 1 day	Maximum for monthly average
	mg/off-kg (pounds per million off-pounds) of titanium tumbled	
Cyanide	0.023	0.010
Lead	0.033	0.016
Zinc	0.116	0.048
Ammonia	10.6	4.63
Fluoride	4.70	2.09

(t) *Sawing or grinding spent neat oils—subpart F—PSES.* There shall be no discharge of process wastewater pollutants.

(u) *Sawing or grinding spent emulsions.*

SUBPART F—PSES

Pollutant or pollutant property	Maximum for any 1 day	Maximum for monthly average
	mg/off-kg (pounds per million off-pounds) of titanium sawed or ground with emulsions	
Cyanide	0.053	0.022
Lead	0.077	0.037
Zinc	0.267	0.112
Ammonia	24.4	10.7
Fluoride	10.9	4.83

(v) *Sawing or grinding contact cooling water.*

§ 471.65

40 CFR Ch. I (7–1–21 Edition)

SUBPART F—PSES

Pollutant or pollutant property	Maximum for any 1 day	Maximum for monthly average
	mg/off-kg (pounds per million off-pounds) of titanium sawed or ground with contact cooling water	
Cyanide	0.138	0.057
Lead	0.200	0.095
Zinc	0.695	0.291
Ammonia	63.5	27.9
Fluoride	28.3	12.6

(w) *Dye penetrant testing wastewater.*

SUBPART F—PSES

Pollutant or pollutant property	Maximum for any 1 day	Maximum for monthly average
	mg/off-kg (pounds per million off-pounds) of titanium treated using dye penetrant methods	
Cyanide	0.325	0.135
Lead	0.471	0.224
Zinc	1.64	0.638
Ammonia	149	65.7
Fluoride	66.7	29.6

(x) *Miscellaneous wastewater sources.*

SUBPART F—PSES

Pollutant or pollutant property	Maximum for any 1 day	Maximum for monthly average
	mg/off-kg (pounds per million off-pounds) of titanium formed	
Cyanide	0.010	0.004
Lead	0.014	0.007
Zinc	0.048	0.020
Ammonia	4.32	1.90
Fluoride	1.93	0.856

(y) *Degreasing spent solvents—subpart F—PSES.* There shall be no discharge of process wastewater pollutants.

[50 FR 34270, Aug. 23, 1985; 51 FR 2887, Jan. 22, 1986]

§ 471.65 Pretreatment standards for new sources (PSNS).

Except as provided in 40 CFR 403.7, any new source subject to this subpart which introduces pollutants into a publicly owned treatment works must comply with 40 CFR part 403 and achieve the following pretreatment standards for new sources (PSNS). The mass of wastewater pollutants in the

titanium forming process wastewater shall not exceed the values set forth below:

(a) *Rolling spent neat oils—subpart F—PSNS.* There shall be no discharge of process wastewater pollutants.

(b) *Rolling contact cooling water.*

SUBPART F—PSNS

Pollutant or pollutant property	Maximum for any 1 day	Maximum for monthly average
	mg/off-kg (pounds per million off-pounds) of titanium rolled with contact cooling water	
Cyanide	0.142	0.059
Lead	0.205	0.098
Zinc	0.713	0.298
Ammonia	65.1	28.6
Fluoride	29.1	12.9

(c) *Drawing spent neat oils—subpart F—PSNS.* There shall be no discharge of process wastewater pollutants.

(d) *Extrusion spent neat oils—subpart F—PSNS.* There shall be no discharge of process wastewater pollutants.

(e) *Extrusion spent emulsions.*

SUBPART F—PSNS

Pollutant or pollutant property	Maximum for any 1 day	Maximum for monthly average
	mg/off-kg (pounds per million off-pounds) of titanium extruded	
Cyanide	0.021	0.009
Lead	0.030	0.015
Zinc	0.105	0.044
Ammonia	9.59	4.22
Fluoride	4.28	1.90

(f) *Extrusion press hydraulic fluid leakage.*

SUBPART F—PSNS

Pollutant or pollutant property	Maximum for any 1 day	Maximum for monthly average
	mg/off-kg (pounds per million off-pounds) of titanium extruded	
Cyanide	0.052	0.022
Lead	0.075	0.036
Zinc	0.260	0.109
Ammonia	23.7	10.5
Fluoride	10.6	4.70

(g) *Forging spent lubricants—subpart F—PSNS.* There shall be no discharge of process wastewater pollutants.

Environmental Protection Agency

\$ 471.65

(h) *Forging contact cooling water.*

SUBPART F—PSNS

Pollutant or pollutant property	Maximum for any 1 day	Maximum for monthly average
	mg/off-kg (pounds per million off-pounds) of forged titanium cooled with water	
Cyanide	0.029	0.012
Lead	0.042	0.020
Zinc	0.146	0.061
Ammonia	13.3	5.86
Fluoride	5.95	2.64

(i) *Forging equipment cleaning wastewater.*

SUBPART F—PSNS

Pollutant or pollutant property	Maximum for any 1 day	Maximum for monthly average
	mg/off-kg (pounds per million off-pounds) of titanium forged	
Cyanide	0.012	0.005
Lead	0.017	0.008
Zinc	0.059	0.025
Ammonia	5.33	2.35
Fluoride	2.38	1.06

(j) *Forging press hydraulic fluid leakage.*

SUBPART F—PSNS

Pollutant or pollutant property	Maximum for any 1 day	Maximum for monthly average
	mg/off-kg (pounds per million off-pounds) of titanium forged	
Cyanide	0.293	0.121
Lead	0.424	0.202
Zinc	1.48	0.616
Ammonia	135	59.2
Fluoride	60.1	26.7

(k) *Tube reducing spent lubricants—subpart F—PSNS.* There shall be no discharge of process wastewater pollutants.

(l) *Heat treatment contact cooling water—subpart F—PSNS.* There shall be no discharge allowance for the discharge of process wastewater pollutants.

(m) *Surface treatment spent baths.*

SUBPART F—PSNS

Pollutant or pollutant property	Maximum for any 1 day	Maximum for monthly average
	mg/off-kg (pounds per million off-pounds) of titanium surface treated	
Cyanide	0.061	0.025
Lead	0.088	0.042
Zinc	0.304	0.127
Ammonia	27.7	12.2
Fluoride	12.4	5.49

(n) *Surface treatment rinse.*

SUBPART F—PSNS

Pollutant or pollutant property	Maximum for any 1 day	Maximum for monthly average
	mg/off-kg (pounds per million off-pounds) of titanium surface treated	
Cyanide	0.847	0.351
Lead	1.23	0.584
Zinc	4.27	1.78
Ammonia	389	171
Fluoride	174	77.1

(o) *Wet air pollution control scrubber blowdown.*

SUBPART F—PSNS

Pollutant or pollutant property	Maximum for any 1 day	Maximum for monthly average
	mg/off-kg (pounds per million off-pounds) of titanium surface treated or forged	
Cyanide	0.062	0.026
Lead	0.090	0.043
Zinc	0.313	0.131
Ammonia	28.5	12.6
Fluoride	12.8	5.65

(p) *Alkaline cleaning spent baths.*

SUBPART F—PSNS

Pollutant or pollutant property	Maximum for any 1 day	Maximum for monthly average
	mg/off-kg (pounds per million off-pounds) of titanium alkaline cleaned	
Cyanide	0.070	0.029
Lead	0.101	0.048
Zinc	0.351	0.147
Ammonia	32.0	14.1
Fluoride	14.3	6.34

(q) *Alkaline cleaning rinse.*

SUBPART F—PSNS

Pollutant or pollutant property	Maximum for any 1 day	Maximum for monthly average
	mg/off-kg (pounds per million off-pounds) of titanium alkaline cleaned	
Cyanide	0.080	0.033
Lead	0.116	0.055
Zinc	0.403	0.169
Ammonia	36.8	16.2
Fluoride	16.4	7.29

(r) *Molten salt rinse.*

SUBPART F—PSNS

Pollutant or pollutant property	Maximum for any 1 day	Maximum for monthly average
	mg/off-kg (pounds per million off-pounds) of titanium treated with molten salt	
Cyanide	0.277	0.115
Lead	0.401	0.191
Zinc	1.40	0.583
Ammonia	128	56.0
Fluoride	56.8	25.2

(s) *Tumbling wastewater.*

SUBPART F—PSNS

Pollutant or pollutant property	Maximum for any 1 day	Maximum for monthly average
	mg/off-kg (pounds per million off-pounds) of titanium tumbled	
Cyanide	0.023	0.010
Lead	0.033	0.016
Zinc	0.116	0.048
Ammonia	10.6	4.63
Fluoride	4.70	2.09

(t) *Sawing or grinding spent neat oils—subpart F—PSNS.* There shall be no discharge of process wastewater pollutants.

(u) *Sawing or grinding spent emulsions.*

SUBPART F—PSNS

Pollutant or pollutant property	Maximum for any 1 day	Maximum for monthly average
	mg/off-kg (pounds per million off-pounds) of titanium sawed or ground with emulsions	
Cyanide	0.053	0.022
Lead	0.077	0.037
Zinc	0.267	0.112
Ammonia	24.4	10.7
Fluoride	10.9	4.83

(v) *Sawing or grinding contact cooling water.*

SUBPART F—PSNS

Pollutant or pollutant property	Maximum for any 1 day	Maximum for monthly average
	mg/off-kg (pounds per million off-pounds) of titanium sawed or ground with contact cooling water	
Cyanide	0.138	0.057
Lead	0.200	0.095
Zinc	0.695	0.291
Ammonia	63.5	27.9
Fluoride	28.3	12.6

(w) *Dye penetrant testing wastewater.*

SUBPART F—PSNS

Pollutant or pollutant property	Maximum for any 1 day	Maximum for monthly average
	mg/off-kg (pounds per million off-pounds) of titanium treated using dye penetrant methods	
Cyanide	0.325	0.135
Lead	0.471	0.224
Zinc	1.64	0.683
Ammonia	149	65.7
Fluoride	66.7	29.6

(x) *Miscellaneous wastewater sources.*

SUBPART F—PSNS

Pollutant or pollutant property	Maximum for any 1 day	Maximum for monthly average
	mg/off-kg (pounds per million off-pounds) of titanium formed	
Cyanide	0.010	0.004
Lead	0.014	0.007
Zinc	0.048	0.020
Ammonia	4.32	1.90
Fluoride	1.93	0.856

(y) *Degreasing spent solvents—subpart F—PSNS.* There shall be no discharge of process wastewater pollutants.

[50 FR 34270, Aug. 23, 1985; 51 FR 2887, Jan. 22, 1986]

Environmental Protection Agency

§471.71

§ 471.66 Effluent limitations representing the degree of effluent reduction attainable by the application of the best conventional pollutant control technology (BCT). [Reserved]

Subpart G—Uranium Forming Subcategory

§ 471.70 Applicability; description of the uranium forming subcategory.

This subpart applies to discharges of pollutants to waters of the United States, and introductions of pollutants into publicly owned treatment works from the process operations of the uranium forming subcategory.

§ 471.71 Effluent limitations representing the degree of effluent reduction attainable by the application of the best practicable control technology currently available (BPT).

Except as provided in 40 CFR 125.30 through 125.32, any existing point source subject to this subpart must achieve the following effluent limitations for the process operations representing the degree of effluent reduction attainable by the application of the best practicable control technology currently available (BPT):

(a) *Extrusion spent lubricants—subpart G—BPT.* There shall be no discharge process wastewater pollutants.

(b) *Extrusion tool contact cooling water.*

SUBPART G—BPT

Pollutant or pollutant property	Maximum for any 1 day	Maximum for monthly average
	mg/off-kg (pounds per million off-pounds) of uranium extruded	
Cadium	0.117	0.052
Chromium	0.152	0.062
Copper	0.654	0.344
Lead	0.145	0.069
Nickel	0.661	0.437
Fluoride	20.5	9.08
Molybdenum	2.28	1.18
Oil and grease	6.88	4.13
TSS	14.1	6.71
pH	(¹)	(¹)

¹ Within the range of 7.5 to 10.0 at all times.

(c) *Heat treatment contact cooling water.*

SUBPART G—BPT

Pollutant or pollutant property	Maximum for any 1 day	Maximum for monthly average
	mg/off-kg (pounds per million off-pounds) of extruded or forged uranium heat treated	
Cadium	0.646	0.285
Chromium	0.836	0.342
Copper	3.61	1.90
Lead	0.798	0.380
Nickel	3.65	2.42
Fluoride	113	50.2
Molybdenum	12.6	6.5
Oil and grease	38	22.8
TSS	77.9	37.1
pH	(¹)	(¹)

¹ Within the range of 7.5 to 10.0 at all times.

(d) *Forging spent lubricants—subpart G—BPT.* There shall be no discharge of process wastewater pollutants.

(e) *Surface treatment spent baths.*

SUBPART G—BPT

Pollutant or pollutant property	Maximum for any 1 day	Maximum for monthly average
	mg/off-kg (pounds per million off-pounds) of uranium surface treated	
Cadium	0.010	0.004
Chromium	0.012	0.005
Copper	0.052	0.027
Lead	0.012	0.006
Nickel	0.052	0.035
Fluoride	1.62	0.718
Molybdenum	0.180	0.093
Oil and grease	0.544	0.327
TSS	1.12	0.531
pH	(¹)	(¹)

¹ Within the range of 7.5 to 10.0 at all times.

(f) *Surface treatment rinse.*

SUBPART G—BPT

Pollutant or pollutant property	Maximum for any 1 day	Maximum for monthly average
	mg/off-kg (pounds per million off-pounds) of uranium surface treated	
Cadium	0.115	0.050
Chromium	0.149	0.061
Copper	0.641	0.337
Lead	0.142	0.068
Nickel	0.647	0.428
Fluoride	20.1	8.90
Molybdenum	2.23	1.16
Oil and grease	6.74	4.05
TSS	13.8	6.57
pH	(¹)	(¹)

¹ Within the range of 7.5 to 10.0 at all times.

§471.71

40 CFR Ch. I (7–1–21 Edition)

(g) *Wet air pollution control scrubber blowdown.*

SUBPART G—BPT

Pollutant or pollutant property	Maximum for any 1 day	Maximum for monthly average
	mg/off-kg (pounds per million off-pounds) of uranium surface treated	
Cadmium	0.00	0.0006
Chromium	0.002	0.0007
Copper	0.007	0.004
Lead	0.002	0.0007
Nickel	0.007	0.005
Fluoride	0.208	0.092
Molybdenum	0.023	0.012
Oil and grease	0.070	0.042
TSS	0.143	0.068
pH	(¹)	(¹)

¹ Within the range of 7.5 to 10.0 at all times.

(h) *Sawing or grinding spent emulsions.*

SUBPART G—BPT

Pollutant or pollutant property	Maximum for any 1 day	Maximum for monthly average
	mg/off-kg (pounds per million off-pounds) of uranium sawed or ground with emulsions	
Cadmium	0.002	0.0009
Chromium	0.003	0.001
Copper	0.011	0.006
Lead	0.003	0.001
Nickel	0.011	0.007
Fluoride	0.338	0.150
Molybdenum	0.038	0.020
Oil and grease	0.114	0.068
TSS	0.233	0.111
pH	(¹)	(¹)

¹ Within the range of 7.5 to 10.0 at all times.

(i) *Sawing or grinding contact cooling water.*

SUBPART G—BPT

Pollutant or pollutant property	Maximum for any 1 day	Maximum for monthly average
	mg/off-kg (pounds per million off-pounds) of uranium sawed or ground with contact cooling ater	
Cadmium	0.561	0.248
Chromium	0.726	0.297
Copper	3.14	1.65
Lead	0.693	0.330
Nickel	3.17	2.1
Fluoride	98.2	43.6
Molybdenum	10.9	5.65
Oil and grease	33.0	19.8
TSS	67.7	32.2
pH	(¹)	(¹)

¹ Within the range of 7.5 to 10.0 at all times.

(j) *Sawing or grinding rinse.*

SUBPART G—BPT

Pollutant or pollutant property	Maximum for any 1 day	Maximum for monthly average
	mg/off-kg (pounds per million off-pounds) of sawed or ground uranium rinses	
Cadmium	0.002	0.0007
Chromium	0.002	0.0009
Copper	0.009	0.005
Lead	0.002	0.001
Nickel	0.009	0.006
Fluoride	0.277	0.123
Molybdenum	0.031	0.016
Oil and grease	0.093	0.056
TSS	0.191	0.091
pH	(¹)	(¹)

¹ Within the range of 7.5 to 10.0 at all times.

(k) *Area cleaning rinse.*

SUBPART G—BPT

Pollutant or pollutant property	Maximum for any 1 day	Maximum for monthly average
	mg/off-kg (pounds per million off-pounds) of uranium formed	
Cadmium	0.015	0.007
Chromium	0.019	0.008
Copper	0.082	0.043
Lead	0.018	0.009
Nickel	0.083	0.055
Fluoride	2.56	1.14
Molybdenum	0.284	0.147
Oil and grease	0.858	0.515
TSS	1.76	0.837
pH	(¹)	(¹)

¹ Within the range of 7.5 to 10.0 at all times.

(l) *Drum washwater.*

SUBPART G—BPT

Pollutant or pollutant property	Maximum for any 1 day	Maximum for monthly average
	mg/off-kg (pounds per million off-pounds) of uranium formed	
Cadmium	0.015	0.007
Chromium	0.020	0.008
Copper	0.084	0.045
Lead	0.019	0.009
Nickel	0.085	0.057
Fluoride	2.64	1.17
Molybdenum	0.293	0.152
Oil and grease	0.886	0.532
TSS	1.82	0.864
pH	(¹)	(¹)

¹ Within the range of 7.5 to 10.0 at all times.

Environmental Protection Agency

§ 471.72

(m) *Laundry washwater.*

SUBPART G—BPT

Pollutant or pollutant property	Maximum for any 1 day	Maximum for monthly average
	mg/employee—day	
Cadmium	17.8	7.86
Chromium	23.1	9.43
Copper	99.6	52.4
Lead	22.0	10.5
Nickel	101	66.6
Fluoride	3,120	1,390
Molybdenum	347	179
Oil and grease	1,050	629
TSS	2,150	1,020
pH	(¹)	(¹)

¹ Within the range of 7.5 to 10.0 at all times.

(n) *Degreasing spent solvents—subpart G—BPT.* There shall be no discharge of process wastewater pollutants.

[50 FR 34270, Aug. 23, 1985; 51 FR 2888, Jan. 22, 1986]

§ 471.72 Effluent limitations representing the degree of effluent reduction attainable by the application of the best available technology economically achievable (BAT).

Except as provided in 40 CFR 125.30 through 125.32, any existing point source subject to this subpart must achieve the following effluent limitations representing the degree of effluent reduction attainable by the application of the best available technology economically achievable (BAT):

(a) *Extrusion spent lubricants—subpart G—BAT.* There shall be no discharge of process wastewater pollutants.

(b) *Extrusion tool contact cooling water.*

SUBPART G—BAT

Pollutant or pollutant property	Maximum for any 1 day	Maximum for monthly average
	mg/off-kg (pounds per million off-pounds) of uranium extruded	
Cadmium	0.007	0.003
Chromium	0.013	0.005
Copper	0.044	0.021
Lead	0.010	0.005
Nickel	0.019	0.013
Fluoride	2.05	0.908
Molybdenum	0.173	0.077

(c) *Heat treatment contact cooling water.*

SUBPART G—BAT

Pollutant or pollutant property	Maximum for any 1 day	Maximum for monthly average
	mg/off-kg (pounds per million off-pounds) of extruded or forged uranium heat treated	
Cadmium	0.006	0.003
Chromium	0.012	0.005
Copper	0.040	0.019
Lead	0.009	0.004
Nickel	0.017	0.012
Fluoride	1.86	0.827
Molybdenum	0.158	0.070

(d) *Forging spent lubricants—subpart G—BAT.* There shall be no discharge of process wastewater pollutants.

(e) *Surface treatment spent baths.*

SUBPART G—BAT

Pollutant or pollutant property	Maximum for any 1 day	Maximum for monthly average
	mg/off-kg (pounds per million off-pounds) of uranium surface treated	
Cadmium	0.006	0.002
Chromium	0.010	0.004
Copper	0.035	0.017
Lead	0.008	0.004
Nickel	0.015	0.010
Fluoride	1.62	0.718
Molybdenum	0.137	0.061

(f) *Surface treatment rinse.*

SUBPART G—BAT

Pollutant or pollutant property	Maximum for any 1 day	Maximum for monthly average
	mg/off-kg (pounds per million off-pounds) of uranium surface treated	
Cadmium	0.068	0.027
Chromium	0.125	0.051
Copper	0.432	0.260
Lead	0.095	0.044
Nickel	0.186	0.125
Fluoride	20.1	8.90
Molybdenum	1.70	0.752

(g) *Wet air pollution control scrubber blowdown.*

SUBPART G—BAT

Pollutant or pollutant property	Maximum for any 1 day	Maximum for monthly average
	mg/off-kg (pounds per million off-pounds) of uranium surface treated	
Cadmium	0.0007	0.0003
Chromium	0.001	0.0005
Copper	0.005	0.002
Lead	0.001	0.0005
Nickel	0.002	0.001
Fluoride	0.208	0.092
Molybdenum	0.018	0.008

(h) *Sawing or grinding spent emulsions.*

SUBPART G—BAT

Pollutant or pollutant property	Maximum for any 1 day	Maximum for monthly average
	mg/off-kg (pounds per million off-pounds) of uranium sawed or ground with emulsions	
Cadmium	0.001	0.0005
Chromium	0.002	0.0009
Copper	0.007	0.004
Lead	0.002	0.001
Nickel	0.003	0.002
Fluoride	0.338	0.150
Molybdenum	0.029	0.013

(i) *Sawing or grinding contact cooling water.*

SUBPART G—BAT

Pollutant or pollutant property	Maximum for any 1 day	Maximum for monthly average
	mg/off-kg (pounds per million off-pounds) of uranium sawed or ground with contact cooling water	
Cadmium	0.033	0.013
Chromium	0.061	0.025
Copper	0.211	0.101
Lead	0.046	0.022
Nickel	0.091	0.061
Fluoride	9.82	4.36
Molybdenum	0.830	0.368

(j) *Sawing or grinding rinse.*

SUBPART G—BAT

Pollutant or pollutant property	Maximum for any 1 day	Maximum for monthly average
	mg/off-kg (pounds per million off-pounds) of sawed or ground uranium rinse	
Cadmium	0.001	0.0004
Chromium	0.002	0.0007
Copper	0.006	0.003
Lead	0.002	0.0006
Nickel	0.003	0.002
Fluoride	0.277	0.123
Molybdenum	0.024	0.011

(k) *Area cleaning rinse.*

SUBPART G—BAT

Pollutant or pollutant property	Maximum for any 1 day	Maximum for monthly average
	mg/off-kg (pounds per million off-pounds) of uranium formed	
Cadmium	0.009	0.004
Chromium	0.016	0.007
Copper	0.055	0.026
Lead	0.012	0.006
Nickel	0.024	0.016
Fluoride	2.56	1.14
Molybdenum	0.216	0.096

(l) *Drum, washwater.*

SUBPART G—BAT

Pollutant or pollutant property	Maximum for any 1 day	Maximum for monthly average
	mg/off-kg (pounds per million off-pounds) of uranium formed	
Cadmium	0.009	0.004
Chromium	0.017	0.007
Copper	0.057	0.027
Lead	0.013	0.006
Nickel	0.025	0.017
Fluoride	2.64	1.17
Molybdenum	0.223	0.099

(m) *Laundry washwater.*

SUBPART G—BAT

Pollutant or pollutant property	Maximum for any 1 day	Maximum for monthly average
	mg/employee—day	
Cadmium	5.24	2.10
Chromium	9.70	3.93
Copper	33.6	16.0
Lead	7.34	3.41
Nickel	14.4	9.70
Fluoride	1.560	692
Molybdenum	132	58.4

Environmental Protection Agency

§ 471.73

(n) *Degreasing spent solvents—subpart G—BAT.* There shall be no discharge of process wastewater pollutants.

[50 FR 34270, Aug. 23, 1985; 51 FR 2888, Jan. 22, 1986]

§ 471.73 New source performance standards (NSPS).

Any new source subject to this subpart must achieve the following new source performance standards (NSPS). The mass of pollutants in the uranium forming process wastewater shall not exceed the following values:

(a) *Extrusion spent lubricants—subpart G—NSPS.* There shall be no discharge of process wastewater pollutants.

(b) *Extrusion tool contact cooling water.*

SUBPART G—NSPS

Pollutant or pollutant property	Maximum for any 1 day	Maximum for monthly average
	mg/off-kg (pounds per million off-pounds) of uranium extruded	
Cadmium	0.007	0.003
Chromium	0.013	0.005
Copper	0.044	0.021
Lead	0.010	0.005
Nickel	0.019	0.013
Fluoride	2.05	0.908
Molybdenum	0.173	0.077
Oil and grease	0.344	0.344
TSS	0.516	0.413
pH	(¹)	(¹)

¹ Within the range of 7.5 to 10.0 at all times.

(c) *Heat treatment contact cooling water.*

SUBPART G—NSPS

Pollutant or pollutant property	Maximum for any 1 day	Maximum for monthly average
	mg/off-kg (pounds per million off-pounds) of extruded or forged uranium heat treated	
Cadmium	0.006	0.003
Chromium	0.012	0.005
Copper	0.040	0.019
Lead	0.009	0.004
Nickel	0.017	0.012
Fluoride	1.86	0.827
Molybdenum	0.158	0.070
Oil and grease	0.313	0.313
TSS	0.470	0.376
pH	(¹)	(¹)

¹ Within the range of 7.5 to 10.0 at all times.

(d) *Forging spent lubricants—subpart G—NSPS.* There shall be no discharge of process wastewater pollutants.

(e) *Surface treatment spent baths.*

SUBPART G—NSPS

Pollutant or pollutant property	Maximum for any 1 day	Maximum for monthly average
	mg/off-kg (pounds per million off-pounds) of uranium surface treated	
Cadmium	0.006	0.002
Chromium	0.010	0.004
Copper	0.035	0.017
Lead	0.008	0.004
Nickel	0.015	0.010
Fluoride	1.62	0.718
Molybdenum	0.137	0.061
Oil and grease	0.272	0.272
TSS	0.408	0.327
pH	(¹)	(¹)

¹ Within the range of 7.5 to 10.0 at all times.

(f) *Surface treatment rinse.*

SUBPART G—NSPS

Pollutant or pollutant property	Maximum for any 1 day	Maximum for monthly average
	mg/off-kg (pounds per million off-pounds) of uranium surface treated	
Cadmium	0.068	0.027
Chromium	0.125	0.051
Copper	0.432	0.206
Lead	0.095	0.044
Nickel	0.186	0.125
Fluoride	20.1	8.90
Molybdenum	1.70	0.752
Oil and grease	3.37	3.37
TSS	5.06	4.05
pH	(¹)	(¹)

¹ Within the range of 7.5 to 10.0 at all times.

(g) *Wet air pollution control scrubber blowdown.*

§ 471.73

SUBPART G—NSPS

Pollutant or pollutant property	Maximum for any 1 day	Maximum for monthly average
	mg/off-kg (pounds per million off-pounds) of uranium surface treated	
Cadmium	0.0007	0.0003
Chromium	0.001	0.0005
Copper	0.005	0.002
Lead	0.001	0.0005
Nickel	0.002	0.001
Fluoride	0.208	0.092
Molybdenum	0.018	0.008
Oil and grease	0.035	0.035
TSS	0.053	0.042
pH	(¹)	(¹)

¹ Within the range of 7.5 to 10.0 at all times.

(h) *Sawing or grinding spent emulsions.*

SUBPART G—NSPS

Pollutant or pollutant property	Maximum for any 1 day	Maximum for monthly average
	mg/off-kg (pounds per million off-pounds) of uranium sawed or ground with emulsions	
Cadmium	0.001	0.0005
Chromium	0.002	0.0009
Copper	0.007	0.004
Lead	0.002	0.0008
Nickel	0.003	0.002
Fluoride	0.338	0.150
Molybdenum	0.029	0.013
Oil and grease	0.057	0.057
TSS	0.085	0.068
pH	(¹)	(¹)

¹ Within the range of 7.5 to 10.0 at all times.

(i) *Sawing or grinding contact cooling water.*

SUBPART G—NSPS

Pollutant or pollutant property	Maximum for any 1 day	Maximum for monthly average
	mg/off-kg (pounds per million off-pounds) of uranium sawed or ground with contact cooling water	
Cadmium	0.033	0.013
Chromium	0.061	0.025
Copper	0.211	0.101
Lead	0.046	0.022
Nickel	0.091	0.061
Fluoride	9.82	4.36
Molybdenum	0.830	0.368
Oil and grease	1.65	1.65
TSS	2.48	1.98
pH	(¹)	(¹)

¹ Within the range of 7.5 to 10.0 at all times.

(j) *Sawing or grinding rinse.*

40 CFR Ch. I (7–1–21 Edition)

SUBPART G—NSPS

Pollutant or pollutant property	Maximum for any 1 day	Maximum for monthly average
	mg/off-kg (pounds per million off-pounds) of sawed or ground uranium rinsed	
Cadmium	0.001	0.0004
Chromium	0.002	0.0007
Copper	0.006	0.003
Lead	0.002	0.0006
Nickel	0.003	0.002
Fluoride	0.277	0.123
Molybdenum	0.024	0.011
Oil and grease	0.047	0.047
TSS	0.070	0.056
pH	(¹)	(¹)

¹ Within the range of 7.5 to 10.0 at all times.

(k) *Area cleaning rinse.*

SUBPART G—NSPS

Pollutant or pollutant property	Maximum for any 1 day	Maximum for monthly average
	mg/off-kg (pounds per million off-pounds) of uranium formed	
Cadmium	0.009	0.004
Chromium	0.016	0.007
Copper	0.055	0.026
Lead	0.012	0.006
Nickel	0.024	0.016
Fluoride	2.56	1.14
Molybdenum	0.216	0.096
Oil and grease	0.429	0.429
TSS	0.644	0.515
pH	(¹)	(¹)

¹ Within the range of 7.5 to 10.0 at all times.

(l) *Drum washwater.*

SUBPART G—NSPS

Pollutant or pollutant property	Maximum for any 1 day	Maximum for monthly average
	mg/off-kg (pounds per million off-pounds) of uranium formed	
Cadmium	0.009	0.004
Chromium	0.017	0.007
Copper	0.057	0.027
Lead	0.013	0.006
Nickel	0.025	0.017
Fluoride	2.64	1.17
Molybdenum	0.223	0.099
Oil and grease	0.443	0.443
TSS	0.665	0.532
pH	(¹)	(¹)

¹ Within the range of 7.5 to 10.0 at all times.

(m) *Laundry washwater.*

Environmental Protection Agency

§ 471.75

SUBPART G—NSPS

Pollutant or pollutant property	Maximum for any 1 day	Maximum for monthly average
	mg/employee—day	
Cadmium	5.24	2.10
Chromium	9.70	3.93
Copper	33.6	16.0
Lead	7.34	3.41
Nickel	14.4	9.70
Fluoride	1,560	692
Molybdenum	132	58.4
Oil and grease	262	262
TSS	393	315
pH	(¹)	(¹)

¹ Within the range of 7.5 to 10.0 at all times.

(n) *Degreasing spent solvents—subpart G—NSPS.* There shall be no discharge of process waster pollutants.

[50 FR 34270, Aug. 23, 1985; 51 FR 2888, Jan. 22, 1986]

§ 471.74 Pretreatment standards for existing sources (PSES). [Reserved]

§ 471.75 Pretreatment standards for new sources (PSNS).

Except as provided in 40 CFR 403.7, any new source subject to this subpart which introduces pollutants into a publicly owned treatment works must comply with 40 CFR part 403 and achieve the following pretreatment standards for new sources (PSNS). The mass of wastewater pollutants in uranium forming process wastewater introduced into a POTW shall not exceed the following values:

(a) *Extrusion spent lubricants—subpart G—PSNS.* There shall be no discharge of process wastewater pollutants.

(b) *Extrusion tool contact cooling water.*

SUBPART G—PSNS

Pollutant or pollutant property	Maximum for any 1 day	Maximum for monthly average
	mg/off-kg (pounds per million off-pounds) of uranium extruded	
Cadmium	0.007	0.003
Chromium	0.013	0.005
Copper	0.044	0.021
Lead	0.010	0.005
Nickel	0.019	0.013
Fluoride	2.05	0.908
Molybdenum	0.173	0.077

(c) *Heat treatment contact cooling water.*

SUBPART G—PSNS

Pollutant or pollutant property	Maximum for any 1 day	Maximum for monthly average
	mg/off-kg (pounds per million off-pounds) of extruded or forged uranium heat treated	
Cadmium	0.006	0.003
Chromium	0.012	0.005
Copper	0.040	0.019
Lead	0.009	0.004
Nickel	0.017	0.012
Fluoride	1.86	0.827
Molybdenum	0.158	0.070

(d) *Forging spent lubricants—subpart G—PSNS.* There shall be no discharge of process wastewater pollutants.

(e) *Surface treatment spent baths.*

SUBPART G—PSNS

Pollutant or pollutant property	Maximum for any 1 day	Maximum for monthly average
	mg/off-kg (pounds per million off-pounds) of uranium surface treated	
Cadmium	0.006	0.002
Chromium	0.010	0.004
Copper	0.035	0.017
Lead	0.008	0.004
Nickel	0.015	0.010
Fluoride	1.62	0.718
Molybdenum	0.137	0.061

(f) *Surface treatment rinse.*

SUBPART G—PSNS

Pollutant or pollutant property	Maximum for any 1 day	Maximum for monthly average
	mg/off-kg (pounds per million off-pounds) of uranium surface treated	
Cadmium	0.068	0.027
Chromium	0.125	0.051
Copper	0.432	0.206
Lead	0.095	0.044
Nickel	0.186	0.125
Fluoride	20.1	8.90
Molybdenum	1.70	0.752

(g) *Wet air pollution control scrubber blowdown.*

§ 471.75

40 CFR Ch. I (7–1–21 Edition)

SUBPART G—PSNS

Pollutant or pollutant property	Maximum for any 1 day	Maximum for monthly average
	mg/off-kg (pounds per million off-pounds) of uranium surface treated	
Cadmium	0.0007	0.0003
Chromium	0.001	0.0005
Copper	0.005	0.002
Lead	0.001	0.0005
Nickel	0.002	0.001
Fluoride	0.208	0.092
Molybdenum	0.018	0.008

(h) *Sawing or grinding spent emulsions.*

SUBPART G—PSNS

Pollutant or pollutant property	Maximum for any 1 day	Maximum for monthly average
	mg/off-kg (pounds per million off-pounds) of uranium sawed or ground with emulsions	
Cadmium	0.001	0.0005
Chromium	0.002	0.0009
Copper	0.007	0.004
Lead	0.002	0.0008
Nickel	0.003	0.002
Fluoride	0.338	0.150
Molybdenum	0.029	0.013

(i) *Sawing or grinding contact cooling water.*

SUBPART G—PSNS

Pollutant or pollutant property	Maximum for any 1 day	Maximum for monthly average
	mg/off-kg (pounds per million off-pounds) of uranium sawed or ground with contact cooling water	
Cadmium	0.033	0.013
Chromium	0.061	0.025
Copper	0.211	0.101
Lead	0.046	0.022
Nickel	0.091	0.061
Fluoride	9.82	4.36
Molybdenum	0.830	0.368

(j) *Sawing or grinding rinse.*

SUBPART G—PSNS

Pollutant or pollutant property	Maximum for any 1 day	Maximum for monthly average
	mg/off-kg (pounds per million off-pounds) of sawed or ground uranium rinsed	
Cadmium	0.001	0.0004
Chromium	0.002	0.0007
Copper	0.006	0.003
Lead	0.002	0.0006
Nickel	0.003	0.002
Fluoride	0.277	0.123
Molybdenum	0.024	0.011

(k) *Area cleaning rinse.*

SUBPART G—PSNS

Pollutant or pollutant property	Maximum for any 1 day	Maximum for monthly average
	mg/off-kg (pounds per million off-pounds) of uranium formed	
Cadmium	0.009	0.004
Chromium	0.016	0.007
Copper	0.055	0.026
Lead	0.012	0.006
Nickel	0.024	0.016
Fluoride	2.56	1.14
Molybdenum	0.216	0.096

(l) *Drum washwater.*

SUBPART G—PSNS

Pollutant or pollutant property	Maximum for any 1 day	Maximum for monthly average
	mg/off-kg (pounds per million off-pounds) of uranium formed	
Cadmium	0.009	0.004
Chromium	0.017	0.007
Copper	0.057	0.027
Lead	0.013	0.006
Nickel	0.025	0.017
Fluoride	2.64	1.17
Molybdenum	0.223	0.099

(m) *Laundry washwater.*

SUBPART G—PSNS

Pollutant or pollutant property	Maximum for any 1 day	Maximum for monthly average
	mg/employee—day	
Cadmium	5.24	2.10
Chromium	9.70	3.93
Copper	33.6	16.0
Lead	7.34	3.41
Nickel	14.4	9.70
Fluoride	1,560	692
Molybdenum	132	58.4

Environmental Protection Agency

§ 471.81

(n) *Degreasing spent solvents—subpart G—PSNS.* There shall be no discharge of process wastewater pollutants.

[50 FR 34270, Aug. 23, 1985; 51 FR 2888, Jan. 22, 1986]

§ 471.76 Effluent limitations representing the degree of effluent reduction attainable by the application of the best conventional pollutant control technology (BCT). [Reserved]

Subpart H—Zinc Forming Subcategory

§ 471.80 Applicability; description of the zinc forming subcategory.

This subpart applies to discharges of pollutants to waters of the United States, and introductions of pollutants into publicly owned treatment works from the process operations of the zinc forming subcategory.

§ 471.81 Effluent limitations representing the degree of effluent reduction attainable by the application of the best practicable control technology currently available (BPT).

Except as provided in 40 CFR 125.30 through 125.32, any existing point source subject to this subpart must achieve the following effluent limitations for the process operations representing the degree of effluent reduction attainable by the application of the best practicable control technology currently available (BPT):

(a) *Rolling spent neat oils—subpart H—BPT.* There shall be no discharge of process wastewater pollutants.

(b) *Rolling spent emulsions.*

SUBPART H—BPT

Pollutant or pollutant property	Maximum for any 1 day	Maximum for monthly average
	mg/off-kg (pounds per million off-pounds) of zinc rolled with emulsions	
Chromium	0.0006	0.0003
Copper	0.003	0.002
Cyanide	0.0004	0.0002
Zinc	0.002	0.0009
Oil and grease	0.028	0.017
TSS	0.057	0.027
pH	(¹)	(¹)

¹ Within the range of 7.5 to 10.0 at all times.

(c) *Rolling contact cooling water.*

SUBPART H—BPT

Pollutant or pollutant property	Maximum for any 1 day	Maximum for monthly average
	mg/off-kg (pounds per million off-pounds) of zinc rolled with contact cooling water	
Chromium	0.236	0.0097
Copper	1.02	0.536
Cyanide	0.156	0.065
Zinc	0.783	0.327
Oil and grease	10.7	6.43
TSS	22.0	10.5
pH	(¹)	(¹)

¹ Within the range of 7.5 to 10.0 at all times.

(d) *Drawing spent emulsions.*

SUBPART H—BPT

Pollutant or pollutant property	Maximum for any 1 day	Maximum for monthly average
	mg/off-kg (pounds per million off-pounds) of zinc drawn with emulsions	
Chromium	0.003	0.001
Copper	0.011	0.006
Cyanide	0.002	0.0007
Zinc	0.009	0.004
Oil and grease	0.116	0.070
TSS	0.238	0.113
pH	(¹)	(¹)

¹ Within the range of 7.5 to 10.0 at all times.

(e) *Direct chill casting contact cooling water.*

SUBPART H—BPT

Pollutant or pollutant property	Maximum for any 1 day	Maximum for monthly average
	mg/off-kg (pounds per million off-pounds) of zinc cast by the direct chill method	
Chromium	0.222	0.091
Copper	0.960	0.505
Cyanide	0.147	0.061
Zinc	0.738	0.308
Oil and grease	10.1	6.06
TSS	20.7	9.85
pH	(¹)	(¹)

¹ Within the range of 7.5 to 10.0 at all times.

(f) *Stationary casting contact cooling water—subpart H—BPT.* There shall be no discharge of process wastewater pollutants.

(g) *Heat treatment contact cooling water.*

SUBPART H—BPT

Pollutant or pollutant property	Maximum for any 1 day	Maximum for monthly average
	mg/off-kg (pounds per million off-pounds) of zinc heat treated	
Chromium	0.336	0.138
Copper	1.45	0.763
Cyanide	0.221	0.092
Zinc	1.12	0.466
Oil and grease	15.3	9.16
TSS	31.3	14.9
pH	(¹)	(¹)

¹ Within the range of 7.5 to 10.0 at all times.

(h) *Surface treatment spent baths.*

SUBPART H—BPT

Pollutant or pollutant property	Maximum for any 1 day	Maximum for monthly average
	mg/off-kg (pounds per million off-pounds) of zinc surface treated	
Chromium	0.039	0.016
Copper	0.169	0.089
Cyanide	0.026	0.011
Zinc	0.130	0.054
Oil and grease	1.78	1.07
TSS	3.64	1.73
pH	(¹)	(¹)

¹ Within the range of 7.5 to 10.0 at all times.

(i) *Surface treatment rinse.*

SUBPART H—BPT

Pollutant or pollutant property	Maximum for any 1 day	Maximum for monthly average
	mg/off-kg (pounds per million off-pounds) of zinc surface treated	
Chromium	1.58	0.645
Copper	6.80	3.58
Cyanide	1.04	0.430
Zinc	5.23	2.19
Oil and grease	71.6	43.0
TSS	147	69.8
pH	(¹)	(¹)

¹ Within the range of 7.5 to 10.0 at all times.

(j) *Alkaline cleaning spent baths.*

SUBPART H—BPT

Pollutant or pollutant property	Maximum for any 1 day	Maximum for monthly average
	mg/off-kg (pounds per million off-pounds) of zinc alkaline cleaned	
Chromium	0.002	0.0007
Copper	0.007	0.004
Cyanide	0.001	0.0004
Zinc	0.005	0.002
Oil and grease	0.071	0.043
TSS	0.146	0.069
pH	(¹)	(¹)

¹ Within the range of 7.5 to 10.0 at all times.

(k) *Alkaline cleaning rinse.*

SUBPART H—BPT

Pollutant or pollutant property	Maximum for any 1 day	Maximum for monthly average
	mg/off-kg (pounds per million off-pounds) of zinc alkaline cleaned	
Chromium	0.744	0.304
Copper	3.21	1.69
Cyanide	0.490	0.203
Zinc	2.47	1.03
Oil and grease	33.8	20.3
TSS	69.3	33.0
pH	(¹)	(¹)

¹ Within the range of 7.5 to 10.0 at all times.

(l) *Sawing or grinding spent emulsions.*

SUBPART H—BPT

Pollutant or pollutant property	Maximum for any 1 day	Maximum for monthly average
	mg/off-kg (pounds per million off-pounds) of zinc sawed or ground with emulsions	
Chromium	0.011	0.005
Copper	0.045	0.024
Cyanide	0.007	0.003
Zinc	0.035	0.015
Oil and grease	0.476	0.286
TSS	0.976	0.464
pH	(¹)	(¹)

¹ Within the range of 7.5 to 10.0 at all times.

(m) *Electrocoating rinse.*

Environmental Protection Agency

§ 471.82

SUBPART H—BPT

Pollutant or pollutant property	Maximum for any 1 day	Maximum for monthly average
	mg/off-kg (pounds per million off-pounds) of zinc electrocoated	
Chromium	1.01	0.412
Copper	4.35	2.29
Cyanide	0.664	0.275
Zinc	3.35	1.40
Oil and grease	45.8	27.5
TSS	93.9	44.7
pH	(¹)	(¹)

¹ Within the range of 7.5 to 10.0 at all times.

(n) *Degreasing spent solvents—subpart H—BPT.* There shall be no discharge of process wastewater pollutants.

[50 FR 34270, Aug. 23, 1985; 51 FR 2888, Jan. 22, 1986]

§ 471.82 Effluent limitations representing the degree of effluent reduction attainable by the application of the best available technology economically achievable (BAT).

Except as provided in 40 CFR 125.30 through 125.32, any existing point source subject to this subpart must achieve the following effluent limitations representing the degree of effluent reduction attainable by the application of the best available technology economically achievable (BAT):

(a) *Rolling spent neat oils—subpart H—BAT.* There shall be no discharge of process wastewater pollutants.

(b) *Rolling spent emulsions.*

SUBPART H—BAT

Pollutant or pollutant property	Maximum for any 1 day	Maximum for monthly average
	mg/off-kg (pounds per million off-pounds) of zinc rolled with emulsions	
Chromium	0.0005	0.0002
Copper	0.002	0.0009
Cyanide	0.0003	0.0001
Zinc	0.002	0.0006

(c) *Rolling contact cooling water.*

SUBPART H—BAT

Pollutant or pollutant property	Maximum for any 1 day	Maximum for monthly average
	mg/off-kg (pounds per million off-pounds) of zinc rolled with contact cooling water	
Chromium	0.020	0.009
Copper	0.069	0.033
Cyanide	0.011	0.004
Zinc	0.055	0.023

(d) *Drawing spent emulsions.*

SUBPART H—BAT

Pollutant or pollutant property	Maximum for any 1 day	Maximum for monthly average
	mg/off-kg (pounds per million off-pounds) of zinc drawn with emulsions	
Chromium	0.002	0.0009
Copper	0.008	0.004
Cyanide	0.001	0.0005
Zinc	0.006	0.003

(e) *Direct chill casting contact cooling water.*

SUBPART H—BAT

Pollutant or pollutant property	Maximum for any 1 day	Maximum for monthly average
	mg/off-kg (pounds per million off-pounds) of zinc cast by the direct chill method	
Chromium	0.019	0.008
Copper	0.065	0.031
Cyanide	0.010	0.004
Zinc	0.052	0.021

(f) *Stationary casting contact cooling water—subpart H—BAT.* There shall be no discharge of process wastewater pollutants.

(g) *Heat treatment contact cooling water.*

SUBPART H—BAT

Pollutant or pollutant property	Maximum for any 1 day	Maximum for monthly average
	mg/off-kg (pounds per million off-pounds) of zinc heat treated	
Chromium	0.029	0.012
Copper	0.098	0.047
Cyanide	0.016	0.006
Zinc	0.078	0.032

§ 471.83

40 CFR Ch. I (7–1–21 Edition)

(h) *Surface treatment spent baths.*

SUBPART H—BAT		
Pollutant or pollutant property	Maximum for any 1 day	Maximum for monthly average
	mg/off-kg (pounds per million off-pounds) of zinc surface treated	
Chromium	0.033	0.014
Copper	0.114	0.054
Cyanide	0.018	0.007
Zinc	0.091	0.038

(i) *Surface treatment rinse.*

SUBPART H—BAT		
Pollutant or pollutant property	Maximum for any 1 day	Maximum for monthly average
	mg/off-kg (pounds per million off-pounds) of zinc surface treated	
Chromium	0.133	0.054
Copper	0.457	0.219
Cyanide	0.072	0.029
Zinc	0.365	0.151

(j) *Alkaline cleaning spent baths.*

SUBPART H—BAT		
Pollutant or pollutant property	Maximum for any 1 day	Maximum for monthly average
	mg/off-kg (pounds per million off-pounds) of zinc alkaline cleaned	
Chromium	0.002	0.0006
Copper	0.005	0.002
Cyanide	0.0007	0.0003
Zinc	0.004	0.002

(k) *Alkaline cleaning rinse.*

SUBPART H—BAT		
Pollutant or pollutant property	Maximum for any 1 day	Maximum for monthly average
	mg/off-kg (pounds per million off-pounds) of zinc alkaline cleaned	
Chromium	0.626	0.254
Copper	2.17	1.03
Cyanide	0.338	0.135
Zinc	1.73	0.710

(l) *Sawing or grinding spent emulsions.*

SUBPART H—BAT

Pollutant or pollutant property	Maximum for any 1 day	Maximum for monthly average
	mg/off-kg (pounds per million off-pounds) of zinc sawed or ground with emulsions	
Chromium	0.009	0.004
Copper	0.031	0.015
Cyanide	0.005	0.002
Zinc	0.025	0.010

(m) *Electrocoating rinse.*

SUBPART H—BAT

Pollutant or pollutant property	Maximum for any 1 day	Maximum for monthly average
	mg/off-kg (pounds per million off-pounds) of zinc electrocoated	
Chromium	0.085	0.035
Copper	0.293	0.140
Cyanide	0.046	0.019
Zinc	0.234	0.096

(n) *Degreasing spent solvents—subpart H—BAT.* There shall be no discharge or process wastewater pollutants.

[50 FR 34270, Aug. 23, 1985; 51 FR 2888, Jan. 22, 1986]

§ 471.83 New source performance standards (NSPS).

Any new source subject to this subpart must achieve the following new source performance standards (NSPS):

(a) *Rolling spent neat oils—subpart H—NSPS.* There shall be no discharge of process wastewater pollutants.

(b) *Rolling spent emulsions.*

SUBPART H—NSPS

Pollutant or pollutant property	Maximum for any 1 day	Maximum for monthly average
	mg/off-kg (pounds per million off-pounds) of zinc rolled with emulsions	
Chromium	0.0005	0.0002
Copper	0.002	0.0009
Cyanide	0.0003	0.0001
Zinc	0.002	0.0006
Oil and grease	0.014	0.014
TSS	0.021	0.017
pH	(¹)	(¹)

¹ Within the range of 7.5 to 10.0 at all times.

(c) *Rolling contact cooling water.*

Environmental Protection Agency

§ 471.83

SUBPART H—NSPS

Pollutant or pollutant property	Maximum for any 1 day	Maximum for monthly average
	mg/off-kg (pounds per million off-pounds) of zinc rolled with contact cooling water	
Chromium	0.020	0.009
Copper	0.069	0.037
Cyanide	0.011	0.004
Zinc	0.055	0.023
Oil and grease	0.536	0.536
TSS	0.804	0.643
pH	(¹)	(¹)

¹ Within the range of 7.5 to 10.0 at all times.

(d) *Drawing spent emulsions.*

SUBPART H—NSPS

Pollutant or pollutant property	Maximum for any 1 day	Maximum for monthly average
	mg/off-kg (pounds per million off-pounds) of zinc drawn with emulsions	
Chromium	0.002	0.0009
Copper	0.008	0.004
Cyanide	0.001	0.0005
Zinc	0.006	0.003
Oil and grease	0.058	0.058
TSS	0.087	0.070
pH	(¹)	(¹)

¹ Within the range of 7.5 to 10.0 at all times

(e) *Direct chill casting contact cooling water.*

SUBPART H—NSPS

Pollutant or pollutant property	Maximum for any one day	Maximum for monthly average
	mg/off-kg (pounds per million off-pounds) of zinc cast by the direct chill method	
Chromium	0.019	0.008
Copper	0.065	0.031
Cyanide	0.010	0.004
Zinc	0.052	0.021
Oil and grease	0.505	0.505
TSS	0.758	0.606
pH	(¹)	(¹)

¹ Within the range of 7.5 to 10.0 at all times.

(f) *Stationary casting contact cooling water—subpart H—NSPS.* There shall be no discharge of process wastewater pollutants.

(g) *Heat treatment contact cooling water.*

SUBPART H—NSPS

Pollutant or pollutant property	Maximum for any 1 day	Maximum for monthly average
	mg/off-kg (pounds per million off-pounds) of zinc heat treated	
Chromium	0.029	0.012
Copper	0.098	0.047
Cyanide	0.016	0.006
Zinc	0.078	0.032
Oil and grease	0.763	0.763
TSS	1.15	0.916
pH	(¹)	(¹)

¹ Within the range of 7.5 to 10.0 at all times.

(h) *Surface treatment spent baths.*

SUBPART H—NSPS

Pollutant or pollutant property	Maximum for any 1 day	Maximum for monthly average
	mg/off-kg (pounds per million off-pounds) of zinc surface treated	
Chromium	0.033	0.014
Copper	0.114	0.054
Cyanide	0.018	0.007
Zinc	0.091	0.038
Oil and grease	0.887	0.887
TSS	1.33	1.07
pH	(¹)	(¹)

¹ Within the range of 7.5 to 10.0 at all times.

(i) *Surface treatment rinse.*

SUBPART H—NSPS

Pollutant or pollutant property	Maximum for any 1 day	Maximum for monthly average
	mg/off-kg (pounds per million off-pounds) of zinc surface treated	
Chromium	0.133	0.054
Copper	0.459	0.219
Cyanide	0.072	0.029
Zinc	0.365	0.151
Oil and grease	3.58	3.58
TSS	5.37	4.30
pH	(¹)	(¹)

¹ Within the range of 7.5 to 10.0 at all times.

(j) *Alkaline cleaning spent baths.*

§ 471.84

SUBPART H—NSPS

Pollutant or pollutant property	Maximum for any 1 day	Maximum for monthly average
	mg/off-kg (pounds per million off-pounds) of zinc alkaline cleaned	
Chromium	0.002	0.0006
Copper	0.005	0.002
Cyanide	0.0007	0.0003
Zinc	0.004	0.002
Oil and grease	0.036	0.036
TSS	0.054	0.043
pH	(¹)	(¹)

¹ Within the range of 7.5 to 10.0 at all times.

(k) *Alkaline cleaning rinse.*

SUBPART H—NSPS

Pollutant or pollutant property	Maximum for any 1 day	Maximum for monthly average
	mg/off-kg (pounds per million off-pounds) of zinc alkaline cleaned	
Chromium	0.626	0.259
Copper	2.17	1.03
Cyanide	0.338	0.135
Zinc	1.73	0.710
Oil and grease	16.9	16.9
TSS	25.4	20.3
pH	(¹)	(¹)

¹ Within the range of 7.5 to 10.0 at all times.

(l) *Sawing or grinding spent emulsions.*

SUBPART H—NSPS

Pollutant or pollutant property	Maximum for any 1 day	Maximum for monthly average
	mg/off-kg (pounds per million off-pounds) of zinc sawed or ground with emulsions	
Chromium	0.009	0.004
Copper	0.031	0.015
Cyanide	0.005	0.002
Zinc	0.025	0.010
Oil and grease	0.235	0.235
TSS	0.357	0.286
pH	(¹)	(¹)

¹ Within the range of 7.5 to 10.0 at all times.

(m) *Electrocoating rinse.*

40 CFR Ch. I (7–1–21 Edition)

SUBPART H—NSPS

Pollutant or pollutant property	Maximum for any 1 day	Maximum for monthly average
	mg/off-kg (pounds per million off-pounds) of zinc electrocoated	
Chromium	0.085	0.035
Copper	0.293	0.140
Cyanide	0.046	0.019
Zinc	0.234	0.096
Oil and grease	2.29	2.29
TSS	3.44	2.75
pH	(¹)	(¹)

¹ Within the range of 7.5 to 10.0 at all times

(n) *Degreasing spent solvents—subpart H—NSPS.* There shall be no discharge of process wastewater pollutants.

[50 FR 34270, Aug. 23, 1985; 51 FR 2888, Jan. 22, 1986]

§ 471.84 Pretreatment standards for existing sources (PSES). [Reserved]

§ 471.85 Pretreatment standards for new sources (PSNS).

Except as provided in 40 CFR 403.7, any new source subject to this subpart which introduces pollutants into a publicly owned treatment works must comply with 40 CFR part 403 and achieve the following pretreatment standards for new sources (PSNS). The mass of the wastewater introduced into a POTW shall not exceed the following values:

(a) *Rolling spent neat oils—subpart H—PSNS.* There shall be no discharge of process wastewater pollutants.

(b) *Rolling spent emulsions.*

SUBPART H—PSNS

Pollutant or pollutant property	Maximum for any 1 day	Maximum for monthly average
	mg/off-kg (pounds per million off-pounds) of zinc rolled with emulsions	
Chromium	0.0005	0.0002
Copper	0.002	0.0009
Cyanide	0.0003	0.0001
Zinc	0.002	0.0006

(c) *Rolling contact cooling water.*

Environmental Protection Agency

\$ 471.85

SUBPART H—PSNS

Pollutant or pollutant property	Maximum for any 1 day	Maximum for monthly average
	mg/off-kg (pounds per million off-pounds) of zinc rolled with contact cooling water	
Chromium	0.020	0.008
Copper	0.069	0.033
Cyanide	0.011	0.004
Zinc	0.055	0.023

(d) *Drawing spent emulsions.*

SUBPART H—PSNS

Pollutant or pollutant property	Maximum for any 1 day	Maximum for monthly average
	mg/off-kg (pounds per million off-pounds) of zinc drawn with emulsions	
Chromium	0.002	0.0009
Copper	0.008	0.004
Cyanide	0.001	0.0005
Zinc	0.006	0.003

(e) *Direct chill casting contact cooling water.*

SUBPART H—PSNS

Pollutant or pollutant property	Maximum for any 1 day	Maximum for monthly average
	mg/off-kg (pounds per million off-pounds) of zinc cast by the direct chill method	
Chromium	0.019	0.008
Copper	0.065	0.031
Cyanide	0.010	0.004
Zinc	0.052	0.021

(f) *Stationary casting contact cooling water—subpart H—PSNS.* There shall be no discharge of process wastewater pollutants.

(g) *Heat treatment contact cooling water.*

SUBPART H—PSNS

Pollutant or pollutant property	Maximum for any 1 day	Maximum for monthly average
	mg/off-kg (pounds per million off-pounds) of zinc heat treated	
Chromium	0.029	0.012
Copper	0.098	0.047
Cyanide	0.016	0.006
Zinc	0.078	0.032

(h) *Surface treatment spent baths.*

SUBPART H—PSNS

Pollutant or pollutant property	Maximum for any 1 day	Maximum for monthly average
	mg/off-kg (pounds per million off-pounds) of zinc surface treated	
Chromium	0.033	0.014
Copper	0.114	0.054
Cyanide	0.018	0.007
Zinc	0.091	0.038

(i) *Surface treatment rinse.*

SUBPART H—PSNS

Pollutant or pollutant property	Maximum for any 1 day	Maximum for monthly average
	mg/off-kg (pounds per million off-pounds) of zinc surface treated	
Chromium	0.133	0.054
Copper	0.459	0.219
Cyanide	0.072	0.029
Zinc	0.365	0.151

(j) *Alkaline cleaning spent baths.*

SUBPART H—PSNS

Pollutant or pollutant property	Maximum for any 1 day	Maximum for monthly average
	mg/off-kg (pounds per million off-pounds) of zinc alkaline cleaned	
Chromium	0.002	0.0006
Copper	0.005	0.002
Cyanide	0.0007	0.0003
Zinc	0.004	0.002

(k) *Alkaline cleaning rinse.*

SUBPART H—PSNS

Pollutant or pollutant property	Maximum for any 1 day	Maximum for monthly average
	mg/off-kg (pounds per million off-pounds) of zinc alkaline cleaned	
Chromium	0.626	0.254
Copper	2.17	1.03
Cyanide	0.338	0.134
Zinc	1.73	0.710

(l) *Sawing or grinding spent emulsions.*

SUBPART H—PSNS

Pollutant or pollutant property	Maximum for any 1 day	Maximum for monthly average
	mg/off-kg (pounds per million off-pounds) of zinc sawed or ground with emulsions	
Chromium	0.009	0.004
Copper	0.031	0.015
Cyanide	0.005	0.002
Zinc	0.025	0.010

(m) *Electrocoating rinse.*

SUBPART H—PSNS

Pollutant or pollutant property	Maximum for any 1 day	Maximum for monthly average
	mg/off-kg (pounds per million off-pounds) of zinc electrocoated	
Chromium	0.085	0.035
Copper	0.293	0.140
Cyanide	0.046	0.019
Zinc	0.234	0.096

(n) *Decreasing spent solvents—subpart H—PSNS.* There shall be no discharge of process wastewater pollutants.

[50 FR 34270, Aug. 23, 1985; 51 FR 2888, Jan. 22, 1986]

§ 471.86 Effluent limitations representing the degree of effluent reduction attainable by the application of the best conventional pollutant control technology (BCT). [Reserved]

Subpart I—Zirconium-Hafnium Forming Subcategory

§ 471.90 Applicability; description of the zirconium-hafnium forming subcategory.

This subpart applies to discharges of pollutants to waters of the United States, and introductions of pollutants into publicly owned treatment works from the process operations of the zirconium-hafnium forming subcategory.

§ 471.91 Effluent limitations representing the degree of effluent reduction attainable by the application of the best practicable control technology currently available (BPT).

Except as provided in 40 CFR 125.30 through 125.32, any existing point

source subject to this subpart must achieve the following effluent limitations for the process operations representing the degree of effluent reduction attainable by the application of the best practicable control technology currently available (BPT):

(a) *Rolling spent neat oils—subpart I—BPT.* There shall be no discharge of process wastewater pollutants.

(b) *Drawing spent lubricants—subpart I—BPT.* There shall be no discharge of process wastewater pollutants.

(c) *Extrusion spend emulsions—subpart I—BPT.* There shall be no discharge of process wastewater pollutants.

(d) *Extrusion press hydraulic fluid leakage.*

SUBPART I—BPT

Pollutant or pollutant property	Maximum for any 1 day	Maximum for monthly average
	mg/off-kg (pounds per million off-pounds) of zirconium-hafnium extruded	
Chromium	0.104	0.043
Cyanide	0.069	0.029
Nickel	0.455	0.301
Ammonia	31.6	13.9
Fluoride	14.1	6.26
Oil and grease	4.74	2.85
TSS	9.72	4.62
pH	(¹)	(¹)

¹ Within the range of 7.5 to 10.0 at all times.

(e) *Swaging spent neat oils—subpart I—BPT.* There shall be no discharge of process wastewater pollutants.

(f) *Heat treatment contact cooling water.*

SUBPART I—BPT

Pollutant or pollutant property	Maximum for any 1 day	Maximum for monthly average
	mg/off-kg (pounds per million off-pounds) of zirconium-hafnium heat treated	
Chromium	0.151	0.062
Cyanide	0.100	0.041
Nickel	0.659	0.436
Ammonia	45.7	20.1
Fluoride	20.4	9.06
Oil and grease	6.86	4.12
TSS	14.1	6.69
pH	(¹)	(¹)

¹ Within the range of 7.5 to 10.0 at all times.

(g) *Tube Reducing Spent Lubricant—subpart I—BPT.* (1) There shall be no

Environmental Protection Agency

§471.91

discharge of process wastewater pollutants except as provided under paragraph (g)(2) of this section.

(2) Process wastewater pollutants may be discharged, with no allowance for any pollutants discharged, provided the facility owner or operator demonstrates, on the basis of analytical methods set forth in or approved pursuant to 40 CFR part 136, that the concentrations of nitrosamine compounds in the wastewater discharged from the tube reducing process do not exceed 0.050 mg/l of N-nitrosodimethylamine, 0.020 mg/l of N-nitrosodiphenylamine, and 0.020 mg/l of N-nitrosodi-n-propylamine.

(3) The demonstration required under subparagraph (g)(2) of this section shall be made once per month until the demonstration has been made for all three nitrosamine compounds for six consecutive months, after which time the demonstration may be made once per quarter. If a sample is found to contain any of the foregoing nitrosamine compounds at concentrations greater than those specified in subparagraph (g)(2) of this section, the actions described in paragraph (g)(4), of this section shall be taken, and the demonstration required under paragraph (g)(2) of this section shall be made once per month until it has been made for all three nitrosamine compounds for six consecutive months.

(4) If sampling results show that any of the foregoing nitrosamine compounds is present in the process wastewater at concentrations greater than those specified in subparagraph (g)(2) of this section, the facility owner or operator shall ensure that, within thirty days of receiving written notification of the sampling results, there is no further discharge of tube reducing spent lubricant wastewater until the owner or operator:

(i) Performs a subsequent analysis which demonstrates that the concentrations of the foregoing nitrosamine compounds do not exceed the levels specified in paragraph (g)(2) of this section; or

(ii) Substitutes a new tube reducing lubricant and thereafter complies with the requirements of paragraph (g)(3) of this section; or

(iii) Determines the source of the pollutant whose concentration exceeded the level specified in paragraph (g)(2) of this section and demonstrates to the satisfaction of the NPDES issuing authority that such source has been eliminated.

(5) The concentration limits specified in paragraph (g)(2) of this section apply at the point of discharge from the tube reducing process. However, sampling after the tube reducing wastewater has been commingled with other wastewaters is permitted if:

(i) Any dilution caused by the other wastewaters is taken into account in determining the appropriate (*i.e.*, lower) allowable discharge concentration; and

(ii) An analytical method of sufficient sensitivity is used to measure the levels of each of the foregoing nitrosamine compounds in the wastewaters being sampled.

(h) *Surface treatment spent baths.*

SUBPART I—BPT

Pollutant or pollutant property	Maximum for any 1 day	Maximum for monthly average
	mg/off-kg (pounds per million off-pounds) of zirconium-hafnium surface treated	
Chromium	0.150	0.61
Cyanide	0.099	0.041
Nickel	0.653	0.432
Ammonia	45.3	20
Fluoride	20.3	8.98
Oil and grease	6.80	4.08
TSS	14	6.63
pH	(¹)	(¹)

¹ Within the range of 7.5 to 10.0 at all times.

(i) *Surface treatment rinse.*

SUBPART I—BPT

Pollutant or pollutant property	Maximum for any 1 day	Maximum for monthly average
	mg/off-kg (pounds per million off-pounds) of zirconium-hafnium surface treated	
Chromium	3.91	1.60
Cyanide	2.58	1.07
Nickel	17.1	11.3
Ammonia	1,190	521
Fluoride	529	235
Oil and grease	178	107
TSS	364	173
pH	(¹)	(¹)

¹ Within the range of 7.5 to 10.0 at all times.

§ 471.91

40 CFR Ch. I (7–1–21 Edition)

(j) *Alkaline cleaning spent baths.*

SUBPART I—BPT

Pollutant or pollutant property	Maximum for any 1 day	Maximum for monthly average
	mg/off-kg (pounds per million off-pounds) of zirconium-hafnium alkaline cleaned	
Chromium	0.704	0.288
Cyanide	0.464	0.192
Nickel	3.07	2.03
Ammonia	214	93.8
Fluoride	95.2	42.3
Oil and grease	32	19.2
TSS	65.6	31.2
pH	(¹)	(¹)

¹ Within the range of 7.5 to 10.0 at all times.

(k) *Alkaline cleaning rinse.*

SUBPART I—BPT

Pollutant or pollutant property	Maximum for any 1 day	Maximum for monthly average
	mg/off-kg (pounds per million off-pounds) of zirconium-hafnium alkaline cleaned	
Chromium	13.8	5.65
Cyanide	9.11	3.77
Nickel	60.3	39.9
Ammonia	4,190	1,840
Fluoride	1,870	829
Oil and grease	628	377
TSS	1,290	613
pH	(¹)	(¹)

¹ Within the range of 7.5 to 10.0 at all times.

(l) *Sawing or grinding spent emulsions.*

SUBPART I—BPT

Pollutant or pollutant property	Maximum for any 1 day	Maximum for monthly average
	mg/off-kg (pounds per million off-pounds) of zirconium-hafnium sawed or ground with emulsions	
Chromium	0.124	0.051
Cyanide	0.082	0.034
Nickel	0.540	0.357
Ammonia	37.5	16.5
Fluoride	16.7	7.42
Oil and grease	5.62	3.37
TSS	11.5	5.48
pH	(¹)	(¹)

¹ Within the range of 7.5 to 10.0 at all times.

(m) *Wet air pollution control scrubber blowdown—subpart I—BPT.* There shall

be no allowance for the discharge of process wastewater pollutants.

(n) *Degreasing spent solvents—subpart I—BPT.* There shall be no discharge of process wastewater pollutants.

(o) *Degreasing rinse—subpart I—BPT.* There shall be no discharge or process wastewater pollutants.

(p) *Molten salt rinse.*

SUBPART I—BPT

Pollutant or pollutant property	Maximum for any 1 day	Maximum for monthly average
	mg/off-kg (pounds per million off pounds) of zirconium-hafnium treated with molten salt	
Chromium	3.33	1.360
Cyanide	2.20	0.907
Nickel	14.5	9.60
Ammonia	1,010	443
Fluoride	450	200
Oil and grease	151	90.7
TSS	310	148
pH	(¹)	(¹)

¹ Within the range of 7.5 to 10.0 at all times.

(q) *Sawing or grinding contact cooling water.*

SUBPART I—BPT

Pollutant or pollutant property	Maximum for any 1 day	Maximum for monthly average
	mg/off-kg (pounds per million off-pounds) of zirconium-hafnium sawed or ground with contact cooling water	
Chromium	0.142	0.058
Cyanide	0.093	0.039
Nickel	0.617	0.408
Ammonia	42.8	18.8
Fluoride	19.1	8.48
Oil and grease	6.42	3.85
TSS	13.2	6.26
pH	(¹)	(¹)

¹ Within the range of 7.5 to 10.0 at all times.

(r) *Sawing on grinding rinse.*

Environmental Protection Agency

§ 471.92

SUBPART I—BPT

Pollutant or pollutant property	Maximum for any 1 day	Maximum for monthly average
	mg/off-kg (pounds per million off-pounds) of sawed or ground zirconium hafnium rinsed	
Chromium	0.792	0.324
Cyanide	0.522	0.216
Nickel	3.46	2.29
Ammonia	240	106
Fluoride	107	47.5
Oil and grease	36	21.6
TSS	73.8	35.1
pH	(¹)	(¹)

¹ Within the range of 7.5 to 10.0 at all times.

(s) *Sawing or grinding spent neat oils—subpart I—BPT.* There shall be no discharge of process wastewater pollutants.

(t) *Inspection and testing wastewater.*

SUBPART I—BPT

Pollutant or pollutant property	Maximum for any 1 day	Maximum for monthly average
	mg/off-kg (pounds per million off-pounds) of zirconium-hafnium tested	
Chromium	0.007	0.003
Cyanide	0.005	0.002
Nickel	0.030	0.020
Ammonia	2.06	0.903
Fluoride	0.917	0.407
Oil and grease	0.308	0.185
TSS	0.632	0.301
pH	(¹)	(¹)

¹ Within the range of 7.05 to 10.0 at all times.

[50 FR 34270, Aug. 23, 1985; 51 FR 2888, Jan. 22, 1986, as amended at 54 FR 11350, Mar. 17, 1989]

§ 471.92 Effluent limitations representing the degree of effluent reduction attainable by the application of the best available technology economically achievable (BAT).

Except as provided in 40 CFR 125.30 through 125.32, any existing point source subject to this subpart must achieve the following effluent limitations representing the degree of effluent reduction attainable by the application of the best available technology economically achievable (BAT):

(a) *Rolling spent neat oils—subpart I—BAT.* There shall be no discharge of process wastewater pollutants.

(b) *Drawing spent lubricants—subpart I—BAT.* There shall be no discharge of process wastewater pollutants.

(c) *Extrusion spent emulsions—subpart I—BAT.* There shall be no discharge of process wastewater pollutants.

(d) *Extrusion press hydraulic fluid leakage.*

SUBPART I—BAT

Pollutant or pollutant property	Maximum for any 1 day	Maximum for monthly average
	mg/off-kg (pounds per million off-pounds) of zirconium-hafnium extruded	
Chromium	0.104	0.043
Cyanide	0.069	0.029
Nickel	0.455	0.301
Ammonia	31.6	13.9
Fluoride	14.1	6.26

(e) *Swaging spent neat oils.* There shall be no discharge of process wastewater pollutants.

(f) *Heat treatment contact cooling water.*

SUBPART I—BAT

Pollutant or pollutant property	Maximum for any 1 day	Maximum for monthly average
	mg/off-kg (pounds per million off-pounds) of zirconium-hafnium heat treated	
Chromium	0.015	0.006
Cyanide	0.010	0.004
Nickel	0.066	0.044
Ammonia	4.57	2.01
Fluoride	2.04	0.906

(g) *Tube Reducing Spent Lubricant—subpart I—BAT.* (1) There shall be no discharge of process wastewater pollutants except as provided under paragraph (g)(2) of this section.

(2) Process wastewater pollutants may be discharged, with no allowance for any pollutants discharged, provided the facility owner or operator demonstrates, on the basis of analytical methods set forth in or approved pursuant to 40 CFR part 136, that the concentrations of nitrosamine compounds in the wastewater discharged from the tube reducing process do not exceed 0.050 mg/l of N-nitrosodimethylamine, 0.020 mg/l of N-nitrosodiphenylamine, and 0.020 mg/l of N-nitrosodi-n-propylamine.

(3) The demonstration required under paragraph (g)(2) of this section shall be made once per month until the demonstration has been made for all three nitrosamine compounds for six consecutive months, after which time the demonstration may be made once per quarter. If a sample is found to contain any of the foregoing nitrosamine compounds at concentrations greater than those specified in paragraph (g)(2) of this section, the actions described in paragraph (g)(4) of this section shall be taken, and the demonstration required under paragraph (g)(2) of this section shall be made once per month until it has been made for all three nitrosamine compounds for six consecutive months.

(4) If sampling results show that any of the foregoing nitrosamine compounds is present in the process wastewater at concentrations greater than those specified in paragraph (g)(2) of this section, the facility owner or operator shall ensure that, within thirty days of receiving written notification of the sampling results, there is no further discharge of tube reducing spent lubricant wastewater until the owner or operator:

(i) Performs a subsequent analysis which demonstrates that the concentrations of the foregoing nitrosamine compounds do not exceed the levels specified in paragraph (g)(2) of this section; or

(ii) Substitutes a new tube reducing lubricant and thereafter complies with the requirements of paragraph (g)(3) of this section; or

(iii) Determines the source of the pollutant whose concentration exceeded the level specified in paragraph (g)(2) of this section and demonstrates to the satisfaction of the NPDES issuing authority that such source has been eliminated.

(5) The concentration limits specified in paragraph (g)(2) of this section apply at the point of discharge from the tube reducing process. However, sampling after the tube reducing wastewater has been commingled with other wastewaters is permitted if:

(i) Any dilution caused by the other wastewaters is taken into account in determining the appropriate (*i.e.*, lower) allowable discharge concentration; and

(ii) An analytical method of sufficient sensitivity is used to measure the levels of each of the foregoing nitrosamine compounds in the wastewaters being sampled.

(h) *Surface treatment spent baths.*

SUBPART I—BAT

Pollutant or pollutant property	Maximum for any 1 day	Maximum for monthly average
	mg/off-kg (pounds per million off-pounds) of zirconium-hafnium surface treated	
Chromium	0.150	0.061
Cyanide	0.099	0.041
Nickel	0.653	0.432
Ammonia	45.3	20
Fluoride	20.3	8.98

(i) *Surface treatment rinse.*

SUBPART I—BAT

Pollutant or pollutant property	Maximum for any 1 day	Maximum for monthly average
	mg/off-kg (pounds per million off-pounds) of zirconium-hafnium surface treated	
Chromium	0.391	0.160
Cyanide	0.258	0.107
Nickel	1.71	1.13
Ammonia	119	52.1
Fluoride	52.9	23.5

(j) *Alkaline cleaning spent baths.*

SUBPART I—BAT

Pollutant or pollutant property	Maximum for any 1 day	Maximum for monthly average
	mg/off-kg (pounds per million off-pounds) of zirconium-hafnium alkaline cleaned	
Chromium	0.704	0.288
Cyanide	0.464	0.192
Nickel	3.07	2.03
Ammonia	214	93.8
Fluoride	95.2	42.3

(k) *Alkaline cleaning rinse.*

Environmental Protection Agency

§ 471.93

SUBPART I—BAT

Pollutant or pollutant property	Maximum for any 1 day	Maximum for monthly average
	mg/off-kg (pounds per million off-pounds) of zirconium-hafnium alkaline cleaned	
Chromium	1.380	0.565
Cyanide	0.911	0.377
Nickel	6.03	3.99
Ammonia	419	184
Fluoride	187	82.9

(l) *Sawing or grinding spent emulsions.*

SUBPART I—BAT

Pollutant or pollutant property	Maximum for any 1 day	Maximum for monthly average
	mg/off-kg (pounds per million off-pounds) of zirconium-hafnium sawed or ground with emulsions	
Chromium	0.124	0.051
Cyanide	0.082	0.034
Nickel	0.540	0.357
Ammonia	37.5	16.5
Fluoride	16.7	7.42

(m) *Wet air pollution control scrubber blowdown—Subpart I—BAT.* There shall be no allowance for the discharge of process wastewater pollutants.

(n) *Degreasing spent solvents—subpart I—BAT.* There shall be no discharge of process wastewater pollutants.

(o) *Degreasing rinse—subpart I—BAT.* There shall be no discharge of process wastewater pollutants.

(p) *Molten salt rinse.*

SUBPART I—BAT

Pollutant or pollutant property	Maximum for any 1 day	Maximum for monthly average
	mg/off-kg (pounds per million off-pounds) of zirconium-hafnium treated with molten salt	
Chromium	0.333	0.136
Cyanide	0.220	0.091
Nickel	1.45	0.960
Ammonia	101	44.3
Fluoride	45.0	20.0

(q) *Sawing or grinding contact cooling water.*

SUBPART I—BAT

Pollutant or pollutant property	Maximum for any 1 day	Maximum for monthly average
	mg/off-kg (pounds per million off-pounds) of zirconium-hafnium sawed or ground with contact cooling water	
Chromium	0.142	0.058
Cyanide	0.093	0.039
Nickel	0.617	0.408
Ammonia	42.8	18.8
Fluoride	19.1	8.48

(r) *Sawing or grinding rinse.*

SUBPART I—BAT

Pollutant or pollutant property	Maximum for any 1 day	Maximum for monthly average
	mg/off-kg (pounds per million off-pounds) of sawed or ground zirconium-hafnium rinsed	
Chromium	0.079	0.033
Cyanide	0.052	0.022
Nickel	0.346	0.229
Ammonia	24.0	10.6
Fluoride	10.7	4.75

(s) *Sawing or grinding spent neat oils—subpart I—BAT.* There shall be no discharge of process wastewater pollutants.

(t) *Inspection and testing wastewater.*

SUBPART I—BAT

Pollutant or pollutant property	Maximum for any 1 day	Maximum for monthly average
	mg/off-kg (pounds per million off-pounds) of zirconium-hafnium tested	
Chromium	0.007	0.003
Cyanide	0.005	0.002
Nickel	0.030	0.020
Ammonia	2.06	0.903
Fluoride	0.917	0.407

[50 FR 34270, Aug. 23, 1985; 51 FR 2888, Jan. 22, 1986, as amended at 54 FR 11351, Mar. 17, 1989]

§ 471.93 New source performance standards (NSPS).

Any new source subject to this subpart must achieve the following new source performance standards (NSPS). The mass of pollutant in the zirconium-hafnium process wastewater shall not exceed the following values:

(a) *Rolling spent neat oils—subpart I—NSPS.* There shall be no discharge of process wastewater pollutants.

(b) *Drawing spent lubricants—subpart I—NSPS.* There shall be no discharge of process wastewater pollutants.

(c) *Extrusion spent emulsions—subpart I—NSPS.* There shall be no discharge of process wastewater pollutants.

(d) *Extrusion press hydraulic fluid leakage.*

SUBPART I—NSPS

Pollutant or pollutant property	Maximum for any 1 day	Maximum for monthly average
	mg/off-kg (pounds per million off-pounds) of zirconium-hafnium extruded	
Chromium	0.104	0.043
Cyanide	0.069	0.029
Nickel	0.455	0.301
Ammonia	31.6	13.9
Fluoride	14.1	6.26
Oil and grease	4.74	2.85
TSS	9.72	4.62
pH	(¹)	(¹)

¹ Within the range of 7.5 to 10.0 at all times.

(e) *Swaging spent neat oils—subpart I—NSPS.* There shall be no discharge of process wastewater pollutants.

(f) *Heat treatment contact cooling water.*

SUBPART I—NSPS

Pollutant or pollutant property	Maximum for any 1 day	Maximum for monthly average
	mg/off-kg (pounds per million off-pounds) of zirconium-hafnium heat treated	
Chromium	0.015	0.006
Cyanide	0.010	0.004
Nickel	0.066	0.044
Ammonia	4.57	2.01
Fluoride	2.04	0.906
Oil and grease	0.686	0.412
TSS	1.41	0.669
pH	(¹)	(¹)

¹ Within the range of 7.5 to 10.0 at all times.

(g) *Tube Reducing Spent Lubricant—subpart I—NSPS:* (1) There shall be no discharge of process wastewater pollutants except as provided under paragraph (g)(2) of this section.

(2) Process wastewater pollutants may be discharged, with no allowance for any pollutants discharged, provided the facility owner or operator demonstrates, on the basis of analytical methods set forth in or approved pursu-

ant to 40 CFR part 136, that the concentrations of nitrosamine compounds in the wastewater discharged from the tube reducing process do not exceed 0.050 mg/l of N-nitrosodimethylamine, 0.020 mg/l of N-nitrosodiphenylamine, and 0.020 mg/l of N-nitrosodi-n-propylamine.

(3) The demonstration required under paragraph (g)(2) of this section shall be made once per month until the demonstration has been made for all three nitrosamine compounds for six consecutive months, after which time the demonstration may be made once per quarter. If a sample is found to contain any of the foregoing nitrosamine compounds at concentrations greater than those specified in paragraph (g)(2) of this section, the actions described in paragraph (g)(4) of this section shall be taken, and the demonstration required under paragraph (g)(2) of this section shall be made once per month until it has been made for all three nitrosamine compounds for six consecutive months.

(4) If sampling results show that any of the foregoing nitrosamine compounds is present in the process wastewater at concentrations greater than those specified in paragraph (g)(2) of this section, the facility owner or operator shall ensure that, within thirty days of receiving written notification of the sampling results, there is no further discharge of tube reducing spent lubricant wastewater until the owner or operator:

(i) Performs a subsequent analysis which demonstrates that the concentrations of the foregoing nitrosamine compounds do not exceed the levels specified in paragraph (g)(2) of this section; or

(ii) Substitutes a new tube reducing lubricant and thereafter complies with the requirements of paragraph (g)(3) of this section; or

(iii) Determines the source of the pollutant whose concentration exceeded the level specified in paragraph (g)(2) of this section and demonstrates to the satisfaction of the NPDES issuing authority that such source has been eliminated.

(5) The concentration limits specified in paragraph (g)(2) of this section apply at the point of discharge from the tube

Environmental Protection Agency

§ 471.93

reducing process. However, sampling after the tube reducing wastewater has been commingled with other wastewaters is permitted if:

(i) Any dilution caused by the other wastewaters is taken into account in determining the appropriate (*i.e.*, lower) allowable discharge concentration; and

(ii) An analytical method of sufficient sensitivity is used to measure the levels of each of the foregoing nitrosamine compounds in the wastewaters being sampled.

(h) *Surface treatment spent baths.*

SUBPART I—NSPS

Pollutant or pollutant property	Maximum for any 1 day	Maximum for monthly average
	mg/off-kg (pounds per million off-pounds) of zirconium-hafnium surface treated	
Chromium	0.150	0.061
Cyanide	0.099	0.041
Nickel	0.653	0.432
Ammonia	45.3	20.0
Fluoride	20.0	8.98
Oil and grease	6.80	4.08
TSS	14.0	6.63
pH	(¹)	(¹)

¹ Within the range of 7.5 to 10.0 at all times.

(i) *Surface treatment rinse.*

SUBPART I—NSPS

Pollutant or pollutant property	Maximum for any 1 day	Maximum for monthly average
	mg/off-kg (pounds per million off-pounds) of zirconium-hafnium surface treated	
Chromium	0.391	0.160
Cyanide	0.258	0.107
Nickel	1.71	1.13
Ammonia	119	52.1
Fluoride	52.9	23.5
Oil and grease	17.8	10.7
TSS	36.4	17.3
pH	(¹)	(¹)

¹ Within the range of 7.5 to 10.0 at all times.

(j) *Alkaline cleaning spent baths.*

SUBPART I—NSPS

Pollutant or pollutant property	Maximum for any 1 day	Maximum for monthly average
	mg/off-kg (pounds per million off-pounds) of zirconium-hafnium alkaline cleaned	
Chromium	0.704	0.288
Cyanide	0.464	0.192
Nickel	3.07	2.03
Ammonia	214	93.8
Fluoride	95.2	42.3
Oil and grease	32.0	19.2
TSS	65.6	31.2
pH	(¹)	(¹)

¹ Within the range of 7.5 to 10.0 at all times

(k) *Alkaline cleaning rinse.*

SUBPART I—NSPS

Pollutant or pollutant property	Maximum for any 1 day	Maximum for monthly average
	mg/off-kg (pounds per million off-pounds) of zirconium-hafnium alkaline cleaned	
Chromium	1.38	0.565
Cyanide	0.911	0.377
Nickel	6.03	3.99
Ammonia	419	184
Fluoride	187	82.9
Oil and grease	62.8	37.7
TSS	129	61.3
pH	(¹)	(¹)

¹ Within the range of 7.5 to 10.0 at all times.

(l) *Sawing or grinding spent emulsions.*

SUBPART I—NSPS

Pollutant or pollutant property	Maximum for any 1 day	Maximum for monthly average
	mg/off-kg (pounds per million off-pounds) of zirconium-hafnium sawed or ground with emulsions	
Chromium	0.124	0.051
Cyanide	0.082	0.034
Nickel	0.540	0.357
Ammonia	37.5	16.50
Fluoride	16.7	7.42
Oil and grease	5.62	3.37
TSS	11.5	5.48
pH	(¹)	(¹)

¹ Within the range of 7.5 to 10.0 at all times.

(m) *Wet air pollution control scrubber blowdown—subpart I—NSPS.* There shall be no allowance for the discharge of process wastewater pollutants.

(n) *Degreasing spent solvents—subpart I—NSPS.* There shall be no discharge of process wastewater pollutants.

§ 471.94

- (o) *Degreasing rinse—subpart I—NSPS.* There shall be no discharge of process wastewater pollutants
 (p) *Molten salt rinse.*

SUBPART I—NSPS

Pollutant or pollutant property	Maximum for any 1 day	Maximum for monthly average
	mg/off-kg (pounds per million off-pounds) of zirconium-hafnium treated with molten salt	
Chromium	0.333	0.136
Cyanide	0.220	0.091
Nickel	1.45	0.960
Ammonia	101	44.3
Fluoride	45.0	20.0
Oil and grease	15.1	9.07
TSS	31.0	14.8
pH	(¹)	(¹)

¹ Within the range of 7.5 to 10.0 at all times.

- (q) *Sawing or grinding contact cooling water.*

SUBPART I—NSPS

Pollutant or pollutant property	Maximum for any 1 day	Maximum for monthly average
	mg/off-kg (pounds per million off-pounds) of zirconium-hafnium sawed or ground with contact cooling water	
Chromium	0.142	0.058
Cyanide	0.093	0.039
Nickel	0.617	0.408
Ammonia	42.8	18.8
Fluoride	19.1	8.48
Oil and grease	6.42	3.85
TSS	13.2	6.26
pH	(¹)	(¹)

¹ Within the range of 7.5 to 10.0 at all times.

- (r) *Sawing or grinding rinse.*

SUBPART I—NSPS

Pollutant or pollutant property	Maximum for any 1 day	Maximum for monthly average
	mg/off-kg (pounds per million off-pounds) of sawed or ground zirconium-hafnium rinsed	
Chromium	0.079	0.033
Cyanide	0.052	0.022
Nickel	0.346	0.229
Ammonia	24.0	10.6
Fluoride	10.7	4.75
Oil and Grease	3.60	2.16
TSS	7.38	3.51
pH	(¹)	(¹)

¹ Within range of 7.5 to 10.0 at all times.

40 CFR Ch. I (7–1–21 Edition)

- (s) *Sawing or grinding spent neat oils—subpart I—NSPS.* There shall be no discharge or process wastewater pollutants.

- (t) *Inspection and testing wastewater.*

SUBPART I—NSPS

Pollutant or pollutant property	Maximum for any 1 day	Maximum for monthly average
	mg/off-kg (pounds per million off-pounds) of zirconium-hafnium tested	
Chromium	0.007	0.003
Cyanide	0.005	0.002
Nickel	0.030	0.020
Ammonia	2.06	0.903
Fluoride	0.917	0.407
Oil and grease	0.308	0.185
TSS	0.632	0.301
pH	(¹)	(¹)

¹ Within the range of 7.5 to 10.0 at all times.

[50 FR 34270, Aug. 23, 1985; 51 FR 2888, Jan. 22, 1986, as amended at 54 FR 11351, Mar. 17, 1989]

§ 471.94 Pretreatment standards for existing sources (PSES).

Except as provided in 40 CFR 403.7 and 403.13, any existing source subject to this subpart which introduces pollutants into a publicly owned treatment works must comply with 40 CFR part 403 and by August 23, 1988 achieve the following pretreatment standards for existing sources (PSES). The mass of wastewater pollutants in zirconium-hafnium forming process wastewater introduced into a POTW shall not exceed the following values:

- (a) *Rolling spent neat oils—subpart I—PSES.* There shall be no discharge of process wastewater pollutants.

- (b) *Drawing spent lubricants—subpart I—PSES.* There shall be no discharge of process wastewater pollutants.

- (c) *Extrusion spent emulsion—subpart I—PSES.* There shall be no discharge of process wastewater pollutants.

- (d) *Extrusion press hydraulic fluid leakage.*

SUBPART I—PSES

Pollutant or pollutant property	Maximum for any 1 day	Maximum for monthly average
	mg/off-kg (pounds per million off-pounds) of zirconium-hafnium extruded	
Chromium	0.104	0.043
Cyanide	0.069	0.029
Nickel	0.455	0.301
Ammonia	31.6	13.9
Fluoride	14.1	6.26

(e) *Swaging spent neat oils—subpart I—PSES.* There shall be no discharge of process wastewater pollutants.

(f) *Heat treatment contact cooling water.*

SUBPART I—PSES

Pollutant or pollutant property	Maximum for any 1 day	Maximum for monthly average
	mg/off-kg (pounds per million off-pounds) of zirconium-hafnium heat treated	
Chromium	0.015	0.006
Cyanide	0.010	0.004
Nickel	0.066	0.044
Ammonia	4.57	2.01
Fluoride	2.04	0.906

(g) *Tube Reducing Spent Lubricant—subpart I—PSES.* (1) There shall be no discharge of process wastewater pollutants except as provided under paragraph (g)(2) of this section.

(2) Process wastewater pollutants may be discharged, with no allowance for any pollutants discharged, provided the facility owner or operator demonstrates, on the basis of analytical methods set forth in or approved pursuant to 40 CFR part 136, that the concentrations of nitrosamine compounds in the wastewater discharged from the tube reducing process do not exceed 0.050 mg/l of N-nitrosodimethylamine, 0.020 mg/l of N-nitrosodiphenylamine, and 0.020 mg/l of N-nitrosodi-n-propylamine.

(3) The demonstration required under paragraph (g)(2) of this section shall be made once per month until the demonstration has been made for all three nitrosamine compounds for six consecutive months, after which time the demonstration may be made once per quarter. If a sample is found to contain any of the foregoing nitrosamine com-

pounds at concentrations greater than those specified in subparagraph (g)(2) of this section, the actions described in paragraph (g)(4) of this section shall be taken, and the demonstration required under subparagraph (g)(2) of this section shall be made once per month until it has been made for all three nitrosamine compounds for six consecutive months.

(4) If sampling results show that any of the foregoing nitrosamine compounds is present in the process wastewater at concentrations greater than those specified in subparagraph (g)(2) of this section, the facility owner or operator shall ensure that, within thirty days of receiving written notification of the sampling results, there is no further discharge of tube reducing spent lubricant wastewater until the owner or operator:

(i) Performs a subsequent analysis which demonstrates that the concentrations of the foregoing nitrosamine compounds do not exceed the levels specified in paragraph (g)(2) of this section; or

(ii) Substitutes a new tube reducing lubricant and thereafter complies with the requirements of paragraph (g)(3) of this section; or

(iii) Determines the source of the pollutant whose concentration exceeded the level specified in paragraph (g)(2) of this section and demonstrates to the satisfaction of the POTW control authority that such source has been eliminated.

(5) The concentration limits specified in paragraph (g)(2) of this section apply at the point of discharge from the tube reducing process. However, sampling after the tube reducing wastewater has been commingled with other wastewaters is permitted if:

(i) Any dilution caused by the other wastewaters is taken into account in determining the appropriate (*i.e.*, lower) allowable discharge concentration; and

(ii) An analytical method of sufficient sensitivity is used to measure the levels of each of the foregoing nitrosamine compounds in the wastewaters being sampled.

(h) *Surface treatment spent baths.*

SUBPART I—PSES

Pollutant or pollutant property	Maximum for any 1 day	Maximum for monthly average
	mg/off-kg (pounds per million off-pounds) of zirconium-hafnium surface treated	
Chromium	0.150	0.061
Cyanide	0.099	0.041
Nickel	0.653	0.432
Ammonia	45.3	20.0
Fluoride	20.0	8.98

(i) *Surface treatment rinse.*

SUBPART I—PSES

Pollutant or pollutant property	Maximum for any 1 day	Maximum for monthly average
	mg/off-kg (pounds per million off-pounds) of zirconium-hafnium surface treated	
Chromium	0.391	0.160
Cyanide	0.258	0.107
Nickel	1.71	1.13
Ammonia	119	52.1
Fluoride	52.9	23.5

(j) *Alkaline cleaning spent baths.*

SUBPART I—PSES

Pollutant or pollutant property	Maximum for any 1 day	Maximum for monthly average
	mg/off-kg (pounds per million off-pounds) of zirconium-hafnium alkaline cleaned	
Chromium	0.704	0.288
Cyanide	0.464	0.192
Nickel	3.07	2.03
Ammonia	214	93.8
Fluoride	95.2	42.3

(k) *Alkaline cleaning rinse.*

SUBPART I—PSES

Pollutant or pollutant property	Maximum for any 1 day	Maximum for monthly average
	mg/off-kg (pounds per million off-pounds) of zirconium-hafnium alkaline cleaned	
Chromium	1.38	0.565
Cyanide	0.911	0.377
Nickel	6.03	3.99
Ammonia	419	184
Fluoride	187	82.9

(l) *Sawing or grinding spent emulsions.*

SUBPART I—PSES

Pollutant or pollutant property	Maximum for any 1 day	Maximum for monthly average
	mg/off-kg (pounds per million off-pounds) of zirconium-hafnium sawed or ground with emulsions	
Chromium	0.124	0.051
Cyanide	0.082	0.034
Nickel	0.540	0.357
Ammonia	37.5	16.50
Fluoride	16.7	7.42

(m) *Wet air pollution control scrubber blowdown—subpart I—PSES.* There shall be no allowance for the discharge or process wastewater pollutants.

(n) *Degreasing spent solvents—subpart I—PSES.* There shall be no discharge of process wastewater pollutants.

(o) *Degreasing rinse—subpart I—PSES.* There shall be no discharge of process wastewater pollutants.

(p) *Molten salt rinse.*

SUBPART I—PSES

Pollutant or pollutant property	Maximum for any 1 day	Maximum for monthly average
	mg/off-kg (pounds per million off-pounds) of zirconium-hafnium treated with molten salt	
Chromium	0.333	0.136
Cyanide	0.220	0.091
Nickel	1.45	0.960
Ammonia	101	44.3
Fluoride	45	20

(q) *Sawing or grinding contact cooling water.*

SUBPART I—PSES

Pollutant or pollutant property	Maximum for any 1 day	Maximum for monthly average
	mg/off-kg (pounds per million off-pounds) of zirconium-hafnium sawed or ground with contact cooling water	
Chromium	0.142	0.058
Cyanide	0.093	0.039
Nickel	0.617	0.408
Ammonia	42.8	18.8
Fluoride	19.1	8.48

(r) *Sawing or grinding rinse.*

Environmental Protection Agency

§ 471.95

SUBPART I—PSES

Pollutant or pollutant property	Maximum for any 1 day	Maximum for monthly average
	mg/off-kg (pounds per million off-pounds) of sawed or ground zirconium-hafnium rinsed	
Chromium	0.079	0.033
Cyanide	0.052	0.022
Nickel	0.346	0.229
Ammonia	24	10.6
Fluoride	10.7	4.75

(s) *Sawing or grinding spent neat oils—subpart I—PSES.* There shall be no discharge of process wastewater pollutants.

(t) *Inspection and testing wastewater.*

SUBPART I—PSES

Pollutant or pollutant property	Maximum for any 1 day	Maximum for monthly average
	mg/off-kg (pounds per million off-pounds) of zirconium-hafnium tested	
Chromium	0.007	0.003
Cyanide	0.005	0.002
Nickel	0.030	0.020
Ammonia	2.06	0.903
Fluoride	0.917	0.407

SUBPART I—PSNS

Pollutant or pollutant property	Maximum for any 1 day	Maximum for monthly average
	mg/off-kg (pounds per million off-pounds) of zirconium-hafnium extruded	
Chromium	0.104	0.043
Cyanide	0.069	0.029
Nickel	0.455	0.301
Ammonia	31.6	13.9
Fluoride	14.1	6.26

(e) *Swaging spent neat oils—subpart I—PSNS.* There shall be no discharge of process wastewater pollutants.

(f) *Heat treatment contact cooling water.*

SUBPART I—PSNS

Pollutant or pollutant property	Maximum for any 1 day	Maximum for monthly average
	mg/off/kg (pounds per million off-pounds) of zirconium-hafnium heat treated	
Chromium	0.015	0.006
Cyanide	0.010	0.004
Nickel	0.066	0.044
Ammonia	4.57	2.01
Fluoride	2.04	0.906—Subpart

(g) *Tube Reducing Spent Lubricant—subpart I—PSNS.* (1) There shall be no

[50 FR 34270, Aug. 23, 1985; 51 FR 2889, Jan. 22, 1986, as amended at 54 FR 11352, Mar. 17, 1989]

§ 471.95 Pretreatment standards for new sources (PSNS).

Except as provided in 40 CFR 403.7, any new source subject to this subpart which introduces pollutants into a publicly owned treatment works must comply with 40 CFR part 403 and achieve the following pretreatment standards for new sources (PSNS). The mass of wastewater shall not exceed the following:

(a) *Rolling spent neat oils—subpart I—PSNS.* There shall be no discharge of process wastewater pollutants.

(b) *Drawing spent lubricants—subpart I—PSNS.* There shall be no discharge of process wastewater pollutants.

(c) *Extrusion spent emulsions—subpart I—PSNS.* There shall be no discharge of process wastewater pollutants.

(d) *Extrusion press hydraulic fluid leakage.*

§ 471.95

40 CFR Ch. I (7–1–21 Edition)

discharge of process wastewater pollutants except as provided under paragraph (g)(2) of this section.

(2) Process wastewater pollutants may be discharged, with no allowance for any pollutants discharged, provided the facility owner or operator demonstrates, on the basis of analytical methods set forth in or approved pursuant to 40 CFR part 136, that the concentrations of nitrosamine compounds in the wastewater discharged from the tube reducing process do not exceed 0.050 mg/l of N-nitrosodimethylamine, 0.020 mg/l of N-nitrosodiphenylamine, and 0.020 mg/l of N-nitrosodi-n-propylamine.

(3) The demonstration required under subparagraph (g)(2) of this section shall be made once per month until the demonstration has been made for all three nitrosamine compounds for six consecutive months, after which time the demonstration may be made once per quarter. If a sample is found to contain any of the foregoing nitrosamine compounds at concentrations greater than those specified in subparagraph (g)(2) of this section, the actions described in paragraph (g)(4) of this section shall be taken, and the demonstration required under paragraph (g)(2) shall be made once per month until it has been made for all three nitrosamine compounds for six consecutive months.

(4) If sampling results show that any of the foregoing nitrosamine compounds is present in the process wastewater at concentrations greater than those specified in subparagraph (g)(2) of this section, the facility owner or operator shall ensure that, within thirty days of receiving written notification of the sampling results, there is no further discharge of tube reducing spent lubricant wastewater until the owner or operator:

(i) Performs a subsequent analysis which demonstrates that the concentrations of the foregoing nitrosamine compounds do not exceed the levels specified in paragraph (g)(2) of this section; or

(ii) Substitutes a new tube reducing lubricant and thereafter complies with the requirements of paragraph (g)(3) of this section; or

(iii) Determines the source of the pollutant whose concentration exceeded the level specified in paragraph (g)(2) of this section and demonstrates to the satisfaction of the POTW control authority that such source has been eliminated.

(5) The concentration limits specified in paragraph (g)(2) of this section apply at the point of discharge from the tube reducing process. However, sampling after the tube reducing wastewater has been commingled with other wastewaters is permitted if:

(i) Any dilution caused by the other wastewaters is taken into account in determining the appropriate (*i.e.*, lower) allowable discharge concentration; and

(ii) An analytical method of sufficient sensitivity is used to measure the levels of each of the foregoing nitrosamine compounds in the wastewaters being sampled.

(h) *Surface treatment spent baths.*

SUBPART I—PSNS

Pollutant or pollutant property	Maximum for any 1 day	Maximum for monthly average
	mg/off/kg (pounds per million off-pounds) of zirconium-hafnium surface treated	
Chromium	0.150	0.061
Cyanide	0.099	0.041
Nickel	0.653	0.432
Ammonia	45.3	20
Fluoride	20	8.98

(i) *Surface treatment rinse.*

SUBPART I—PSNS

Pollutant or pollutant property	Maximum for any 1 day	Maximum for monthly average
	mg/off/kg (pounds per million off-pounds) of zirconium-hafnium surface treated	
Chromium	0.391	0.160
Cyanide	0.258	0.107
Nickel	1.71	1.13
Ammonia	119	52.1
Fluoride	52.9	23.5

(j) *Alkaline cleaning spent baths.*

Environmental Protection Agency

§ 471.95

SUBPART I—PSNS

Pollutant or pollutant property	Maximum for any 1 day	Maximum for monthly average
	mg/off-kg (pounds per million off-pounds) of zirconium-hafnium alkaline cleaned	
Chromium	0.704	0.288
Cyanide	0.464	0.192
Nickel	3.07	2.03
Ammonia	214	93.8
Fluoride	95.2	42.3

(k) *Alkaline cleaning rinse.*

SUBPART I—PSNS

Pollutant or pollutant property	Maximum for any 1 day	Maximum for monthly average
	mg/off-kg (pounds per million off-pounds) of zirconium-hafnium alkaline cleaned	
Chromium	1.38	0.565
Cyanide	0.911	0.377
Nickel	6.03	3.99
Ammonia	419	184
Fluoride	187	82.9

(l) *Sawing or grinding spent emulsions.*

SUBPART I—PSNS

Pollutant or pollutant property	Maximum for any 1 day	Maximum for monthly average
	mg/off-kg (pounds per million off-pounds) of zirconium-hafnium sawed or ground with emulsions	
Chromium	0.124	0.051
Cyanide	0.082	0.034
Nickel	0.540	0.357
Ammonia	37.5	16.50
Fluoride	16.7	7.42

(m) *Wet air pollution control scrubber blowdown—subpart I—PSNS.* There shall be no allowance for the discharge of process wastewater pollutants.

(n) *Degreasing spent solvents—subpart I—PSNS.* There shall be no discharge of process wastewater pollutants.

(o) *Degreasing rinse—subpart I—PSNS.* There shall be no discharge of process wastewater pollutants.

(p) *Molten salt rinse.*

SUBPART I—PSNS

Pollutant or pollutant property	Maximum for any 1 day	Maximum for monthly average
	mg/off-kg (pounds per million off-pounds) of zirconium-hafnium rinsed following molten salt treatment	
Chromium	0.333	0.136
Cyanide	0.220	0.091
Nickel	1.45	0.960
Ammonia	101	44.3
Fluoride	45.0	20.0

(q) *Sawing or grinding contact cooling water.*

SUBPART I—PSNS

Pollutant or pollutant property	Maximum for any 1 day	Maximum for monthly average
	mg/off-kg (pounds per million off-pounds) of zirconium-hafnium sawed or ground with contact cooling water	
Chromium	0.142	0.058
Cyanide	0.093	0.039
Nickel	0.617	0.408
Ammonia	42.8	18.8
Fluoride	19.1	8.48

(r) *Sawing or grinding rinse.*

SUBPART I—PSNS

Pollutant or pollutant property	Maximum for any 1 day	Maximum for monthly average
	mg/off-kg (pounds per million off-pounds) of sawed or ground zirconium-hafnium rinsed	
Chromium	0.079	0.033
Cyanide	0.052	0.022
Nickel	0.346	0.229
Ammonia	24.0	10.6
Fluoride	10.7	4.75

(s) *Sawing or grinding spent neat oils—subpart I—PSNS.* There shall be no discharge of process wastewater pollutants.

(t) *Inspection and testing wastewater.*

§ 471.96

SUBPART I—PSNS

Pollutant or pollutant property	Maximum for any 1 day	Maximum for monthly average
	mg/off-kg (pounds per million off-pounds) of zirconium-hafnium tested	
Chromium	0.007	0.003
Cyanide	0.005	0.002
Nickel	0.030	0.020
Ammonia	2.06	0.903
Fluoride	0.917	0.407

[50 FR 34270, Aug. 23, 1985; 51 FR 2889, Jan. 22, 1986, as amended at 54 FR 11352, Mar. 17, 1989]

§ 471.96 Effluent limitations representing the degree of effluent reduction attainable by the application of the best conventional pollutant control technology (BCT). [Reserved]

Subpart J—Metals Powders Subcategory

§ 471.100 Applicability; description of the powder metals subcategory.

This subpart applies to discharges of pollutants to waters of the United States, and introductions of pollutants into publicly owned treatment works from the process operations of the metal powders subcategory.

§ 471.101 Effluent limitations representing the degree of effluent reduction attainable by the application of the best practicable control technology currently available (BPT).

Except as provided in 40 CFR 125.30 through 125.32, any existing point source subject to this subpart must achieve the following effluent limitations for the process operations representing the degree of effluent reduction attainable by the application of the best practicable control technology currently available (BPT):

(a) *Metal powder production atomization wastewater.*

40 CFR Ch. I (7–1–21 Edition)

SUBPART J—BPT

Pollutant or pollutant property	Maximum for any 1 day	Maximum for monthly average
	mg/off-kg (pounds per million off-pounds) of powder wet atomized	
Copper	9.58	5.04
Cyanide	1.46	0.605
Lead	2.12	1.01
Oil and grease	101	60.5
TSS	207	98.3
pH	(¹)	(¹)

¹ Within the range of 7.5 to 10.0 at all times.

(b) *Sizing spent emulsion.*

SUBPART J—BPT

Pollutant or pollutant property	Maximum for any 1 day	Maximum for monthly average
	mg/off-kg (pounds per million off-pounds) of powder sized	
Copper	0.028	0.015
Cyanide	0.004	0.002
Lead	0.006	0.003
Oil and grease	0.292	0.175
TSS	0.599	0.285
pH	(¹)	(¹)

¹ Within the range of 7.5 to 10.0 at all times.

(c) *Oil-resin impregnation wastewater—subpart J—BPT.* There shall be no discharge of process wastewater pollutants.

(d) *Steam treatment wet air pollution control scrubber blowdown.*

SUBPART J—BPT

Pollutant or pollutant property	Maximum for any 1 day	Maximum for monthly average
	mg/off-kg (pounds per million off-pounds) of power metal-lurgy parts steam treated	
Copper	1.51	0.792
Cyanide	0.230	0.095
Lead	0.333	0.159
Oil and grease	15.9	9.51
TSS	32.5	15.5
pH	(¹)	(¹)

¹ Within the range of 7.5 to 10.0 at all times.

(e) *Tumbling, burnishing and cleaning wastewater.*

Environmental Protection Agency

§ 471.102

SUBPART J—BPT

Pollutant or pollutant property	Maximum for any 1 day	Maximum for monthly average
	mg/off-kg (pounds per million off-pounds) of powder metallurgy parts tumbled, burnished, or cleaned	
Copper	8.36	4.40
Cyanide	1.28	0.528
Lead	1.85	0.880
Oil and grease	88.0	52.800
TSS	181	85.8
pH	(¹)	(¹)

¹ Within the range of 7.5 to 10.0 at all times.

(f) *Sawing or grinding spent neat oils—subpart J—BPT.* There shall be no discharge of process wastewater pollutants.

(g) *Sawing or grinding spent emulsion.*

SUBPART J—BPT

Pollutant or pollutant property	Maximum for any 1 day	Maximum for monthly average
	mg/off-kg (pounds per million off-pounds) of powder metallurgy parts sawed or ground with emulsion	
Copper	0.035	0.018
Cyanide	0.005	0.002
Lead	0.008	0.004
Oil and grease	0.362	0.217
TSS	0.742	0.353
pH	(¹)	(¹)

¹ Within the range of 7.5 to 10.0 at all times.

(h) *Sawing or grinding contact cooling water.*

SUBPART J—BPT

Pollutant or pollutant property	Maximum for any 1 day	Maximum for monthly average
	mg/off-kg (pounds per million off-pounds) of powder metallurgy parts sawed or ground with contact cooling	
Copper	3.08	1.62
Cyanide	0.470	0.195
Lead	0.681	0.324
Oil and grease	32.4	19.5
TSS	66.4	31.6
pH	(¹)	(¹)

¹ Within the range of 7.5 to 10.0 at all times.

(i) *Hot pressing contact cooling water.*

SUBPART J—BPT

Pollutant or pollutant property	Maximum for any 1 day	Maximum for monthly average
	mg/off-kg (pounds per million off-pounds) of powder cooled after pressing	
Copper	16.7	8.80
Cyanide	2.55	1.06
Lead	3.70	1.76
Oil and grease	176	106
TSS	361	172
pH	(¹)	(¹)

¹ Within the range of 7.5 to 10.0 at all times.

(j) *Mixing wet air pollution control scrubber blowdown.*

SUBPART J—BPT

Pollutant or pollutant property	Maximum for any 1 day	Maximum for monthly average
	mg/off-kg (pounds per million off-pounds) of powder mixed	
Copper	15.0	7.90
Cyanide	2.29	0.948
Lead	3.32	1.58
Oil and grease	158	94.8
TSS	324	154
pH	(¹)	(¹)

¹ Within the range of 7.5 to 10.0 at all times.

(k) *Degreasing spent solvents—subpart J—BPT.* There shall be no discharge of process wastewater pollutants.

[50 FR 34270, Aug. 23, 1985; 51 FR 2889, Jan. 22, 1986]

§ 471.102 Effluent limitations representing the degree of effluent reduction attainable by the application of the best available technology economically achievable (BAT).

Except as provided in 40 CFR 125.30 through 125.32, any existing point source subject to this subpart must achieve the following effluent limitations representing the degree of effluent reduction attainable by the application of the best available technology economically achievable (BAT):

(a) *Metal powder production atomization wastewater.*

§ 471.102

SUBPART J—BAT

Pollutant or pollutant property	Maximum for any 1 day	Maximum for monthly average
	mg/off-kg (pounds per million off-pounds) of powder wet atomized	
Copper	9.58	5.04
Cyanide	1.46	0.605
Lead	2.12	1.01

(b) *Sizing spent emulsions.*

SUBPART J—BAT

Pollutant or pollutant property	Maximum for any 1 day	Maximum for monthly average
	mg/off-kg (pounds per million off-pounds) or powder sized	
Copper	0.028	0.015
Cyanide	0.004	0.002
Lead	0.006	0.003

(c) *Oil-resin impregnation wastewater—subpart J—BAT.* There shall be no discharge of process wastewater pollutants.

(d) *Steam treatment wet air pollution control scrubber blowdown.*

SUBPART J—BAT

Pollutant or pollutant property	Maximum for any 1 day	Maximum for monthly average
	mg/off-kg (pounds per million off-pounds) of powder metallurgy parts steam treated	
Copper	1.51	0.792
Cyanide	0.230	0.095
Lead	0.333	0.159

(e) *Tumbling, burnishing and cleaning wastewater.*

SUBPART J—BAT

Pollutant or pollutant property	Maximum for any 1 day	Maximum for monthly average
	mg/off-kg (pounds per million off-pounds) of powder metallurgy parts tumbled, burnished, or cleaned	
Copper	8.36	4.40
Cyanide	1.28	0.528
Lead	1.850	0.880

(f) *Sawing or grinding spent neat oils—subpart J—BAT.* There shall be no dis-

40 CFR Ch. I (7–1–21 Edition)

charge of process wastewater pollutants.

(g) *Sawing or grinding spent emulsions.*

SUBPART J—BAT

Pollutant or pollutant property	Maximum for any 1 day	Maximum for monthly average
	mg/off-kg (pounds per million off-pounds) of powder metallurgy parts sawed or ground with emulsions	
Copper	0.0035	0.018
Cyanide	0.005	0.002
Lead	0.008	0.004

(h) *Sawing or grinding contact cooling water.*

SUBPART J—BAT

Pollutant or pollutant property	Maximum for any 1 day	Maximum for monthly average
	mg/off-kg (pounds per million off-pounds) of powder sawed or ground with contact cooling	
Copper	3.08	1.62
Cyanide	0.470	0.195
Lead	0.681	0.324

(i) *Hot pressing contact cooling water.*

SUBPART J—BAT

Pollutant or pollutant property	Maximum for any 1 day	Maximum for monthly average
	mg/off-kg (pounds per million off-pounds) of powder cooled after pressing	
Copper	16.7	8.80
Cyanide	2.55	1.06
Lead	3.70	1.760

(j) *Mixing wet air pollution control scrubber blowdown.*

SUBPART J—BAT

Pollutant or pollutant property	Maximum for any 1 day	Maximum for monthly average
	mg/off-kg (pounds per million off-pounds) of powder mixed	
Copper	15.0	7.90
Cyanide	2.29	0.948
Lead	3.32	1.58

Environmental Protection Agency

§ 471.103

(k) *Degreasing spent solvents—subpart J—BAT.* There shall be no discharge of process wastewater pollutants.

[50 FR 34270, Aug. 23, 1985; 51 FR 2889, Jan. 22, 1986]

§ 471.103 New source performance standards (NSPS).

Any new source subject to this subpart must achieve the following new source performance standards (NSPS). The mass of pollutants in the metal powder process wastewater shall not exceed the following values:

(a) *Metal powder production atomization wastewater.*

SUBPART J—NSPS

Pollutant or pollutant property	Maximum for any 1 day	Maximum for monthly average
	mg/off-kg (pounds per million off-pounds) of powder wet atomized	
Copper	9.58	5.04
Cyanide	1.46	0.605
Lead	2.12	1.01
Oil and grease	101	60.5
TSS	207	98.3
pH	(¹)	(¹)

¹ Within the range of 7.5 to 10.0 at all times.

(b) *Sizing spent emulsions.*

SUBPART J—NSPS

Pollutant or pollutant property	Maximum for any 1 day	Maximum for monthly average
	mg/off-kg (pounds per million off-pounds) of powder sized	
Copper	0.028	0.015
Cyanide	0.004	0.002
Lead	0.006	0.003
Oil and grease	0.292	0.175
TSS	0.599	0.285
pH	(¹)	(¹)

¹ Within the range of 7.5 to 10.0 at all times.

(c) *Oil-resin impregnation wastewater—subpart J—NSPS.* There shall be no discharge of process wastewater pollutants.

(d) *Steam treatment wet air pollution control scrubber blowdown.*

SUBPART J—NSPS

Pollutant or pollutant property	Maximum for any 1 day	Maximum for monthly average
	mg/off-kg (pounds per million off-pounds) of powder metallurgy parts steam treated	
Copper	0.151	0.079
Cyanide	0.023	0.010
Lead	0.033	0.016
Oil and grease	1.59	0.951
TSS	3.25	1.55
pH	(¹)	(¹)

¹ Within the range of 7.5 to 10.0 at all times.

(e) *Tumbling, burnishing and cleaning wastewater.*

SUBPART J—NSPS

Pollutant or pollutant property	Maximum for any 1 day	Maximum for monthly average
	mg/off-kg (pounds per million off-pounds) of powder metallurgy parts tumbled, burnished, or cleaned	
Copper	0.836	0.440
Cyanide	0.128	0.053
Lead	0.185	0.088
Oil and grease	8.80	5.28
TSS	18.1	8.58
pH	(¹)	(¹)

¹ Within the range of 7.5 to 10.0 at all times.

(f) *Sawing or grinding spent neat oils—subpart J—NSPS.* There shall be no discharge of process wastewater pollutants.

(g) *Sawing or grinding spent emulsions.*

SUBPART J—NSPS

Pollutant or pollutant property	Maximum for any 1 day	Maximum for monthly average
	mg/off-kg (pounds per million off-pounds) of powder metallurgy parts sawed or ground with emulsions	
Copper	0.035	0.018
Cyanide	0.005	0.002
Lead	0.008	0.004
Oil and grease	0.362	0.217
TSS	0.742	0.353
pH	(¹)	(¹)

¹ Within the range of 7.5 to 10.0 at all times.

(h) *Sawing or grinding contact cooling water.*

SUBPART J—NSPS

Pollutant or pollutant property	Maximum for any 1 day	Maximum for monthly average
	mg/off-kg (pounds per million off-pounds) of powder sawed or ground with contact cooling water	
Copper	3.08	1.62
Cyanide	0.470	0.195
Lead	0.681	0.324
Oil and grease	32.4	19.5
TSS	66.4	31.6
pH	(¹)	(¹)

¹ Within the range of 7.5 to 10.0 at all times.(i) *Hot pressing contact cooling water.*

SUBPART J—NSPS

Pollutant or pollutant property	Maximum for any 1 day	Maximum for monthly average
	mg/off-kg (pounds per million off-pounds) of powder cooled after pressing	
Copper	1.67	0.880
Cyanide	0.255	0.106
Lead	0.370	0.176
Oil and grease	17.6	10.6
TSS	36.1	17.2
pH	(¹)	(¹)

¹ Within the range of 7.5 to 10.0 at all times.(j) *Mixing wet air pollution control scrubber blowdown.*

SUBPART J—NSPS

Pollutant or pollutant property	Maximum for any 1 day	Maximum for monthly average
	mg/off-kg (pounds per million off-pounds) of powder mixed	
Copper	15.0	7.90
Cyanide	2.29	0.948
Lead	3.32	1.58
Oil and grease	158	94.8
TSS	324	154
pH	(¹)	(¹)

¹ Within the range of 7.5 to 10.0 at all times.(k) *Degreasing spent solvents—subpart J—NSPS.* There shall be no discharge of process wastewater pollutants.

[50 FR 34270, Aug. 23, 1985; 51 FR 2889, Jan. 22, 1986]

§ 471.104 Pretreatment standards for existing sources (PSES).

Except as provided in 40 CFR 403.7 and 403.13, any existing source subject to this subpart which introduces pol-

lutants into a publicly owned treatment works must comply with 40 CFR part 403 and by August 23, 1988 achieve the following pretreatment standards for existing sources (PSES). The mass of wastewater pollutants in metal powders process wastewater introduced into a POTW shall not exceed the following values:

(a) *Metal powder production atomization wastewater.*

SUBPART J—PSES

Pollutant or pollutant property	Maximum for any 1 day	Maximum for monthly average
	mg/off-kg (pounds per million off-pounds) of powder wet atomized	
Copper	9.58	5.040
Cyanide	1.46	0.605
Lead	2.12	1.01

(b) *Sizing spent emulsions.*

SUBPART J—PSES

Pollutant or pollutant property	Maximum for any 1 day	Maximum for monthly average
	mg/off-kg (pounds per million off-pounds) of powder sized	
Copper	0.028	0.015
Cyanide	0.004	0.002
Lead	0.006	0.003

(c) *Oil-resin impregnation wastewater—subpart J—PSES.*(d) *Steam treatment wet air pollution control scrubber blowdown.*

SUBPART J—PSES

Pollutant or pollutant property	Maximum for any 1 day	Maximum for monthly average
	mg/off-kg (pounds per million off-pounds) of powder metallurgy part steam treated	
Copper	1.51	0.792
Cyanide	0.230	0.095
Lead	0.333	0.159

(e) *Tumbling, burnishing and cleaning wastewater.*

Environmental Protection Agency

§ 471.105

SUBPART J—PSES

Pollutant or pollutant property	Maximum for any 1 day	Maximum for monthly average
	mg/off-kg (pounds per million off-pounds) of powder metallurgy parts tumbled, burnished, or cleaned	
Copper	8.36	4.40
Cyanide	1.28	0.528
Lead	1.85	0.880

(f) *Sawing or grinding spent neat oils—subpart J—PSES.* There shall be no discharge of process wastewater pollutants.

(g) *Sawing or grinding spent emulsions.*

SUBPART J—PSES

Pollutant or pollutant property	Maximum for any 1 day	Maximum for monthly average
	mg/off-kg (pounds per million off-pounds) of powder metallurgy parts sawed or ground with emulsions	
Copper	0.035	0.018
Cyanide	0.005	0.002
Lead	0.008	0.004

(h) *Sawing or grinding contact cooling water.*

SUBPART J—PSES

Pollutant or pollutant property	Maximum for any 1 day	Maximum for monthly average
	mg/off-kg (pounds per million off-pounds) of powder sawed or ground with contact cooling water	
Copper	3.08	1.62
Cyanide	0.470	0.195
Lead	0.681	0.324

(i) *Hot pressing contact cooling water.*

SUBPART J—PSES

Pollutant or pollutant property	Maximum for any 1 day	Maximum for monthly average
	mg/off-kg (pounds per million off-pounds) of powder cooled after pressing	
Copper	16.7	8.80
Cyanide	2.55	1.06
Lead	3.70	1.76

(j) *Mixing wet air pollution control scrubber blowdown.*

SUBPART J—PSES

Pollutant or pollutant property	Maximum for any 1 day	Maximum for monthly average
	mg/off-kg (pounds per million off-pounds) of powder mixed	
Copper	15.0	7.90
Cyanide	2.29	0.948
Lead	3.32	1.58

(k) *Degreasing spent solvents—subpart J—PSES.* There shall be no discharge of process wastewater pollutants.

[50 FR 34270, Aug. 23, 1985; 51 FR 2889, Jan. 22, 1986]

§ 471.105 Pretreatment standards for new sources (PSNS).

Except as provided in 40 CFR 403.7, any new source subject to this subject which introduces pollutants into a publicly owned treatment works must comply with 40 CFR part 403 and achieve the following pretreatment standards for new sources. The mass of wastewater pollutants in metal powders process wastewater introduced into a POTW shall not exceed the following values:

(a) *Metal powder production atomization wastewater.*

SUBPART J—PSNS

Pollutant or pollutant property	Maximum for any 1 day	Maximum for monthly average
	mg/off-kg (pounds per million off-pounds) of powder wet atomized	
Copper	9.58	5.04
Cyanide	1.46	0.605
Lead	2.12	1.01

(b) *Sizing spent emulsions.*

SUBPART J—PSNS

Pollutant or pollutant property	Maximum for any 1 day	Maximum for monthly average
	mg/off-kg (pounds per million off-pounds) of powder sized	
Copper	0.028	0.015
Cyanide	0.004	0.002
Lead	0.006	0.003

§ 471.106

(c) *Oil-resin impregnation wastewater—subpart J—PSNS.* There shall be no discharge of process wastewater pollutants.

(d) *Steam treatment wet air pollution control scrubber blowdown.*

SUBPART J—PSNS

Pollutant or pollutant property	Maximum for any 1 day	Maximum for monthly average
	mg/off-kg (pounds per million off-pounds) of powder metallurgy parts steam treated	
Copper	0.151	0.079
Cyanide	0.023	0.010
Lead	0.033	0.016

(e) *Tumbling, burnishing and cleaning wastewater.*

SUBPART J—PSNS

Pollutant or pollutant property	Maximum for any 1 day	Maximum for monthly average
	mg/off-kg (pounds per million off-pounds) of powder metallurgy parts tumbled, burnished, or cleaned	
Copper	0.836	0.440
Cyanide	0.128	0.053
Lead	0.185	0.088

(f) *Sawing or grinding spent neat oils—subpart J—PSNS.* There shall be no discharge of process wastewater pollutants.

(g) *Sawing or grinding spent emulsions.*

SUBPART J—PSNS

Pollutant or pollutant property	Maximum for any 1 day	Maximum for monthly average
	mg/off-kg (pounds per million off-pounds) of powder metallurgy parts sawed or ground with emulsions	
Copper	0.035	0.018
Cyanide	0.005	0.002
Lead	0.008	0.004

(h) *Sawing or grinding contact cooling water.*

40 CFR Ch. I (7–1–21 Edition)

SUBPART J—PSNS

Pollutant or pollutant property	Maximum for any 1 day	Maximum for monthly average
	mg/off-kg (pounds per million off-pounds) of powder sawed or ground with contact cooling water	
Copper	3.08	1.620
Cyanide	0.470	0.195
Lead	0.681	0.324

(i) *Hot pressing contact cooling water.*

SUBPART J—PSNS

Pollutant or pollutant property	Maximum for any 1 day	Maximum for monthly average
	mg/off-kg (pounds per million off-pounds) of powder cooled after pressing	
Copper	1.67	0.880
Cyanide	0.255	0.106
Lead	0.370	0.176

(j) *Mixing wet air pollution control scrubber blowdown.*

SUBPART J—PSNS

Pollutant or pollutant property	Maximum for any 1 day	Maximum for monthly average
	mg/off-kg (pounds per million off-pounds) of powder mixed	
Copper	15.0	7.90
Cyanide	2.29	0.948
Lead	3.32	1.58

(k) *Degreasing spent solvents—subpart J—PSNS.* There shall be no discharge of process wastewater pollutants.

[50 FR 34270, Aug. 23, 1985; 51 FR 2889, Jan. 22, 1986]

§ 471.106 Effluent limitations representing the degree of effluent reduction attainable by the application of the best conventional pollutant control technology (BCT). [Reserved]

SUBCHAPTER O—SEWAGE SLUDGE

PART 501—STATE SLUDGE MANAGEMENT PROGRAM REGULATIONS

Subpart A—Purpose, Scope and General Program Requirements

Sec.

501.1 Purpose and scope.

501.2 Definitions.

501.3 Coordination with other programs.

Subpart B—Development and Submission of State Programs

501.11 Elements of a sludge management program submission.

501.12 Program description.

501.13 Attorney General's statement.

501.14 Memorandum of Agreement with the Regional Administrator.

501.15 Requirements for permitting.

501.16 Requirements for compliance evaluation programs.

501.17 Requirements for enforcement authority.

501.18 Prohibition.

501.19 Sharing of information.

501.20 Receipt and use of federal information.

501.21 Program reporting to EPA.

501.22 Requirements for eligibility of Indian Tribes.

501.23 Request by an Indian Tribe for a determination of eligibility.

501.24 Procedures for processing an Indian Tribe's application.

501.25 Provisions for Tribal criminal enforcement authority.

Subpart C—Program Approval, Revision and Withdrawal

501.31 Review and approval procedures.

501.32 Procedures for revision of State programs.

501.33 Criteria for withdrawal of State programs.

501.34 Procedures for withdrawal of State programs.

AUTHORITY: 33 U.S.C. 1251 *et seq.*

SOURCE: 54 FR 18786, May 2, 1989, unless otherwise noted.

Subpart A—Purpose, Scope and General Program Requirements

§ 501.1 Purpose and scope.

(a) These regulations are promulgated under the authority of sections

101(e), 405(f), 501(a), and 518(e) of the CWA, and implement the requirements of those sections.

(b) This part specifies the procedures EPA will follow in approving, revising, and withdrawing State sludge management programs under section 405(f), and the requirements State programs must meet to be approved by the Administrator under section 405(f) of CWA. Sludge Management Program submissions may be developed and implemented under any existing or new State authority or authorities as long as they meet the requirements of this part.

(c) Any complete State Sludge Management Program submitted for approval under this part shall have the following as a minimum:

(1) The authority to require compliance by any person who uses or disposes of sewage sludge with standards for sludge use or disposal issued under section 405(d) of the CWA, including compliance by federal facilities;

(2) The authority to issue permits that apply, and ensure compliance with, the applicable requirements of section 405 of the Clean Water Act to any POTW or other treatment works treating domestic sewage, and procedures for issuance of such permits;

(3) Provisions for regulating the use or disposal of sewage sludge by non-permittees;

(4) The authority to take actions to protect public health and the environment from any adverse effects that may occur from toxic pollutants in sewage sludge; and

(5) The authority to abate violations of the State sludge program, including civil and criminal penalties and other ways and means of enforcement. Indian Tribes can satisfy criminal enforcement authority requirements under § 501.25.

(d) In addition, any complete State Sludge Management Program submitted for approval under this part must have authority to regulate all sewage sludge management activities subject to 40 CFR part 503, unless the State is applying for partial sludge program approval in accordance with

§ 501.1

40 CFR Ch. I (7–1–21 Edition)

paragraph (m) of this section. The State sludge management program must include authority to regulate all Federal facilities in the State. Sludge management activities must include as applicable:

- (1) Land application;
- (2) Landfilling in a Municipal Solid Waste Landfill regulated under 40 CFR part 258;
- (3) Incineration;
- (4) Surface disposal; and
- (5) Any other sludge use or disposal practices that may subsequently be regulated by 40 CFR part 503.

(e) The Administrator will approve State programs which conform to the applicable requirements of this part.

(f)(1) Upon approval of a State program, the Administrator will suspend the issuance of federal permits for those activities subject to the approved State program. After program approval EPA will retain jurisdiction over any permits (including general permits) which it has issued unless arrangements have been made with the State in the Memorandum of Agreement for the State to assume responsibility for these permits. Retention of jurisdiction will include the processing of any permit appeals, modification requests, or variance requests; the conduct of inspections, and the receipt and review of self-monitoring reports. If any permit appeal, modification request, or variance request is not finally resolved when the federally issued permit expires, EPA may, with the consent of the State, retain jurisdiction until the matter is resolved.

(2) The procedures outlined in the preceding paragraph (f)(1) of this section for the suspension of permitting authority and transfer of existing permits will also apply when EPA approves an Indian Tribe's application to operate a State sludge management program and a State was the authorized permitting authority under § 501.13 for sludge management activities within the scope of the newly approved program. The authorized State will retain jurisdiction over its existing permits as described in paragraph (f)(1) of this section absent a different arrangement stated in the Memorandum of Agreement executed between EPA and the Tribe.

(g) Notwithstanding approval of a State sludge program, EPA has the authority to take enforcement actions for any violations of this part or sections 405 or 309 of the CWA.

(h) Any State program approved by the Administrator shall at all times be conducted in accordance with the requirements of this part.

(i) Nothing in this part precludes a State or political subdivision thereof, or interstate agency, from adopting or enforcing requirements established by State or local law that are more stringent or more extensive than those required in this part or in any other federal statute or regulation.

(j) Nothing in this part precludes a State from operating a program with a greater scope of coverage than that required under this part. If an approved State program has greater scope of coverage than required by federal law, the additional coverage is not part of the federally approved program.

(k) Sections 106 (a) and (d) of the Marine Protection, Research, and Sanctuaries Act (MPRSA), 33 U.S.C. 1416, generally preclude States from regulating or issuing permits for ocean dumping. Nothing in this regulation is intended to confer on the States the authority to engage in the regulation or permitting of ocean dumping in contravention of the provisions of sections 106 (a) and (d) of the MPRSA.

(l) The Administrator may allow a State sewage sludge management agency to assign portions of its program responsibilities to local agencies, provided that:

(1) No assignment is made to a local agency which owns or operates a POTW or other facility that treats or disposes of sewage sludge;

(2) The program description required by § 501.12 of this part identifies any assignment of program responsibilities to the local agency(ies), describes the capabilities of the local agency to carry out assigned functions, and includes copies of any documents which execute the assignment and an agreement between the State sewage sludge management agency and the local agency(ies) defining their respective program responsibilities;

(3) The Attorney General's State-ment required by § 501.13 of this part

Environmental Protection Agency

§ 501.2

states that any assignment of program responsibilities to the local agency(ies) described in the program description is valid under State law and that State and local law do not otherwise prohibit the local agency(ies) from executing the program responsibilities assigned by the State sewage sludge management agency;

(4) The Memorandum of Agreement (MOA) required by § 501.14 of this part includes adequate provisions for the State sewage sludge management agency's oversight of the program responsibilities assigned to the local agency(ies);

(5) The State sewage sludge management agency retains all responsibility for the program reporting required by § 501.21 of this part and for all other activities required by this part or by the MOA related to EPA oversight of the State's approved program; and

(6) The State sewage sludge management agency retains full authority and ultimate responsibility for administering all aspects of the State's approved program in accordance with the requirements of this part and the MOA.

(m) A State whose sludge management program has not been approved under this part may submit to the Regional Administrator an application for approval of a partial sewage sludge program. The following are the requirements for approval of a partial program:

(1) A partial program submission must constitute a complete management program covering one or more categories of sewage sludge use or disposal. The program must also apply to anyone engaged in the sewage sludge use or disposal practice that is the subject of the partial program. A complete management program is one that provides for the issuance of permits, the monitoring of compliance and, in the event of violations, possible enforcement action.

(2) The partial program submission must also address the following requirements:

(i) The Attorney General's State-ment, in addition to the information required by § 501.13, must clearly explain the jurisdiction of the administering agency or department;

(ii) The program description, in addition to the information required by § 501.12, must explain how the program will operate, including which use and disposal practice(s) the State will cover. The program description must also explain the relationship and coordination between the proposed partial sewage sludge program and that part of the program for which EPA will remain the permitting authority, including a discussion of the division of permitting, enforcement, and compliance monitoring responsibilities between the State and EPA; and

(iii) The Memorandum of Agreement between EPA and the State, in addition to the information required by § 501.14, must set out the responsibilities of EPA and the State in administering the partial program, including specific provisions for transfer of information and determination of which users or disposers of sewage sludge are included in the partial program.

[54 FR 18786, May 2, 1989, as amended at 58 FR 67983, Dec. 22, 1993; 63 FR 45123, Aug. 24, 1998]

§ 501.2 Definitions.

Administrator means the Administrator of the United States Environmental Protection Agency, or an authorized representative.

Approved State program means a State program which has received EPA approval under this part.

Class I sludge management facility means any POTW identified under 40 CFR 403.8(a) as being required to have an approved pretreatment program (including such POTWs located in a State that has elected to assume local program responsibilities pursuant to 40 CFR 403.10(e)) and any other treatment works treating domestic sewage classified as a Class I sludge management facility by the Regional Administrator in conjunction with the State Program Director because of the potential for its sludge use or disposal practices to adversely affect public health or the environment.

CWA means the Clean Water Act (formerly referred to as the Federal Water Pollution Control Act or Federal Water Pollution Control Act Amendments of 1972), Pub. L. 92-500, as amended by Pub. L. 95-217, Pub. L. 95-576, Pub. L.

§ 501.2

40 CFR Ch. I (7–1–21 Edition)

96–483, Pub. L. 97–117, and Pub. L. 100–4, 33 U.S.C. 1251 *et seq.*

Federal Indian reservation means all land within the limits of any Indian reservation under the jurisdiction of the United States Government, notwithstanding the issuance of any patent, and including rights-of-way running through the reservation.

Indian Tribe means any Indian Tribe, band, group, or community recognized by the Secretary of the Interior and exercising governmental authority over a Federal Indian reservation.

Municipality means a city, town, borough, county, parish, district, association, or other public body (including an intermunicipal agency of two or more of the foregoing entities) created under State law (or an Indian tribe or an authorized Indian tribal organization), or a designated and approved management agency under section 208 of the Clean Water Act. This definition includes a special district created under State law such as a water district, sewer district, sanitary district, utility district, drainage district, or similar entity, or an integrated waste management facility as defined in section 201(e) of the CWA, as amended, that has as one of its principal responsibilities the treatment, transport, or disposal of sewage sludge.

Permit means an authorization, license, or equivalent control document issued by EPA or an “approved State program” to implement the requirements of this part.

Person is an individual, association, partnership, corporation, municipality, State or Federal Agency, or an agent or employee thereof.

POTW means a publicly owned treatment works.

Publicly owned treatment works means a treatment works treating domestic sewage that is owned by a municipality or State.

Septage means the liquid and solid material pumped from a septic tank, cesspool, or similar domestic sewage treatment system, or a holding tank, when the system is cleaned or maintained.

Sewage sludge means any solid, semi-solid, or liquid residue removed during the treatment of municipal waste water or domestic sewage. Sewage

sludge includes, but is not limited to, solids removed during primary, secondary or advanced waste water treatment, scum, septage, portable toilet pumpings, Type III Marine Sanitation device pumpings (33 CFR part 159), and sewage sludge products. Sewage sludge does not include grit, screenings, or ash generated during the incineration of sewage sludge.

Standards for sewage sludge use or disposal means the regulations promulgated at 40 CFR part 503 pursuant to section 405(d) of the CWA which govern minimum requirements for sludge quality, management practices, and monitoring and reporting applicable to the generation or treatment of sewage sludge from a treatment works treating domestic sewage or use or disposal of that sewage sludge by any person.

State means a State, the District of Columbia, the Commonwealth of Puerto Rico, the Virgin Islands, Guam, American Samoa, the Trust Territory of the Pacific Islands, and the Commonwealth of the Northern Mariana Islands, and an Indian Tribe as defined in these regulations which meets the requirements of § 501.22.

State Program Director or *Director* means the chief executive officer of the State sewage sludge management agency.

State sewage sludge management agency means the agency designated by the Governor as having the lead responsibility for managing or coordinating the approved State program under this part.

Toxic pollutant means any pollutant listed as toxic under section 307(a)(1) or any pollutant identified in regulations implementing section 405(d) of the CWA.

Treatment works treating domestic sewage means a POTW or any other sewage sludge or wastewater treatment devices or systems, regardless of ownership (including Federal facilities), used in the storage, treatment, recycling, and reclamation of municipal or domestic sewage, including land dedicated for the disposal of sewage sludge. This definition does not include septic tanks or similar devices. For purposes of this definition, “domestic sewage” includes waste and waste water from humans or household operations that

Environmental Protection Agency

§ 501.12

are discharged to or otherwise enter a treatment works.

TWTDS means treatment works treating domestic sewage.

[54 FR 18786, May 2, 1989, as amended at 58 FR 67983, Dec. 22, 1993; 63 FR 45124, Aug. 24, 1998]

§ 501.3 Coordination with other programs.

Issuance of State permits under this part may be coordinated with issuance of RCRA, UIC, NPDES, 404 and other permits whether they are controlled by the State, EPA, or the Corps of Engineers. (See for example 40 CFR 124.4 for procedures for coordinating permit issuance.)

Subpart B—Development and Submission of State Programs

§ 501.11 Elements of a sludge management program submission.

(a) Any State that seeks to administer a program under this part shall submit to the Administrator at least three copies of a program submission. The submission shall contain the following:

(1) A letter from the Governor of the State (or in the case of an Indian Tribe in accordance with § 501.24(b), the Tribal authority exercising powers substantially similar to those of a State Governor) requesting program approval;

(2) A complete program description, as required by § 501.12 describing how the State intends to carry out its responsibilities under this part;

(3) An Attorney General's Statement as required by § 501.13;

(4) A Memorandum of Agreement with the Regional Administrator as required by § 501.14; and

(5) Copies of all applicable State statutes and regulations, including those governing State administrative procedures.

(b)(1) Within 30 days of receipt of a State program submission, EPA will notify the State whether its submission is complete. If it is incomplete, EPA will identify the information needed to complete the program submission.

(2) In the case of an Indian Tribe eligible under § 501.24(b), EPA shall take into consideration the contents of the

Tribe's request submitted under § 501.22, in determining if the program submission required by § 501.11(a) is complete.

(Information collection requirements in paragraph (a) were approved by the Office of Management and Budget under control number 2040-0128)

[54 FR 18786, May 2, 1989, as amended at 58 FR 67983, Dec. 22, 1993; 59 FR 64346, Dec. 14, 1994]

§ 501.12 Program description.

Any State that seeks to administer a program under this part shall submit a description of the program it proposes to administer in lieu of the federal program under State law or under any interstate compact. The program description shall include:

(a) A description in narrative form of the scope, structure, coverage and processes of the State program.

(b) A description (including organization charts) of the organization and structure of the State agency or agencies which will have responsibility for administering the program. If more than one agency is responsible for administration of a program, the responsibilities of each agency, and their procedures for coordination must be set forth, and an agency must be designated as a "lead agency" (*i.e.*, the "State sludge management agency") to facilitate communications between EPA and the State agencies having program responsibility. If the State proposes to administer a program of greater scope of coverage than is required by federal law, the information provided under this paragraph must indicate the resources dedicated to administering the federally required portion of the program. This description must include:

(1) A description of the general duties and the total number of State agency staff carrying out the State program;

(2) An itemization of the estimated costs of establishing and administering the program for the first two years after approval including cost of the personnel described in paragraph (b)(1) of this section, cost of administrative support, and cost of technical support, except where a State is seeking authorization for an established sewage sludge management program that has

§ 501.13

40 CFR Ch. I (7–1–21 Edition)

been in existence for a minimum of two years and is at least as stringent as the program for which the State is seeking authorization; and

(3) An estimate of the sources and amounts of funding for the first two years after approval to meet the costs listed in paragraph (b)(2) of this section, except where a State is seeking authorization for an established sewage sludge management program that has been in existence for a minimum of two years and is at least as stringent as the program for which the State is seeking authorization.

(c) A description of applicable State procedures, including permitting procedures, and any State administrative or judicial review procedures.

(d) Copies of the permit, application, and reporting forms or a description of the procedures the State intends to employ for obtaining information needed to implement its permitting program.

(e) A complete description of the State's compliance tracking and enforcement program (see 40 CFR 501.16 and 501.17).

(f)(1) An inventory of all POTWs and other TWTDS that are subject to regulations promulgated pursuant to 40 CFR part 503 and subject to the State program, which includes:

(i) Name, location, and ownership status (e.g., public, private, federal),

(ii) Sludge use or disposal practice(s),

(iii) Annual sludge production volume, and

(iv) Permit numbers for permits containing sewage sludge requirements, if any, and;

(v) Compliance status.

(2) States may submit either:

(i) Inventories which contain all of the information required by paragraph (f)(1) of this section; or

(ii) A partial inventory with a detailed plan showing how the State will complete the required inventory within five years after approval of its sludge management program under this part.

(g) In the case of Indian Tribes eligible under § 501.24(b), if a State has been authorized by EPA to issue permits on the Federal Indian reservation in accordance with § 501.13, a description of how responsibility for pending permit applications, existing permits, and sup-

porting files will be transferred from the State to the eligible Indian Tribe. To the maximum extent practicable, this should include a Memorandum of Agreement negotiated between the State and the Indian Tribe addressing the arrangements for such transfer.

[54 FR 18786, May 2, 1989, as amended at 58 FR 67984, Dec. 22, 1993; 59 FR 64346, Dec. 14, 1994; 63 FR 45124, Aug. 24, 1998]

§ 501.13 Attorney General's statement.

Any State that seeks to administer a program under this part shall submit a statement from the State Attorney General (or the attorney for those State or interstate agencies which have independent legal counsel) that the laws of the State, or an interstate compact, provide adequate authority to carry out the program described under § 501.12 and to meet the requirements of this part. This statement shall include citations to the specific statutes, administrative regulations, and, where appropriate, judicial decisions which demonstrate adequate authority. State statutes and regulations cited by the State Attorney General or independent legal counsel shall be in the form of lawfully adopted State statutes and regulations at the time the statement is signed and shall be fully effective by the time the program is approved. To qualify as "independent legal counsel" the attorney signing the statement required by this section must have full authority to independently represent the State agency in court on all matters pertaining to the State program. If a State (which is not an Indian Tribe) seeks to carry out the program on Indian lands, the statement shall include an appropriate opinion and analysis of the State's legal authority.

[54 FR 18786, May 2, 1989, as amended at 58 FR 67984, Dec. 22, 1993]

§ 501.14 Memorandum of Agreement with the Regional Administrator.

(a) Any State that seeks to administer a program under this part must submit a Memorandum of Agreement. The Memorandum of Agreement must be executed by the State Program Director and the Regional Administrator and will become effective when approved by the Regional Administrator.

Environmental Protection Agency

§ 501.14

In addition to meeting the requirements of paragraph (b) of this section, the Memorandum of Agreement may include other terms, conditions, or agreements consistent with this part and relevant to the administration and enforcement of the State's regulatory program. The Administrator will not approve any Memorandum of Agreement which contains provisions which restrict EPA's exercise of its oversight responsibility.

(b) The Memorandum of Agreement shall include the following:

(1)(i) Provisions for the prompt transfer from EPA to the State of pending permit applications applicable to the State program (or portion of the State program for which the State seeks approval) and any other information relevant to program operation not already in the possession of the State Director (e.g., support files for permit issuance, compliance reports, etc.). If existing permits are transferred from EPA to the State for administration, the Memorandum of Agreement must contain provisions specifying a procedure for transferring the administration of these permits. If a State lacks the authority to directly administer permits issued by the federal government, a procedure may be established to transfer responsibility for these permits.

(ii) Where a State has been authorized by EPA to issue permits in accordance with § 501.13 on the Federal Indian reservation of the Indian Tribe seeking program approval, provisions describing how the transfer of pending permit applications, permits, and any other information relevant to the program operation not already in the possession of the Indian Tribe (support files for permit issuance, compliance reports, etc.) will be accomplished.

(2) Provisions specifying classes and categories of permit applications, draft permits, and proposed permits that the State will send to the Regional Administrator for review, comment and, where applicable, objection. These provisions must follow the permit review procedures set forth in 40 CFR 123.44.

(3) The Memorandum of Agreement must also specify the extent to which EPA will waive its right to review, ob-

ject to, or comment upon State-issued permits.

(4) Whenever a waiver is granted under paragraph (3) of this section, the Memorandum of Agreement shall contain a statement that the Regional Administrator retains the right to terminate the waiver as to future permit actions, in whole or in part, at any time by sending the State Director written notice of termination.

(5) Provisions specifying the frequency and content of reports, documents and other information which the State is required to submit to EPA. The State shall allow EPA to routinely review State records, reports, and files relevant to the administration and enforcement of the approved program. State reports may be combined with grant reports where appropriate. The procedures shall implement the requirements of § 501.21.

(c) The Memorandum of Agreement must also provide for the following:

(1) The circumstances in which the State must promptly send notices, draft permits, final permits, or related documents to the Regional Administrator; and

(2) Provisions on the State's compliance monitoring and enforcement program, including:

(i) Provisions for coordination of compliance monitoring activities by the State and by EPA. These may specify the basis on which the Regional Administrator will select facilities or activities within the State for EPA inspection; and

(ii) Procedures to assure coordination of enforcement activities.

(3) When appropriate, provisions for joint processing of permits by the State and EPA for facilities or activities which require permits from both EPA and the State under different programs (see for example 40 CFR 124.4).

(4) Provisions for modification of the Memorandum of Agreement in accordance with this part.

(5) Provisions for modification of the Memorandum of Agreement in accordance with this part.

(d) The Memorandum of Agreement, the annual program grant and the State/EPA Agreement should be consistent. If the State/EPA Agreement indicates that a change is needed in the

§ 501.15

40 CFR Ch. I (7–1–21 Edition)

Memorandum of Agreement, the Memorandum of Agreement may be amended through the procedures set forth in this part. The State/EPA Agreement may not override the Memorandum of Agreement.

(The information collection requirements in paragraph (c) of this section have been approved by the Office of Management and Budget under control number 2040-0128)

[54 FR 18786, May 2, 1989, as amended at 58 FR 67984, Dec. 22, 1993; 63 FR 45124, Aug. 24, 1998]

§ 501.15 Requirements for permitting.

(a) *General requirements.* All State programs under this part must have legal authority to implement each of the following provisions and must be administered in conformance with each, except that States are not precluded from omitting or modifying any provisions to impose more stringent requirements:

(1) *Confidentiality of information.* Claims of confidentiality will be denied for the following information:

(i) The name and address of any permit applicant or permittee;

(ii) Permit applications, permits, and sewage sludge data. This includes information submitted on the permit application forms themselves and any attachments used to supply information required by the forms.

(2) *Duration of permits.* (i) NPDES permits issued to treatment works treating domestic sewage pursuant to section 405(f) of the CWA will be effective for a fixed term not to exceed five years.

(ii) Non-NPDES Permits issued to treatment works treating domestic sewage pursuant to section 405(f) of the CWA will be effective for a fixed term not to exceed ten years.

(3) *Schedules of compliance*—(i) *General.* The permit may, when appropriate, specify a schedule of compliance leading to compliance with the CWA and the requirements of this part. Any schedules of compliance under this section must require compliance as soon as possible, but not later than any applicable statutory deadline under the CWA.

(ii) *Interim dates.* If a permit establishes a schedule of compliance which exceeds one year from the date of per-

mit issuance, the schedule must set forth interim requirements and the date for their achievement, as appropriate.

(iii) *Reporting.* The permit must be written to require that no later than 14 days following each interim date and the final date of compliance, the permittee must notify the Director in writing of its compliance or non-compliance with the interim or final requirements, or submit progress reports if paragraph (a)(3)(ii) of this section is applicable.

(4) *Information requirements:* All treatment works treating domestic sewage shall submit to the Director within the time frames established in paragraph (d)(1)(ii) of this section the information listed in paragraphs (a)(4)(i) through (xii) of this section. The Director of an approved state program that chooses to receive electronic documents must satisfy the requirements of 40 CFR part 3—(Electronic reporting).

(b) *Conditions applicable to all permits.* In addition to permit conditions which must be developed on a case-by-case basis in order to meet applicable requirements of 40 CFR part 503, paragraphs (a)(1) through (a)(3) of this section, and permit conditions developed on a case-by-case basis using best professional judgment to protect public health and the environment from the adverse effects of toxic pollutants in sewage sludge, all permits must contain the following permit conditions (or comparable conditions as provided for in the Memorandum of Agreement):

(1) *Duty to comply.* The permittee must comply with all conditions of this permit. Any permit noncompliance constitutes a violation of the Clean Water Act and is grounds for enforcement action; for permit termination, revocation and reissuance, or modification; or denial of a permit renewal application.

(2) *Compliance with sludge standards.* The permittee shall comply with standards for sewage sludge use or disposal established under section 405(d) of the CWA (40 CFR part 503) within the time provided in the regulations that establish such standards, even if this permit has not yet been modified to incorporate the standards.

(3) *CWA penalties.* Section 309 of the Clean Water Act (CWA) sets out penalties applicable to persons who violate the Act's requirements. For example, section 309(d) provides that any person who violates a permit condition implementing sections 301, 302, 306, 307, 308, 318, or 405 of the Clean Water Act is subject to a civil penalty not to exceed \$25,000 per day for each violation. Such violations also may be subject to administrative penalties assessed by the Administrator pursuant to section 309(g) of the CWA. Any person who negligently violates permit conditions implementing sections 301, 302, 306, 307, 308, or 405 of the Clean Water Act is subject to a fine not less than \$2,500 nor more than \$25,000 per day of violation or by imprisonment for not more than 1 year, or both. Any person who knowingly violates a permit condition implementing sections 301, 302, 304, 307, 308, or 405 shall be punished by a fine not less than \$5000 nor more than \$50,000 per day of violation, or by imprisonment for not more than 3 years or both.

(4) *Need to halt or reduce activity not a defense.* It shall not be a defense for a permittee in an enforcement action that it would have been necessary to halt or reduce the permitted activity in order to maintain compliance with the conditions of this permit.

(5) *Duty to mitigate.* The permittee shall take all reasonable steps to minimize or prevent sludge use or disposal in violation of this permit which has a reasonable likelihood of adversely affecting human health or the environment.

(6) *Proper operation and maintenance.* The permittee shall at all times properly operate and maintain all facilities and systems of treatment and control (and related appurtenances) which are installed or used by the permittee to achieve compliance with the conditions of this permit. Proper operation and maintenance also includes adequate laboratory controls and appropriate quality assurance procedures. This provision requires the operation of backup or auxiliary facilities or similar systems which are installed by a permittee only when the operation is necessary to achieve compliance with the conditions of the permit.

(7) *Permit actions.* This permit may be modified, revoked and reissued, or terminated for cause. The filing of a request by the permittee for a permit modification, revocation and reissuance, or termination, or a notification of planned changes or anticipated noncompliance does not stay any permit condition.

(8) *Duty to provide information.* The permittee shall furnish to the Director, within a reasonable time, any information which the Director may request to determine whether cause exists for modifying, revoking and reissuing, or terminating this permit or to determine compliance with this permit. The permittee shall also furnish to the Director, upon request, copies of records required to be kept by this permit.

(9) *Inspection and entry.* The permittee shall allow the Director, or an authorized representative, upon the presentation of credentials and other documents as may be required by law, to:

(i) Enter upon the permittee's premises where a regulated facility or activity is located or conducted, or where records must be kept under the conditions of this permit;

(ii) Have access to and copy, at reasonable times, any records that must be kept under the conditions of this permit;

(iii) Inspect at reasonable times any facilities, equipment (including monitoring and control equipment), practices, or operations regulated or required under this permit; and

(iv) Sample or monitor at reasonable times, for the purposes of assuring permit compliance or as otherwise authorized by the Clean Water Act, any substances, parameters or practices at any location.

(10) *Monitoring and records.* (i) The permittee must monitor and report monitoring results as specified elsewhere in this permit with a frequency dependent on the nature and effect of its sludge use or disposal practices. At a minimum, this will be as required by 40 CFR part 503.

(ii) Samples and measurements taken for the purpose of monitoring shall be representative of the monitored activity. The permittee shall retain records of all monitoring information, copies

of all reports required by this permit, and records of all data used to complete the application for this permit, for a period of at least five years from the date of the sample, measurement, report or application, or longer as required by 40 CFR part 503. This period may be extended by request of the Director at any time.

(iii) Records of monitoring information shall include:

(A) The date, exact place, and time of sampling or measurements;

(B) The individual(s) who performed the sampling or measurements;

(C) The date(s) analyses were performed;

(D) The individual(s) who performed the analyses;

(E) The analytical techniques or methods used; and

(F) The results of such analyses.

(iv) Monitoring must be conducted according to test procedures specified in 40 CFR part 503 or 136 unless other test procedures have been specified in this permit.

(v) The Clean Water Act provides that any person who knowingly falsifies, tampers with, or renders inaccurate any monitoring device or method required to be maintained under this permit shall, upon conviction, be punished for the first conviction by a fine of not more than \$10,000 or by imprisonment for not more than 2 years per violation, or by both. Subsequent convictions for the same offense are punishable by a fine of not more than \$20,000 per day of violation, or imprisonment of not more than 4 years, or both.

(11) *Signatory requirements.* (i) All applications, reports, or information submitted to the Director shall be signed and certified according to the provisions of 40 CFR 122.22.

(ii) The CWA provides that any person who knowingly makes any false statement, representation, or certification in any record or other document submitted or required to be maintained under this permit shall, upon conviction, be punished for the first conviction by a fine of not more than \$10,000 per violation, or by imprisonment for not more than 2 years per violation, or by both. Subsequent convictions shall be punishable by a fine of not more

than \$20,000 per day of violation or by imprisonment of not more than 4 years, or by both.

(12) *Notice requirements*—(i) *Planned changes.* The permittee shall give notice to the Director as soon as possible of any planned physical alterations or additions to the permitted facility, or significant changes planned in the permittee's sludge disposal practice, where such alterations, additions, or changes may justify the application of permit conditions that are different from or absent in the existing permit, including notification of additional disposal sites not reported during the permit application process or not reported pursuant to an approved land application plan.

(ii) *Anticipated noncompliance.* The permittee shall give advance notice to the Director of any planned changes in the permitted facility or activity which may result in noncompliance with permit requirements.

(iii) *Transfers.* This permit is not transferable to any person except after notice to the Director. The Director may require modification or revocation and reissuance of the permit to change the name of the permittee and incorporate such other requirements as may be necessary under the CWA.

(iv) *Other noncompliance reporting.* The permittee shall report all instances of noncompliance. Reports of noncompliance shall be submitted with the permittee's next self monitoring report or earlier, if requested by the Director or if required by an applicable standard for sewage sludge use or disposal or condition of this permit.

(v) *Other information.* Where the permittee becomes aware that it failed to submit any relevant facts in a permit application, or submitted incorrect information in a permit application or in any report to the Director, it shall promptly submit such facts or information.

(13) *Reopener.* If a standard for sewage sludge use or disposal applicable to permittee's use or disposal methods is promulgated under section 405(d) of the CWA before the expiration of this permit, and that standard is more stringent than the sludge pollutant limits or acceptable management practices authorized in this permit, or controls a

pollutant or practice not limited in this permit, this permit may be promptly modified or revoked and reissued to conform to the standard for sludge use or disposal promulgated under section 405(d) of the CWA.

(14) *Duty to reapply.* If the permittee wishes to continue an activity regulated by the this permit after the expiration date of this permit, the permittee must apply for a new permit.

(15) Indian Tribes can satisfy the criminal enforcement authority requirements of this section under § 501.25.

(c) *Permit actions.* All State programs under this part shall have the legal authority to implement the following provisions as a minimum and must be administered in conformance with each.

(1) *Transfer of permits*—(i) *Transfers by modification.* Except as provided in paragraph (ii) of this section, a permit may be transferred by the permittee to a new owner or operator only if the permit has been modified or revoked and reissued to identify the new permittee and incorporate such other requirements as may be necessary to assure compliance with the CWA.

(ii) *Automatic transfers.* As an alternative to transfers under paragraph (c)(1)(i) of this section, the State Director may authorize automatic transfer of any sludge permit to a new permittee if:

(A) The current permittee notifies the Director at least 30 days in advance of the proposed transfer date in paragraph (c)(1)(ii)(B) of this section;

(B) The notice includes a written agreement between the existing and new permittees containing a specific date for transfer of permit responsibility, coverage, and liability between them; and

(C) The Director does not notify the existing permittee and the proposed new permittee of his or her intent to modify or revoke and reissue the permit. If this notice is not received, the transfer is effective on the date specified in the agreement mentioned in paragraph (c)(ii)(B) of this section.

(2) *Modification or revocation and reissuance of permits.* (i) When the Director receives any information (for example, where the Director inspects the

facility, receives information submitted by the permittee as required in the permit, receives a request for modification or revocation and reissuance under § 501.15(d)(2)(i), or conducts a review of the permit file), he or she may determine whether or not one or more of the causes listed in paragraphs (c)(2)(ii) and (iii) of this section for modification or revocation and reissuance or both exist. If cause exists, the Director may modify or revoke and reissue the permit and may request an updated application if necessary. When a permit is modified, only the conditions subject to a modification are reopened. If a permit is revoked and reissued, the entire permit is reopened and subject to revision and the permit is reissued for a new term. A draft permit must be prepared and other procedures in § 501.15(d) followed. If cause does not exist under this section, the Director shall not modify or revoke and reissue the permit.

(ii) *Causes for modification.* The following are causes for modification but not revocation and reissuance of permits except when the permittee requests or agrees.

(A) *Alterations.* There are material and substantial alterations or additions to the permitted facility or activity which occurred after permit issuance which justify the application of permit conditions that are different from or absent in the existing permit.

(B) *Information.* The Director has received new information. Permits may be modified during their terms for this cause only if the information was not available at the time of permit issuance (other than revised regulations, guidance, or test methods) and would have justified the application of different permit conditions at the time of issuance.

(C) *New regulations.* New regulations have been promulgated under section 405(d) of the CWA, or the standards or regulations on which the permit was based have been changed by promulgation of amended standards or regulations or by judicial decision after the permit was issued.

(D) *Compliance schedules.* The Director determines good cause exists for modification of a compliance schedule, such as an Act of God, strike, flood, or

materials shortage or other events over which the permittee has little or no control and for which there is no reasonable available remedy. However, in no case may a compliance schedule be modified to extend beyond an applicable CWA statutory deadline.

(E) *Land application plans.* When required by a permit condition to incorporate a land application plan for beneficial reuse of sewage sludge, to revise an existing land application plan, or to add a land application plan.

(iii) The following are causes to modify or alternatively, revoke and reissue, a permit.

(A) Cause exists for termination under § 501.15(c)(3) and the Director determines that modification or revocation and reissuance is appropriate.

(B) The Director has received notification (as required in the permit, see § 501.15(b)(12)(iii)) of a proposed transfer of the permit.

(3) *Termination of permits.* The following are causes for terminating a permit during its term, or for denying a permit renewal application:

(i) Noncompliance by the permittee with any condition of the permit;

(ii) The permittee's failure in the application or during the permit issuance process to disclose fully all relevant facts, or the permittee's misrepresentation of any relevant facts at any time;

(iii) A determination that the permitted activity endangers human health or the environment and can only be regulated to acceptable levels by permit modification or termination; or

(iv) A change in any condition that requires either a temporary or a permanent reduction or elimination of any activity controlled by the permit.

(d) *Permit procedures.* All State programs approved under this part must have the legal authority to implement, and be administered in accordance with, each of following provisions, unless the Regional Administrator determines that the State program includes comparable or more stringent provisions.

(1) *Application for a permit.* (i) Any TWTDS whose sewage sludge use or disposal method is covered by part 503 and covered under the State program, and who does not have an effective sew-

age sludge permit, must complete, sign, and submit to the Director an application for a permit within the following time frames.

(A) TWTDS with a currently effective NPDES permit must submit the required application information when the next application for NPDES permit renewal is due.

(B) The required application information is listed in 40 CFR 122.21(q).

(C) Other existing TWTDS not addressed under paragraph (d)(1)(i)(A) of this section must submit the information listed in paragraphs (d)(1)(i)(C)(1) through (d)(1)(i)(C)(5) of this section, to the Director within one year after publication of a standard applicable to their sewage sludge use or disposal practices. The Director will determine when such a TWTDS must submit a full permit application.

(1) Name, mailing address and location of the TWTDS;

(2) The operator's name, address, telephone number, ownership status, and status as Federal, State, private, public or other entity;

(3) A description of the sewage sludge use or disposal practices. Unless the sewage sludge meets the ceiling concentrations in 40 CFR 503.13(b)(1), the pollutant concentrations in 40 CFR 503.13(b)(3), the Class A pathogen requirements in 40 CFR 503.32(a), and one of the vector attraction reduction requirements in 40 CFR 503.33(b)(1) through (b)(8), the description must include the name and address of any facility where sewage sludge is sent for treatment or disposal, and the location of any land application sites;

(4) Annual amount of sewage sludge generated, treated, used or disposed (dry weight basis); and

(5) The most recent data the TWTDS may have on the quality of the sewage sludge.

(D) Notwithstanding paragraph (d)(1)(i)(A) or (d)(1)(i)(B) of this section, the Director may require permit applications from any TWTDS at any time if the Director determines that a permit is necessary to protect public health and the environment from any potential adverse effects that may occur from toxic pollutants in sewage sludge.

(E) Any TWTDS that commences operations after promulgation of an applicable standard for sewage sludge use or disposal must submit an application to the Director at least 180 days prior to the date proposed for commencing operations.

(ii) All TWTDS with a currently effective sewage sludge permit must submit a new application at least 180 days before the expiration date of their existing permit.

(iii) The Director will not begin the processing of a permit until the applicant has fully complied with the application requirements for that permit.

(2) *Modification, revocation and reissuance, or termination of permits.* (i) Permits may be modified, revoked and reissued, or terminated either at the request of any interested person (including the permittee) or upon the Director's initiative. However, permits may only be modified, revoked and reissued, or terminated for the reasons specified in § 501.15(c). All requests shall be in writing and shall contain factors or reasons supporting the request.

(ii) If the Director tentatively decides to modify or revoke and reissue a permit he or she shall prepare a draft permit incorporating the proposed changes. The Director may request additional information and, in the case of a modified permit, may require the submission of an updated application. In the case of a revoked and reissued permit, the Director shall require the submission of a new application. If the Director tentatively decides to terminate a permit he or she shall prepare a Notice of Intent to Terminate and follow the public notice and comment procedures outlined in Section 501.15(d)(6).

(3) *Draft permits.* Once an application is complete, the Director shall tentatively decide whether to prepare a draft permit or to deny the application. If the Director decides to prepare a draft permit, he or she shall prepare a draft permit that contains the necessary conditions to implement this part, 40 CFR part 503, and section 405 of the CWA.

(4) *Fact sheets.* A fact sheet must be prepared for every draft permit which the Director finds is the subject of

widespread public interest or raises major issues. The fact sheet will briefly set forth the principal facts and the significant factual, legal, methodological and policy questions considered in preparing the draft permit. The Director will send this fact sheet to the applicant and, on request, to any other person.

(5) *Public notice of permit actions and public comment period.* (i) The Director must give public notice that the following actions have occurred:

(A) A draft permit has been prepared. At least 30 days must be allowed for public comment on the draft permit unless the Director has previously provided for public comment, for example after receipt of the permit application.

(B) A meeting or hearing has been scheduled.

(ii) *Methods.* Public notice of activities described in paragraph (d)(5)(i) of this section must be given in the area affected by these activities by any method reasonably calculated to give actual notice of the action in question to any person affected or requesting notice of the action. Public notice may include publication of a notice in a daily or weekly newspaper within the area affected by the facility or activity, press releases, or any other forum or medium to elicit public participation.

(iii) *Contents—(A) All public notices.* All public notices issued under this part must contain the following minimum information:

(1) Name and address of the office processing the permit action for which notice is being given;

(2) Name and address of the permittee or permit applicant and, if different, of the facility or activity regulated by the permit;

(3) A brief description of the activity described in the permit application (including the inclusion of land application plan, if appropriate);

(4) Name, address and telephone number of a person from whom interested persons may obtain further information, including copies of the draft permit, fact sheet, and the application;

(5) A brief description of the comment procedures required by § 501.15(d)(6) and the time and place of any meeting or hearing that will be

held, including a Statement of procedures to request a meeting or hearing (unless a meeting or hearing has already been scheduled) and other procedures by which the public may participate in the final permit decision; and

(6) Any additional information considered necessary or proper.

(B) *Public notices for meetings or hearings.* In addition to the general public notice described in paragraph (d)(5)(iii)(A) of this section, the public notice of a meeting or hearing must contain the following information:

(1) Date, time and place of the meeting or hearing; and

(2) A brief description of the nature and purpose of the meeting or hearing, including the applicable rules and procedures.

(6) *Public comments and requests for public meetings or hearings.* During the public comment period, any interested person may submit written comments on the draft permit and may request a public meeting or hearing, if no meeting or hearing has already been scheduled. A request for a public meeting or hearing must be in writing and must state the nature of the issues proposed to be raised in the meeting or hearing. All comments will be considered in making the final decision and must be answered as provided in paragraph (d)(8) of this section.

(7) *Public meetings or hearings.* The Director will hold a public meeting or hearing whenever he or she finds, on the basis of requests, a significant degree of public interest in a draft permit. The Director may also hold a public meeting or hearing at his or her discretion, (e.g. where such a hearing might clarify one or more issues involved in the permit decision).

(8) *Response to comments.* At the time a final permit is issued, the Director will issue a response to comments. The response to comments must be available to the public, and must:

(i) Specify which provisions, if any, of the draft permit have been changed in the final permit decision, and the reasons for the change; and

(ii) Briefly describe and respond to all significant comments on the draft permit raised during the public comment period or during any meeting or hearing.

(e) *Optional program provisions.* The following provisions may be included in a State program at the State's option. If the State decides to adopt any of these provisions, they must be no less stringent than the corresponding Federal provisions:

(1) Continuation of expiring permits (40 CFR 122.6);

(2) General permits (40 CFR 122.28);

(3) Minor modifications of permits (40 CFR 122.63); and

(4) Effect of permit: affirmative defense (40 CFR 122.5(b)).

(f) *Conflict of interest.* Except as provided in paragraph (f)(2), State sludge management programs shall ensure that any board or body which approves all or portions of permits shall not include as a member any person who receives, or has during the previous two years received, a significant portion of income directly or indirectly from permit holders or applicants for a permit.

(1) For the purposes of this paragraph:

(i) "Board or body" includes any individual, including the Director, who has or shares authority to approve all or portions of permits either in the first instance, as modified or reissued, or on appeal.

(ii) "Significant portion of income" means 10 percent or more of gross personal income for a calendar year, except that it means 50 percent or more of gross personal income for a calendar year if the recipient is over 60 years of age and is receiving that portion under retirement, pension, or similar arrangement.

(iii) "Permit holders or applicants for a permit" does not include any department or agency of a State government, such as a Department of Parks or a Department of Fish and Wildlife.

(iv) "Income" includes retirement benefits, consultant fees, and stock dividends.

(v) Income is not received "directly or indirectly from permit holders or applicants for a permit" when it is derived from mutual fund payments, or from other diversified investments for which the recipient does not know the identity of the primary sources of income.

(2) The Administrator may waive the requirements of this paragraph if the

Environmental Protection Agency

§ 501.17

board or body which approves all or portions of permits is subject to, and certifies that it meets, a conflict-of-interest standard imposed as part of another EPA-approved State permitting program or an equivalent standard.

[54 FR 18786, May 2, 1989, as amended at 58 FR 9414, Feb. 19, 1993; 58 FR 67984, Dec. 22, 1993; 63 FR 45125, Aug. 24, 1998; 64 FR 42470, Aug. 4, 1999; 70 FR 59889, Oct. 13, 2005]

§ 501.16 Requirements for compliance evaluation programs.

State sludge management programs shall have requirements and procedures for compliance monitoring and evaluation as set forth in § 123.26.

§ 501.17 Requirements for enforcement authority.

(a) Any State agency administering a program shall have available the following remedies for violations of State program requirements:

(1) To restrain immediately and effectively any person by order or by suit in State court from engaging in any unauthorized activity which is endangering or causing damage to public health or the environment;

NOTE: This paragraph ((a)(1)) requires that States have a mechanism (e.g., an administrative cease and desist order or the ability to seek a temporary restraining order) to stop any unauthorized activity endangering public health or the environment.

(2) To sue in courts of competent jurisdiction to enjoin any threatened or continuing violation of any program requirement, including permit conditions, without the necessity of a prior revocation of the permit; and

(3) To assess or sue to recover in court civil penalties and to seek criminal remedies, including fines, as follows:

(i) Civil penalties will be recoverable for the violation of any permit condition; any applicable standard or limitation; any filing requirement; any duty to allow or carry out inspection, entry or monitoring activities; or any regulation or orders issued by the State Program Director. The State must at a minimum, have the authority to assess penalties of up to \$5,000 a day for each violation.

(ii) Criminal fines will be recoverable against any person who willfully or negligently violates any applicable

standards or limitations; any permit condition; or any filing requirement. The State must at a minimum, have the authority to assess fines of up to \$10,000 a day for each violation. States which provide the criminal remedies based on "criminal negligence," "gross negligence" or strict liability satisfy the requirement of this paragraph (a)(3)(ii) of this section.

(iii) Criminal fines will be recoverable against any person who knowingly makes any false statement, representation or certification in any program form, or in any notice or report required by a permit or State Program Director, or who knowingly renders inaccurate any monitoring device or method required to be maintained by the State Program Director. The State must at a minimum, have the authority to assess fines of up to \$5,000 for each instance of violation.

(b)(1) The civil penalty or criminal fine will be assessable for each instance of violation and, if the violation is continuous, will be assessable up to the maximum amount for each day of violation.

(2) The burden of proof and degree of knowledge or intent required under State law for establishing violations under paragraph (a)(3) of this section shall be no greater than the burden of proof or degree of knowledge or intent EPA must provide when it brings an action under the appropriate Act.

NOTE: For example, this requirement is not met if State law includes mental state as an element of proof for civil violations.

(c) A civil penalty assessed, sought, or agreed upon by the State Program Director under paragraph (a)(3) of this section shall be appropriate to the violation.

(d) Any State administering a program shall provide for public participation in the State enforcement process by providing either:

(1) Authority which allows intervention as of right in any civil or administrative action to obtain remedies specified in paragraphs (a)(1), (2) or (3) of this section by any citizen having an interest which is or may be adversely affected; or

(2) Assurance that the State agency or enforcement authority will:

§ 501.18

40 CFR Ch. I (7–1–21 Edition)

(i) Investigate and provide responses to all citizen complaints submitted pursuant to the procedures specified in 40 CFR 123.26(b)(4);

(ii) Not oppose intervention by any citizen in any civil or administrative proceeding when permissive intervention may be authorized by statute, rule, or regulation; and

(iii) Publish notice of and provide at least 30 days for public comment on any proposed settlement of a State enforcement action.

(e) Indian Tribes that cannot satisfy the criminal enforcement authority requirements of this section may still be approved under this part if they meet the requirements established in § 501.25.

[54 FR 18786, May 2, 1989, as amended at 58 FR 67984, Dec. 22, 1993; 63 FR 45127, Aug. 24, 1998]

§ 501.18 Prohibition.

State permit programs shall provide that no permit shall be issued when the Regional Administrator has objected in writing under 40 CFR 123.44.

§ 501.19 Sharing of information.

State sludge management programs shall comply with the requirements of 40 CFR 123.41.

§ 501.20 Receipt and use of federal information.

State sludge management programs shall comply with 40 CFR 123.42.

§ 501.21 Program reporting to EPA.

As of December 21, 2020, state sludge management programs must comply with 40 CFR part 3 and 40 CFR part 127 (including the applicable required data elements in appendix A to part 127).

[80 FR 64157, Oct. 22, 2015]

§ 501.22 Requirements for eligibility of Indian Tribes.

(a) Consistent with section 518(e) of the CWA, 33 U.S.C. 1377(e), the Regional Administrator will treat an Indian Tribe as eligible to apply for sludge management program authority if it meets the following criteria:

(1) The Indian Tribe is recognized by the Secretary of the Interior.

(2) The Indian Tribe has a governing body carrying out substantial governmental duties and powers.

(3) The functions to be exercised by the Indian Tribe pertain to the management and protection of water resources which are held by an Indian Tribe, held by the United States in trust for the Indians, held by a member of an Indian Tribe if such property interest is subject to a trust restriction on alienation, or otherwise within the borders of an Indian reservation.

(4) The Indian Tribe is reasonably expected to be capable, in the Regional Administrator's judgment, of carrying out the functions to be exercised, in a manner consistent with the terms and purposes of the Act and applicable regulations, of an effective sludge management program.

(b) An Indian Tribe which the Regional Administrator determines meets the criteria described in paragraph (a) of this section must also satisfy the State program requirements described in this part for assumption of the State program.

[58 FR 67984, Dec. 22, 1993, as amended at 59 FR 64346, Dec. 14, 1994]

§ 501.23 Request by an Indian Tribe for a determination of eligibility.

An Indian Tribe may apply to the Regional Administrator for a determination that it qualifies pursuant to section 518 of the Act for purposes of seeking sludge management program approval. The application shall be concise and describe how the Indian Tribe will meet each of the requirements of § 501.22. The application shall include the following information:

(a) A statement that the Tribe is recognized by the Secretary of the Interior;

(b) A descriptive statement demonstrating that the Tribal governing body is currently carrying out substantial governmental duties and powers over a defined area. This statement should:

(1) Describe the form of the Tribal government;

(2) Describe the types of governmental functions currently performed by the Tribal governing body, such as, but not limited to, the exercise of police powers affecting (or relating to)

Environmental Protection Agency

§ 501.25

the health, safety, and welfare of the affected population; taxation; and the exercise of the power of eminent domain; and

(3) Identify the source of the Tribal government's authority to carry out the governmental functions currently being performed.

(c) A map or legal description of the area over which the Indian Tribe asserts authority under section 518(e)(2) of the Act; a statement by the Tribal Attorney General (or equivalent official authorized to represent the Tribe in all legal matters in court pertaining to the program for which it seeks approval) which describes the basis for the Tribe's assertion (including the nature or subject matter of the asserted regulatory authority); copies of those documents such as Tribal constitutions, by-laws, charters, executive orders, codes, ordinances, and/or resolutions which the Tribe believes are relevant to its assertion under section 518(e)(2) of the Act.

(d) A narrative statement describing the capability of the Indian Tribe to administer an effective, environmentally sound sludge management program. The statement should include:

(1) A description of the Indian Tribe's previous management experience which may include the administration of programs and service authorized by the Indian Self-Determination and Education Assistance Act (25 U.S.C. 450 *et seq.*), the Indian Mineral Development Act (25 U.S.C. 2101 *et seq.*), or the Indian Sanitation Facility Construction Activity Act (42 U.S.C. 2004a);

(2) A list of existing environmental or public health programs administered by the Tribal governing body, and a copy of related Tribal laws, regulations, and policies;

(3) A description of the entity (or entities) which exercise the executive, legislative, and judicial functions of the Tribal government;

(4) A description of the existing, or proposed, agency of the Indian Tribe which will assume primary responsibility for establishing and administering a sludge management program (including a description of the relationship between the existing or proposed agency and its regulated entities);

(5) A description of the technical and administrative abilities of the staff to administer and manage an effective, environmentally sound sludge management program or a plan which proposes how the Tribe will acquire additional administrative and technical expertise. The plan must address how the Tribe will obtain the funds to acquire the administrative and technical expertise.

(e) The Regional Administrator may, at his discretion, request further documentation necessary to support a Tribe's eligibility.

(f) If the Administrator or her delegatee has previously determined that a Tribe has met the prerequisites that make it eligible to assume a role similar to that of a state as provided by statute under the Safe Drinking Water Act, the Clean Water Act, or the Clean Air Act, then that Tribe need provide only that information unique to the sludge management program which is requested by the Regional Administrator.

[58 FR 67984, Dec. 22, 1993, as amended at 59 FR 64346, Dec. 14, 1994]

§ 501.24 Procedures for processing an Indian Tribe's application.

(a) The Regional Administrator shall process an application of an Indian Tribe submitted pursuant to § 501.23 in a timely manner. He shall promptly notify the Indian Tribe of receipt of the application.

(b) The Regional Administrator shall follow the procedures described in subpart C of this part in processing a Tribe's request to assume the sludge management program.

[58 FR 67985, Dec. 22, 1993, as amended at 59 FR 64346, Dec. 14, 1994]

§ 501.25 Provisions for Tribal criminal enforcement authority.

To the extent that an Indian Tribe is precluded from asserting criminal enforcement authority as required under §§ 501.1(c)(5) and 501.17, the Federal Government will exercise primary criminal enforcement responsibility. The Tribe, with the EPA Region, shall develop a procedure by which the Tribal agency will refer potential criminal violations to the Regional Administrator, as

agreed to by the parties, in an appropriate and timely manner. This procedure shall encompass all circumstances in which the Tribe is incapable of exercising the enforcement requirements of §§ 501.1(c)(5) and 501.17. This agreement shall be incorporated into a joint or separate Memorandum of Agreement with the EPA Region, as appropriate.

[58 FR 67985, Dec. 22, 1993]

Subpart C—Program Approval, Revision and Withdrawal

§ 501.31 Review and approval procedures.

(a) EPA shall approve or disapprove a State's application for approval of its State sludge management program within 90 days after receiving a complete program submission.

(b) Within 30 days of receipt by EPA of a State program submission, EPA will notify the State whether its submission is complete. If EPA finds that a State's submission is complete, the 90-day review period will be deemed to have begun on the date of the completeness determination. If EPA finds that a State's submission is incomplete, the review period will not begin until all the necessary information is received by EPA.

(c) After determining that a State program submission is complete, EPA will publish notice of the State's application in the FEDERAL REGISTER and in enough of the largest newspapers in the State to attract statewide attention. EPA will mail notices to persons known to be interested in such matters, including all persons on appropriate State and EPA mailing lists and all treatment works treating domestic sewage listed on the inventory required by § 501.12(f) of this part. The notice will:

(1) Provide a comment period of not less than 45 days during which interested members of the public may express their views on the State program;

(2) Provide opportunity for a public hearing within the State to be held no less than 30 days after notice is published in the FEDERAL REGISTER and indicate when and where the hearing is to be held, or how interested persons may request that a hearing be held if a

hearing has not been scheduled. EPA shall hold a public hearing whenever the Regional Administrator finds, on the basis of requests, a significant degree of public interest in the State's application or that a public hearing might clarify one or more issues involved in the State's application.

(3) Indicate the cost of obtaining a copy of the State's submission;

(4) Indicate where and when the State's submission may be reviewed by the public;

(5) Indicate whom an interested member of the public should contact with any questions; and

(6) Briefly outline the fundamental aspects of the State's proposed program, and the process for EPA review and decision.

(d) Within 90 days after determining that the State has submitted a complete program, the Administrator shall approve or disapprove the program based on the requirements of this part and of the CWA and after taking into consideration all comments received. A responsiveness summary shall be prepared by the Regional Office which identifies the public participation activities conducted, describes the matters presented to the public, summarizes significant comments received and explains EPA's response to these comments.

(e) The State and EPA may extend the 90-day review period by mutual agreement.

(f) If the State's submission is materially changed during the 90-day review, either as a result of EPA's review or the State action, the official review period shall begin again upon receipt of the revised submission.

(g) Notice of program approval shall be published by EPA in the FEDERAL REGISTER.

(h) If the Administrator disapproves the State program he or she shall notify the State of the reasons for disapproval and of any revisions or modifications to the State program which are necessary to obtain approval.

§ 501.32 Procedures for revision of State programs.

(a) Any State with an approved State program which requires revision to comply with amendments to federal

Environmental Protection Agency

§ 503.1

regulations governing sewage sludge use or disposal (including revisions to this part) must revise its program within one year after promulgation of applicable regulations, unless either the State must amend or enact a statute in order to make the required revision, in which case such revision must take place within 2 years; or a different schedule is established under the Memorandum of Agreement.

(b) State sludge management programs shall follow the procedures for program revision set forth in 40 CFR 123.62.

[54 FR 18786, May 2, 1989, as amended at 63 FR 45127, Aug. 24, 1998]

§ 501.33 Criteria for withdrawal of State programs.

The criteria for withdrawal of sludge management programs shall be those set forth in 40 CFR 123.63.

§ 501.34 Procedures for withdrawal of State programs.

The procedures for withdrawal of sludge management programs shall be those set forth in 40 CFR 123.64.

PART 503—STANDARDS FOR THE USE OR DISPOSAL OF SEWAGE SLUDGE

Subpart A—General Provisions

Sec.

- 503.1 Purpose and applicability.
- 503.2 Compliance period.
- 503.3 Permits and direct enforceability
- 503.4 Relationship to other regulations.
- 503.5 Additional or more stringent requirements.
- 503.6 Exclusions.
- 503.7 Requirement for a person who prepares sewage sludge.
- 503.8 Sampling and analysis.
- 503.9 General definitions.

Subpart B—Land Application

- 503.10 Applicability.
- 503.11 Special definitions.
- 503.12 General requirements.
- 503.13 Pollutant limits.
- 503.14 Management practices.
- 503.15 Operational standards—pathogens and vector attraction reduction.
- 503.16 Frequency of monitoring.
- 503.17 Recordkeeping.
- 503.18 Reporting.

Subpart C—Surface Disposal

- 503.20 Applicability.
- 503.21 Special definitions.
- 503.22 General requirements.
- 503.23 Pollutant limits (other than domestic septage).
- 503.24 Management practices.
- 503.25 Operational standards—pathogens and vector attraction reduction.
- 503.26 Frequency of monitoring.
- 503.27 Recordkeeping.
- 503.28 Reporting.

Subpart D—Pathogens and Vector Attraction Reduction

- 503.30 Scope.
- 503.31 Special definitions.
- 503.32 Pathogens.
- 503.33 Vector attraction reduction.

Subpart E—Incineration

- 503.40 Applicability.
- 503.41 Special definitions.
- 503.42 General requirements.
- 503.43 Pollutant limits.
- 503.44 Operational standard—total hydrocarbons.
- 503.45 Management practices.
- 503.46 Frequency of monitoring.
- 503.47 Recordkeeping.
- 503.48 Reporting.

APPENDIX A TO PART 503—PROCEDURE TO DETERMINE THE ANNUAL WHOLE SLUDGE APPLICATION RATE FOR A SEWAGE SLUDGE

APPENDIX B TO PART 503—PATHOGEN TREATMENT PROCESSES

AUTHORITY: Sections 405 (d) and (e) of the Clean Water Act, as amended by Pub. L. 95-217, sec. 54(d), 91 Stat. 1591 (33 U.S.C. 1345 (d) and (e)); and Pub. L. 100-4, title IV, sec. 406 (a), (b), 101 Stat., 71, 72 (33 U.S.C. 1251 *et seq.*).

SOURCE: 58 FR 9387, Feb. 19, 1993, unless otherwise noted.

Subpart A—General Provisions

§ 503.1 Purpose and applicability.

(a) *Purpose.* (1) This part establishes standards, which consist of general requirements, pollutant limits, management practices, and operational standards, for the final use or disposal of sewage sludge generated during the treatment of domestic sewage in a treatment works. Standards are included in this part for sewage sludge applied to the land, placed on a surface disposal site, or fired in a sewage sludge incinerator. Also included in this part are pathogen and alternative

§ 503.2

40 CFR Ch. I (7–1–21 Edition)

vector attraction reduction requirements for sewage sludge applied to the land or placed on a surface disposal site.

(2) In addition, the standards in this part include the frequency of monitoring and recordkeeping requirements when sewage sludge is applied to the land, placed on a surface disposal site, or fired in a sewage sludge incinerator. Also included in this part are reporting requirements for Class I sludge management facilities, publicly owned treatment works (POTWs) with a design flow rate equal to or greater than one million gallons per day, and POTWs that serve 10,000 people or more.

(b) *Applicability.* (1) This part applies to any person who prepares sewage sludge, applies sewage sludge to the land, or fires sewage sludge in a sewage sludge incinerator and to the owner/operator of a surface disposal site.

(2) This part applies to sewage sludge applied to the land, placed on a surface disposal site, or fired in a sewage sludge incinerator.

(3) This part applies to the exit gas from a sewage sludge incinerator stack.

(4) This part applies to land where sewage sludge is applied, to a surface disposal site, and to a sewage sludge incinerator.

§ 503.2 Compliance period.

(a) Compliance with the standards in this part shall be achieved as expeditiously as practicable, but in no case later than February 19, 1994. When compliance with the standards requires construction of new pollution control facilities, compliance with the standards shall be achieved as expeditiously as practicable, but in no case later than February 19, 1995.

(b) The requirements for frequency of monitoring, recordkeeping, and reporting in this part for total hydrocarbons in the exit gas from a sewage sludge incinerator are effective February 19, 1994 or, if compliance with the operational standard for total hydrocarbons in this part requires the construction of new pollution control facilities, February 19, 1995.

(c) All other requirements for frequency of monitoring, recordkeeping,

and reporting in this part are effective on July 20, 1993.

(d) Unless otherwise specified in subpart E, compliance with the requirements in §§ 503.41(c) through (r), 503.43(c), (d) and (e), 503.45(a)(1), (b) through (f), 503.46(a)(1), (a)(3), and (c), and 503.47(f) that were revised on September 3, 1999 shall be achieved as expeditiously as practicable, but in no case later than September 5, 2000. When new pollution control facilities must be constructed to comply with the revised requirements in subpart E, compliance with the revised requirements shall be achieved as expeditiously as practicable but no later than September 4, 2001.

[58 FR 9387, Feb. 19, 1993, as amended at 64 FR 42568, Aug. 4, 1999]

§ 503.3 Permits and direct enforceability.

(a) Permits. The requirements in this part may be implemented through a permit:

(1) Issued to a “treatment works treating domestic sewage”, as defined in 40 CFR 122.2, in accordance with 40 CFR parts 122 and 124 by EPA or by a State that has a State sludge management program approved by EPA in accordance with 40 CFR part 123 or 40 CFR part 501 or

(2) Issued under subtitle C of the Solid Waste Disposal Act; part C of the Safe Drinking Water Act; the Marine Protection, Research, and Sanctuaries Act of 1972; or the Clean Air Act. “Treatment works treating domestic sewage” shall submit a permit application in accordance with either 40 CFR 122.21 or an approved State program.

(b) Direct enforceability. No person shall use or dispose of sewage sludge through any practice for which requirements are established in this part except in accordance with such requirements.

§ 503.4 Relationship to other regulations.

Disposal of sewage sludge in a municipal solid waste landfill unit, as defined in 40 CFR 258.2, that complies with the requirements in 40 CFR part 258 constitutes compliance with section 405(d) of the CWA. Any person who prepares

Environmental Protection Agency

§ 503.8

sewage sludge that is disposed in a municipal solid waste landfill unit shall ensure that the sewage sludge meets the requirements in 40 CFR part 258 concerning the quality of materials disposed in a municipal solid waste landfill unit.

§ 503.5 Additional or more stringent requirements.

(a) On a case-by-case basis, the permitting authority may impose requirements for the use or disposal of sewage sludge in addition to or more stringent than the requirements in this part when necessary to protect public health and the environment from any adverse effect of a pollutant in the sewage sludge.

(b) Nothing in this part precludes a State or political subdivision thereof or interstate agency from imposing requirements for the use or disposal of sewage sludge more stringent than the requirements in this part or from imposing additional requirements for the use or disposal of sewage sludge.

§ 503.6 Exclusions.

(a) *Treatment processes.* This part does not establish requirements for processes used to treat domestic sewage or for processes used to treat sewage sludge prior to final use or disposal, except as provided in § 503.32 and § 503.33.

(b) *Selection of a use or disposal practice.* This part does not require the selection of a sewage sludge use or disposal practice. The determination of the manner in which sewage sludge is used or disposed is a local determination.

(c) *Co-firing of sewage sludge.* This part does not establish requirements for sewage sludge co-fired in an incinerator with other wastes or for the incinerator in which sewage sludge and other wastes are co-fired. Other wastes do not include auxiliary fuel, as defined in 40 CFR 503.41(b), fired in a sewage sludge incinerator.

(d) *Sludge generated at an industrial facility.* This part does not establish requirements for the use or disposal of sludge generated at an industrial facility during the treatment of industrial wastewater, including sewage sludge generated during the treatment of in-

dustrial wastewater combined with domestic sewage.

(e) *Hazardous sewage sludge.* This part does not establish requirements for the use or disposal of sewage sludge determined to be hazardous in accordance with 40 CFR part 261.

(f) *Sewage sludge with high PCB concentration.* This part does not establish requirements for the use or disposal of sewage sludge with a concentration of polychlorinated biphenyls (PCBs) equal to or greater than 50 milligrams per kilogram of total solids (dry weight basis).

(g) *Incinerator ash.* This part does not establish requirements for the use or disposal of ash generated during the firing of sewage sludge in a sewage sludge incinerator.

(h) *Grit and screenings.* This part does not establish requirements for the use or disposal of grit (e.g., sand, gravel, cinders, or other materials with a high specific gravity) or screenings (e.g., relatively large materials such as rags) generated during preliminary treatment of domestic sewage in a treatment works.

(i) *Drinking water treatment sludge.* This part does not establish requirements for the use or disposal of sludge generated during the treatment of either surface water or ground water used for drinking water.

(j) *Commercial and industrial septage.* This part does not establish requirements for the use or disposal of commercial septage, industrial septage, a mixture of domestic septage and commercial septage, or a mixture of domestic septage and industrial septage.

§ 503.7 Requirement for a person who prepares sewage sludge.

Any person who prepares sewage sludge shall ensure that the applicable requirements in this part are met when the sewage sludge is applied to the land, placed on a surface disposal site, or fired in a sewage sludge incinerator.

§ 503.8 Sampling and analysis.

(a) *Sampling.* Representative samples of sewage sludge that is applied to the land, placed on a surface disposal site, or fired in a sewage sludge incinerator shall be collected and analyzed.

(b) *Methods*. The materials listed below are incorporated by reference in this part. These incorporations by reference were approved by the Director of the Federal Register in accordance with 5 U.S.C. 552(a) and 1 CFR part 51. The materials are incorporated as they exist on the date of approval, and notice of any change in these materials will be published in the FEDERAL REGISTER. They are available for inspection at the HQ Water Docket Center, EPA/DC, EPA West, Room B102, 1301 Constitution Ave., NW., Washington, DC, and at the National Archives and Records Administration (NARA). For information on the availability of this material at NARA, call 202-741-6030, or go to: <http://www.archives.gov/federal-register/>

[code_of_federal_regulations/ibr_locations.html](http://www.archives.gov/federal-register/code-of-federal-regulations/ibr-locations.html). Copies may be obtained from the standard producer or publisher listed in the regulation. The methods in the materials listed below (or in 40 CFR part 136) shall be used to analyze samples of sewage sludge.

(1) *Enteric viruses*. ASTM Designation: D 4994-89, “Standard Practice for Recovery of Viruses From Wastewater Sludges”, 1992 Annual Book of ASTM Standards: Section 11—Water and Environmental Technology, ASTM, 1916 Race Street, Philadelphia, PA 19103-1187.

(2) *Fecal coliform*. Part 9221 E. or Part 9222 D., “Standard Methods for the Examination of Water and Wastewater”, 18th Edition, 1992, American Public Health Association, 1015 15th Street, NW., Washington, DC 20005.

(3) *Helminth ova*. Yanko, W.A., “Occurrence of Pathogens in Distribution and Marketing Municipal Sludges”, EPA 600/1-87-014, 1987. National Technical Information Service, 5285 Port Royal Road, Springfield, Virginia 22161 (PB 88-154273/AS).

(4) *Inorganic pollutants*. “Test Methods for Evaluating Solid Waste, Physical/Chemical Methods”, EPA Publication SW-846, Second Edition (1982) with Updates I (April 1984) and II (April 1985) and Third Edition (November 1986) with Revision I (December 1987). Second Edition and Updates I and II are available from the National Technical Information Service, 5285 Port Royal Road, Springfield, Virginia 22161 (PB-87-120-

291). Third Edition and Revision I are available from Superintendent of Documents, Government Printing Office, 941 North Capitol Street, NE., Washington, DC 20002 (Document Number 955-001-00000-1).

(5) *Salmonella sp. bacteria*. Part 9260 D., “Standard Methods for the Examination of Water and Wastewater”, 18th Edition, 1992, American Public Health Association, 1015 15th Street, NW., Washington, DC 20005; or

Kenner, B.A. and H.P. Clark, “Detection and enumeration of *Salmonella* and *Pseudomonas aeruginosa*”, Journal of the Water Pollution Control Federation, Vol. 46, no. 9, September 1974, pp. 2163-2171. Water Environment Federation, 601 Wythe Street, Alexandria, Virginia 22314.

(6) *Specific oxygen uptake rate*. Part 2710 B., “Standard Methods for the Examination of Water and Wastewater”, 18th Edition, 1992, American Public Health Association, 1015 15th Street, NW., Washington, DC 20005.

(7) *Total, fixed, and volatile solids*. Part 2540 G., “Standard Methods for the Examination of Water and Wastewater”, 18th Edition, 1992, American Public Health Association, 1015 15th Street, NW., Washington, DC 20005.

[58 FR 9387, Feb. 19, 1993, as amended at 69 FR 18803, Apr. 9, 2004; 72 FR 14233, Mar. 26, 2007]

§ 503.9 General definitions.

(a) *Apply sewage sludge or sewage sludge applied to the land* means land application of sewage sludge.

(b) *Base flood* is a flood that has a one percent chance of occurring in any given year (*i.e.*, a flood with a magnitude equalled once in 100 years).

(c) *Class I sludge management facility* is any publicly owned treatment works (POTW), as defined in 40 CFR 501.2, required to have an approved pretreatment program under 40 CFR 403.8(a) (including any POTW located in a State that has elected to assume local program responsibilities pursuant to 40 CFR 403.10(e)) and any treatment works treating domestic sewage, as defined in 40 CFR 122.2, classified as a Class I sludge management facility by the EPA Regional Administrator, or, in the case of approved State programs,

the Regional Administrator in conjunction with the State Director, because of the potential for its sewage sludge use or disposal practice to affect public health and the environment adversely.

(d) *Cover crop* is a small grain crop, such as oats, wheat, or barley, not grown for harvest.

(e) *CWA* means the Clean Water Act (formerly referred to as either the Federal Water Pollution Act or the Federal Water Pollution Control Act Amendments of 1972), Public Law 92-500, as amended by Public Law 95-217, Public Law 95-576, Public Law 96-483, Public Law 97-117, and Public Law 100-4.

(f) *Domestic septage* is either liquid or solid material removed from a septic tank, cesspool, portable toilet, Type III marine sanitation device, or similar treatment works that receives only domestic sewage. Domestic septage does not include liquid or solid material removed from a septic tank, cesspool, or similar treatment works that receives either commercial wastewater or industrial wastewater and does not include grease removed from a grease trap at a restaurant.

(g) *Domestic sewage* is waste and wastewater from humans or household operations that is discharged to or otherwise enters a treatment works.

(h) *Dry weight basis* means calculated on the basis of having been dried at 105 degrees Celsius until reaching a constant mass (*i.e.*, essentially 100 percent solids content).

(i) *EPA* means the United States Environmental Protection Agency.

(j) *Feed crops* are crops produced primarily for consumption by animals.

(k) *Fiber crops* are crops such as flax and cotton.

(l) *Food crops* are crops consumed by humans. These include, but are not limited to, fruits, vegetables, and tobacco.

(m) *Ground water* is water below the land surface in the saturated zone.

(n) *Industrial wastewater* is wastewater generated in a commercial or industrial process.

(o) *Municipality* means a city, town, borough, county, parish, district, association, or other public body (including an intermunicipal Agency of two or more of the foregoing entities) created

by or under State law; an Indian tribe or an authorized Indian tribal organization having jurisdiction over sewage sludge management; or a designated and approved management Agency under section 208 of the CWA, as amended. The definition includes a special district created under State law, such as a water district, sewer district, sanitary district, utility district, drainage district, or similar entity, or an integrated waste management facility as defined in section 201(e) of the CWA, as amended, that has as one of its principal responsibilities the treatment, transport, use, or disposal of sewage sludge.

(p) *Permitting authority* is either EPA or a State with an EPA-approved sludge management program.

(q) *Person* is an individual, association, partnership, corporation, municipality, State or Federal agency, or an agent or employee thereof.

(r) *Person who prepares sewage sludge* is either the person who generates sewage sludge during the treatment of domestic sewage in a treatment works or the person who derives a material from sewage sludge.

(s) *Place sewage sludge or sewage sludge placed* means disposal of sewage sludge on a surface disposal site.

(t) *Pollutant* is an organic substance, an inorganic substance, a combination of organic and inorganic substances, or a pathogenic organism that, after discharge and upon exposure, ingestion, inhalation, or assimilation into an organism either directly from the environment or indirectly by ingestion through the food chain, could, on the basis of information available to the Administrator of EPA, cause death, disease, behavioral abnormalities, cancer, genetic mutations, physiological malfunctions (including malfunction in reproduction), or physical deformations in either organisms or offspring of the organisms.

(u) *Pollutant limit* is a numerical value that describes the amount of a pollutant allowed per unit amount of sewage sludge (*e.g.*, milligrams per kilogram of total solids); the amount of a pollutant that can be applied to a unit area of land (*e.g.*, kilograms per hectare); or the volume of a material

§ 503.10

40 CFR Ch. I (7–1–21 Edition)

that can be applied to a unit area of land (e.g., gallons per acre).

(v) *Runoff* is rainwater, leachate, or other liquid that drains overland on any part of a land surface and runs off of the land surface.

(w) *Sewage sludge* is solid, semi-solid, or liquid residue generated during the treatment of domestic sewage in a treatment works. Sewage sludge includes, but is not limited to, domestic septage; scum or solids removed in primary, secondary, or advanced wastewater treatment processes; and a material derived from sewage sludge. Sewage sludge does not include ash generated during the firing of sewage sludge in a sewage sludge incinerator or grit and screenings generated during preliminary treatment of domestic sewage in a treatment works.

(x) *State* is one of the United States of America, the District of Columbia, the Commonwealth of Puerto Rico, the Virgin Islands, Guam, American Samoa, the Trust Territory of the Pacific Islands, the Commonwealth of the Northern Mariana Islands, and an Indian Tribe eligible for treatment as a State pursuant to regulations promulgated under the authority of section 518(e) of the CWA.

(y) *Store or storage of sewage sludge* is the placement of sewage sludge on land on which the sewage sludge remains for two years or less. This does not include the placement of sewage sludge on land for treatment.

(z) *Treat or treatment of sewage sludge* is the preparation of sewage sludge for final use or disposal. This includes, but is not limited to, thickening, stabilization, and dewatering of sewage sludge. This does not include storage of sewage sludge.

(aa) *Treatment works* is either a federally owned, publicly owned, or privately owned device or system used to treat (including recycle and reclaim) either domestic sewage or a combination of domestic sewage and industrial waste of a liquid nature.

(bb) *Wetlands* means those areas that are inundated or saturated by surface water or ground water at a frequency and duration to support, and that under normal circumstances do support, a prevalence of vegetation typically adapted for life in saturated soil

conditions. Wetlands generally include swamps, marshes, bogs, and similar areas.

Subpart B—Land Application

§ 503.10 Applicability.

(a) This subpart applies to any person who prepares sewage sludge that is applied to the land, to any person who applies sewage sludge to the land, to sewage sludge applied to the land, and to the land on which sewage sludge is applied.

(b)(1) *Bulk sewage sludge*. The general requirements in § 503.12 and the management practices in § 503.14 do not apply when bulk sewage sludge is applied to the land if the bulk sewage sludge meets the ceiling concentrations in Table 1 of § 503.13 and the pollutant concentrations in Table 3 of § 503.13; the Class A pathogen requirements in § 503.32(a); and one of the vector attraction reduction requirements in § 503.33(b)(1) through (b)(8).

(2) The Regional Administrator of EPA or, in the case of a State with an approved sludge management program, the State Director, may apply any or all of the general requirements in § 503.12 and the management practices in § 503.14 to the bulk sewage sludge in § 503.10(b)(1) on a case-by-case basis after determining that the general requirements or management practices are needed to protect public health and the environment from any reasonably anticipated adverse effect that may occur from any pollutant in the bulk sewage sludge.

(c)(1) The general requirements in § 503.12 and the management practices in § 503.14 do not apply when a bulk material derived from sewage sludge is applied to the land if the derived bulk material meets the ceiling concentrations in Table 1 of § 503.13 and the pollutant concentrations in Table 3 of § 503.13; the Class A pathogen requirements in § 503.32(a); and one of the vector attraction reduction requirements in § 503.33(b)(1) through (b)(8).

(2) The Regional Administrator of EPA or, in the case of a State with an approved sludge management program, the State Director, may apply any or all of the general requirements in § 503.12 or the management practices in

Environmental Protection Agency

§ 503.11

§ 503.14 to the bulk material in § 503.10(c)(1) on a case-by-case basis after determining that the general requirements or management practices are needed to protect public health and the environment from any reasonably anticipated adverse effect that may occur from any pollutant in the bulk sewage sludge.

(d) The requirements in this subpart do not apply when a bulk material derived from sewage sludge is applied to the land if the sewage sludge from which the bulk material is derived meets the ceiling concentrations in Table 1 of § 503.13 and the pollutant concentrations in Table 3 of § 503.13; the Class A pathogen requirements in § 503.32(a); and one of the vector attraction reduction requirements in § 503.33(b)(1) through (b)(8).

(e) Sewage sludge sold or given away in a bag or other container for application to the land. The general requirements in § 503.12 and the management practices in § 503.14 do not apply when sewage sludge is sold or given away in a bag or other container for application to the land if the sewage sludge sold or given away in a bag or other container for application to the land meets the ceiling concentrations in Table 1 of § 503.13 and the pollutant concentrations in Table 3 of § 503.13; the Class A pathogen requirements in § 503.32(a); and one of the vector attraction reduction requirements in § 503.33(b)(1) through (b)(8).

(f) The general requirements in § 503.12 and the management practices in § 503.14 do not apply when a material derived from sewage sludge is sold or given away in a bag or other container for application to the land if the derived material meets the ceiling concentrations in Table 1 of § 503.13 and the pollutant concentrations in Table 3 of § 503.13; the Class A pathogen requirements in § 503.32(a); and one of the vector attraction reduction requirements in § 503.33(b)(1) through (b)(8).

(g) The requirements in this subpart do not apply when a material derived from sewage sludge is sold or given away in a bag or other container for application to the land if the sewage sludge from which the material is derived meets the ceiling concentrations in Table 1 of § 503.13 and the pollutant

concentrations in Table 3 of § 503.13; the Class A pathogen requirements in § 503.32(a); and one of the vector attraction reduction requirements in § 503.33(b)(1) through (b)(8).

[58 FR 9387, Feb. 19, 1993, as amended at 64 FR 42568, Aug. 4, 1999]

§ 503.11 Special definitions.

(a) *Agricultural land* is land on which a food crop, a feed crop, or a fiber crop is grown. This includes range land and land used as pasture.

(b) *Agronomic rate* is the whole sludge application rate (dry weight basis) designed:

(1) To provide the amount of nitrogen needed by the food crop, feed crop, fiber crop, cover crop, or vegetation grown on the land; and

(2) To minimize the amount of nitrogen in the sewage sludge that passes below the root zone of the crop or vegetation grown on the land to the ground water.

(c) *Annual pollutant loading rate* is the maximum amount of a pollutant that can be applied to a unit area of land during a 365 day period.

(d) *Annual whole sludge application rate* is the maximum amount of sewage sludge (dry weight basis) that can be applied to a unit area of land during a 365 day period.

(e) *Bulk sewage sludge* is sewage sludge that is not sold or given away in a bag or other container for application to the land.

(f) *Cumulative pollutant loading rate* is the maximum amount of an inorganic pollutant that can be applied to an area of land.

(g) *Forest* is a tract of land thick with trees and underbrush.

(h) *Land application* is the spraying or spreading of sewage sludge onto the land surface; the injection of sewage sludge below the land surface; or the incorporation of sewage sludge into the soil so that the sewage sludge can either condition the soil or fertilize crops or vegetation grown in the soil.

(i) *Monthly average* is the arithmetic mean of all measurements taken during the month.

(j) *Other container* is either an open or closed receptacle. This includes, but is

not limited to, a bucket, a box, a carton, and a vehicle or trailer with a load capacity of one metric ton or less.

(k) *Pasture* is land on which animals feed directly on feed crops such as legumes, grasses, grain stubble, or stover.

(l) *Public contact site* is land with a high potential for contact by the public. This includes, but is not limited to, public parks, ball fields, cemeteries, plant nurseries, turf farms, and golf courses.

(m) *Range land* is open land with indigenous vegetation.

(n) *Reclamation site* is drastically disturbed land that is reclaimed using sewage sludge. This includes, but is not limited to, strip mines and construction sites.

§ 503.12 General requirements.

(a) No person shall apply sewage sludge to the land except in accordance with the requirements in this subpart.

(b) No person shall apply bulk sewage sludge subject to the cumulative pollutant loading rates in § 503.13(b)(2) to agricultural land, forest, a public contact site, or a reclamation site if any of the cumulative pollutant loading rates in § 503.13(b)(2) has been reached.

(c) No person shall apply domestic septage to agricultural land, forest, or a reclamation site during a 365 day period if the annual application rate in § 503.13(c) has been reached during that period.

(d) The person who prepares bulk sewage sludge that is applied to agricultural land, forest, a public contact site, or a reclamation site shall provide the person who applies the bulk sewage sludge written notification of the concentration of total nitrogen (as N on a dry weight basis) in the bulk sewage sludge.

(e)(1) The person who applies sewage sludge to the land shall obtain information needed to comply with the requirements in this subpart.

(2)(i) Before bulk sewage sludge subject to the cumulative pollutant loading rates in § 503.13(b)(2) is applied to the land, the person who proposes to apply the bulk sewage sludge shall contact the permitting authority for the State in which the bulk sewage sludge will be applied to determine whether bulk sewage sludge subject to the cu-

mulative pollutant loading rates in § 503.13(b)(2) has been applied to the site since July 20, 1993.

(ii) If bulk sewage sludge subject to the cumulative pollutant loading rates in § 503.13(b)(2) has not been applied to the site since July 20, 1993, the cumulative amount for each pollutant listed in Table 2 of § 503.13 may be applied to the site in accordance with § 503.13(a)(2)(i).

(iii) If bulk sewage sludge subject to the cumulative pollutant loading rates in § 503.13(b)(2) has been applied to the site since July 20, 1993, and the cumulative amount of each pollutant applied to the site in the bulk sewage sludge since that date is known, the cumulative amount of each pollutant applied to the site shall be used to determine the additional amount of each pollutant that can be applied to the site in accordance with § 503.13(a)(2)(i).

(iv) If bulk sewage sludge subject to the cumulative pollutant loading rates in § 503.13(b)(2) has been applied to the site since July 20, 1993, and the cumulative amount of each pollutant applied to the site in the bulk sewage sludge since that date is not known, an additional amount of each pollutant shall not be applied to the site in accordance with § 503.13(a)(2)(i).

(f) When a person who prepares bulk sewage sludge provides the bulk sewage sludge to a person who applies the bulk sewage sludge to the land, the person who prepares the bulk sewage sludge shall provide the person who applies the sewage sludge notice and necessary information to comply with the requirements in this subpart.

(g) When a person who prepares sewage sludge provides the sewage sludge to another person who prepares the sewage sludge, the person who provides the sewage sludge shall provide the person who receives the sewage sludge notice and necessary information to comply with the requirements in this subpart.

(h) The person who applies bulk sewage sludge to the land shall provide the owner or lease holder of the land on which the bulk sewage sludge is applied notice and necessary information to comply with the requirements in this subpart.

Environmental Protection Agency

§ 503.13

(i) Any person who prepares bulk sewage sludge that is applied to land in a State other than the State in which the bulk sewage sludge is prepared shall provide written notice, prior to the initial application of bulk sewage sludge to the land application site by the applier, to the permitting authority for the State in which the bulk sewage sludge is proposed to be applied. The notice shall include:

(1) The location, by either street address or latitude and longitude, of each land application site.

(2) The approximate time period bulk sewage sludge will be applied to the site.

(3) The name, address, telephone number, and National Pollutant Discharge Elimination System permit number (if appropriate) for the person who prepares the bulk sewage sludge.

(4) The name, address, telephone number, and National Pollutant Discharge Elimination System permit number (if appropriate) for the person who will apply the bulk sewage sludge.

(j) Any person who applies bulk sewage sludge subject to the cumulative pollutant loading rates in §503.13(b)(2) to the land shall provide written notice, prior to the initial application of bulk sewage sludge to a land application site by the applier, to the permitting authority for the State in which the bulk sewage sludge will be applied and the permitting authority shall retain and provide access to the notice. The notice shall include:

(1) The location, by either street address or latitude and longitude, of the land application site.

(2) The name, address, telephone number, and National Pollutant Discharge Elimination System permit number (if appropriate) of the person who will apply the bulk sewage sludge.

§ 503.13 Pollutant limits.

(a) *Sewage sludge.* (1) Bulk sewage sludge or sewage sludge sold or given away in a bag or other container shall not be applied to the land if the concentration of any pollutant in the sewage sludge exceeds the ceiling concentration for the pollutant in Table 1 of §503.13.

(2) If bulk sewage sludge is applied to agricultural land, forest, a public contact site, or a reclamation site, either:

(i) The cumulative loading rate for each pollutant shall not exceed the cumulative pollutant loading rate for the pollutant in Table 2 of §503.13; or

(ii) The concentration of each pollutant in the sewage sludge shall not exceed the concentration for the pollutant in Table 3 of §503.13.

(3) If bulk sewage sludge is applied to a lawn or a home garden, the concentration of each pollutant in the sewage sludge shall not exceed the concentration for the pollutant in Table 3 of §503.13.

(4) If sewage sludge is sold or given away in a bag or other container for application to the land, either:

(i) The concentration of each pollutant in the sewage sludge shall not exceed the concentration for the pollutant in Table 3 of §503.13; or

(ii) The product of the concentration of each pollutant in the sewage sludge and the annual whole sludge application rate for the sewage sludge shall not cause the annual pollutant loading rate for the pollutant in Table 4 of §503.13 to be exceeded. The procedure used to determine the annual whole sludge application rate is presented in appendix A of this part.

(b) *Pollutant concentrations and loading rates—sewage sludge—*(1) *Ceiling concentrations.*

TABLE 1 OF § 503.13—CEILING CONCENTRATIONS

Pollutant	Ceiling concentration (milligrams per kilogram) ¹
Arsenic	75
Cadmium	85
Copper	4300
Lead	840
Mercury	57
Molybdenum	75
Nickel	420
Selenium	100
Zinc	7500

¹ Dry weight basis.

(2) *Cumulative pollutant loading rates.*

§ 503.14

40 CFR Ch. I (7–1–21 Edition)

TABLE 2 OF § 503.13—CUMULATIVE POLLUTANT LOADING RATES

Pollutant	Cumulative pollutant loading rate (kilograms per hectare)
Arsenic	41
Cadmium	39
Copper	1500
Lead	300
Mercury	17
Nickel	420
Selenium	100
Zinc	2800

(3) Pollutant concentrations.

TABLE 3 OF § 503.13—POLLUTANT CONCENTRATIONS

Pollutant	Monthly average concentration (milligrams per kilogram) ¹
Arsenic	41
Cadmium	39
Copper	1500
Lead	300
Mercury	17
Nickel	420
Selenium	100
Zinc	2800

¹ Dry weight basis.

(4) Annual pollutant loading rates.

TABLE 4 OF § 503.13—ANNUAL POLLUTANT LOADING RATES

Pollutant	Annual pollutant loading rate (kilograms per hectare per 365 day period)
Arsenic	2.0
Cadmium	1.9
Copper	75
Lead	15
Mercury	0.85
Nickel	21
Selenium	5.0
Zinc	140

(c) *Domestic septage.* The annual application rate for domestic septage applied to agricultural land, forest, or a reclamation site shall not exceed the annual application rate calculated using equation (1).

$$\text{AAR} = \frac{N}{0.0026} \quad \text{Eq. (1)}$$

Where:

AAR = Annual application rate in gallons per acre per 365 day period.

N = Amount of nitrogen in pounds per acre per 365 day period needed by the crop or vegetation grown on the land.

[58 FR 9387, Feb. 19, 1993, as amended at 58 FR 9099, Feb. 25, 1994; 60 FR 54769, Oct. 25, 1995]

§ 503.14 Management practices.

(a) Bulk sewage sludge shall not be applied to the land if it is likely to adversely affect a threatened or endangered species listed under section 4 of the Endangered Species Act or its designated critical habitat.

(b) Bulk sewage sludge shall not be applied to agricultural land, forest, a public contact site, or a reclamation site that is flooded, frozen, or snow-covered so that the bulk sewage sludge enters a wetland or other waters of the United States, as defined in 40 CFR 122.2, except as provided in a permit issued pursuant to section 402 or 404 of the CWA.

(c) Bulk sewage sludge shall not be applied to agricultural land, forest, or a reclamation site that is 10 meters or less from waters of the United States, as defined in 40 CFR 122.2, unless otherwise specified by the permitting authority.

(d) Bulk sewage sludge shall be applied to agricultural land, forest, a public contact site, or a reclamation site at a whole sludge application rate that is equal to or less than the agronomic rate for the bulk sewage sludge, unless, in the case of a reclamation site, otherwise specified by the permitting authority.

(e) Either a label shall be affixed to the bag or other container in which sewage sludge that is sold or given away for application to the land, or an information sheet shall be provided to the person who receives sewage sludge sold or given away in an other container for application to the land. The label or information sheet shall contain the following information:

(1) The name and address of the person who prepared the sewage sludge that is sold or given away in a bag or other container for application to the land.

Environmental Protection Agency

§ 503.16

(2) A statement that application of the sewage sludge to the land is prohibited except in accordance with the instructions on the label or information sheet.

(3) The annual whole sludge application rate for the sewage sludge that does not cause any of the annual pollutant loading rates in Table 4 of § 503.13 to be exceeded.

§ 503.15 Operational standards—pathogens and vector attraction reduction.

(a) *Pathogens—sewage sludge.* (1) The Class A pathogen requirements in § 503.32(a) or the Class B pathogen requirements and site restrictions in § 503.32(b) shall be met when bulk sewage sludge is applied to agricultural land, forest, a public contact site, or a reclamation site.

(2) The Class A pathogen requirements in § 503.32(a) shall be met when bulk sewage sludge is applied to a lawn or a home garden.

(3) The Class A pathogen requirements in § 503.32(a) shall be met when sewage sludge is sold or given away in a bag or other container for application to the land.

(b) *Pathogens—domestic septage.* The requirements in either § 503.32 (c)(1) or (c)(2) shall be met when domestic septage is applied to agricultural land, forest, or a reclamation site.

(c) *Vector attraction reduction—sewage sludge.* (1) One of the vector attraction reduction requirements in § 503.33 (b)(1) through (b)(10) shall be met when bulk sewage sludge is applied to agricultural land, forest, a public contact site, or a reclamation site.

(2) One of the vector attraction reduction requirements in § 503.33 (b)(1) through (b)(8) shall be met when bulk sewage sludge is applied to a lawn or a home garden.

(3) One of the vector attraction reduction requirements in § 503.33 (b)(1) through (b)(8) shall be met when sewage sludge is sold or given away in a bag or other container for application to the land.

(d) *Vector attraction reduction—domestic septage.* The vector attraction reduction requirements in § 503.33(b)(9), (b)(10), or (b)(12) shall be met when domestic septage is applied to agricultural land, forest, or a reclamation site.

§ 503.16 Frequency of monitoring.

(a) *Sewage sludge.* (1) The frequency of monitoring for the pollutants listed in Table 1, Table 2, Table 3 and Table 4 of § 503.13; the pathogen density requirements in § 503.32(a) and § 503.32(b)(2); and the vector attraction reduction requirements in § 503.33 (b)(1) through (b)(4) and § 503.33 (b)(7) through (b)(8) shall be the frequency in Table 1 of § 503.16.

TABLE 1 OF § 503.16—FREQUENCY OF MONITORING—LAND APPLICATION

Amount of sewage sludge ¹ (metric tons per 365 day period)	Frequency
Greater than zero but less than 290	Once per year.
Equal to or greater than 290 but less than 1,500	Once per quarter (four times per year).
Equal to or greater than 1,500 but less than 15,000	Once per 60 days (six times per year).
Equal to or greater than 15,000	Once per month (12 times per year).

¹ Either the amount of bulk sewage sludge applied to the land or the amount of sewage sludge prepared for sale or give-away in a bag or other container for application to the land (dry weight basis).

(2) After the sewage sludge has been monitored for two years at the frequency in Table 1 of § 503.16, the permitting authority may reduce the frequency of monitoring for pollutant concentrations and for the pathogen density requirements in § 503.32(a)(5)(ii) and (a)(5)(iii).

(b) *Domestic septage.* If either the pathogen requirements in § 503.32(c)(2)

or the vector attraction reduction requirements in § 503.33(b)(12) are met when domestic septage is applied to agricultural land, forest, or a reclamation site, each container of domestic septage applied to the land shall be

§ 503.17

40 CFR Ch. I (7–1–21 Edition)

monitored for compliance with those requirements.

(Approved by the Office of Management and Budget under control number 2040–0157)

[58 FR 9387, Feb. 19, 1993, as amended at 64 FR 42569, Aug. 4, 1999]

§ 503.17 Recordkeeping.

(a) *Sewage sludge.* (1) The person who prepares the sewage sludge in § 503.10(b)(1) or (e) shall develop the following information and shall retain the information for five years:

(i) The concentration of each pollutant listed in Table 3 of § 503.13 in the sewage sludge.

(ii) The following certification statement:

I certify, under penalty of law, that the information that will be used to determine compliance with the Class A pathogen requirements in § 503.32(a) and the vector attraction reduction requirement in [insert one of the vector attraction reduction requirements in § 503.33(b)(1) through § 503.33(b)(8)] was prepared under my direction and supervision in accordance with the system designed to ensure that qualified personnel properly gather and evaluate this information. I am aware that there are significant penalties for false certification including the possibility of fine and imprisonment.

(iii) A description of how the Class A pathogen requirements in § 503.32(a) are met.

(iv) A description of how one of the vector attraction reduction requirements in § 503.33 (b)(1) through (b)(8) is met.

(2) The person who derives the material in § 503.10 (c)(1) or (f) shall develop the following information and shall retain the information for five years:

(i) The concentration of each pollutant listed in Table 3 of § 503.13 in the material.

(ii) The following certification statement:

I certify, under penalty of law, that the information that will be used to determine compliance with the Class A pathogen requirements in § 503.32(a) and the vector attraction reduction requirement in (insert one of the vector attraction reduction requirements in § 503.33(b)(1) through (b)(8)) was prepared under my direction and supervision in accordance with the system designed to ensure that qualified personnel properly gather and evaluate this information. I am aware that there are significant

penalties for false certification including the possibility of fine and imprisonment.

(iii) A description of how the Class A pathogen requirements in § 503.32(a) are met.

(iv) A description of how one of the vector attraction reduction requirements in § 503.33 (b)(1) through (b)(8) is met.

(3) If the pollutant concentrations in § 503.13(b)(3), the Class A pathogen requirements in § 503.32(a), and the vector attraction reduction requirements in either § 503.33 (b)(9) or (b)(10) are met when bulk sewage sludge is applied to agricultural land, forest, a public contact site, or a reclamation site:

(i) The person who prepares the bulk sewage sludge shall develop the following information and shall retain the information for five years.

(A) The concentration of each pollutant listed in Table 3 of § 503.13 in the bulk sewage sludge.

(B) The following certification statement:

I certify, under penalty of law, that the information that will be used to determine compliance with the Class A pathogen requirements in § 503.32(a) was prepared under my direction and supervision in accordance with the system designed to ensure that qualified personnel properly gather and evaluate this information. I am aware that there are significant penalties for false certification including the possibility of fine and imprisonment.

(C) A description of how the pathogen requirements in § 503.32(a) are met.

(ii) The person who applies the bulk sewage sludge shall develop the following information and shall retain the information for five years.

(A) The following certification statement:

I certify, under penalty of law, that the information that will be used to determine compliance with the management practices in § 503.14 and the vector attraction reduction requirement in (insert either § 503.33(b)(9) or (b)(10)) was prepared under my direction and supervision in accordance with the system designed to ensure that qualified personnel properly gather and evaluate this information. I am aware that there are significant penalties for false certification including the possibility of fine and imprisonment.

(B) A description of how the management practices in § 503.14 are met for

Environmental Protection Agency

§ 503.17

each site on which bulk sewage sludge is applied.

(C) A description of how the vector attraction reduction requirements in either § 503.33(b)(9) or (b)(10) are met for each site on which bulk sewage sludge is applied.

(4) If the pollutant concentrations in § 503.13(b)(3) and the Class B pathogen requirements in § 503.32(b) are met when bulk sewage sludge is applied to agricultural land, forest, a public contact site, or a reclamation site:

(i) The person who prepares the bulk sewage sludge shall develop the following information and shall retain the information for five years:

(A) The concentration of each pollutant listed in Table 3 of § 503.13 in the bulk sewage sludge.

(B) The following certification statement:

I certify, under penalty of law, that the information that will be used to determine compliance with the Class B pathogen requirements in § 503.32(b) and the vector attraction reduction requirement in (insert one of the vector attraction reduction requirements in § 503.33(b)(1) through (b)(8) if one of those requirements is met) was prepared under my direction and supervision in accordance with the system designed to ensure that qualified personnel properly gather and evaluate this information. I am aware that there are significant penalties for false certification including the possibility of fine and imprisonment.

(C) A description of how the Class B pathogen requirements in § 503.32(b) are met.

(D) When one of the vector attraction reduction requirements in § 503.33 (b)(1) through (b)(8) is met, a description of how the vector attraction reduction requirement is met.

(ii) The person who applies the bulk sewage sludge shall develop the following information and shall retain the information for five years.

(A) The following certification statement:

I certify, under penalty of law, that the information that will be used to determine compliance with the management practices in § 503.14, the site restrictions in § 503.32(b)(5), and the vector attraction reduction requirement in (insert either § 503.33(b)(9) or (b)(10) if one of those requirements is met) was prepared for each site on which bulk sewage sludge is applied under my direction and supervision in accordance

with the system designed to ensure that qualified personnel properly gather and evaluate this information. I am aware that there are significant penalties for false certification including the possibility of fine and imprisonment.

(B) A description of how the management practices in § 503.14 are met for each site on which bulk sewage sludge is applied.

(C) A description of how the site restrictions in § 503.32(b)(5) are met for each site on which bulk sewage sludge is applied.

(D) When the vector attraction reduction requirement in either § 503.33 (b)(9) or (b)(10) is met, a description of how the vector attraction reduction requirement is met.

(E) The date bulk sewage sludge is applied to each site.

(5) If the requirements in § 503.13(a)(2)(i) are met when bulk sewage sludge is applied to agricultural land, forest, a public contact site, or a reclamation site:

(i) The person who prepares the bulk sewage sludge shall develop the following information and shall retain the information for five years.

(A) The concentration of each pollutant listed in Table 1 of § 503.13 in the bulk sewage sludge.

(B) The following certification statement:

I certify, under penalty of law, that the information that will be used to determine compliance with the pathogen requirements in (insert either § 503.32(a) or § 503.32(b)) and the vector attraction reduction requirement in (insert one of the vector attraction reduction requirements in § 503.33(b)(1) through (b)(8) if one of those requirements is met) was prepared under my direction and supervision in accordance with the system designed to ensure that qualified personnel properly gather and evaluate this information. I am aware that there are significant penalties for false certification including the possibility of fine and imprisonment.

(C) A description of how the pathogen requirements in either § 503.32 (a) or (b) are met.

(D) When one of the vector attraction requirements in § 503.33 (b)(1) through (b)(8) is met, a description of how the vector attraction requirement is met.

§ 503.17

40 CFR Ch. I (7–1–21 Edition)

(ii) The person who applies the bulk sewage sludge shall develop the following information, retain the information in § 503.17 (a)(5)(ii)(A) through (a)(5)(ii)(G) indefinitely, and retain the information in § 503.17 (a)(5)(ii)(H) through (a)(5)(ii)(M) for five years.

(A) The location, by either street address or latitude and longitude, of each site on which bulk sewage sludge is applied.

(B) The number of hectares in each site on which bulk sewage sludge is applied.

(C) The date bulk sewage sludge is applied to each site.

(D) The cumulative amount of each pollutant (*i.e.*, kilograms) listed in Table 2 of § 503.13 in the bulk sewage sludge applied to each site, including the amount in § 503.12(e)(2)(iii).

(E) The amount of sewage sludge (*i.e.*, metric tons) applied to each site.

(F) The following certification statement:

I certify, under penalty of law, that the information that will be used to determine compliance with the requirement to obtain information in § 503.12(e)(2) was prepared for each site on which bulk sewage sludge was applied under my direction and supervision in accordance with the system designed to ensure that qualified personnel properly gather and evaluate this information. I am aware that there are significant penalties for false certification including the possibility of fine and imprisonment.

(G) A description of how the requirements to obtain information in § 503.12(e)(2) are met.

(H) The following certification statement:

I certify, under penalty of law, that the information that will be used to determine compliance with the management practices in § 503.14 was prepared for each site on which bulk sewage sludge was applied under my direction and supervision in accordance with the system designed to ensure that qualified personnel properly gather and evaluate this information. I am aware that there are significant penalties for false certification including the possibility of fine and imprisonment.

(I) A description of how the management practices in § 503.14 are met for each site on which bulk sewage sludge is applied.

(J) The following certification statement when the bulk sewage sludge

meets the Class B pathogen requirements in § 503.32(b):

I certify, under penalty of law, that the information that will be used to determine compliance with the site restrictions in § 503.32(b)(5) for each site on which Class B sewage sludge was applied was prepared under my direction and supervision in accordance with the system designed to ensure that qualified personnel properly gather and evaluate this information. I am aware that there are significant penalties for false certification including the possibility of fine and imprisonment.

(K) A description of how the site restrictions in § 503.32(b)(5) are met for each site on which Class B bulk sewage sludge is applied.

(L) The following certification statement when the vector attraction reduction requirement in either § 503.33(b)(9) or (b)(10) is met:

I certify, under penalty of law, that the information that will be used to determine compliance with the vector attraction reduction requirement in (insert either § 503.33(b)(9) or § 503.33(b)(10)) was prepared under my direction and supervision in accordance with the system designed to ensure that qualified personnel properly gather and evaluate this information. I am aware that there are significant penalties for false certification including the possibility of fine and imprisonment.

(M) If the vector attraction reduction requirements in either § 503.33 (b)(9) or (b)(10) are met, a description of how the requirements are met.

(6) If the requirements in § 503.13(a)(4)(ii) are met when sewage sludge is sold or given away in a bag or other container for application to the land, the person who prepares the sewage sludge that is sold or given away in a bag or other container shall develop the following information and shall retain the information for five years:

(i) The annual whole sludge application rate for the sewage sludge that does not cause the annual pollutant loading rates in Table 4 of § 503.13 to be exceeded.

(ii) The concentration of each pollutant listed in Table 4 of § 503.13 in the sewage sludge.

(iii) The following certification statement:

I certify, under penalty of law, that the information that will be used to determine compliance with the management practice in

Environmental Protection Agency

§ 503.18

§ 503.14(e), the Class A pathogen requirement in § 503.32(a), and the vector attraction reduction requirement in (insert one of the vector attraction reduction requirements in § 503.33(b)(1) through § 503.33(b)(8)) was prepared under my direction and supervision in accordance with the system designed to ensure that qualified personnel properly gather and evaluate this information. I am aware that there are significant penalties for false certification including the possibility of fine and imprisonment.

(iv) A description of how the Class A pathogen requirements in § 503.32(a) are met.

(v) A description of how one of the vector attraction requirements in § 503.33 (b)(1) through (b)(8) is met.

(b) *Domestic septage*. When domestic septage is applied to agricultural land, forest, or a reclamation site, the person who applies the domestic septage shall develop the following information and shall retain the information for five years:

(1) The location, by either street address or latitude and longitude, of each site on which domestic septage is applied.

(2) The number of acres in each site on which domestic septage is applied.

(3) The date domestic septage is applied to each site.

(4) The nitrogen requirement for the crop or vegetation grown on each site during a 365 day period.

(5) The rate, in gallons per acre per 365 day period, at which domestic septage is applied to each site.

(6) The following certification statement:

I certify, under penalty of law, that the information that will be used to determine compliance with the pathogen requirements (insert either § 503.32(c)(1) or § 503.32(c)(2)) and the vector attraction reduction requirement in [insert § 503.33(b)(9), § 503.33(b)(10), or § 503.33(b)(12)] was prepared under my direction and supervision in accordance with the system designed to ensure that qualified personnel properly gather and evaluate this information. I am aware that there are significant penalties for false certification including the possibility of fine and imprisonment.

(7) A description of how the pathogen requirements in either § 503.32(c)(1) or (c)(2) are met.

(8) A description of how the vector attraction reduction requirements in § 503.33 (b)(9), (b)(10), or (b)(12) are met.

(Approved by the Office of Management and Budget under control number 2040-0157)

[58 FR 9387, Feb. 19, 1993, as amended at 64 FR 42569, Aug. 4, 1999]

§ 503.18 Reporting.

Class I sludge management facilities, POTWs (as defined in § 501.2 of this chapter) with a design flow rate equal to or greater than one million gallons per day, and POTWs that serve 10,000 people or more shall submit a report on February 19 of each year. As of December 21, 2016, all reports submitted in compliance with this section must be submitted electronically by the operator to EPA when the Regional Administrator is the Director in compliance with this section and 40 CFR part 3 (including, in all cases, subpart D to part 3), 40 CFR 122.22, and 40 CFR part 127. Otherwise, as of December 21, 2025, or an EPA-approved alternative date (*see* 40 CFR 127.24(e) or (f)), all reports submitted in compliance with this section must be submitted electronically in compliance with this section and 40 CFR part 3 (including, in all cases, subpart D to 40 CFR part 3), 40 CFR 122.22, and 40 CFR part 127. 40 CFR part 127 is not intended to undo existing requirements for electronic reporting. Prior to the compliance deadlines for electronic reporting (*see* Table 1 in 40 CFR 127.16), the Director may also require operators to electronically submit annual reports under this section if required to do so by State law.

(a) The information in § 503.17(a), except the information in § 503.17(a)(3)(ii), (a)(4)(ii) and in (a)(5)(ii), for the appropriate requirements on February 19 of each year.

(b) The information in § 503.17(a)(5)(ii)(A) through (G) on February 19th of each year when 90 percent or more of any of the cumulative pollutant loading rates in Table 2 of § 503.13 is reached at a land application site.

[85 FR 69205, Nov. 2, 2020]

Subpart C—Surface Disposal

§ 503.20 Applicability.

(a) This subpart applies to any person who prepares sewage sludge that is placed on a surface disposal site, to the owner/operator of a surface disposal site, to sewage sludge placed on a surface disposal site, and to a surface disposal site.

(b) This subpart does not apply to sewage sludge stored on the land or to the land on which sewage sludge is stored. It also does not apply to sewage sludge that remains on the land for longer than two years when the person who prepares the sewage sludge demonstrates that the land on which the sewage sludge remains is not an active sewage sludge unit. The demonstration shall include the following information, which shall be retained by the person who prepares the sewage sludge for the period that the sewage sludge remains on the land:

- (1) The name and address of the person who prepares the sewage sludge.
- (2) The name and address of the person who either owns the land or leases the land.
- (3) The location, by either street address or latitude and longitude, of the land.
- (4) An explanation of why sewage sludge needs to remain on the land for longer than two years prior to final use or disposal.

(5) The approximate time period when the sewage sludge will be used or disposed.

(c) This subpart does not apply to sewage sludge treated on the land or to the land on which sewage sludge is treated.

§ 503.21 Special definitions.

(a) *Active sewage sludge unit* is a sewage sludge unit that has not closed.

(b) *Aquifer* is a geologic formation, group of geologic formations, or a portion of a geologic formation capable of yielding ground water to wells or springs.

(c) *Contaminate an aquifer* means to introduce a substance that causes the maximum contaminant level for nitrate in 40 CFR 141.62(b) to be exceeded in the ground water or that causes the existing concentration of nitrate in

ground water to increase when the existing concentration of nitrate in the ground water exceeds the maximum contaminant level for nitrate in 40 CFR 141.62(b).

(d) *Cover* is soil or other material used to cover sewage sludge placed on an active sewage sludge unit.

(e) *Displacement* is the relative movement of any two sides of a fault measured in any direction.

(f) *Fault* is a fracture or zone of fractures in any materials along which strata on one side are displaced with respect to strata on the other side.

(g) *Final cover* is the last layer of soil or other material placed on a sewage sludge unit at closure.

(h) *Holocene time* is the most recent epoch of the Quaternary period, extending from the end of the Pleistocene epoch to the present.

(i) *Leachate collection system* is a system or device installed immediately above a liner that is designed, constructed, maintained, and operated to collect and remove leachate from a sewage sludge unit.

(j) *Liner* is soil or synthetic material that has a hydraulic conductivity of 1×10^{-7} centimeters per second or less.

(k) *Lower explosive limit for methane gas* is the lowest percentage of methane gas in air, by volume, that propagates a flame at 25 degrees Celsius and atmospheric pressure.

(l) *Qualified ground-water scientist* is an individual with a baccalaureate or post-graduate degree in the natural sciences or engineering who has sufficient training and experience in ground-water hydrology and related fields, as may be demonstrated by State registration, professional certification, or completion of accredited university programs, to make sound professional judgments regarding ground-water monitoring, pollutant fate and transport, and corrective action.

(m) *Seismic impact zone* is an area that has a 10 percent or greater probability that the horizontal ground level acceleration of the rock in the area exceeds 0.10 gravity once in 250 years.

(n) *Sewage sludge unit* is land on which only sewage sludge is placed for final disposal. This does not include land on which sewage sludge is either

Environmental Protection Agency

§ 503.23

stored or treated. Land does not include waters of the United States, as defined in 40 CFR 122.2.

(o) *Sewage sludge unit boundary* is the outermost perimeter of an active sewage sludge unit.

(p) *Surface disposal site* is an area of land that contains one or more active sewage sludge units.

(q) *Unstable area* is land subject to natural or human-induced forces that may damage the structural components of an active sewage sludge unit. This includes, but is not limited to, land on which the soils are subject to mass movement.

[58 FR 9387, Feb. 19, 1993, as amended at 64 FR 42570, Aug. 4, 1999]

§ 503.22 General requirements.

(a) No person shall place sewage sludge on an active sewage sludge unit unless the requirements in this subpart are met.

(b) An active sewage sludge unit located within 60 meters of a fault that has displacement in Holocene time; located in an unstable area; or located in a wetland, except as provided in a permit issued pursuant to either section 402 or 404 of the CWA, shall close by March 22, 1994, unless, in the case of an active sewage sludge unit located within 60 meters of a fault that has displacement in Holocene time, otherwise specified by the permitting authority.

(c) The owner/operator of an active sewage sludge unit shall submit a written closure and post closure plan to the permitting authority 180 days prior to the date that the active sewage sludge unit closes. The plan shall describe how the sewage sludge unit will be closed and, at a minimum, shall include:

(1) A discussion of how the leachate collection system will be operated and maintained for three years after the sewage sludge unit closes if the sewage sludge unit has a liner and leachate collection system.

(2) A description of the system used to monitor for methane gas in the air in any structures within the surface disposal site and in the air at the property line of the surface disposal site, as required in § 503.24(j)(2).

(3) A discussion of how public access to the surface disposal site will be re-

stricted for three years after the last sewage sludge unit in the surface disposal site closes.

(d) The owner of a surface disposal site shall provide written notification to the subsequent owner of the site that sewage sludge was placed on the land.

[58 FR 9387, Feb. 19, 1993, as amended at 64 FR 42570, Aug. 4, 1999]

§ 503.23 Pollutant limits (other than domestic septage).

(a) Active sewage sludge unit without a liner and leachate collection system.

(1) Except as provided in § 503.23 (a)(2) and (b), the concentration of each pollutant listed in Table 1 of § 503.23 in sewage sludge placed on an active sewage sludge unit shall not exceed the concentration for the pollutant in Table 1 of § 503.23.

TABLE 1 OF § 503.23—POLLUTANT CONCENTRATIONS—ACTIVE SEWAGE SLUDGE UNIT WITHOUT A LINER AND LEACHATE COLLECTION

Pollutant	Concentration (milligrams per kilograms ¹)
Arsenic	73
Chromium	600
Nickel	420

¹ Dry weight basis.

(2) Except as provided in § 503.23(b), the concentration of each pollutant listed in Table 1 of § 503.23 in sewage sludge placed on an active sewage sludge unit whose boundary is less than 150 meters from the property line of the surface disposal site shall not exceed the concentration determined using the following procedure.

(i) The actual distance from the active sewage sludge unit boundary to the property line of the surface disposal site shall be determined.

(ii) The concentration of each pollutant listed in Table 2 of § 503.23 in the sewage sludge shall not exceed the concentration in Table 2 of § 503.23 that corresponds to the actual distance in § 503.23(a)(2)(i).

§ 503.24

40 CFR Ch. I (7–1–21 Edition)

TABLE 2 OF § 503.23—POLLUTANT CONCENTRATIONS—ACTIVE SEWAGE SLUDGE UNIT WITHOUT A LINER AND LEACHATE COLLECTION SYSTEM THAT HAS A UNIT BOUNDARY TO PROPERTY LINE DISTANCE LESS THAN 150 METERS

Unit boundary to property line Distance (meters)	Pollutant concentration ¹		
	Arsenic (mg/kg)	Chromium (mg/kg)	Nickel (mg/kg)
0 to less than 25	30	200	210
25 to less than 50	34	220	240
50 to less than 75	39	260	270
75 to less than 100	46	300	320
100 to less than 125	53	360	390
125 to less than 150	62	450	420

¹ Dry weight basis.

(b) Active sewage sludge unit without a liner and leachate collection system—site-specific limits.

(1) At the time of permit application, the owner/operator of a surface disposal site may request site-specific pollutant limits in accordance with § 503.23(b)(2) for an active sewage sludge unit without a liner and leachate collection system when the existing values for site parameters specified by the permitting authority are different from the values for those parameters used to develop the pollutant limits in Table 1 of § 503.23 and when the permitting authority determines that site-specific pollutant limits are appropriate for the active sewage sludge unit.

(2) The concentration of each pollutant listed in Table 1 of § 503.23 in sewage sludge placed on an active sewage sludge unit without a liner and leachate collection system shall not exceed either the concentration for the pollutant determined during a site-specific assessment, as specified by the permitting authority, or the existing concentration of the pollutant in the sewage sludge, whichever is lower.

§ 503.24 Management practices.

(a) Sewage sludge shall not be placed on an active sewage sludge unit if it is likely to adversely affect a threatened or endangered species listed under section 4 of the Endangered Species Act or its designated critical habitat.

(b) An active sewage sludge unit shall not restrict the flow of a base flood.

(c) When a surface disposal site is located in a seismic impact zone, an active sewage sludge unit shall be de-

signed to withstand the maximum recorded horizontal ground level acceleration.

(d) An active sewage sludge unit shall be located 60 meters or more from a fault that has displacement in Holocene time, unless otherwise specified by the permitting authority.

(e) An active sewage sludge unit shall not be located in an unstable area.

(f) An active sewage sludge unit shall not be located in a wetland, except as provided in a permit issued pursuant to section 402 or 404 of the CWA.

(g)(1) Run-off from an active sewage sludge unit shall be collected and shall be disposed in accordance with National Pollutant Discharge Elimination System permit requirements and any other applicable requirements.

(2) The run-off collection system for an active sewage sludge unit shall have the capacity to handle run-off from a 24-hour, 25-year storm event.

(h) The leachate collection system for an active sewage sludge unit that has a liner and leachate collection system shall be operated and maintained during the period the sewage sludge unit is active and for three years after the sewage sludge unit closes.

(i) Leachate from an active sewage sludge unit that has a liner and leachate collection system shall be collected and shall be disposed in accordance with the applicable requirements during the period the sewage sludge unit is active and for three years after the sewage sludge unit closes.

(j)(1) When a cover is placed on an active sewage sludge unit, the concentration of methane gas in air in any structure within the surface disposal site shall not exceed 25 percent of the lower explosive limit for methane gas during the period that the sewage sludge unit is active and the concentration of methane gas in air at the property line of the surface disposal site shall not exceed the lower explosive limit for methane gas during the period that the sewage sludge unit is active.

(2) When a final cover is placed on a sewage sludge unit at closure, the concentration of methane gas in air in any structure within the surface disposal site shall not exceed 25 percent of the lower explosive limit for methane gas for three years after the sewage sludge

Environmental Protection Agency

§ 503.26

unit closes and the concentration of methane gas in air at the property line of the surface disposal site shall not exceed the lower explosive limit for methane gas for three years after the sewage sludge unit closes, unless otherwise specified by the permitting authority.

(k) A food crop, a feed crop, or a fiber crop shall not be grown on an active sewage sludge unit, unless the owner/operator of the surface disposal site demonstrates to the permitting authority that through management practices public health and the environment are protected from any reasonably anticipated adverse effects of pollutants in sewage sludge when crops are grown.

(l) Animals shall not be grazed on an active sewage sludge unit, unless the owner/operator of the surface disposal site demonstrates to the permitting authority that through management practices public health and the environment are protected from any reasonably anticipated adverse effects of pollutants in sewage sludge when animals are grazed.

(m) Public access to a surface disposal site shall be restricted for the period that the surface disposal site contains an active sewage sludge unit and for three years after the last active sewage sludge unit in the surface disposal site closes.

(n)(1) Sewage sludge placed on an active sewage sludge unit shall not contaminate an aquifer.

(2) Results of a ground-water monitoring program developed by a qualified ground-water scientist or a certification by a qualified ground-water sci-

entist shall be used to demonstrate that sewage sludge placed on an active sewage sludge unit does not contaminate an aquifer.

§ 503.25 Operational standards—pathogens and vector attraction reduction.

(a) *Pathogens—sewage sludge (other than domestic septage).* The Class A pathogens requirements in § 503.32(a) or one of the Class B pathogen requirements in § 503.32 (b)(2) through (b)(4) shall be met when sewage sludge is placed on an active sewage sludge unit, unless the vector attraction reduction requirement in § 503.33(b)(11) is met.

(b) *Vector attraction reduction—sewage sludge (other than domestic septage).* One of the vector attraction reduction requirements in § 503.33 (b)(1) through (b)(11) shall be met when sewage sludge is placed on an active sewage sludge unit.

(c) *Vector attraction reduction—domestic septage.* One of the vector attraction reduction requirement in § 503.33 (b)(9) through (b)(12) shall be met when domestic septage is placed on an active sewage sludge unit.

§ 503.26 Frequency of monitoring.

(a) *Sewage sludge (other than domestic septage).* (1) The frequency of monitoring for the pollutants in Tables 1 and 2 of § 503.23; the pathogen density requirements in § 503.32(a) and in § 503.32(b)(2); and the vector attraction reduction requirements in § 503.33(b)(1) through (b)(4) and § 503.33(b)(7) through (b)(8) for sewage sludge placed on an active sewage sludge unit shall be the frequency in Table 1 of § 503.26.

TABLE 1 OF § 503.26—FREQUENCY OF MONITORING—SURFACE DISPOSAL

Amount of sewage sludge ¹ (metric tons per 365 day period)	Frequency
Greater than zero but less than 290	Once per year.
Equal to or greater than 290 but less than 1,500	Once per quarter (four times per year).
Equal to or greater than 1,500 but less than 15,000	Once per 60 days (six times per year).
Equal to or greater than 15,000	Once per month (12 times per year).

¹ Amount of sewage sludge placed on an active sewage sludge unit (dry weight basis).

(2) After the sewage sludge has been monitored for two years at the frequency in Table 1 of this section, the permitting authority may reduce the frequency of monitoring for pollutant

concentrations and for the pathogen density requirements in § 503.32(a)(5)(ii) and (a)(5)(iii).

(b) *Domestic septage.* If the vector attraction reduction requirements in

§ 503.27

40 CFR Ch. I (7–1–21 Edition)

§ 503.33(b)(12) are met when domestic septage is placed on an active sewage sludge unit, each container of domestic septage shall be monitored for compliance with those requirements.

(c) *Air.* Air in structures within a surface disposal site and at the property line of the surface disposal site shall be monitored continuously for methane gas during the period that the surface disposal site contains an active sewage sludge unit on which the sewage sludge is covered and for three years after a sewage sludge unit closes when a final cover is placed on the sewage sludge.

(Approved by the Office of Management and Budget under control number 2040–0157)

[58 FR 9387, Feb. 19, 1993, as amended at 64 FR 42570, Aug. 4, 1999]

§ 503.27 Recordkeeping.

(a) When sewage sludge (other than domestic septage) is placed on an active sewage sludge unit:

(1) The person who prepares the sewage sludge shall develop the following information and shall retain the information for five years.

(i) The concentration of each pollutant listed in Table 1 of § 503.23 in the sewage sludge when the pollutant concentrations in Table 1 of § 503.23 are met.

(ii) The following certification statement:

I certify, under penalty of law, that the information that will be used to determine compliance with the pathogen requirements in (insert § 503.32(a), § 503.32(b)(2), § 503.32(b)(3), or § 503.32(b)(4) when one of those requirements is met) and the vector attraction reduction requirement in (insert one of the vector attraction reduction requirements in § 503.33 (b)(1) through (b)(8) if one of those requirements is met) was prepared under my direction and supervision in accordance with the system designed to ensure that qualified personnel properly gather and evaluate this information. I am aware that there are significant penalties for false certification including the possibility of fine and imprisonment.

(iii) A description of how the pathogen requirements in § 503.32 (a), (b)(2), (b)(3), or (b)(4) are met when one of those requirements is met.

(iv) A description of how one of the vector attraction reduction requirements in § 503.33 (b)(1) through (b)(8) is

met when one of those requirements is met.

(2) The owner/operator of the surface disposal site, shall develop the following information and shall retain that information for five years.

(i) The concentration of each pollutant listed in Table 2 of § 503.23 in the sewage sludge when the pollutant concentrations in Table 2 of § 503.23 are met or when site-specific pollutant limits in § 503.23(b) are met.

(ii) The following certification statement:

I certify, under penalty of law, that the information that will be used to determine compliance with the management practices in § 503.24 and the vector attraction reduction requirement in (insert one of the requirements in § 503.33(b)(9) through § 503.33(b)(11) if one of those requirements is met) was prepared under my direction and supervision in accordance with the system designed to ensure that qualified personnel properly gather and evaluate this information. I am aware that there are significant penalties for false certification including the possibility of fine and imprisonment.

(iii) A description of how the management practices in § 503.24 are met.

(iv) A description of how the vector attraction reduction requirements in § 503.33 (b)(9) through (b)(11) are met if one of those requirements is met.

(b) When domestic septage is placed on a surface disposal site:

(1) If the vector attraction reduction requirements in § 503.33(b)(12) are met, the person who places the domestic septage on the surface disposal site shall develop the following information and shall retain the information for five years:

(i) The following certification statement:

I certify, under penalty of law, that the information that will be used to determine compliance with the vector attraction reduction requirements in § 503.33(b)(12) was prepared under my direction and supervision in accordance with the system designed to ensure that qualified personnel properly gather and evaluate this information. I am aware that there are significant penalties for false certification including the possibility of fine and imprisonment.

(ii) A description of how the vector attraction reduction requirements in § 503.33(b)(12) are met.

Environmental Protection Agency

§ 503.31

(2) The owner/operator of the surface disposal site shall develop the following information and shall retain that information for five years:

(i) The following certification statement:

I certify, under penalty of law, that the information that will be used to determine compliance with the management practices in § 503.24 and the vector attraction reduction requirements in (insert § 503.33(b)(9) through § 503.33(b)(11) if one of those requirements is met) was prepared under my direction and supervision in accordance with the system designed to ensure that qualified personnel properly gather and evaluate this information. I am aware that there are significant penalties for false certification including the possibility of fine or imprisonment.

(ii) A description of how the management practices in § 503.24 are met.

(iii) A description how the vector attraction reduction requirements in § 503.33(b)(9) through § 503.33(b)(11) are met if one of those requirements is met.

(Approved by the Office of Management and Budget under control number 2040-0157)

[58 FR 9387, Feb. 19, 1993, as amended at 64 FR 42571, Aug. 4, 1999]

§ 503.28 Reporting.

Class I sludge management facilities, POTWs (as defined in 40 CFR 501.2) with a design flow rate equal to or greater than one million gallons per day, and POTWs that serve 10,000 people or more shall submit a report on February 19 of each year. As of December 21, 2016, all reports submitted in compliance with this section must be submitted electronically by the operator to EPA when the Regional Administrator is the Director in compliance with this section and 40 CFR part 3 (including, in all cases, subpart D to 40 CFR part 3), 40 CFR 122.22, and 40 CFR part 127. Otherwise, as of December 21, 2025, or an EPA-approved alternative date (see 40 CFR 127.24(e) or (f)), all reports submitted in compliance with this section must be submitted electronically in compliance with this section and 40 CFR part 3 (including, in all cases, subpart D to 40 CFR part 3), 40 CFR 122.22, and 40 CFR part 127. 40 CFR part 127 is not intended to undo existing requirements for electronic reporting. Prior to the compliance deadlines

for electronic reporting (see Table 1 in 40 CFR 127.16), the Director may also require operators to electronically submit annual reports under this section if required to do so by state law.

[85 FR 69205, Nov. 2, 2020]

Subpart D—Pathogens and Vector Attraction Reduction

§ 503.30 Scope.

(a) This subpart contains the requirements for a sewage sludge to be classified either Class A or Class B with respect to pathogens.

(b) This subpart contains the site restrictions for land on which a Class B sewage sludge is applied.

(c) This subpart contains the pathogen requirements for domestic septage applied to agricultural land, forest, or a reclamation site.

(d) This subpart contains alternative vector attraction reduction requirements for sewage sludge that is applied to the land or placed on a surface disposal site.

§ 503.31 Special definitions.

(a) *Aerobic digestion* is the biochemical decomposition of organic matter in sewage sludge into carbon dioxide and water by microorganisms in the presence of air.

(b) *Anaerobic digestion* is the biochemical decomposition of organic matter in sewage sludge into methane gas and carbon dioxide by microorganisms in the absence of air.

(c) *Density of microorganisms* is the number of microorganisms per unit mass of total solids (dry weight) in the sewage sludge.

(d) *Land with a high potential for public exposure* is land that the public uses frequently. This includes, but is not limited to, a public contact site and a reclamation site located in a populated area (e.g., a construction site located in a city).

(e) *Land with a low potential for public exposure* is land that the public uses infrequently. This includes, but is not limited to, agricultural land, forest, and a reclamation site located in an unpopulated area (e.g., a strip mine located in a rural area).

§ 503.32

40 CFR Ch. I (7–1–21 Edition)

(f) *Pathogenic organisms* are disease-causing organisms. These include, but are not limited to, certain bacteria, protozoa, viruses, and viable helminth ova.

(g) *pH* means the logarithm of the reciprocal of the hydrogen ion concentration measured at 25 °Centigrade or measured at another temperature and then converted to an equivalent value at 25 °Centigrade.

(h) *Specific oxygen uptake rate (SOUR)* is the mass of oxygen consumed per unit time per unit mass of total solids (dry weight basis) in the sewage sludge.

(i) *Total solids* are the materials in sewage sludge that remain as residue when the sewage sludge is dried at 103 to 105 degrees Celsius.

(j) *Unstabilized solids* are organic materials in sewage sludge that have not been treated in either an aerobic or anaerobic treatment process.

(k) *Vector attraction* is the characteristic of sewage sludge that attracts rodents, flies, mosquitos, or other organisms capable of transporting infectious agents.

(l) *Volatile solids* is the amount of the total solids in sewage sludge lost when the sewage sludge is combusted at 550 degrees Celsius in the presence of excess air.

[58 FR 9387, Feb. 19, 1993, as amended at 64 FR 42571, Aug. 4, 1999]

§ 503.32 Pathogens.

(a) *Sewage sludge—Class A.* (1) The requirement in § 503.32(a)(2) and the requirements in either § 503.32(a)(3), (a)(4), (a)(5), (a)(6), (a)(7), or (a)(8) shall be met for a sewage sludge to be classified Class A with respect to pathogens.

(2) The Class A pathogen requirements in § 503.32 (a)(3) through (a)(8) shall be met either prior to meeting or at the same time the vector attraction reduction requirements in § 503.33, except the vector attraction reduction requirements in § 503.33 (b)(6) through (b)(8), are met.

(3) *Class A—Alternative 1.* (i) Either the density of fecal coliform in the sewage sludge shall be less than 1000 Most Probable Number per gram of total solids (dry weight basis), or the density of *Salmonella* sp. bacteria in the sewage sludge shall be less than three Most Probable Number per four grams

of total solids (dry weight basis) at the time the sewage sludge is used or disposed; at the time the sewage sludge is prepared for sale or give away in a bag or other container for application to the land; or at the time the sewage sludge or material derived from sewage sludge is prepared to meet the requirements in § 503.10 (b), (c), (e), or (f).

(ii) The temperature of the sewage sludge that is used or disposed shall be maintained at a specific value for a period of time.

(A) When the percent solids of the sewage sludge is seven percent or higher, the temperature of the sewage sludge shall be 50 degrees Celsius or higher; the time period shall be 20 minutes or longer; and the temperature and time period shall be determined using equation (2), except when small particles of sewage sludge are heated by either warmed gases or an immiscible liquid.

$$D = \frac{131,700,000}{10^{0.1400t}} \quad \text{Eq. (2)}$$

Where,

D = time in days.

t = temperature in degrees Celsius.

(B) When the percent solids of the sewage sludge is seven percent or higher and small particles of sewage sludge are heated by either warmed gases or an immiscible liquid, the temperature of the sewage sludge shall be 50 degrees Celsius or higher; the time period shall be 15 seconds or longer; and the temperature and time period shall be determined using equation (2).

(C) When the percent solids of the sewage sludge is less than seven percent and the time period is at least 15 seconds, but less than 30 minutes, the temperature and time period shall be determined using equation (2).

(D) When the percent solids of the sewage sludge is less than seven percent; the temperature of the sewage sludge is 50 degrees Celsius or higher; and the time period is 30 minutes or longer, the temperature and time period shall be determined using equation (3).

$$D = \frac{50,070,000}{10^{0.1400t}} \quad \text{Eq. (3)}$$

Environmental Protection Agency

§ 503.32

Where,

D = time in days.

t = temperature in degrees Celsius.

(4) *Class A—Alternative 2.* (i) Either the density of fecal coliform in the sewage sludge shall be less than 1000 Most Probable Number per gram of total solids (dry weight basis), or the density of *Salmonella* sp. bacteria in the sewage sludge shall be less than three Most Probable Number per four grams of total solids (dry weight basis) at the time the sewage sludge is used or disposed; at the time the sewage sludge is prepared for sale or give away in a bag or other container for application to the land; or at the time the sewage sludge or material derived from sewage sludge is prepared to meet the requirements in § 503.10 (b), (c), (e), or (f).

(ii)(A) The pH of the sewage sludge that is used or disposed shall be raised to above 12 and shall remain above 12 for 72 hours.

(B) The temperature of the sewage sludge shall be above 52 degrees Celsius for 12 hours or longer during the period that the pH of the sewage sludge is above 12.

(C) At the end of the 72 hour period during which the pH of the sewage sludge is above 12, the sewage sludge shall be air dried to achieve a percent solids in the sewage sludge greater than 50 percent.

(5) *Class A—Alternative 3.* (i) Either the density of fecal coliform in the sewage sludge shall be less than 1000 Most Probable Number per gram of total solids (dry weight basis), or the density of *Salmonella* sp. bacteria in sewage sludge shall be less than three Most Probable Number per four grams of total solids (dry weight basis) at the time the sewage sludge is used or disposed; at the time the sewage sludge is prepared for sale or give away in a bag or other container for application to the land; or at the time the sewage sludge or material derived from sewage sludge is prepared to meet the requirements in § 503.10 (b), (c), (e), or (f).

(ii)(A) The sewage sludge shall be analyzed prior to pathogen treatment to determine whether the sewage sludge contains enteric viruses.

(B) When the density of enteric viruses in the sewage sludge prior to pathogen treatment is less than one

Plaque-forming Unit per four grams of total solids (dry weight basis), the sewage sludge is Class A with respect to enteric viruses until the next monitoring episode for the sewage sludge.

(C) When the density of enteric viruses in the sewage sludge prior to pathogen treatment is equal to or greater than one Plaque-forming Unit per four grams of total solids (dry weight basis), the sewage sludge is Class A with respect to enteric viruses when the density of enteric viruses in the sewage sludge after pathogen treatment is less than one Plaque-forming Unit per four grams of total solids (dry weight basis) and when the values or ranges of values for the operating parameters for the pathogen treatment process that produces the sewage sludge that meets the enteric virus density requirement are documented.

(D) After the enteric virus reduction in paragraph (a)(5)(ii)(C) of this section is demonstrated for the pathogen treatment process, the sewage sludge continues to be Class A with respect to enteric viruses when the values for the pathogen treatment process operating parameters are consistent with the values or ranges of values documented in paragraph (a)(5)(ii)(C) of this section.

(iii)(A) The sewage sludge shall be analyzed prior to pathogen treatment to determine whether the sewage sludge contains viable helminth ova.

(B) When the density of viable helminth ova in the sewage sludge prior to pathogen treatment is less than one per four grams of total solids (dry weight basis), the sewage sludge is Class A with respect to viable helminth ova until the next monitoring episode for the sewage sludge.

(C) When the density of viable helminth ova in the sewage sludge prior to pathogen treatment is equal to or greater than one per four grams of total solids (dry weight basis), the sewage sludge is Class A with respect to viable helminth ova when the density of viable helminth ova in the sewage sludge after pathogen treatment is less than one per four grams of total solids (dry weight basis) and when the values or ranges of values for the operating parameters for the pathogen treatment process that produces the sewage sludge that meets the viable helminth

ova density requirement are documented.

(D) After the viable helminth ova reduction in paragraph (a)(5)(iii)(C) of this section is demonstrated for the pathogen treatment process, the sewage sludge continues to be Class A with respect to viable helminth ova when the values for the pathogen treatment process operating parameters are consistent with the values or ranges of values documented in paragraph (a)(5)(iii)(C) of this section.

(6) *Class A—Alternative 4.* (i) Either the density of fecal coliform in the sewage sludge shall be less than 1000 Most Probable Number per gram of total solids (dry weight basis), or the density of *Salmonella* sp. bacteria in the sewage sludge shall be less than three Most Probable Number per four grams of total solids (dry weight basis) at the time the sewage sludge is used or disposed; at the time the sewage sludge is prepared for sale or give away in a bag or other container for application to the land; or at the time the sewage sludge or material derived from sewage sludge is prepared to meet the requirements in § 503.10 (b), (c), (e), or (f).

(ii) The density of enteric viruses in the sewage sludge shall be less than one Plaque-forming Unit per four grams of total solids (dry weight basis) at the time the sewage sludge is used or disposed; at the time the sewage sludge is prepared for sale or give away in a bag or other container for application to the land; or at the time the sewage sludge or material derived from sewage sludge is prepared to meet the requirements in § 503.10 (b), (c), (e), or (f), unless otherwise specified by the permitting authority.

(iii) The density of viable helminth ova in the sewage sludge shall be less than one per four grams of total solids (dry weight basis) at the time the sewage sludge is used or disposed; at the time the sewage sludge is prepared for sale or give away in a bag or other container for application to the land; or at the time the sewage sludge or material derived from sewage sludge is prepared to meet the requirements in § 503.10 (b), (c), (e), or (f), unless otherwise specified by the permitting authority.

(7) *Class A—Alternative 5.* (i) Either the density of fecal coliform in the

sewage sludge shall be less than 1000 Most Probable Number per gram of total solids (dry weight basis), or the density of *Salmonella*, sp. bacteria in the sewage sludge shall be less than three Most Probable Number per four grams of total solids (dry weight basis) at the time the sewage sludge is used or disposed; at the time the sewage sludge is prepared for sale or given away in a bag or other container for application to the land; or at the time the sewage sludge or material derived from sewage sludge is prepared to meet the requirements in § 503.10(b), (c), (e), or (f).

(ii) Sewage sludge that is used or disposed shall be treated in one of the Processes to Further Reduce Pathogens described in appendix B of this part.

(8) *Class A—Alternative 6.* (i) Either the density of fecal coliform in the sewage sludge shall be less than 1000 Most Probable Number per gram of total solids (dry weight basis), or the density of *Salmonella*, sp. bacteria in the sewage sludge shall be less than three Most Probable Number per four grams of total solids (dry weight basis) at the time the sewage sludge is used or disposed; at the time the sewage sludge is prepared for sale or given away in a bag or other container for application to the land; or at the time the sewage sludge or material derived from sewage sludge is prepared to meet the requirements in § 503.10(b), (c), (e), or (f).

(ii) Sewage sludge that is used or disposed shall be treated in a process that is equivalent to a Process to Further Reduce Pathogens, as determined by the permitting authority.

(b) *Sewage sludge—Class B.* (1)(i) The requirements in either § 503.32(b)(2), (b)(3), or (b)(4) shall be met for a sewage sludge to be classified Class B with respect to pathogens.

(ii) The site restrictions in § 503.32(b)(5) shall be met when sewage sludge that meets the Class B pathogen requirements in § 503.32(b)(2), (b)(3), or (b)(4) is applied to the land.

(2) *Class B—Alternative 1.* (i) Seven representative samples of the sewage sludge that is used or disposed shall be collected.

Environmental Protection Agency

§ 503.33

(ii) The geometric mean of the density of fecal coliform in the samples collected in paragraph (b)(2)(i) of this section shall be less than either 2,000,000 Most Probable Number per gram of total solids (dry weight basis) or 2,000,000 Colony Forming Units per gram of total solids (dry weight basis).

(3) *Class B—Alternative 2.* Sewage sludge that is used or disposed shall be treated in one of the Processes to Significantly Reduce Pathogens described in appendix B of this part.

(4) *Class B—Alternative 3.* Sewage sludge that is used or disposed shall be treated in a process that is equivalent to a Process to Significantly Reduce Pathogens, as determined by the permitting authority.

(5) *Site restrictions.* (i) Food crops with harvested parts that touch the sewage sludge/soil mixture and are totally above the land surface shall not be harvested for 14 months after application of sewage sludge.

(ii) Food crops with harvested parts below the surface of the land shall not be harvested for 20 months after application of sewage sludge when the sewage sludge remains on the land surface for four months or longer prior to incorporation into the soil.

(iii) Food crops with harvested parts below the surface of the land shall not be harvested for 38 months after application of sewage sludge when the sewage sludge remains on the land surface for less than four months prior to incorporation into the soil.

(iv) Food crops, feed crops, and fiber crops shall not be harvested for 30 days after application of sewage sludge.

(v) Animals shall not be grazed on the land for 30 days after application of sewage sludge.

(vi) Turf grown on land where sewage sludge is applied shall not be harvested for one year after application of the sewage sludge when the harvested turf is placed on either land with a high potential for public exposure or a lawn, unless otherwise specified by the permitting authority.

(vii) Public access to land with a high potential for public exposure shall be restricted for one year after application of sewage sludge.

(viii) Public access to land with a low potential for public exposure shall be

restricted for 30 days after application of sewage sludge.

(c) *Domestic septage.* (1) The site restrictions in §503.32(b)(5) shall be met when domestic septage is applied to agricultural land, forest, or a reclamation site; or

(2) The pH of domestic septage applied to agricultural land, forest, or a reclamation site shall be raised to 12 or higher by alkali addition and, without the addition of more alkali, shall remain at 12 or higher for 30 minutes and the site restrictions in §503.32 (b)(5)(i) through (b)(5)(iv) shall be met.

[58 FR 9387, Feb. 19, 1993, as amended at 64 FR 42571, Aug. 4, 1999]

§ 503.33 Vector attraction reduction.

(a)(1) One of the vector attraction reduction requirements in §503.33 (b)(1) through (b)(10) shall be met when bulk sewage sludge is applied to agricultural land, forest, a public contact site, or a reclamation site.

(2) One of the vector attraction reduction requirements in §503.33 (b)(1) through (b)(8) shall be met when bulk sewage sludge is applied to a lawn or a home garden.

(3) One of the vector attraction reduction requirements in §503.33 (b)(1) through (b)(8) shall be met when sewage sludge is sold or given away in a bag or other container for application to the land.

(4) One of the vector attraction reduction requirements in §503.33 (b)(1) through (b)(11) shall be met when sewage sludge (other than domestic septage) is placed on an active sewage sludge unit.

(5) One of the vector attraction reduction requirements in §503.33 (b)(9), (b)(10), or (b)(12) shall be met when domestic septage is applied to agricultural land, forest, or a reclamation site and one of the vector attraction reduction requirements in §503.33 (b)(9) through (b)(12) shall be met when domestic septage is placed on an active sewage sludge unit.

(b)(1) The mass of volatile solids in the sewage sludge shall be reduced by a minimum of 38 percent (see calculation procedures in “Environmental Regulations and Technology—Control of Pathogens and Vector Attraction in Sewage Sludge”, EPA-625/R-92/013, 1992,

§ 503.40

40 CFR Ch. I (7–1–21 Edition)

U.S. Environmental Protection Agency, Cincinnati, Ohio 45268).

(2) When the 38 percent volatile solids reduction requirement in § 503.33(b)(1) cannot be met for an anaerobically digested sewage sludge, vector attraction reduction can be demonstrated by digesting a portion of the previously digested sewage sludge anaerobically in the laboratory in a bench-scale unit for 40 additional days at a temperature between 30 and 37 degrees Celsius. When at the end of the 40 days, the volatile solids in the sewage sludge at the beginning of that period is reduced by less than 17 percent, vector attraction reduction is achieved.

(3) When the 38 percent volatile solids reduction requirement in § 503.33(b)(1) cannot be met for an aerobically digested sewage sludge, vector attraction reduction can be demonstrated by digesting a portion of the previously digested sewage sludge that has a percent solids of two percent or less aerobically in the laboratory in a bench-scale unit for 30 additional days at 20 degrees Celsius. When at the end of the 30 days, the volatile solids in the sewage sludge at the beginning of that period is reduced by less than 15 percent, vector attraction reduction is achieved.

(4) The specific oxygen uptake rate (SOUR) for sewage sludge treated in an aerobic process shall be equal to or less than 1.5 milligrams of oxygen per hour per gram of total solids (dry weight basis) at a temperature of 20 degrees Celsius.

(5) Sewage sludge shall be treated in an aerobic process for 14 days or longer. During that time, the temperature of the sewage sludge shall be higher than 40 degrees Celsius and the average temperature of the sewage sludge shall be higher than 45 degrees Celsius.

(6) The pH of sewage sludge shall be raised to 12 or higher by alkali addition and, without the addition of more alkali, shall remain at 12 or higher for two hours and then at 11.5 or higher for an additional 22 hours.

(7) The percent solids of sewage sludge that does not contain unstabilized solids generated in a primary wastewater treatment process shall be equal to or greater than 75 percent based on the moisture content and

total solids prior to mixing with other materials.

(8) The percent solids of sewage sludge that contains unstabilized solids generated in a primary wastewater treatment process shall be equal to or greater than 90 percent based on the moisture content and total solids prior to mixing with other materials.

(9)(i) Sewage sludge shall be injected below the surface of the land.

(ii) No significant amount of the sewage sludge shall be present on the land surface within one hour after the sewage sludge is injected.

(iii) When the sewage sludge that is injected below the surface of the land is Class A with respect to pathogens, the sewage sludge shall be injected below the land surface within eight hours after being discharged from the pathogen treatment process.

(10)(i) Sewage sludge applied to the land surface or placed on an active sewage sludge unit shall be incorporated into the soil within six hours after application to or placement on the land, unless otherwise specified by the permitting authority.

(ii) When sewage sludge that is incorporated into the soil is Class A with respect to pathogens, the sewage sludge shall be applied to or placed on the land within eight hours after being discharged from the pathogen treatment process.

(11) Sewage sludge placed on an active sewage sludge unit shall be covered with soil or other material at the end of each operating day.

(12) The pH of domestic septage shall be raised to 12 or higher by alkali addition and, without the addition of more alkali, shall remain at 12 or higher for 30 minutes.

[58 FR 9387, Feb. 19, 1993, as amended at 64 FR 42571, Aug. 4, 1999]

Subpart E—Incineration

§ 503.40 Applicability.

(a) This subpart applies to a person who fires sewage sludge in a sewage sludge incinerator, to a sewage sludge incinerator, and to sewage sludge fired in a sewage sludge incinerator.

(b) This subpart applies to the exit gas from a sewage sludge incinerator stack.

(c) The management practice in § 503.45(a), the frequency of monitoring requirement for total hydrocarbon concentration in § 503.46(b) and the record-keeping requirements for total hydrocarbon concentration in § 503.47(c) and (n) do not apply if the following conditions are met:

(1) The exit gas from a sewage sludge incinerator stack is monitored continuously for carbon monoxide.

(2) The monthly average concentration of carbon monoxide in the exit gas from a sewage sludge incinerator stack, corrected for zero percent moisture and to seven percent oxygen, does not exceed 100 parts per million on a volumetric basis.

(3) The person who fires sewage sludge in a sewage sludge incinerator retains the following information for five years:

(i) The carbon monoxide concentrations in the exit gas; and

(ii) A calibration and maintenance log for the instrument used to measure the carbon monoxide concentration.

(4) Class I sludge management facilities, POTWs (as defined in 40 CFR 501.2) with a design flow rate equal to or greater than one million gallons per day, and POTWs that serve a population of 10,000 people or greater submit the monthly average carbon monoxide concentrations in the exit gas to the permitting authority on February 19 of each year.

[58 FR 9387, Feb. 19, 1993, as amended at 59 FR 9099, Feb. 25, 1994]

§ 503.41 Special definitions.

(a) *Air pollution control device* is one or more processes used to treat the exit gas from a sewage sludge incinerator stack.

(b) *Auxiliary fuel* is fuel used to augment the fuel value of sewage sludge. This includes, but is not limited to, natural gas, fuel oil, coal, gas generated during anaerobic digestion of sewage sludge, and municipal solid waste (not to exceed 30 percent of the dry weight of sewage sludge and auxiliary fuel together). Hazardous wastes are not auxiliary fuel.

(c) *Average daily concentration* is the arithmetic mean of the concentration of a pollutant in milligrams per kilogram of sewage sludge (dry weight

basis) in the samples collected and analyzed in a month.

(d) *Control efficiency* is the mass of a pollutant in the sewage sludge fed to an incinerator minus the mass of that pollutant in the exit gas from the incinerator stack divided by the mass of the pollutant in the sewage sludge fed to the incinerator.

(e) *Dispersion factor* is the ratio of the increase in the ground level ambient air concentration for a pollutant at or beyond the property line of the site where the sewage sludge incinerator is located to the mass emission rate for the pollutant from the incinerator stack.

(f) *Fluidized bed incinerator* is an enclosed device in which organic matter and inorganic matter in sewage sludge are combusted in a bed of particles suspended in the combustion chamber gas.

(g) *Hourly average* is the arithmetic mean of all measurements, taken during an hour. At least two measurements must be taken during the hour.

(h) *Incineration* is the combustion of organic matter and inorganic matter in sewage sludge by high temperatures in an enclosed device.

(i) *Incinerator operating combustion temperature* is the arithmetic mean of the temperature readings in the hottest zone of the furnace recorded in a day (24 hours) when the temperature is averaged and recorded at least hourly during the hours the incinerator operates in a day.

(j) *Monthly average* is the arithmetic mean of the hourly averages for the hours a sewage sludge incinerator operates during the month.

(k) *Performance test combustion temperature* is the arithmetic mean of the average combustion temperature in the hottest zone of the furnace for each of the runs in a performance test.

(l) *Risk specific concentration* is the allowable increase in the average daily ground level ambient air concentration for a pollutant from the incineration of sewage sludge at or beyond the property line of the site where the sewage sludge incinerator is located.

(m) *Sewage sludge feed rate* is either the average daily amount of sewage sludge fired in all sewage sludge incinerators within the property line of the

§ 503.42

site where the sewage sludge incinerators are located for the number of days in a 365 day period that each sewage sludge incinerator operates, or the average daily design capacity for all sewage sludge incinerators within the property line of the site where the sewage sludge incinerators are located.

(n) *Sewage sludge incinerator* is an enclosed device in which only sewage sludge and auxiliary fuel are fired.

(o) *Stack height* is the difference between the elevation of the top of a sewage sludge incinerator stack and the elevation of the ground at the base of the stack when the difference is equal to or less than 65 meters. When the difference is greater than 65 meters, stack height is the creditable stack height determined in accordance with 40 CFR 51.100 (ii).

(p) *Total hydrocarbons* means the organic compounds in the exit gas from a sewage sludge incinerator stack measured using a flame ionization detection instrument referenced to propane.

(q) *Wet electrostatic precipitator* is an air pollution control device that uses both electrical forces and water to remove pollutants in the exit gas from a sewage sludge incinerator stack.

(r) *Wet scrubber* is an air pollution control device that uses water to remove pollutants in the exit gas from a sewage sludge incinerator stack.

[58 FR 9387, Feb. 19, 1993, as amended at 64 FR 42571, Aug. 4, 1999]

§ 503.42 General requirements.

No person shall fire sewage sludge in a sewage sludge incinerator except in compliance with the requirements in this subpart.

§ 503.43 Pollutant limits.

(a) Firing of sewage sludge in a sewage sludge incinerator shall not violate the requirements in the National Emission Standard for Beryllium in subpart C of 40 CFR part 61.

(b) Firing of sewage sludge in a sewage sludge incinerator shall not violate the requirements in the National Emission Standard for Mercury in subpart E of 40 CFR part 61.

(c) *Pollutant limit—lead.* (1) The average daily concentration for lead in sewage sludge fed to a sewage sludge incin-

40 CFR Ch. I (7–1–21 Edition)

erator shall not exceed the concentration calculated using Equation (4).

$$C = \frac{0.1 \times \text{NAAQS} \times 86,400}{\text{DF} \times (1 - \text{CE}) \times \text{SF}} \quad \text{Eq. (4)}$$

Where:

C = Average daily concentration of lead in sewage sludge.

NAAQS = National Ambient Air Quality Standard for lead in micrograms per cubic meter.

DF = Dispersion factor in micrograms per cubic meter per gram per second.

CE = Sewage sludge incinerator control efficiency for lead in hundredths.

SF = Sewage sludge feed rate in metric tons per day (dry weight basis).

(2) The dispersion factor (DF) in equation (4) shall be determined from an air dispersion model in accordance with § 503.43(e).

(i) When the sewage sludge stack height is 65 meters or less, the actual sewage sludge incinerator stack height shall be used in the air dispersion model to determine the dispersion factor (DF) for equation (4).

(ii) When the sewage sludge incinerator stack height exceeds 65 meters, the creditable stack height shall be determined in accordance with 40 CFR 51.100(ii) and the creditable stack height shall be used in the air dispersion model to determine the dispersion factor (DF) for equation (4).

(3) The control efficiency (CE) for equation (4) shall be determined from a performance test of the sewage sludge incinerator in accordance with § 503.43(e).

(d) *Pollutant limit—arsenic, cadmium, chromium, and nickel.* (1) The average daily concentration for arsenic, cadmium, chromium, and nickel in sewage sludge fed to a sewage sludge incinerator each shall not exceed the concentration calculated using equation (5).

$$C = \frac{\text{RSC} \times 86,400}{\text{DF} \times (1 - \text{CE}) \times \text{SF}} \quad \text{Eq. (5)}$$

Where:

C = Average daily concentration of arsenic, cadmium, chromium, or nickel in sewage sludge.

CE = Sewage sludge incinerator control efficiency for arsenic, cadmium, chromium, or nickel in hundredths.

Environmental Protection Agency

§ 503.43

DF = Dispersion factor in micrograms per cubic meter per gram per second.

RSC = Risk specific concentration for arsenic, cadmium, chromium, or nickel in micrograms per cubic meter.

SF = Sewage sludge feed rate in metric tons per day (dry weight basis).

(2) The risk specific concentrations for arsenic, cadmium, and nickel used in equation (5) shall be obtained from Table 1 of § 503.43.

TABLE 1 OF § 503.43—RISK SPECIFIC CONCENTRATION FOR ARSENIC, CADMIUM, AND NICKEL

Pollutant	Risk specific concentration (micrograms per cubic meter)
Arsenic	0.023
Cadmium	0.057
Nickel	2.0

(3) The risk specific concentration for chromium used in equation (5) shall be obtained from Table 2 of § 503.43 or shall be calculated using equation (6).

TABLE 2 OF § 503.43—RISK SPECIFIC CONCENTRATION FOR CHROMIUM

Type of Incinerator	Risk specific concentration (micrograms per cubic meter)
Fluidized bed with wet scrubber	0.65
Fluidized bed with wet scrubber and wet electrostatic precipitator	0.23
Other types with wet scrubber	0.064
Other types with wet scrubber and wet electrostatic precipitator	0.016

$$RSC = \frac{0.0085}{r} \quad \text{Eq. (6)}$$

Where:

RSC = risk specific concentration for chromium in micrograms per cubic meter used in equation (5).

r = decimal fraction of the hexavalent chromium concentration in the total chromium concentration measured in the exit gas from the sewage sludge incinerator stack in hundredths.

(4) The dispersion factor (DF) in equation (5) shall be determined from an air dispersion model in accordance with § 503.43(e).

(i) When the sewage sludge incinerator stack height is equal to or less than 65 meters, the actual sewage

sludge incinerator stack height shall be used in the air dispersion model to determine the dispersion factor (DF) for equation (5).

(ii) When the sewage sludge incinerator stack height is greater than 65 meters, the creditable stack height shall be determined in accordance with 40 CFR 51.100(ii) and the creditable stack height shall be used in the air dispersion model to determine the dispersion factor (DF) for equation (5).

(5) The control efficiency (CE) for equation (5) shall be determined from a performance test of the sewage sludge incinerator in accordance with § 503.43(e).

(e) *Air dispersion modeling and performance testing.* (1) The air dispersion model used to determine the dispersion factor in § 503.43 (c)(2) and (d)(4) shall be appropriate for the geographical, physical, and population characteristics at the sewage sludge incinerator site. The performance test used to determine the control efficiencies in § 503.43 (c)(3) and (d)(5) shall be appropriate for the type of sewage sludge incinerator.

(2) For air dispersion modeling initiated after September 3, 1999, the modeling results shall be submitted to the permitting authority 30 days after completion of the modeling. In addition to the modeling results, the submission shall include a description of the air dispersion model and the values used for the model parameters.

(3) The following procedures, at a minimum, shall apply in conducting performance tests to determine the control efficiencies in § 503.43(c)(3) and (d)(5) after September 3, 1999:

(i) The performance test shall be conducted under representative sewage sludge incinerator conditions at the highest expected sewage sludge feed rate within the design capacity of the sewage sludge incinerator.

(ii) The permitting authority shall be notified at least 30 days prior to any performance test so the permitting authority may have the opportunity to observe the test. The notice shall include a test protocol with incinerator operating conditions and a list of test methods to be used.

(iii) Each performance test shall consist of three separate runs using the

§ 503.44

40 CFR Ch. I (7–1–21 Edition)

applicable test method. The control efficiency for a pollutant shall be the arithmetic mean of the control efficiencies for the pollutant from the three runs.

(4) The pollutant limits in § 503.43 (c) and (d) of this section shall be submitted to the permitting authority no later than 30 days after completion of the air dispersion modeling and performance test.

(5) Significant changes in geographic or physical characteristics at the incinerator site or in incinerator operating conditions require new air dispersion modeling or performance testing to determine a new dispersion factor or a new control efficiency that will be used to calculate revised pollutant limits.

[58 FR 9387, Feb. 19, 1993, as amended at 64 FR 42572, Aug. 4, 1999]

§ 503.44 Operational standard—total hydrocarbons.

(a) The total hydrocarbons concentration in the exit gas from a sewage sludge incinerator shall be corrected for zero percent moisture by multiplying the measured total hydrocarbons concentration by the correction factor calculated using equation (7).

$$\text{Correction factor} = \frac{1}{(1 - X)} \quad \text{Eq. (7)}$$

Where:

X = decimal fraction of the percent moisture in the sewage sludge incinerator exit gas in hundredths.

(b) The total hydrocarbons concentration in the exit gas from a sewage sludge incinerator shall be corrected to seven percent oxygen by multiplying the measured total hydrocarbons concentration by the correction factor calculated using equation (8).

$$\text{Correction factor} = \frac{14}{(21 - Y)} \quad \text{Eq. (8)}$$

Where:

Y = Percent oxygen concentration in the sewage sludge incinerator stack exit gas (dry volume/dry volume).

(c) The monthly average concentration for total hydrocarbons in the exit

gas from a sewage sludge incinerator stack, corrected for zero percent moisture using the correction factor from equation (7) and to seven percent oxygen using the correction factor from equation (8), shall not exceed 100 parts per million on a volumetric basis when measured using the instrument required by § 503.45(a).

§ 503.45 Management practices.

(a)(1) An instrument that continuously measures and records the total hydrocarbons concentration in the sewage sludge incinerator stack exit gas shall be installed, calibrated, operated, and maintained for a sewage sludge incinerator.

(2) The total hydrocarbons instrument shall employ a flame ionization detector; shall have a heated sampling line maintained at a temperature of 150 degrees Celsius or higher at all times; and shall be calibrated at least once every 24-hour operating period using propane.

(b) An instrument that continuously measures and records the oxygen concentration in the sewage sludge incinerator stack exit gas shall be installed, calibrated, operated, and maintained for a sewage sludge incinerator.

(c) An instrument that continuously measures and records information used to determine the moisture content in the sewage sludge incinerator stack exit gas shall be installed, calibrated, operated, and maintained for a sewage sludge incinerator.

(d) An instrument that continuously measures and records combustion temperatures shall be installed, calibrated, operated, and maintained for a sewage sludge incinerator.

(e) Operation of a sewage sludge incinerator shall not cause the operating combustion temperature for the sewage sludge incinerator to exceed the performance test combustion temperature by more than 20 percent.

(f) An air pollution control device shall be appropriate for the type of sewage sludge incinerator and the operating parameters for the air pollution control device shall be adequate to indicate proper performance of the air pollution control device. For sewage sludge incinerators subject to the requirements in subpart O of 40 CFR part

Environmental Protection Agency

§ 503.47

60, operation of the air pollution control device shall not violate the requirements for the air pollution control device in subpart O of 40 CFR part 60. For all other sewage sludge incinerators, operation of the air pollution control device shall not cause a significant exceedance of the average value for the air pollution control device operating parameters from the performance test required by § 503.43 (c)(3) and (d)(5).

(g) Sewage sludge shall not be fired in a sewage sludge incinerator if it is likely to adversely affect a threatened or endangered species listed under section 4 of the Endangered Species Act or its designated critical habitat.

(h) The instruments required in § 503.45(a)–(d) shall be appropriate for the type of sewage sludge incinerator.

[58 FR 9387, Feb. 19, 1993, as amended at 64 FR 42573, Aug. 4, 1999]

§ 503.46 Frequency of monitoring.

(a) *Sewage sludge.* (1) The frequency of monitoring for beryllium shall be as required in subpart C of 40 CFR part 61, and for mercury as required in subpart E of 40 CFR part 61.

(2) The frequency of monitoring for arsenic, cadmium, chromium, lead, and nickel in sewage sludge fed to a sewage sludge incinerator shall be the frequency in Table 1 of § 503.46.

TABLE 1 OF § 503.46—FREQUENCY OF MONITORING—INCINERATION

Amount of sewage sludge ¹ (metric tons per 365 day period)	Frequency
Greater than zero but less than 290	Once per year.
Equal to or greater than 290 but less than 1,500	Once per quarter (four times per year).
Equal to or greater than 1,500 but less than 15,000	Once per 60 days (six times per year).
Equal to or greater than 15,000	Once per month (12 times per year).

¹ Amount of sewage sludge fired in a sewage sludge incinerator (dry weight basis).

(3) After the sewage sludge has been monitored for two years at the frequency in Table 1 of § 503.46, the permitting authority may reduce the frequency of monitoring for arsenic, cadmium, chromium, lead, and nickel.

(b) *Total hydrocarbons, oxygen concentration, information to determine moisture content, and combustion temperatures.* The total hydrocarbons concentration and oxygen concentration in the exit gas from a sewage sludge incinerator stack, the information used to measure moisture content in the exit gas, and the combustion temperatures for the sewage sludge incinerator shall be monitored continuously.

(c) *Air pollution control device operating parameters.* For sewage sludge incinerators subject to the requirements in subpart O of 40 CFR part 60, the frequency of monitoring for the appropriate air pollution control device operating parameters shall be the frequency of monitoring in subpart O of 40 CFR part 60. For all other sewage sludge incinerators, the appropriate air

pollution control device operating parameters shall be at least daily.

(Approved by the Office of Management and Budget under control number 2040–0157)

[58 FR 9387, Feb. 19, 1993, as amended at 64 FR 42573, Aug. 4, 1999]

§ 503.47 Recordkeeping.

(a) The person who fires sewage sludge in a sewage sludge incinerator shall develop the information in § 503.47(b) through § 503.47(n) and shall retain that information for five years.

(b) The concentration of lead, arsenic, cadmium, chromium, and nickel in the sewage sludge fed to the sewage sludge incinerator.

(c) The total hydrocarbons concentrations in the exit gas from the sewage sludge incinerator stack.

(d) Information that indicates the requirements in the National Emission Standard for beryllium in subpart C of 40 CFR part 61 are met.

(e) Information that indicates the requirements in the National Emission Standard for mercury in subpart E of 40 CFR part 61 are met.

§ 503.48

(f) The operating combustion temperatures for the sewage sludge incinerator.

(g) Values for the air pollution control device operating parameters.

(h) The oxygen concentration and information used to measure moisture content in the exit gas from the sewage sludge incinerator stack.

(i) The sewage sludge feed rate.

(j) The stack height for the sewage sludge incinerator.

(k) The dispersion factor for the site where the sewage sludge incinerator is located.

(l) The control efficiency for lead, arsenic, cadmium, chromium, and nickel for each sewage sludge incinerator.

(m) The risk specific concentration for chromium calculated using equation (6), if applicable.

(n) A calibration and maintenance log for the instruments used to measure the total hydrocarbons concentration and oxygen concentration in the exit gas from the sewage sludge incinerator stack, the information needed to determine moisture content in the exit gas, and the combustion temperatures.

(Approved by the Office of Management and Budget under control number 2040-0157)

[58 FR 9387, Feb. 19, 1993, as amended at 64 FR 42573, Aug. 4, 1999]

§ 503.48 Reporting.

Class I sludge management facilities, POTWs (as defined in § 501.2 of this chapter) with a design flow rate equal to or greater than one million gallons per day, and POTWs that serve a population of 10,000 people or greater shall submit a report on February 19 of each year. As of December 21, 2016, all reports submitted in compliance with this section must be submitted electronically by the operator to EPA when the Regional Administrator is the Director in compliance with this section and 40 CFR part 3 (including, in all cases, subpart D to 40 CFR part 3), 40 CFR 122.22, and 40 CFR part 127. Otherwise, as of December 21, 2025, or an EPA-approved alternative date (see 40 CFR 127.24(e) or (f)), all reports submitted in compliance with this section must be submitted electronically in compliance with this section and 40 CFR part 3 (including, in all cases, subpart D to part 3), 40 CFR 122.22, and 40

40 CFR Ch. I (7-1-21 Edition)

CFR part 127. 40 CFR part 127 is not intended to undo existing requirements for electronic reporting. Prior to the compliance deadlines for electronic reporting (see Table 1 in 40 CFR 127.16), the Director may also require operators to electronically submit annual reports under this section if required to do so by state law.

[85 FR 69205, Nov. 2, 2020]

APPENDIX A TO PART 503—PROCEDURE TO DETERMINE THE ANNUAL WHOLE SLUDGE APPLICATION RATE FOR A SEWAGE SLUDGE

Section 503.13(a)(4)(ii) requires that the product of the concentration for each pollutant listed in Table 4 of § 503.13 in sewage sludge sold or given away in a bag or other container for application to the land and the annual whole sludge application rate (AWSAR) for the sewage sludge not cause the annual pollutant loading rate for the pollutant in Table 4 of § 503.13 to be exceeded. This appendix contains the procedure used to determine the AWSAR for a sewage sludge that does not cause the annual pollutant loading rates in Table 4 of § 503.13 to be exceeded.

The relationship between the annual pollutant loading rate (APLR) for a pollutant and the annual whole sludge application rate (AWSAR) for 1a sewage sludge is shown in equation (1).

$$\text{APLR} = C \times \text{AWSAR} \times 0.001 \quad (1)$$

Where:

APLR = Annual pollutant loading rate in kilograms per hectare per 365 day period.

C = Pollutant concentration in milligrams, per kilogram of total solids (dry weight basis).

AWSAR = Annual whole sludge application rate in metric tons per hectare per 365 day period (dry weight basis).

0.001 = A conversion factor.

To determine the AWSAR, equation (1) is rearranged into equation (2):

$$\text{AWSAR} = \frac{\text{APLR}}{C \times 0.001} \quad (2)$$

The procedure used to determine the AWSAR for a sewage sludge is presented below.

PROCEDURE:

1. Analyze a sample of the sewage sludge to determine the concentration for each of the pollutants listed in Table 4 of § 503.13 in the sewage sludge.

2. Using the pollutant concentrations from Step 1 and the APLRs from Table 4 of § 503.13, calculate an AWSAR for each pollutant using equation (2) above.

3. The AWSAR for the sewage sludge is the lowest AWSAR calculated in Step 2.

APPENDIX B TO PART 503—PATHOGEN TREATMENT PROCESSES

A. Processes To Significantly Reduce Pathogens (PSRP)

1. Aerobic digestion—Sewage sludge is agitated with air or oxygen to maintain aerobic conditions for a specific mean cell residence time at a specific temperature. Values for the mean cell residence time and temperature shall be between 40 days at 20 degrees Celsius and 60 days at 15 degrees Celsius.

2. Air drying—Sewage sludge is dried on sand beds or on paved or unpaved basins. The sewage sludge dries for a minimum of three months. During two of the three months, the ambient average daily temperature is above zero degrees Celsius.

3. Anaerobic digestion—Sewage sludge is treated in the absence of air for a specific mean cell residence time at a specific temperature. Values for the mean cell residence time and temperature shall be between 15 days at 35 to 55 degrees Celsius and 60 days at 20 degrees Celsius.

4. Composting—Using either the within-vessel, static aerated pile, or windrow composting methods, the temperature of the sewage sludge is raised to 40 degrees Celsius or higher and remains at 40 degrees Celsius or higher for five days. For four hours during the five days, the temperature in the compost pile exceeds 55 degrees Celsius.

5. Lime stabilization—Sufficient lime is added to the sewage sludge to raise the pH of the sewage sludge to 12 after two hours of contact.

B. Processes to Further Reduce Pathogens (PFRP)

1. Composting—Using either the within-vessel composting method or the static aerated pile composting method, the temperature of the sewage sludge is maintained at 55 degrees Celsius or higher for three days.

Using the windrow composting method, the temperature of the sewage sludge is maintained at 55 degrees or higher for 15 days or longer. During the period when the compost is maintained at 55 degrees or higher, there shall be a minimum of five turnings of the windrow.

2. Heat drying—Sewage sludge is dried by direct or indirect contact with hot gases to reduce the moisture content of the sewage sludge to 10 percent or lower. Either the temperature of the sewage sludge particles exceeds 80 degrees Celsius or the wet bulb temperature of the gas in contact with the sewage sludge as the sewage sludge leaves the dryer exceeds 80 degrees Celsius.

3. Heat treatment—Liquid sewage sludge is heated to a temperature of 180 degrees Celsius or higher for 30 minutes.

4. Thermophilic aerobic digestion—Liquid sewage sludge is agitated with air or oxygen to maintain aerobic conditions and the mean cell residence time of the sewage sludge is 10 days at 55 to 60 degrees Celsius.

5. Beta ray irradiation—Sewage sludge is irradiated with beta rays from an accelerator at dosages of at least 1.0 megarad at room temperature (ca. 20 degrees Celsius).

(6) Gamma ray irradiation—Sewage sludge is irradiated with gamma rays from certain isotopes, such as ⁶⁰Cobalt and ¹³⁷Cesium, at dosages of at least 1.0 megarad at room temperature (ca. 20 °Celsius).

7. Pasteurization—The temperature of the sewage sludge is maintained at 70 degrees Celsius or higher for 30 minutes or longer.

[58 FR 9387, Feb. 19, 1993, as amended at 64 FR 42573, Aug. 4, 1999]

SUBCHAPTER P [RESERVED]

SUBCHAPTER Q—ENERGY POLICY

PART 600—FUEL ECONOMY AND GREENHOUSE GAS EXHAUST EMISSIONS OF MOTOR VEHICLES

Subpart A—General Provisions

- Sec.
- 600.001 General applicability.
 - 600.002 Definitions.
 - 600.003 Abbreviations.
 - 600.005 Maintenance of records and rights of entry.
 - 600.006 Data and information requirements for fuel economy data vehicles.
 - 600.007 Vehicle acceptability.
 - 600.008 Review of fuel economy, CO₂ emissions, and carbon-related exhaust emission data, testing by the Administrator.
 - 600.009 Hearing on acceptance of test data.
 - 600.010 Vehicle test requirements and minimum data requirements.
 - 600.011 Incorporation by reference.

Subpart B—Fuel Economy and Carbon-Related Exhaust Emission Test Procedures

- 600.106-08 Equipment requirements.
- 600.107-08 Fuel specifications.
- 600.108-08 Analytical gases.
- 600.109-08 EPA driving cycles.
- 600.110-08 Equipment calibration.
- 600.111-08 Test procedures.
- 600.112-08 Exhaust sample analysis.
- 600.113-12 Fuel economy, CO₂ emissions, and carbon-related exhaust emission calculations for FTP, HFET, US06, SC03 and cold temperature FTP tests.
- 600.114-12 Vehicle-specific 5-cycle fuel economy and carbon-related exhaust emission calculations.
- 600.115-11 Criteria for determining the fuel economy label calculation method.
- 600.116-12 Special procedures related to electric vehicles and hybrid electric vehicles.
- 600.117 Interim provisions.

Subpart C—Procedures for Calculating Fuel Economy and Carbon-Related Exhaust Emission Values

- 600.206-12 Calculation and use of FTP-based and HFET-based fuel economy, CO₂ emissions, and carbon-related exhaust emission values for vehicle configurations.
- 600.207-12 Calculation and use of vehicle-specific 5-cycle-based fuel economy and CO₂ emission values for vehicle configurations.
- 600.208-12 Calculation of FTP-based and HFET-based fuel economy, CO₂ emis-

sions, and carbon-related exhaust emissions for a model type.

- 600.209-12 Calculation of vehicle-specific 5-cycle fuel economy and CO₂ emission values for a model type.
- 600.210-12 Calculation of fuel economy and CO₂ emission values for labeling.

Subpart D—Fuel Economy Labeling

- 600.301 Labeling requirements.
- 600.302-12 Fuel economy label—general provisions.
- 600.303-12 Fuel economy label—special requirements for flexible-fuel vehicles.
- 600.304-12 Fuel economy label—special requirements for hydrogen fuel cell vehicles.
- 600.306-12 Fuel economy label—special requirements for compressed natural gas vehicles.
- 600.308-12 Fuel economy label format requirements—plug-in hybrid electric vehicles.
- 600.310-12 Fuel economy label format requirements—electric vehicles.
- 600.311-12 Determination of values for fuel economy labels.
- 600.312-08 Labeling, reporting, and record-keeping; Administrator reviews.
- 600.313-08 Timetable for data and information submittal and review.
- 600.314-08 Updating label values, annual fuel cost, Gas Guzzler Tax, and range of fuel economy for comparable automobiles.
- 600.315-08 Classes of comparable automobiles.
- 600.316-08 Multistage manufacture.

Subpart E—Dealer Availability of Fuel Economy Information

- 600.405-08 Dealer requirements.
- 600.407-08 Booklets displayed by dealers.

Subpart F—Procedures for Determining Manufacturer's Average Fuel Economy and Manufacturer's Average Carbon-Related Exhaust Emissions

- 600.502 Definitions.
- 600.507-12 Running change data requirements.
- 600.509-12 Voluntary submission of additional data.
- 600.510-12 Calculation of average fuel economy and average carbon-related exhaust emissions.
- 600.511-08 Determination of domestic production.
- 600.512-12 Model year report.
- 600.513-08 Gas Guzzler Tax.

Environmental Protection Agency

§ 600.002

600.514–12 Reports to the Environmental Protection Agency.

APPENDIX I TO PART 600—HIGHWAY FUEL ECONOMY DRIVING SCHEDULE

APPENDIX II TO PART 600—SAMPLE FUEL VALUE CALCULATIONS

APPENDIX III TO PART 600—SAMPLE FUEL ECONOMY LABEL CALCULATION

APPENDICES IV–V TO PART 600 [RESERVED]

APPENDIX VI TO PART 600—SAMPLE FUEL ECONOMY LABELS AND STYLE GUIDELINES FOR 2013 AND LATER MODEL YEARS

APPENDIX VII TO PART 600 [RESERVED]

AUTHORITY: 49 U.S.C. 32901–23919q, Pub. L. 109–58.

SOURCE: 41 FR 38685, Sept. 10, 1976, unless otherwise noted.

Subpart A—General Provisions

§ 600.001 General applicability.

(a) The provisions of this part apply to 2008 and later model year automobiles that are not medium duty passenger vehicles, and to 2011 and later model year automobiles including medium-duty passenger vehicles. The test procedures in subpart B of this part also apply to 2014 and later heavy-duty vehicles subject to standards under 40 CFR part 86, subpart S.

(b) The provisions of subparts A, D, and F of this part are optional through the 2011 model year in the following cases:

(1) Manufacturers that produce only electric vehicles are exempt from the requirements of this subpart, except with regard to the requirements in those sections pertaining specifically to electric vehicles.

(2) Manufacturers with worldwide production (excluding electric vehicle production) of less than 10,000 gasoline-fueled and/or diesel powered passenger automobiles and light trucks may optionally comply with the electric vehicle requirements in this subpart.

(c) Unless stated otherwise, references to fuel economy or fuel economy data in this part shall also be interpreted to mean the related exhaust emissions of CO₂, HC, and CO, and where applicable for alternative fuel vehicles, CH₃OH, C₂H₅OH, C₂H₄O, HCHO, NMHC and CH₄. References to average fuel economy shall be interpreted to also mean average carbon-related exhaust emissions and average CO₂ emissions. References to fuel econ-

omy data vehicles shall also be meant to refer to vehicles tested for carbon-related exhaust emissions for the purpose of demonstrating compliance with fleet average CO₂ standards in § 86.1818 of this chapter.

(d) The model year of initial applicability for sections in this part is indicated by the section number. The two digits following the hyphen designate the first model year for which a section is applicable. An individual section continues to apply for later model years until it is replaced by a different section that applies starting in a later model year. Sections that have no two-digit suffix apply for all 2008 and later model year vehicles, except as noted in those sections. If a section has a two-digit suffix but the regulation references that section without including the two-digit suffix, this refers to the section applicable for the appropriate model year. This also applies for references to part 86 of this chapter. As an example, § 600.113–08 applies to the 2008 and subsequent model years until § 600.113–12 is applicable beginning with the 2012 model year. Section 600.111–08 would then apply only for 2008 through 2011 model year vehicles.

(e) *You*. The term “you” in this part refers to manufacturers subject to the requirements of this part.

[76 FR 39524, July 6, 2011, as amended at 79 FR 23746, Apr. 28, 2014; 81 FR 74000, Oct. 25, 2016]

§ 600.002 Definitions.

The following definitions apply throughout this part:

3-bag FTP means the Federal Test Procedure specified in part 86 of this chapter, with three sampling portions consisting of the cold-start transient (“Bag 1”), stabilized (“Bag 2”), and hot-start transient phases (“Bag 3”).

4-bag FTP means the 3-bag FTP, with the addition of a sampling portion for the hot-start stabilized phase (“Bag 4”).

5-cycle means the FTP, HFET, US06, SC03 and cold temperature FTP tests as described in subparts B and C of this part.

Administrator means the Administrator of the Environmental Protection Agency or his authorized representative.

Alcohol means a mixture containing 85 percent or more by volume methanol, denatured ethanol, or other alcohols, in any combination.

Alcohol-fueled automobile means an automobile designed to operate on alcohol, but not on gasoline.

Alcohol dual fuel automobile means an automobile:

(1) Which is designed to operate on alcohol and on gasoline or diesel fuel; and

(2) Which provides equal or greater energy efficiency as calculated in accordance with § 600.510–08(g)(1) or § 600.510–12(g)(1) while operating on alcohol as it does while operating on gasoline or diesel fuel; and

(3) Which, in the case of passenger automobiles, meets or exceeds the minimum driving range established by the Department of Transportation in 49 CFR part 538.

Alternative fuel means any of the following:

(1) Methanol.

(2) Denatured ethanol.

(3) Other alcohols.

(4) A mixture containing at least 85 percent (or an alternative percentage as specified by the Secretary of Transportation under 49 U.S.C. 32901(b)) of methanol, denatured ethanol, and other alcohols by volume with gasoline or other fuels.

(5) Natural gas.

(6) Liquefied petroleum gas.

(7) Hydrogen.

(8) Coal derived liquid fuels.

(9) Fuels (except alcohol) derived from biological materials.

(10) Electricity (including electricity from solar energy).

(11) Any other fuel the Secretary of Transportation prescribes by regulation under 49 U.S.C. 32901(a)(1)(K).

Automobile has the meaning given by the Department of Transportation at 49 CFR 523.3. This includes “passenger automobiles” and “non-passenger automobiles” (or “light trucks”).

Auxiliary emission control device (AECD) means an element of design as defined in § 86.1803 of this chapter.

Average fuel economy means the unique fuel economy value as computed under § 600.510 for a specific class of automobiles produced by a manufac-

turer that is subject to average fuel economy standards.

Axle ratio means the number of times the input shaft to the differential (or equivalent) turns for each turn of the drive wheels.

Base level means a unique combination of basic engine, inertia weight class and transmission class.

Base tire means the tire size specified as standard equipment by the manufacturer on each unique combination of a vehicle’s footprint and model type. Standard equipment is defined in 40 CFR 86.1803–01.

Base vehicle means the lowest priced version of each body style that makes up a car line.

Basic engine means a unique combination of manufacturer, engine displacement, number of cylinders, fuel system (e.g., type of fuel injection), catalyst usage, and other engine and emission control system characteristics specified by the Administrator. For electric vehicles, basic engine means a unique combination of manufacturer and electric traction motor, motor controller, battery configuration, electrical charging system, energy storage device, and other components as specified by the Administrator.

Battery configuration means the electrochemical type, voltage, capacity (in Watt-hours at the c/3 rate), and physical characteristics of the battery used as the tractive energy device.

Body style means a level of commonality in vehicle construction as defined by number of doors and roof treatment (e.g., sedan, convertible, fastback, hatchback) and number of seats (i.e., front, second, or third seat) requiring seat belts pursuant to National Highway Traffic Safety Administration safety regulations in 49 CFR part 571. Station wagons and light trucks are identified as car lines.

Calibration means the set of specifications, including tolerances, unique to a particular design, version of application of a component, or component assembly capable of functionally describing its operation over its working range.

Carbon-related exhaust emissions (CREE) means the summation of the carbon-containing constituents of the

exhaust emissions, with each constituent adjusted by a coefficient representing the carbon weight fraction of each constituent relative to the CO₂ carbon weight fraction, as specified in § 600.113. For example, carbon-related exhaust emissions (weighted 55 percent city and 45 percent highway) are used to demonstrate compliance with fleet average CO₂ emission standards outlined in § 86.1818 of this chapter.

Car line means a name denoting a group of vehicles within a make or car division which has a degree of commonality in construction (e.g., body, chassis). Car line does not consider any level of decor or opulence and is not generally distinguished by characteristics as roof line, number of doors, seats, or windows, except for station wagons or light-duty trucks. Station wagons and light-duty trucks are considered to be different car lines than passenger cars.

Certification vehicle means a vehicle which is selected under § 86.1828 of this chapter and used to determine compliance under § 86.1848 of this chapter for issuance of an original certificate of conformity.

City fuel economy means the city fuel economy determined by operating a vehicle (or vehicles) over the driving schedule in the Federal emission test procedure, or determined according to the vehicle-specific 5-cycle or derived 5-cycle procedures.

Cold temperature FTP means the test performed under the provisions of subpart C of part 86 of this chapter.

Combined fuel economy means:

(1) The fuel economy value determined for a vehicle (or vehicles) by harmonically averaging the city and highway fuel economy values, weighted 0.55 and 0.45, respectively.

(2) For electric vehicles, for the purpose of calculating average fuel economy pursuant to the provisions of part 600, subpart F, the term means the equivalent petroleum-based fuel economy value as determined by the calculation procedure promulgated by the Secretary of Energy. For the purpose of labeling pursuant to the provisions of part 600, subpart D, the term means the fuel economy value as determined by the procedures specified in § 600.116-12.

Dealer means a person who resides or is located in the United States, any territory of the United States, or the District of Columbia and who is engaged in the sale or distribution of new automobiles to the ultimate purchaser.

Derived 5-cycle fuel economy means the 5-cycle fuel economy derived from the FTP-based city and HFET-based highway fuel economy by means of the equation provided in § 600.210.

Derived 5-cycle CO₂ means the 5-cycle CO₂ derived from the FTP-based city and HFET-based highway fuel economy by means of the equation provided in § 600.210.

Diesel gallon equivalent means an amount of electricity or fuel with the energy equivalence of one gallon of diesel fuel. For purposes of this part, one gallon of diesel fuel is equivalent to 36.7 kilowatt-hours of electricity.

Drive system is determined by the number and location of drive axles (e.g., front wheel drive, rear wheel drive, four wheel drive) and any other feature of the drive system if the Administrator determines that such other features may result in a fuel economy difference.

Dual fueled automobile means an automobile:

(1) Which is designed to operate on an alternative fuel and on gasoline or diesel fuel; and

(2) Which provides equal or greater energy efficiency as calculated in accordance with § 600.510-08(g)(1) or § 600.510-12(g)(1) while operating on the alternative fuel as it does while operating on gasoline or diesel fuel; and

(3) Which, in the case of passenger automobiles, meets or exceeds the minimum driving range established by the Department of Transportation in 49 CFR part 538.

Electrical charging system means a device to convert 60 Hz alternating electric current, as commonly available in residential electric service in the United States, to a proper form for recharging the energy storage device.

Electric traction motor means an electrically powered motor which provides tractive energy to the wheels of a vehicle.

Electric vehicle has the meaning given in § 86.1803 of this chapter.

Emergency vehicle means a motor vehicle manufactured primarily for use as an ambulance or combination ambulance-hearse or for use by the United States Government or a State or local government for law enforcement.

Energy storage device means a rechargeable means of storing tractive energy on board a vehicle such as storage batteries or a flywheel.

Engine code means one of the following:

(1) For LDV, LDT, and MDPV, *engine code* means a unique combination, within an engine-system combination (as defined in §86.1803 of this chapter), of displacement, fuel injection (or carburetion or other fuel delivery system), calibration, distributor calibration, choke calibration, auxiliary emission control devices, and other engine and emission control system components specified by the Administrator. For electric vehicles, engine code means a unique combination of manufacturer, electric traction motor, motor configuration, motor controller, and energy storage device.

(2) For HDV, *engine code* has the meaning given in §86.1819–14(d)(12) of this chapter.

Federal emission test procedure (FTP) refers to the dynamometer driving schedule, dynamometer procedure, and sampling and analytical procedures described in part 86 of this chapter for the respective model year, which are used to derive city fuel economy data.

Footprint has the meaning given in §86.1803 of this chapter.

FTP-based city fuel economy means the fuel economy determined in §600.113 of this part, on the basis of FTP testing.

Fuel means:

(1) Gasoline and diesel fuel for gasoline- or diesel-powered automobiles; or

(2) Electrical energy for electrically powered automobiles; or

(3) Alcohol for alcohol-powered automobiles; or

(4) Natural gas for natural gas-powered automobiles; or

(5) Liquid Petroleum Gas (LPG), commonly referred to as “propane,” for LPG-powered automobiles; or

(6) Hydrogen for hydrogen fuel cell automobiles and for automobiles

equipped with hydrogen internal combustion engines.

Fuel cell has the meaning given in §86.1803 of this chapter.

Fuel cell vehicle has the meaning given in §86.1803 of this chapter.

Fuel economy means:

(1) The average number of miles traveled by an automobile or group of automobiles per volume of fuel consumed as calculated in this part; or

(2) For the purpose of calculating average fuel economy pursuant to the provisions of part 600, subpart F, fuel economy for electrically powered automobiles means the equivalent petroleum-based fuel economy as determined by the Secretary of Energy in accordance with the provisions of 10 CFR 474. For the purpose of labeling pursuant to the provisions of part 600, subpart D, the term means the fuel economy value as determined by the procedures specified in §600.116–12.

Fuel economy data vehicle means a vehicle used for the purpose of determining fuel economy which is not a certification vehicle.

Gasoline gallon equivalent means an amount of electricity or fuel with the energy equivalence of one gallon of gasoline. For purposes of this part, one gallon of gasoline is equivalent to 33.705 kilowatt-hours of electricity or 121.5 standard cubic feet of natural gas.

Good engineering judgment has the meaning given in §1068.30 of this chapter. See §1068.5 of this chapter for the administrative process we use to evaluate good engineering judgment.

Gross vehicle weight rating means the manufacturer’s gross weight rating for the individual vehicle.

Hatchback means a passenger automobile where the conventional luggage compartment, *i.e.*, trunk, is replaced by a cargo area which is open to the passenger compartment and accessed vertically by a rear door which encompasses the rear window.

Highway fuel economy means the highway fuel economy determined either by operating a vehicle (or vehicles) over the driving schedule in the Federal highway fuel economy test procedure, or determined according to either the vehicle-specific 5-cycle equation or the derived 5-cycle equation for highway fuel economy.

Highway fuel economy test procedure (HFET) refers to the dynamometer driving schedule, dynamometer procedure, and sampling and analytical procedures described in subpart B of this part and which are used to derive highway fuel economy data.

HFET-based fuel economy means the highway fuel economy determined in § 600.113 of this part, on the basis of HFET testing.

Hybrid electric vehicle (HEV) has the meaning given in § 86.1803 of this chapter.

Independent Commercial Importer has the meaning given in § 85.1502 of this chapter.

Inertia weight class means the class, which is a group of test weights, into which a vehicle is grouped based on its loaded vehicle weight in accordance with the provisions of part 86 of this chapter.

Label means a sticker that contains fuel economy information and is affixed to new automobiles in accordance with subpart D of this part.

Light truck means an automobile that is not a passenger automobile, as defined by the Secretary of Transportation at 49 CFR 523.5. This term is interchangeable with “non-passenger automobile.” The term “light truck” includes medium-duty passenger vehicles which are manufactured during 2011 and later model years.

Medium-duty passenger vehicle means a vehicle which would satisfy the criteria for light trucks as defined by the Secretary of Transportation at 49 CFR 523.5 but for its gross vehicle weight rating or its curb weight, which is rated at more than 8,500 lbs GVWR or has a vehicle curb weight of more than 6,000 pounds or has a basic vehicle frontal area in excess of 45 square feet, and which is designed primarily to transport passengers, but does not include a vehicle that:

- (1) Is an “incomplete truck” as defined in this subpart; or
- (2) Has a seating capacity of more than 12 persons; or
- (3) Is designed for more than 9 persons in seating rearward of the driver’s seat; or
- (4) Is equipped with an open cargo area (for example, a pick-up truck box or bed) of 72.0 inches in interior length

or more. A covered box not readily accessible from the passenger compartment will be considered an open cargo area for purposes of this definition.

Minivan means a light truck which is designed primarily to carry no more than eight passengers, having an integral enclosure fully enclosing the driver, passenger, and load-carrying compartments, and rear seats readily removed, folded, stowed, or pivoted to facilitate cargo carrying. A minivan typically includes one or more sliding doors and a rear liftgate. Minivans typically have less total interior volume or overall height than full sized vans and are commonly advertised and marketed as “minivans.”

Model type means a unique combination of car line, basic engine, and transmission class.

Model year means the manufacturer’s annual production period (as determined by the Administrator) which includes January 1 of such calendar year. If a manufacturer has no annual production period, the term “model year” means the calendar year.

Motor controller means an electronic or electro-mechanical device to convert energy stored in an energy storage device into a form suitable to power the traction motor.

Natural gas-fueled automobile means an automobile designed to operate exclusively on natural gas.

Natural gas dual fuel automobile means an automobile:

- (1) Which is designed to operate on natural gas and on gasoline or diesel fuel;
- (2) Which provides equal or greater energy efficiency as calculated in § 600.510–08(g)(1) while operating on natural gas as it does while operating on gasoline or diesel fuel; and
- (3) Which, in the case of passenger automobiles, meets or exceeds the minimum driving range established by the Department of Transportation in 49 CFR part 538.

Non-passenger automobile has the meaning given by the Department of Transportation at 49 CFR 523.5. This term is synonymous with “light truck.”

Passenger automobile has the meaning given by the Department of Transportation at 49 CFR 523.4.

Pickup truck means a nonpassenger automobile which has a passenger compartment and an open cargo bed.

Plug-in hybrid electric vehicle (PHEV) has the meaning given in § 86.1803 of this chapter.

Production volume means, for a domestic manufacturer, the number of vehicle units domestically produced in a particular model year but not exported, and for a foreign manufacturer, means the number of vehicle units of a particular model imported into the United States.

QR Code means Quick Response Code, which is a registered trademark of Denso Wave, Incorporated.

Round has the meaning given in § 1065.1001 of this chapter, unless specified otherwise.

SC03 means the test procedure specified in § 86.160 of this chapter.

Secretary of Energy means the Secretary of Energy or his authorized representative.

Secretary of Transportation means the Secretary of Transportation or his authorized representative.

Sport utility vehicle (SUV) means a light truck with an extended roof line to increase cargo or passenger capacity, cargo compartment open to the passenger compartment, and one or more rear seats readily removed or folded to facilitate cargo carrying.

Station wagon means a passenger automobile with an extended roof line to increase cargo or passenger capacity, cargo compartment open to the passenger compartment, a tailgate, and one or more rear seats readily removed or folded to facilitate cargo carrying.

Subconfiguration means one of the following:

(1) For LDV, LDT, and MDPV, *subconfiguration* means a unique combination within a vehicle configuration of equivalent test weight, road-load horsepower, and any other operational characteristics or parameters which the Administrator determines may significantly affect fuel economy or CO₂ emissions within a vehicle configuration.

(2) For HDV, *subconfiguration* has the meaning given in § 86.1819–14(d)(12) of this chapter.

Test weight means the weight within an inertia weight class which is used in

the dynamometer testing of a vehicle, and which is based on its loaded vehicle weight in accordance with the provisions of part 86 of this chapter.

Track width has the meaning given in § 86.1803 of this chapter.

Transmission class means a group of transmissions having the following common features: Basic transmission type (*e.g.*, automatic, manual, automated manual, semi-automatic, or continuously variable); number of forward gears used in fuel economy testing (*e.g.*, manual four-speed, three-speed automatic, two-speed semi-automatic); drive system (*e.g.*, front wheel drive, rear wheel drive; four wheel drive), type of overdrive, if applicable (*e.g.*, final gear ratio less than 1.00, separate overdrive unit); torque converter type, if applicable (*e.g.*, non-lockup, lockup, variable ratio); and other transmission characteristics that may be determined to be significant by the Administrator.

Transmission configuration means the Administrator may further subdivide within a transmission class if the Administrator determines that sufficient fuel economy differences exist. Features such as gear ratios, torque converter multiplication ratio, stall speed, shift calibration, or shift speed may be used to further distinguish characteristics within a transmission class.

Ultimate consumer means the first person who purchases an automobile for purposes other than resale or who leases an automobile.

US06 means the test procedure as described in § 86.159 of this chapter.

US06-City means the combined periods of the US06 test that occur before and after the US06-Highway period.

US06-Highway means the period of the US06 test that begins at the end of the deceleration which is scheduled to occur at 130 seconds of the driving schedule and terminates at the end of the deceleration which is scheduled to occur at 495 seconds of the driving schedule.

Usable fuel storage capacity means the amount of fuel that is available to a vehicle starting from a complete refueling event until the vehicle stops (or until driveability deteriorates to the point that further driving is unlikely or impractical). For liquid fuels, the usable fuel storage capacity represents

the difference between the total fuel volume after a complete refueling event and the fuel volume that remains in the fuel tank after the vehicle runs out of fuel. For other fuels, use good engineering judgment to determine the full and empty conditions consistent with typical consumer behavior. For example, for natural gas vehicles, the full condition would be the point at which a typical operator would stop refueling based on the increasing system pressures, which are determined by temperature effects related to the refueling process; this does not necessarily represent the maximum amount of fuel the tank can hold under equilibrium conditions. The empty condition would be the point at which fuel pressure drops enough that the engine is unable to maintain stable air-fuel ratios for acceptable continued operation.

Van means any light truck having an integral enclosure fully enclosing the driver compartment and load carrying compartment. The distance from the leading edge of the windshield to the foremost body section of vans is typically shorter than that of pickup trucks and SUVs.

Vehicle configuration means one of the following:

(1) For LDV, LDT, and MDPV, *vehicle configuration* means a unique combination of basic engine, engine code, inertia weight class, transmission configuration, and axle ratio within a base level.

(2) For HDV, *vehicle configuration* has the meaning given for “configuration” in § 86.1819–14(d)(12) of this chapter.

Vehicle-specific 5-cycle CO₂ means the CO₂ calculated according to the procedures in § 600.114.

Vehicle-specific 5-cycle fuel economy means the fuel economy calculated according to the procedures in § 600.114.

We (us, our) means the Administrator of the Environmental Protection Agency and any authorized representatives.

Wheelbase has the meaning given in § 86.1803 of this chapter.

[76 FR 39524, July 6, 2011, as amended at 77 FR 63178, Oct. 15, 2012; 79 FR 23746, Apr. 28, 2014; 81 FR 74000, Oct. 25, 2016]

§ 600.003 Abbreviations.

The abbreviations and acronyms used in this part have the same meaning as those in part 86 of this chapter, with the addition of the following:

(a) “MPG” or “mpg” means miles per gallon. This may be used to generally describe fuel economy as a quantity, or it may be used as the units associated with a particular value.

(b) MPGe means miles per gallon equivalent. This is generally used to quantify a fuel economy value for vehicles that use a fuel other than gasoline. The value represents miles the vehicle can drive with the energy equivalent of one gallon of gasoline.

(c) SCF means standard cubic feet.

(d) SUV means sport utility vehicle.

(e) CREE means carbon-related exhaust emissions.

[76 FR 39527, July 6, 2011]

§ 600.005 Maintenance of records and rights of entry.

The provisions of this section are applicable to all fuel economy data vehicles. Certification vehicles are required to meet the provisions of § 86.1844 of this chapter.

(a) The manufacturer of any new motor vehicle subject to any of the standards or procedures prescribed in this part shall establish, maintain, and retain the following adequately organized and indexed records:

(1) *General records.* (i) Identification and description of all vehicles for which data are submitted to meet the requirements of this part.

(ii) A description of all procedures used to test each vehicle.

(iii) A copy of the information required to be submitted under § 600.006 fulfills the requirements of paragraph (a)(1)(i) of this section.

(2) *Individual records.* A brief history of each vehicle for which data are submitted to meet the requirements of this part, in the form of a separate booklet or other document for each separate vehicle, in which must be recorded:

(i) The steps taken to ensure that the vehicle with respect to its engine, drive train, fuel system, emission control system components, exhaust after treatment device, vehicle weight, or

any other device or component, as applicable, will be representative of production vehicles. In the case of electric vehicles, the manufacturer should describe the steps taken to ensure that the vehicle with respect to its electric traction motor, motor controller, battery configuration, or any other device or component, as applicable, will be representative of production vehicles.

(ii) A complete record of all emission tests performed under part 86 of this chapter, all fuel economy tests performed under this part 600 (except tests actually performed by EPA personnel), and all electric vehicle tests performed according to procedures promulgated by DOE, including all individual worksheets and other documentation relating to each such test or exact copies thereof; the date, time, purpose, and location of each test; the number of miles accumulated on the vehicle when the tests began and ended; and the names of supervisory personnel responsible for the conduct of the tests.

(iii) A description of mileage accumulated since selection of buildup of such vehicles including the date and time of each mileage accumulation listing both the mileage accumulated and the name of each driver, or each operator of the automatic mileage accumulation device, if applicable. Additionally, a description of mileage accumulated prior to selection or buildup of such vehicle must be maintained in such detail as is available.

(iv) If used, the record of any devices employed to record the speed or mileage, or both, of the test vehicle in relationship to time.

(v) A record and description of all maintenance and other servicing performed, within 2,000 miles prior to fuel economy testing under this part, giving the date and time of the maintenance or service, the reason for it, the person authorizing it, and the names of supervisory personnel responsible for the conduct of the maintenance or service. A copy of the maintenance information to be submitted under § 600.006 fulfills the requirements of this paragraph (a)(2)(v).

(vi) A brief description of any significant events affecting the vehicle during any of the period covered by the history not described in an entry under

one of the previous headings including such extraordinary events as vehicle accidents or driver speeding citations or warnings.

(3) *Keeping records.* The manufacturer shall retain all records required under this part for five years after the end of the model year to which they relate. Records may be retained as hard copy or some alternative storage medium, provided that in every case all the information contained in hard copy shall be retained.

(b)(1) Any manufacturer who has supplied fuel economy data to meet the requirements of this part shall admit any EPA Enforcement Officer during operating hours upon presentation of credentials at any of the following:

(i) Any facility where any fuel economy tests from which data are submitted or any procedures or activities connected with these tests are performed.

(ii) Any facility where any new motor vehicle which is being, was, or is to be tested is present.

(iii) Any facility where any construction process used in the modification or buildup of a vehicle into a fuel economy data vehicle is taking place or has taken place.

(iv) Any facility where any record or other document relating to any of the above is located.

(2) Upon admission to any facility referred to in paragraph (b)(1) of this section, the manufacturer shall allow any EPA Enforcement Officer:

(i) To inspect and monitor any part or aspect of procedures, activities, and testing facilities, including, but not limited to, monitoring vehicle preconditioning; emission and fuel economy tests and mileage accumulation; maintenance; vehicle soak and storage procedures; and to verify correlation of calibration of test equipment;

(ii) To inspect and make copies of any required records, designs, or other documents; and

(iii) To inspect and photograph any part or aspect of any fuel economy vehicle and any components to be used in the construction thereof.

(3) Any EPA Enforcement Officer will be furnished, by those in charge of facility being inspected, with such reasonable assistance as may be required

to help discharge any function listed in this paragraph (b). Each manufacturer is required to have those in charge of the facility furnish such reasonable assistance without charge to EPA whether or not the manufacturer controls the facility.

(4) The duty to admit any EPA Enforcement Officer shall be applicable whether or not the manufacturer owns or controls the facility in question and is applicable to both domestic and foreign manufacturers and facilities. An EPA Enforcement Officer will not attempt to make any inspections which the officer has been informed are in contravention of any law. However, if local law makes it impossible for the EPA Enforcement Officer to verify or to ensure the accuracy of data generated at a facility such that no informed judgment can properly be made as to the accuracy or reliability of data generated by or obtained for the facility, then a vehicle or data from that vehicle shall not be accepted for use in subpart C or F of this part (unless the Administrator is otherwise convinced of the accuracy and reliability of such data).

(5) For purposes of this paragraph (b):

(i) "Presentation of credentials" means display of the document designating a person as an EPA Enforcement Officer.

(ii) Where vehicle, component, or engine storage areas or facilities are concerned, "operating hours" shall mean all times during which personnel other than custodial personnel are at work in the vicinity of the area or facility and have access to it.

(iii) For facilities or areas other than those covered by paragraph (b)(5)(ii) of this section, the term, "operating hours" will mean all times during which an assembly line is in operation or all times during which testing, maintenance, mileage accumulation, production or compilation of records, or any other procedure or activity related to fuel economy testing, or to vehicle manufacturer or assembly, is being carried out in a facility.

(iv) "Reasonable assistance" means providing timely and unobstructed access to and opportunity for the copying of any record, book, paper, or document required to be maintained under

this section and providing timely and unobstructed access to any motor vehicle, testing facility, or testing equipment.

(v) Any entry without 24 hours prior written or oral notification to the affected manufacturer shall be authorized in writing by the Assistant Administrator for Enforcement.

[45 FR 49259, July 24, 1980, as amended at 64 FR 23973, May 4, 1999. Redesignated and amended at 76 FR 39524, 39527, July 6, 2011]

§ 600.006 Data and information requirements for fuel economy data vehicles.

(a) For certification vehicles with less than 10,000 miles, the requirements of this section are considered to have been met except as noted in paragraph (c) of this section.

(b)(1) The manufacturer shall submit the following information for each fuel economy data vehicle:

(i) A description of the vehicle, exhaust emission test results, applicable deterioration factors, adjusted exhaust emission levels, and test fuel property values as specified in § 600.113-08.

(ii) A statement of the origin of the vehicle including total mileage accumulation, and modification (if any) form the vehicle configuration in which the mileage was accumulated. (For modifications requiring advance approval by the Administrator, the name of the Administrator's representative approving the modification and date of approval are required.) If the vehicle was previously used for testing for compliance with part 86 of this chapter or previously accepted by the Administrator as a fuel economy data vehicle in a different configuration, the requirements of this paragraph may be satisfied by reference to the vehicle number and previous configuration.

(iii) A statement that the fuel economy data vehicle for which data are submitted:

(A) Has been tested in accordance with applicable test procedures;

(B) Is, to the best of the manufacturer's knowledge, representative of the vehicle configuration listed; and

(C) Is in compliance with applicable exhaust emission standards.

(2) The manufacturer shall retain the following information for each fuel

economy data vehicle, and make it available to the Administrator upon request:

(i) A description of all maintenance to engine, emission control system, or fuel system, or fuel system components performed within 2,000 miles prior to fuel economy testing.

(ii) In the case of electric vehicles, plug-in hybrid electric vehicles, and hybrid electric vehicles, a description of all maintenance to electric motor, motor controller, battery configuration, or other components performed within 2,000 miles prior to fuel economy testing.

(iii) A copy of calibrations for engine, fuel system, and emission control devices, showing the calibration of the actual components on the test vehicle as well as the design tolerances.

(iv) In the case of electric vehicles, plug-in hybrid electric vehicles, and hybrid electric vehicles, a copy of calibrations for the electric motor, motor controller, battery configuration, or other components on the test vehicle as well as the design tolerances.

(v) If calibrations for components specified in paragraph (b)(2) (iii) or (iv) of this section were submitted previously as part of the description of another vehicle or configuration, the original submittal may be referenced.

(c) The manufacturer shall submit the following fuel economy data:

(1) For vehicles tested to meet the requirements of part 86 of this chapter (other than those chosen in accordance with the provisions related to durability demonstration in § 86.1829 of this chapter or in-use verification testing in § 86.1845 of this chapter), the FTP, highway, US06, SC03 and cold temperature FTP fuel economy results, as applicable, from all tests on that vehicle, and the test results adjusted in accordance with paragraph (g) of this section.

(2) For each fuel economy data vehicle, all individual test results (excluding results of invalid and zero mile tests) and these test results adjusted in accordance with paragraph (g) of this section.

(3) For diesel vehicles tested to meet the requirements of part 86 of this chapter, data from a cold temperature FTP, performed in accordance with

§ 600.111–08(e), using the fuel specified in § 600.107–08(c).

(4) For all vehicles tested in paragraph (c)(1) through (3) of this section, the individual fuel economy results measured on a per-phase basis, that is, the individual phase results for all sample phases of the FTP, cold temperature FTP and US06 tests.

(5) Starting with the 2012 model year, the data submitted according to paragraphs (c)(1) through (4) of this section shall include total HC, CO, CO₂, and, where applicable for alternative fuel vehicles, CH₃OH, C₂H₅OH, C₂H₄O, HCHO, NMHC and CH₄. Manufacturers incorporating N₂O and CH₄ emissions in their fleet average carbon-related exhaust emissions as allowed under § 86.1818 of this chapter shall also submit N₂O and CH₄ emission data where applicable. The fuel economy, carbon-related exhaust emissions, and CO₂ emission test results shall be adjusted in accordance with paragraph (g) of this section.

(d) The manufacturer shall submit an indication of the intended purpose of the data (e.g., data required by the general labeling program or voluntarily submitted for specific labeling).

(e) In lieu of submitting actual data from a test vehicle, a manufacturer may provide fuel economy, CO₂ emissions, and carbon-related exhaust emission values derived from a previously tested vehicle, where the fuel economy, CO₂ emissions, and carbon-related exhaust emissions are expected to be equivalent (or less fuel-efficient and with higher CO₂ emissions and carbon-related exhaust emissions). Additionally, in lieu of submitting actual data from a test vehicle, a manufacturer may provide fuel economy, CO₂ emissions, and carbon-related exhaust emission values derived from an analytical expression, e.g., regression analysis. In order for fuel economy, CO₂ emissions, and carbon-related exhaust emission values derived from analytical methods to be accepted, the expression (form and coefficients) must have been approved by the Administrator.

(f) If, in conducting tests required or authorized by this part, the manufacturer utilizes procedures, equipment, or facilities not described in the Application for Certification required in

Environmental Protection Agency

§ 600.007

§86.1844-01 of this chapter, the manufacturer shall submit to the Administrator a description of such procedures, equipment, and facilities.

(g)(1) The manufacturer shall adjust all test data used for fuel economy label calculations in subpart D and average fuel economy calculations in subpart F for the classes of automobiles within the categories identified in paragraphs of §600.510(a)(1) through (4). The test data shall be adjusted in accordance with paragraph (g)(3) or (4) of this section as applicable.

(2) [Reserved]

(3)(i) The manufacturer shall adjust all fuel economy test data generated by vehicles with engine-drive system combinations with more than 6,200 miles by using the following equation:

$$FE_{4,000mi} = FE_T [0.979 + 5.25 \times 10^{-6}(mi)]^{-1}$$

Where:

$FE_{4,000mi}$ = Fuel economy data adjusted to 4,000-mile test point rounded to the nearest 0.1 mpg.

FE_T = Tested fuel economy value rounded to the nearest 0.1 mpg.

mi = System miles accumulated at the start of the test rounded to the nearest whole mile.

(ii)(A) The manufacturer shall adjust all carbon-related exhaust emission (CREE) and all CO₂ test data generated by vehicles with engine-drive system combinations with more than 6,200 miles by using the following equation:

$$ADJ_{4,000mi} = TEST [0.979 + 5.25 \cdot 10^{-6} \cdot (mi)]$$

Where:

$ADJ_{4,000mi}$ = CREE or CO₂ emission data adjusted to 4,000-mile test point.

TEST = Tested emissions value of CREE or CO₂ in grams per mile.

mi = System miles accumulated at the start of the test rounded to the nearest whole mile.

(B) Emissions test values and results used and determined in the calculations in this paragraph (g)(3)(ii) shall be rounded in accordance with §86.1837 of this chapter as applicable. CO₂ and CREE values shall be rounded to the nearest gram per mile.

(C) Note that the CREE test results are determined using the unadjusted CO₂ value; i.e., CO₂ is not adjusted twice when determining the 4,000 mile CREE value.

(4) For vehicles with 6,200 miles or less accumulated, the manufacturer is not required to adjust the data.

(5) The Administrator may specify a different adjustment calculation for electric vehicles, plug-in hybrid electric vehicles, and fuel cell vehicles to allow for properly characterizing the fuel economy and emissions of these vehicles.

[71 FR 77929, Dec. 27, 2006, as amended at 75 FR 25702, May 7, 2010. Redesignated and amended at 76 FR 39524, 39528, July 6, 2011]

§ 600.007 Vehicle acceptability.

(a) All certification vehicles and other vehicles tested to meet the requirements of part 86 of this chapter (other than those chosen under the durability-demonstration provisions in §86.1829 of this chapter), are considered to have met the requirements of this section.

(b) Any vehicle not meeting the provisions of paragraph (a) of this section must be judged acceptable by the Administrator under this section in order for the test results to be reviewed for use in subpart C or F of this part. The Administrator will judge the acceptability of a fuel economy data vehicle on the basis of the information supplied by the manufacturer under §600.006(b). The criteria to be met are:

(1) A fuel economy data vehicle may have accumulated not more than 10,000 miles. A vehicle will be considered to have met this requirement if the engine and drivetrain have accumulated 10,000 or fewer miles. The Administrator may specify a different maximum value for electric vehicles, plug-in hybrid electric vehicles, and fuel cell vehicles that allows for the necessary operation for properly evaluating and characterizing those vehicles under this part. The components installed for a fuel economy test are not required to be the ones with which the mileage was accumulated, e.g., axles, transmission types, and tire sizes may be changed. The Administrator will determine if vehicle/engine component changes are acceptable.

(2) A vehicle may be tested in different vehicle configurations by change of vehicle components, as specified in paragraph (b)(1) of this section, or by testing in different inertia weight

classes. Also, a single vehicle may be tested under different test conditions, *i.e.*, test weight and/or road load horsepower, to generate fuel economy data representing various situations within a vehicle configuration. For purposes of this part, data generated by a single vehicle tested in various test conditions will be treated as if the data were generated by the testing of multiple vehicles.

(3) The mileage on a fuel economy data vehicle must be, to the extent possible, accumulated according to § 86.1831 of this chapter.

(4) Each fuel economy data vehicle must meet the same exhaust emission standards as certification vehicles of the respective engine-system combination during the test in which the city fuel economy test results are generated. This may be demonstrated using one of the following methods:

(i) The deterioration factors established for the respective engine-system combination per § 86.1841 of this chapter as applicable will be used; or

(ii) The fuel economy data vehicle will be equipped with aged emission control components according to the provisions of § 86.1823 of this chapter.

(5) The calibration information submitted under § 600.006(b) must be representative of the vehicle configuration for which the fuel economy, CO₂ emissions, and carbon-related exhaust emissions data were submitted.

(6) Any vehicle tested for fuel economy, CO₂ emissions, or carbon-related exhaust emissions purposes must be representative of a vehicle which the manufacturer intends to produce under the provisions of a certificate of conformity.

(7) For vehicles imported under § 85.1509 or § 85.1511(b)(2), (b)(4), (c)(1), (c)(2) or (d) of this chapter (when applicable), only the following requirements must be met:

(i) For vehicles imported under § 85.1509 of this chapter, a highway fuel economy value must be generated contemporaneously with the emission tests used for purposes of demonstrating compliance with § 85.1509 of this chapter. No modifications or adjustments should be made to the vehicles between the highway fuel econ-

omy, FTP, US06, SC03 and Cold temperature FTP tests.

(ii) For vehicles imported under § 85.1509 or § 85.1511(b)(2), (b)(4), (c)(1), or (c)(2) of this chapter (when applicable) with over 10,000 miles, the equation in § 600.006(g)(3) shall be used as though only 10,000 miles had been accumulated.

(iii) Any required fuel economy testing must take place after any safety modifications are completed for each vehicle as required by regulations of the Department of Transportation.

(iv) Every vehicle imported under § 85.1509 or § 85.1511(b)(2), (b)(4), (c)(1), or (c)(2) of this chapter (when applicable) must be considered a separate type for the purposes of calculating a fuel economy label for a manufacturer's average fuel economy.

(c) If, based on review of the information submitted under § 600.006(b), the Administrator determines that a fuel economy data vehicle meets the requirements of this section, the fuel economy data vehicle will be judged to be acceptable and fuel economy and carbon-related exhaust emissions data from that fuel economy data vehicle will be reviewed pursuant to § 600.008.

(d) If, based on the review of the information submitted under § 600.006(b), the Administrator determines that a fuel economy data vehicle does not meet the requirements of this section, the Administrator will reject that fuel economy data vehicle and inform the manufacturer of the rejection in writing.

(e) If, based on a review of the emission data for a fuel economy data vehicle, submitted under § 600.006(b), or emission data generated by a vehicle tested under § 600.008(e), the Administrator finds an indication of non-compliance with section 202 of the Clean Air Act, 42 U.S.C. 1857 *et seq.* of the regulation thereunder, he may take such investigative actions as are appropriate to determine to what extent emission non-compliance actually exists.

(1) The Administrator may, under the provisions of § 86.1830 of this chapter, request the manufacturer to submit production vehicles of the configuration(s) specified by the Administrator for testing to determine to what extent

emission noncompliance of a production vehicle configuration or of a group of production vehicle configurations may actually exist.

(2) If the Administrator determines, as a result of his investigation, that substantial emission non-compliance is exhibited by a production vehicle configuration or group of production vehicle configurations, he may proceed with respect to the vehicle configuration(s) as provided under section 206 or 207, as applicable, of the Clean Air Act, 42 U.S.C. 1857 *et seq.*

(f) All vehicles used to generate fuel economy and carbon-related exhaust emissions data, and for which emission standards apply, must be covered by a certificate of conformity under part 86 of this chapter before:

(1) The data may be used in the calculation of any approved general or specific label value, or

(2) The data will be used in any calculations under subpart F, except that vehicles imported under §§ 85.1509 and 85.1511 of this chapter need not be covered by a certificate of conformity.

[71 FR 77930, Dec. 27, 2006, as amended at 75 FR 25703, May 7, 2010. Redesignated and amended at 76 FR 39524, 39529, July 6, 2011]

§ 600.008 Review of fuel economy, CO₂ emissions, and carbon-related exhaust emission data, testing by the Administrator.

(a) *Testing by the Administrator.* (1)(i) The Administrator may require that any one or more of the test vehicles be submitted to the Agency, at such place or places as the Agency may designate, for the purposes of conducting fuel economy tests. The Administrator may specify that such testing be conducted at the manufacturer's facility, in which case instrumentation and equipment specified by the Administrator shall be made available by the manufacturer for test operations. The tests to be performed may comprise the FTP, highway fuel economy test, US06, SC03, or Cold temperature FTP or any combination of those tests. Any testing conducted at a manufacturer's facility pursuant to this paragraph shall be scheduled by the manufacturer as promptly as possible.

(ii) Starting with the 2012 model year for carbon-related exhaust emissions

and with the 2013 model year for CO₂ emissions, the evaluations, testing, and test data described in this section pertaining to fuel economy shall also be performed for CO₂ emissions and carbon-related exhaust emissions, except that CO₂ emissions and carbon-related exhaust emissions shall be arithmetically averaged instead of harmonically averaged, and in cases where the manufacturer selects the lowest of several fuel economy results to represent the vehicle, the manufacturer shall select the CO₂ emissions and carbon-related exhaust emissions value from the test results associated with the lowest selected fuel economy results.

(2) Retesting and official data determination. For any vehicles selected for confirmatory testing under the provisions of paragraph (a)(1) of this section, the Administrator will follow this procedure:

(i) The manufacturer's fuel economy data (or harmonically averaged data if more than one test was conducted) will be compared with the results of the Administrator's test.

(ii) If, in the Administrator's judgment, the comparison in paragraph (a)(2)(i) of this section indicates a disparity in the data, the Administrator will repeat the test or tests as applicable.

(A) The manufacturer's average test results and the results of the Administrator's first test will be compared with the results of the Administrator's second test as in paragraph (a)(2)(i) of this section.

(B) If, in the Administrator's judgment, both comparisons in paragraph (a)(2)(i)(A) of this section, indicate a disparity in the data, the Administrator will repeat the applicable test or tests until:

(1) In the Administrator's judgment no disparity in the data is indicated by comparison of two tests by the Administrator or by comparison of the manufacturer's average test results and a test by the Administrator; or

(2) Four tests of a single test type are conducted by the Administrator in which a disparity in the data is indicated when compared as in paragraph (a)(2)(ii) of this section.

(iii) If there is, in the Administrator's judgment, no disparity indicated by comparison of manufacturer's average test results with a test by the Administrator, the test values generated by the Administrator will be used to represent the vehicle.

(iv) If there is, in the Administrator's judgment, no disparity indicated by comparison of two tests by the Administrator, the harmonic averages of the fuel economy results from those tests will be used to represent the vehicle.

(v) If the situation in paragraph (a)(2)(ii)(B)(2) of this section occurs, the Administrator will notify the manufacturer, in writing, that the Administrator rejects that fuel economy data vehicle.

(b) *Manufacturer-conducted confirmatory testing.* (1) If the Administrator determines not to conduct a confirmatory test under the provisions of paragraph (a) of this section, manufacturers will conduct a confirmatory test at their facility after submitting the original test data to the Administrator whenever any of the following conditions exist:

(i) The vehicle configuration has previously failed an emission standard;

(ii) The test exhibits high emission levels determined by exceeding a percentage of the standards specified by the Administrator for that model year;

(iii) The fuel economy value of the FTP or HFET test is higher than expected based on procedures approved by the Administrator;

(iv) The fuel economy for the FTP or HFET test is close to a Gas Guzzler Tax threshold value based on tolerances established by the Administrator; or

(v) The fuel economy value for the FTP or highway is a potential fuel economy leader for a class of vehicles based on cut points provided by the Administrator.

(2) If the Administrator selects the vehicle for confirmatory testing based on the manufacturer's original test results, the testing shall be conducted as ordered by the Administrator. In this case, the manufacturer-conducted confirmatory testing specified under paragraph (b)(1) of this section would not be required.

(3) The manufacturer shall conduct a retest of the FTP or highway test if the difference between the fuel economy of the confirmatory test and the original manufacturer's test equals or exceeds three percent (or such lower percentage to be applied consistently to all manufacturer-conducted confirmatory testing as requested by the manufacturer and approved by the Administrator).

(i) The manufacturer may, in lieu of conducting a retest, accept the lower of the original and confirmatory test fuel economy results for use in subpart C or F of this part.

(ii) The manufacturer shall conduct a second retest of the FTP or highway test if the fuel economy difference between the second confirmatory test and the original manufacturer test equals or exceeds three percent (or such lower percentage as requested by the manufacturer and approved by the Administrator) and the fuel economy difference between the second confirmatory test and the first confirmatory test equals or exceeds three percent (or such lower percentage as requested by the manufacturer and approved by the Administrator). The manufacturer may, in lieu of conducting a second retest, accept the lowest of the original test, the first confirmatory test, and the second confirmatory test fuel economy results for use in subpart C or F of this part.

(4) The Administrator may request the manufacturer to conduct a retest of the US06, SC03 or Cold Temperature FTP on the basis of fuel economy that is higher than expected as specified in criteria provided by the Administrator. Such retests shall not be required before the 2011 model year.

(c) *Review of fuel economy data.* (1) Fuel economy data must be judged reasonable and representative by the Administrator in order for the test results to be used for the purposes of subpart C or F of this part. In making this determination, the Administrator will, when possible, compare the results of a test vehicle to those of other similar test vehicles.

(2) If testing was conducted by the Administrator under the provisions of paragraph (a) of this section, the data from this testing, together with all

other fuel economy data submitted for that vehicle under § 600.006(c) or (e) will be evaluated by the Administrator for reasonableness and representativeness per paragraph (c)(1) of this section.

(i) The fuel economy data which are determined to best meet the criteria of paragraph (c)(1) of this section will be accepted for use in subpart C or F of this part.

(ii) City, HFET, US06, SC03 and Cold temperature FTP test data will be considered separately.

(iii) If more than one test was conducted, the Administrator may select an individual test result or the harmonic average of selected test results to satisfy the requirements of paragraph (c)(2)(i) of this section.

(3) If confirmatory testing was conducted by the manufacturer under the provisions of paragraph (b) of this section, the data from this testing will be evaluated by the Administrator for reasonableness and representativeness per paragraph (c)(1) of this section.

(i) The fuel economy data which are determined to best meet the criteria of paragraph (c)(1) of this section will be accepted for use in subpart C or F of this part.

(ii) City, HFET, US06, SC03 and Cold temperature FTP test data will be considered separately.

(iii) If more than one test was conducted, the Administrator may select an individual test result or the harmonic average of selected test results to satisfy the requirements of paragraph (c)(2)(i) of this section.

(4) If no confirmatory testing was conducted by either the Administrator or the manufacturer under the provisions of paragraph (a) and (b) of this section, respectively, then the data submitted under the provisions of § 600.006(c) or (e) shall be accepted for use in subpart C or F of this part.

(i) City, HFET, US06, SC03 and Cold temperature FTP test data will be considered separately.

(ii) If more than one test was conducted, the harmonic average of the test results shall be accepted for use in subpart C or F of this part.

(d) If, based on a review of the fuel economy data generated by testing under paragraph (a) of this section, the Administrator determines that an un-

acceptable level of correlation exists between fuel economy data generated by a manufacturer and fuel economy data generated by the Administrator, he/she may reject all fuel economy data submitted by the manufacturer until the cause of the discrepancy is determined and the validity of the data is established by the manufacturer.

(e)(1) If, based on the results of an inspection conducted under § 600.005(b) or any other information, the Administrator has reason to believe that the manufacturer has not followed proper testing procedures or that the testing equipment is faulty or improperly calibrated, or if records do not exist that will enable him to make a finding of proper testing, the Administrator may notify the manufacturer in writing of his finding and require the manufacturer to:

(i) Submit the test vehicle(s) upon which the data are based or additional test vehicle(s) at a place he may designate for the purpose of fuel economy testing.

(ii) Conduct such additional fuel economy testing as may be required to demonstrate that prior fuel economy test data are reasonable and representative.

(2) Previous acceptance by the Administrator of any fuel economy test data submitted by the manufacturer shall not limit the Administrator's right to require additional testing under paragraph (e)(1) of this section.

(3) If, based on tests required under paragraph (e)(1) of this section, the Administrator determines that any fuel economy data submitted by the manufacturer and used to calculate the manufacturer's fuel economy average was unrepresentative, the Administrator may recalculate the manufacturer's fuel economy average based on fuel economy data that he/she deems representative.

(4) A manufacturer may request a hearing as provided in § 600.009 if the Administrator decides to recalculate the manufacturer's average pursuant to determinations made relative to this section.

[71 FR 77931, Dec. 27, 2006, as amended at 75 FR 25703, May 7, 2010. Redesignated and amended at 76 FR 39524, 39529, July 6, 2011]

§ 600.009 Hearing on acceptance of test data.

(a) The manufacturer may request a hearing on the Administrator's decision if the Administrator rejects any of the following:

- (1) The use of a manufacturer's fuel economy data vehicle, in accordance with § 600.008(e) or (g), or
- (2) The use of fuel economy data, in accordance with § 600.008(c), or (f), or
- (3) The determination of a vehicle configuration, in accordance with § 600.206(a), or
- (4) The identification of a car line, in accordance with § 600.002, or
- (5) The fuel economy label values determined by the manufacturer under § 600.312–08(a), then:

(b) The request for a hearing must be filed in writing within 30 days after being notified of the Administrator's decision. The request must be signed by an authorized representative of the manufacturer and include a statement specifying the manufacturer's objections to the Administrator's determinations, with data in support of such objection.

(c) If, after the review of the request and supporting data, the Administrator finds that the request raises one or more substantial factual issues, the Administrator shall provide the manufacturer with a hearing in accordance with the provisions of 40 CFR part 1068, subpart G.

(d) A manufacturer's use of any fuel economy data which the manufacturer challenges pursuant to this section shall not constitute final acceptance by the manufacturer nor prejudice the manufacturer in the exercise of any appeal pursuant to this section challenging such fuel economy data.

[76 FR 39530, July 6, 2011]

§ 600.010 Vehicle test requirements and minimum data requirements.

(a) Unless otherwise exempted from specific emission compliance requirements, for each certification vehicle defined in this part, and for each vehicle tested according to the emission test procedures in part 86 of this chapter for addition of a model after certification or approval of a running change (§ 86.1842 of this chapter, as applicable):

(1) The manufacturer shall generate FTP fuel economy data by testing according to the applicable procedures.

(2) The manufacturer shall generate highway fuel economy data by:

- (i) Testing according to applicable procedures, or
- (ii) Using an analytical technique, as described in § 600.006(e).

(3) The manufacturer shall generate US06 fuel economy data by testing according to the applicable procedures. Alternate fueled vehicles or dual fueled vehicles operating on alternate fuel may optionally generate this data using the alternate fuel.

(4) The manufacturer shall generate SC03 fuel economy data by testing according to the applicable procedures. Alternate fueled vehicles or dual fueled vehicles operating on alternate fuel may optionally generate this data using the alternate fuel.

(5) The manufacturer shall generate cold temperature FTP fuel economy data by testing according to the applicable procedures. Alternate fueled vehicles or dual fueled vehicles operating on alternate fuel may optionally generate this data using the alternate fuel.

(6) The data generated in paragraphs (a)(1) through (5) of this section, shall be submitted to the Administrator in combination with other data for the vehicle required to be submitted in part 86 of this chapter.

(b) For each fuel economy data vehicle:

(1) The manufacturer shall generate FTP and HFET fuel economy data by:

- (i) Testing according to applicable procedures, or
- (ii) Use of an analytical technique as described in § 600.006(e), in addition to testing (e.g., city fuel economy data by testing, highway fuel economy data by analytical technique).

(2) The data generated shall be submitted to the Administrator according to the procedures in § 600.006.

(c) *Minimum data requirements for labeling.* (1) In order to establish fuel economy label values under § 600.301, the manufacturer shall use only test data accepted in accordance with § 600.008 meeting the minimum coverage of:

(i) Data required for emission certification under §§ 86.1828 and 86.1842 of this chapter.

(ii)(A) FTP and HFET data from the highest projected model year sales subconfiguration within the highest projected model year sales configuration for each base level, and

(B) If required under § 600.115, for 2011 and later model year vehicles, US06, SC03 and cold temperature FTP data from the highest projected model year sales subconfiguration within the highest projected model year sales configuration for each base level. Manufacturers may optionally generate this data for any 2008 through 2010 model years, and, 2011 and later model year vehicles, if not otherwise required.

(iii) For additional model types established under § 600.208–08(a)(2), § 600.208–12(a)(2), § 600.209–08(a)(2), or § 600.209–12(a)(2) FTP and HFET data, and if required under § 600.115, US06, SC03 and Cold temperature FTP data from each subconfiguration included within the model type.

(2) For the purpose of recalculating fuel economy label values as required under § 600.314–08(b), the manufacturer shall submit data required under § 600.507.

(d) *Minimum data requirements for the manufacturer's average fuel economy and average carbon-related exhaust emissions.* For the purpose of calculating the manufacturer's average fuel economy and average carbon-related exhaust emissions under § 600.510, the manufacturer shall submit FTP (city) and HFET (highway) test data representing at least 90 percent of the manufacturer's actual model year production, by configuration, for each category identified for calculation under § 600.510–08(a) or § 600.510–12(a)(1).

[71 FR 77932, Dec. 27, 2006, as amended at 74 FR 61549, Nov. 25, 2009; 75 FR 25703, May 7, 2010. Redesignated and amended at 76 FR 39524, 39530, July 6, 2011]

§ 600.011 Incorporation by reference.

(a) Certain material is incorporated by reference into this part with the approval of the Director of the Federal Register under 5 U.S.C. 552(a) and 1 CFR part 51. To enforce any edition other than that specified in this section, the Environmental Protection

Agency must publish a notice of the change in the FEDERAL REGISTER and the material must be available to the public. All approved material is available for inspection at U.S. EPA, Air and Radiation Docket and Information Center, 1301 Constitution Ave., NW., Room B102, EPA West Building, Washington, DC 20460, (202) 202-1744, and is available from the sources listed below. It is also available for inspection at the National Archives and Records Administration (NARA). For information on the availability of this material at NARA, call 202-741-6030, or go to: http://www.archives.gov/federal_register/code_of_federal_regulations/ibr_locations.html and is available from the sources listed below:

(b) *ASTM International material.* The following documents are available from ASTM International, 100 Barr Harbor Drive, P.O. Box C700, West Conshohocken, PA, 19428-2959, (610) 832-9585, or <http://www.astm.org/>.

(1) ASTM D975–13a, Standard Specification for Diesel Fuel Oils, approved December 1, 2013, IBR approved for § 600.107–08(b).

(2) ASTM D1298–12b, Standard Test Method for Density, Relative Density, or API Gravity of Crude Petroleum and Liquid Petroleum Products by Hydrometer Method, approved June 1, 2012, IBR approved for §§ 600.113–12(f) and 600.510–12(g).

(3) ASTM D1945–03 (Reapproved 2010), Standard Test Method for Analysis of Natural Gas By Gas Chromatography, approved January 1, 2010, IBR approved for § 600.113–12(f) and (k).

(4) ASTM D3338/D3338M–09, Standard Test Method for Estimation of Net Heat of Combustion of Aviation Fuels, approved April 15, 2009, IBR approved for § 600.113–12(f).

(5) ASTM D3343–05 (Reapproved 2010), Standard Test Method for Estimation of Hydrogen Content of Aviation Fuels, approved October 1, 2010, IBR approved for § 600.113–12(f).

(c) Society of Automotive Engineers, 400 Commonwealth Dr., Warrendale, PA 15096-0001, (877) 606-7323 (U.S. and Canada) or (724) 776-4970 (outside the U.S. and Canada), <http://www.sae.org>.

(1) Motor Vehicle Dimensions—Recommended Practice SAE 1100a (Report

§ 600.106–08

of Human Factors Engineering Committee, Society of Automotive Engineers, approved September 1973 as revised September 1975), IBR approved for § 600.315–08(c).

(2) SAE J1634, Battery Electric Vehicle Energy Consumption and Range Test Procedure, revised October 2012, IBR approved for §§ 600.116–12(a) and 600.311–12(j) and (k).

(3) SAE J1711, Recommended Practice for Measuring the Exhaust Emissions and Fuel Economy of Hybrid-Electric Vehicles, Including Plug-In Hybrid Vehicles, revised June 2010, IBR approved for §§ 600.114–12(c) and (f), 600.116–12(b) and (c), and 600.311–12(c), (j), and (k).

(d) International Organization for Standardization, Case Postale 56, CH–1211 Geneva 20, Switzerland, (41) 22749 0111, <http://www.iso.org>, or central@iso.org.

(1) ISO/IEC 18004:2006(E), Information technology—Automatic identification and data capture techniques—QR Code 2005 bar code symbology specification, Second Edition, September 1, 2006, IBR approved for § 600.302–12(b).

(2) [Reserved]

[76 FR 39530, July 6, 2011, as amended at 76 FR 57379, Sept. 15, 2011; 79 FR 23746, Apr. 28, 2014]

Subpart B—Fuel Economy and Carbon-Related Exhaust Emission Test Procedures

SOURCE: 42 FR 45657, Sept. 12, 1977, unless otherwise noted.

§ 600.106–08 Equipment requirements.

The requirements for test equipment to be used for all fuel economy testing are given in subparts B and C of part 86 of this chapter.

[76 FR 39531, July 6, 2011]

§ 600.107–08 Fuel specifications.

(a) The test fuel specifications for gasoline, diesel, methanol, and methanol-petroleum fuel mixtures are given in § 86.113 of this chapter, except for cold temperature FTP fuel requirements for diesel and alternative fuel vehicles, which are given in paragraph (b) of this section.

40 CFR Ch. I (7–1–21 Edition)

(b)(1) Diesel test fuel used for cold temperature FTP testing must comprise a winter-grade diesel fuel as specified in ASTM D975 (incorporated by reference in § 600.011). Alternatively, EPA may approve the use of a different diesel fuel, provided that the level of kerosene added shall not exceed 20 percent.

(2) The manufacturer may request EPA approval of the use of an alternative fuel for cold temperature FTP testing.

(c) Test fuels representing fuel types for which there are no specifications provided in § 86.113 of this chapter may be used if approved in advance by the Administrator.

[76 FR 39531, July 6, 2011]

§ 600.108–08 Analytical gases.

The analytical gases for all fuel economy testing must meet the criteria given in § 86.114 of this chapter.

[42 FR 45657, Sept. 12, 1977. Redesignated at 76 FR 39531, July 6, 2011]

§ 600.109–08 EPA driving cycles.

(a) The FTP driving cycle is prescribed in § 86.115 of this chapter.

(b) The highway fuel economy driving cycle is specified in this paragraph.

(1) The Highway Fuel Economy Driving Schedule is set forth in appendix I of this part. The driving schedule is defined by a smooth trace drawn through the specified speed versus time relationships.

(2) The speed tolerance at any given time on the dynamometer driving schedule specified in appendix I of this part, or as printed on a driver's aid chart approved by the Administrator, when conducted to meet the requirements of paragraph (b) of § 600.111 is defined by upper and lower limits. The upper limit is 2 mph higher than the highest point on trace within 1 second of the given time. The lower limit is 2 mph lower than the lowest point on the trace within 1 second of the given time. Speed variations greater than the tolerances (such as may occur during gear changes) are acceptable provided they

Environmental Protection Agency

§ 600.113–12

occur for less than 2 seconds on any occasion. Speeds lower than those prescribed are acceptable provided the vehicle is operated at maximum available power during such occurrences.

(3) A graphic representation of the range of acceptable speed tolerances is found in § 86.115 of this chapter.

(c) The US06 driving cycle is set forth in appendix I of part 86 of this chapter.

(d) The SC03 driving cycle is set forth in appendix I of part 86 of this chapter.

[71 FR 77933, Dec. 27, 2006, as amended at 76 FR 39531, July 6, 2011]

§ 600.110–08 Equipment calibration.

The equipment used for fuel economy testing must be calibrated according to the provisions of §§ 86.116 and 86.216 of this chapter.

[71 FR 77933, Dec. 27, 2006]

§ 600.111–08 Test procedures.

This section describes test procedures for the FTP, highway fuel economy test (HFET), US06, SC03, and the cold temperature FTP tests. Perform testing according to test procedures and other requirements contained in this part 600 and in 40 CFR parts 86 and 1066, including the provisions of 40 CFR part 86, subparts B, C, and S. Manufacturers may certify vehicles based on data collected according to previously published test procedures for model years through 2021. In addition, we may approve the use of previously published test procedures for later model years as an alternative procedure under 40 CFR 1066.10(c). See 40 CFR 86.101 and 86.201 for detailed provisions related to this transition.

(a) *FTP testing procedures.* Conduct FTP testing as described in 40 CFR 1066.810 through 1066.820. You may omit evaporative emission measurements for testing under this part 600 unless we specifically require it.

(b) *Highway fuel economy testing procedures.* Conduct HFET testing as described in 40 CFR 1066.840.

(c) *US06 testing procedures.* Conduct US06 testing as described in 40 CFR 1066.830 and 1066.831.

(d) *SC03 testing procedures.* Conduct SC03 testing as described in 40 CFR 1066.830 and 835.

(e) *Cold temperature FTP procedures.* Conduct cold temperature FTP testing as described in 40 CFR part 1066, subpart H.

(f) *Testing with alternative fuels.* For vehicles designed to operate on an alternative fuel in addition to gasoline or diesel fuel, perform FTP and HFET testing as described in paragraphs (a) and (b) of this section for each type of fuel on which the vehicle is designed to operate. No US06, SC03, or cold temperature FTP testing is required on the alternative fuel.

(g) *Testing for vehicles with rechargeable energy storage systems.* Test electric vehicles and hybrid electric vehicles as described in § 600.116.

(h) *Special test procedures.* We may allow or require you to use procedures other than those specified in this section as described in 40 CFR 1066.10(c). For example, special test procedures may be used for advanced technology vehicles, including, but not limited to fuel cell vehicles, hybrid electric vehicles using hydraulic energy storage, and vehicles equipped with hydrogen internal combustion engines. Additionally, we may conduct fuel economy and carbon-related exhaust emission testing using the special test procedures approved for a specific vehicle.

[79 FR 23746, Apr. 28, 2014]

§ 600.112–08 Exhaust sample analysis.

The exhaust sample analysis must be performed according to § 86.140, or § 86.240 of this chapter, as applicable.

[71 FR 77935, Dec. 27, 2006]

§ 600.113–12 Fuel economy, CO₂ emissions, and carbon-related exhaust emission calculations for FTP, HFET, US06, SC03 and cold temperature FTP tests.

The Administrator will use the calculation procedure set forth in this paragraph for all official EPA testing of vehicles fueled with gasoline, diesel, alcohol-based or natural gas fuel. The calculations of the weighted fuel economy and carbon-related exhaust emission values require input of the weighted grams/mile values for total hydrocarbons (HC), carbon monoxide (CO),

and carbon dioxide (CO₂); and, additionally for methanol-fueled automobiles, methanol (CH₃OH) and formaldehyde (HCHO); and, additionally for ethanol-fueled automobiles, methanol (CH₃OH), ethanol (C₂H₅OH), acetaldehyde (C₂H₄O), and formaldehyde (HCHO); and additionally for natural gas-fueled vehicles, non-methane hydrocarbons (NMHC) and methane (CH₄). For manufacturers selecting the fleet averaging option for N₂O and CH₄ as allowed under § 86.1818 of this chapter the calculations of the carbon-related exhaust emissions require the input of grams/mile values for nitrous oxide (N₂O) and methane (CH₄). Emissions shall be determined for the FTP, HFET, US06, SC03 and cold temperature FTP tests. Additionally, the specific gravity, carbon weight fraction and net heating value of the test fuel must be determined. The FTP, HFET, US06, SC03 and cold temperature FTP fuel economy and carbon-related exhaust emission values shall be calculated as specified in this section. An example fuel economy calculation appears in Appendix II of this part.

(a) Calculate the FTP fuel economy as follows:

(1) Calculate the weighted grams/mile values for the FTP test for CO₂, HC, and CO, and where applicable, CH₃OH, C₂H₅OH, C₂H₄O, HCHO, NMHC, N₂O and CH₄ as specified in § 86.144-94(b) of this chapter. Measure and record the test fuel's properties as specified in paragraph (f) of this section.

(2) Calculate separately the grams/mile values for the cold transient phase, stabilized phase and hot transient phase of the FTP test. For vehicles with more than one source of propulsion energy, one of which is a rechargeable energy storage system, or vehicles with special features that the Administrator determines may have a rechargeable energy source, whose charge can vary during the test, calculate separately the grams/mile values for the cold transient phase, stabilized phase, hot transient phase and hot stabilized phase of the FTP test.

(b) Calculate the HFET fuel economy as follows:

(1) Calculate the mass values for the highway fuel economy test for HC, CO and CO₂, and where applicable, CH₃OH,

C₂H₅OH, C₂H₄O, HCHO, NMHC, N₂O and CH₄ as specified in § 86.144-94(b) of this chapter. Measure and record the test fuel's properties as specified in paragraph (f) of this section.

(2) Calculate the grams/mile values for the highway fuel economy test for HC, CO and CO₂, and where applicable CH₃OH, C₂H₅OH, C₂H₄O, HCHO, NMHC, N₂O and CH₄ by dividing the mass values obtained in paragraph (b)(1) of this section, by the actual driving distance, measured in miles, as specified in § 86.135 of this chapter.

(c) Calculate the cold temperature FTP fuel economy as follows:

(1) Calculate the weighted grams/mile values for the cold temperature FTP test for HC, CO and CO₂, and where applicable, CH₃OH, C₂H₅OH, C₂H₄O, HCHO, NMHC, N₂O and CH₄ as specified in § 86.144-94(b) of this chapter. For 2008 through 2010 diesel-fueled vehicles, HC measurement is optional.

(2) Calculate separately the grams/mile values for the cold transient phase, stabilized phase and hot transient phase of the cold temperature FTP test in § 86.244 of this chapter.

(3) Measure and record the test fuel's properties as specified in paragraph (f) of this section.

(d) Calculate the US06 fuel economy as follows:

(1) Calculate the total grams/mile values for the US06 test for HC, CO and CO₂, and where applicable, CH₃OH, C₂H₅OH, C₂H₄O, HCHO, NMHC, N₂O and CH₄ as specified in § 86.144-94(b) of this chapter.

(2) Calculate separately the grams/mile values for HC, CO and CO₂, and where applicable, CH₃OH, C₂H₅OH, C₂H₄O, HCHO, NMHC, N₂O and CH₄, for both the US06 City phase and the US06 Highway phase of the US06 test as specified in § 86.164 of this chapter. In lieu of directly measuring the emissions of the separate city and highway phases of the US06 test according to the provisions of § 86.159 of this chapter, the manufacturer may, with the advance approval of the Administrator and using good engineering judgment, optionally analytically determine the grams/mile values for the city and highway phases of the US06 test. To analytically determine US06 City and US06 Highway phase emission results,

the manufacturer shall multiply the US06 total grams/mile values determined in paragraph (d)(1) of this section by the estimated proportion of fuel use for the city and highway phases relative to the total US06 fuel use. The manufacturer may estimate the proportion of fuel use for the US06 City and US06 Highway phases by using modal CO₂, HC, and CO emissions data, or by using appropriate OBD data (e.g., fuel flow rate in grams of fuel per second), or another method approved by the Administrator.

(3) Measure and record the test fuel's properties as specified in paragraph (f) of this section.

(e) Calculate the SC03 fuel economy as follows:

(1) Calculate the grams/mile values for the SC03 test for HC, CO and CO₂, and where applicable, CH₃OH, C₂H₅OH, C₂H₄O, HCHO, NMHC, N₂O and CH₄ as specified in § 86.144-94(b) of this chapter.

(2) Measure and record the test fuel's properties as specified in paragraph (f) of this section.

(f) Analyze and determine fuel properties as follows:

(1) Gasoline test fuel properties shall be determined by analysis of a fuel sample taken from the fuel supply. A sample shall be taken after each addition of fresh fuel to the fuel supply. Additionally, the fuel shall be resampled once a month to account for any fuel property changes during storage. Less frequent resampling may be permitted if EPA concludes, on the basis of manufacturer-supplied data, that the properties of test fuel in the manufacturer's storage facility will remain stable for a period longer than one month. The fuel samples shall be analyzed to determine the following fuel properties:

(i) Specific gravity measured using ASTM D 1298 (incorporated by reference in § 600.011).

(ii) Carbon weight fraction measured using ASTM D 3343 (incorporated by reference in § 600.011).

(iii) Net heating value (Btu/lb) determined using ASTM D 3338/D 3338M (incorporated by reference in § 600.011).

(2) Methanol test fuel shall be analyzed to determine the following fuel properties:

(i) Specific gravity using ASTM D 1298 (incorporated by reference in § 600.011). You may determine specific gravity for the blend, or you may determine specific gravity for the gasoline and methanol fuel components separately before combining the results using the following equation:

$$SG = SGg \times \text{volume fraction gasoline} + SGm \times \text{volume fraction methanol}.$$

(ii)(A) Carbon weight fraction using the following equation:

$$CWF = CWFg \times MFg + 0.375 \times MFm$$

Where:

CWFg = Carbon weight fraction of gasoline portion of blend measured using ASTM D 3343 (incorporated by reference in § 600.011).

MFg = Mass fraction gasoline = $(G \times SGg) / (G \times SGg + M \times SGm)$

MFm = Mass fraction methanol = $(M \times SGm) / (G \times SGg + M \times SGm)$

Where:

G = Volume fraction gasoline.

M = Volume fraction methanol.

SGg = Specific gravity of gasoline as measured using ASTM D 1298 (incorporated by reference in § 600.011).

SGm = Specific gravity of methanol as measured using ASTM D 1298 (incorporated by reference in § 600.011).

(B) Upon the approval of the Administrator, other procedures to measure the carbon weight fraction of the fuel blend may be used if the manufacturer can show that the procedures are superior to or equally as accurate as those specified in this paragraph (f)(2)(ii).

(3) Natural gas test fuel shall be analyzed to determine the following fuel properties:

(i) Fuel composition measured using ASTM D 1945 (incorporated by reference in § 600.011).

(ii) Specific gravity measured as based on fuel composition per ASTM D 1945 (incorporated by reference in § 600.011).

(iii) Carbon weight fraction, based on the carbon contained only in the hydrocarbon constituents of the fuel. This equals the weight of carbon in the hydrocarbon constituents divided by the total weight of fuel.

(iv) Carbon weight fraction of the fuel, which equals the total weight of carbon in the fuel (*i.e.*, includes carbon contained in hydrocarbons and in CO₂) divided by the total weight of fuel.

(4) Ethanol test fuel shall be analyzed to determine the following fuel properties:

(i) Specific gravity using ASTM D 1298 (incorporated by reference in § 600.011). You may determine specific gravity for the blend, or you may determine specific gravity for the gasoline and methanol fuel components separately before combining the results using the following equation:

$$SG = SGg \times \text{volume fraction gasoline} + SGe \times \text{volume fraction ethanol}.$$

(ii)(A) Carbon weight fraction using the following equation:

$$CWF = CWFg \times MFg + 0.521 \times MFe$$

Where:

CWFg = Carbon weight fraction of gasoline portion of blend measured using ASTM D 3343 (incorporated by reference in § 600.011).

MFg = Mass fraction gasoline = $(G \times SGg) / (G \times SGg + E \times SGe)$

MFe = Mass fraction ethanol = $(E \times SGe) / (G \times SGg + E \times SGe)$

Where:

G = Volume fraction gasoline.

E = Volume fraction ethanol.

SGg = Specific gravity of gasoline as measured using ASTM D 1298 (incorporated by reference in § 600.011).

SGe = Specific gravity of ethanol as measured using ASTM D 1298 (incorporated by reference in § 600.011).

(B) Upon the approval of the Administrator, other procedures to measure the carbon weight fraction of the fuel blend may be used if the manufacturer can show that the procedures are superior to or equally as accurate as those specified in this paragraph (f)(4)(ii).

(g) Calculate separate FTP, highway, US06, SC03 and Cold temperature FTP fuel economy and carbon-related exhaust emissions from the grams/mile values for total HC, CO, CO₂ and, where applicable, CH₃OH, C₂H₅OH, C₂H₄O, HCHO, NMHC, N₂O, and CH₄, and the test fuel's specific gravity, carbon weight fraction, net heating value, and additionally for natural gas, the test fuel's composition.

(1) *Emission values for fuel economy calculations.* The emission values (obtained per paragraph (a) through (e) of this section, as applicable) used in the calculations of fuel economy in this section shall be rounded in accordance with § 86.1837 of this chapter. The CO₂

values (obtained per this section, as applicable) used in each calculation of fuel economy in this section shall be rounded to the nearest gram/mile.

(2) *Emission values for carbon-related exhaust emission calculations.* (i) If the emission values (obtained per paragraph (a) through (e) of this section, as applicable) were obtained from testing with aged exhaust emission control components as allowed under § 86.1823 of this chapter, then these test values shall be used in the calculations of carbon-related exhaust emissions in this section.

(ii) If the emission values (obtained per paragraph (a) through (e) of this section, as applicable) were not obtained from testing with aged exhaust emission control components as allowed under § 86.1823 of this chapter, then these test values shall be adjusted by the appropriate deterioration factor determined according to § 86.1823 of this chapter before being used in the calculations of carbon-related exhaust emissions in this section. For vehicles within a test group, the appropriate NMOG deterioration factor may be used in lieu of the deterioration factors for CH₃OH, C₂H₅OH, and/or C₂H₄O emissions.

(iii) The emission values determined in paragraph (g)(2)(i) or (ii) of this section shall be rounded in accordance with § 86.1837 of this chapter. The CO₂ values (obtained per this section, as applicable) used in each calculation of carbon-related exhaust emissions in this section shall be rounded to the nearest gram/mile.

(iv) For manufacturers complying with the fleet averaging option for N₂O and CH₄ as allowed under § 86.1818 of this chapter, N₂O and CH₄ emission values for use in the calculation of carbon-related exhaust emissions in this section shall be the values determined according to paragraph (g)(2)(iv)(A), (B), or (C) of this section.

(A) The FTP and HFET test values as determined for the emission data vehicle according to the provisions of § 86.1835 of this chapter. These values shall apply to all vehicles tested under this section that are included in the test group represented by the emission data vehicle and shall be adjusted by the appropriate deterioration factor

Environmental Protection Agency

§ 600.113-12

determined according to §86.1823 of this chapter before being used in the calculations of carbon-related exhaust emissions in this section, except that in-use test data shall not be adjusted by a deterioration factor.

(B) The FTP and HFET test values as determined according to testing conducted under the provisions of this subpart. These values shall be adjusted by the appropriate deterioration factor determined according to §86.1823 of this chapter before being used in the calculations of carbon-related exhaust emissions in this section, except that in-use test data shall not be adjusted by a deterioration factor.

(C) For the 2012 through 2016 model years only, manufacturers may use an assigned value of 0.010 g/mi for N₂O FTP and HFET test values. This value is not required to be adjusted by a deterioration factor.

(3) The specific gravity and the carbon weight fraction (obtained per paragraph (f) of this section) shall be recorded using three places to the right of the decimal point. The net heating value (obtained per paragraph (f) of this section) shall be recorded to the nearest whole Btu/lb.

(4) For the purpose of determining the applicable in-use CO₂ exhaust emission standard under §86.1818 of this chapter, the combined city/highway carbon-related exhaust emission value for a vehicle subconfiguration is calculated by arithmetically averaging the FTP-based city and HFET-based highway carbon-related exhaust emission values, as determined in paragraphs (h) through (n) of this section for the subconfiguration, weighted 0.55 and 0.45 respectively, and rounded to the nearest tenth of a gram per mile.

(h)(1) For gasoline-fueled automobiles tested on a test fuel specified in §86.113 of this chapter, the fuel economy in miles per gallon is to be calculated using the following equation and rounded to the nearest 0.1 miles per gallon:

$$\text{mpg} = (5174 \times 10^4 \times \text{CWF} \times \text{SG}) / [((\text{CWF} \times \text{HC}) + (0.429 \times \text{CO}) + (0.273 \times \text{CO}_2)) \times ((0.6 \times \text{SG} \times \text{NHV}) + 5471)]$$

Where:

HC = Grams/mile HC as obtained in paragraph (g)(1) of this section.

CO = Grams/mile CO as obtained in paragraph (g)(1) of this section.

CO₂ = Grams/mile CO₂ as obtained in paragraph (g)(1) of this section.

CWF = Carbon weight fraction of test fuel as obtained in paragraph (f)(1) of this section and rounded according to paragraph (g)(3) of this section.

NHV = Net heating value by mass of test fuel as obtained in paragraph (f)(1) of this section and rounded according to paragraph (g)(3) of this section.

SG = Specific gravity of test fuel as obtained in paragraph (f)(1) of this section and rounded according to paragraph (g)(3) of this section.

(2)(i) For 2012 and later model year gasoline-fueled automobiles tested on a test fuel specified in §86.113 of this chapter, the carbon-related exhaust emissions in grams per mile is to be calculated using the following equation and rounded to the nearest 1 gram per mile:

$$\text{CREE} = (\text{CWF}/0.273 \times \text{HC}) + (1.571 \times \text{CO}) + \text{CO}_2$$

Where:

CREE means the carbon-related exhaust emissions as defined in §600.002.

HC = Grams/mile HC as obtained in paragraph (g)(2) of this section.

CO = Grams/mile CO as obtained in paragraph (g)(2) of this section.

CO₂ = Grams/mile CO₂ as obtained in paragraph (g)(2) of this section.

CWF = Carbon weight fraction of test fuel as obtained in paragraph (f)(1) of this section and rounded according to paragraph (g)(3) of this section.

(ii) For manufacturers complying with the fleet averaging option for N₂O and CH₄ as allowed under §86.1818 of this chapter, the carbon-related exhaust emissions in grams per mile for 2012 and later model year gasoline-fueled automobiles tested on a test fuel specified in §86.113 of this chapter is to be calculated using the following equation and rounded to the nearest 1 gram per mile:

$$\text{CREE} = [(\text{CWF}/0.273) \times \text{NMHC}] + (1.571 \times \text{CO}) + \text{CO}_2 + (298 \times \text{N}_2\text{O}) + (25 \times \text{CH}_4)$$

Where:

CREE means the carbon-related exhaust emissions as defined in §600.002.

NMHC = Grams/mile NMHC as obtained in paragraph (g)(2) of this section.

CO = Grams/mile CO as obtained in paragraph (g)(2) of this section.

CO₂ = Grams/mile CO₂ as obtained in paragraph (g)(2) of this section.

§ 600.113-12

N₂O = Grams/mile N₂O as obtained in paragraph (g)(2) of this section.

CH₄ = Grams/mile CH₄ as obtained in paragraph (g)(2) of this section.

CWF = Carbon weight fraction of test fuel as obtained in paragraph (f)(1) of this section and rounded according to paragraph (g)(3) of this section.

(i)(1) For diesel-fueled automobiles, calculate the fuel economy in miles per gallon of diesel fuel by dividing 2778 by the sum of three terms and rounding the quotient to the nearest 0.1 mile per gallon:

(i)(A) 0.866 multiplied by HC (in grams/miles as obtained in paragraph (g)(1) of this section), or

(B) Zero, in the case of cold FTP diesel tests for which HC was not collected, as permitted in § 600.113-08(c);

(ii) 0.429 multiplied by CO (in grams/mile as obtained in paragraph (g)(1) of this section); and

(iii) 0.273 multiplied by CO₂ (in grams/mile as obtained in paragraph (g)(1) of this section).

(2)(i) For 2012 and later model year diesel-fueled automobiles, the carbon-related exhaust emissions in grams per mile is to be calculated using the following equation and rounded to the nearest 1 gram per mile:

$$\text{CREE} = (3.172 \times \text{HC}) + (1.571 \times \text{CO}) + \text{CO}_2$$

Where:

CREE means the carbon-related exhaust emissions as defined in § 600.002.

HC = Grams/mile HC as obtained in paragraph (g)(2) of this section.

CO = Grams/mile CO as obtained in paragraph (g)(2) of this section.

CO₂ = Grams/mile CO₂ as obtained in paragraph (g)(2) of this section.

(ii) For manufacturers complying with the fleet averaging option for N₂O and CH₄ as allowed under § 86.1818 of this chapter, the carbon-related exhaust emissions in grams per mile for 2012 and later model year diesel-fueled automobiles is to be calculated using the following equation and rounded to the nearest 1 gram per mile:

$$\text{CREE} = (3.172 \times \text{NMHC}) + (1.571 \times \text{CO}) + \text{CO}_2 + (298 \times \text{N}_2\text{O}) + (25 \times \text{CH}_4)$$

Where:

CREE means the carbon-related exhaust emissions as defined in § 600.002.

NMHC = Grams/mile NMHC as obtained in paragraph (g)(2) of this section.

40 CFR Ch. I (7-1-21 Edition)

CO = Grams/mile CO as obtained in paragraph (g)(2) of this section.

CO₂ = Grams/mile CO₂ as obtained in paragraph (g)(2) of this section.

N₂O = Grams/mile N₂O as obtained in paragraph (g)(2) of this section.

CH₄ = Grams/mile CH₄ as obtained in paragraph (g)(2) of this section.

(j)(1) For methanol-fueled automobiles and automobiles designed to operate on mixtures of gasoline and methanol, the fuel economy in miles per gallon of methanol is to be calculated using the following equation:

$$\text{mpg} = (\text{CWF} \times \text{SG} \times 3781.8) / ((\text{CWF}_{\text{exHC}} \times \text{HC}) + (0.429 \times \text{CO}) + (0.273 \times \text{CO}_2) + (0.375 \times \text{CH}_3\text{OH}) + (0.400 \times \text{HCHO}))$$

Where:

CWF = Carbon weight fraction of the fuel as determined in paragraph (f)(2)(ii) of this section and rounded according to paragraph (g)(3) of this section.

SG = Specific gravity of the fuel as determined in paragraph (f)(2)(i) of this section and rounded according to paragraph (g)(3) of this section.

CWF_{exHC} = Carbon weight fraction of exhaust hydrocarbons = CWF as determined in paragraph (f)(2)(ii) of this section and rounded according to paragraph (g)(3) of this section (for M100 fuel, CWF_{exHC} = 0.866).

HC = Grams/mile HC as obtained in paragraph (g)(1) of this section.

CO = Grams/mile CO as obtained in paragraph (g)(1) of this section.

CO₂ = Grams/mile CO₂ as obtained in paragraph (g)(1) of this section.

CH₃OH = Grams/mile CH₃OH (methanol) as obtained in paragraph (g)(1) of this section.

HCHO = Grams/mile HCHO (formaldehyde) as obtained in paragraph (g)(1) of this section.

(2)(i) For 2012 and later model year methanol-fueled automobiles and automobiles designed to operate on mixtures of gasoline and methanol, the carbon-related exhaust emissions in grams per mile while operating on methanol is to be calculated using the following equation and rounded to the nearest 1 gram per mile:

$$\text{CREE} = (\text{CWF}_{\text{exHC}} / 0.273 \times \text{HC}) + (1.571 \times \text{CO}) + (1.374 \times \text{CH}_3\text{OH}) + (1.466 \times \text{HCHO}) + \text{CO}_2$$

Where:

CREE means the carbon-related exhaust emission value as defined in § 600.002.

Environmental Protection Agency

§ 600.113-12

CWF_{exHC} = Carbon weight fraction of exhaust hydrocarbons = CWF as determined in paragraph (f)(2)(ii) of this section and rounded according to paragraph (g)(3) of this section (for M100 fuel, CWF_{exHC} = 0.866).

HC = Grams/mile HC as obtained in paragraph (g)(2) of this section.

CO = Grams/mile CO as obtained in paragraph (g)(2) of this section.

CO₂ = Grams/mile CO₂ as obtained in paragraph (g)(2) of this section.

CH₃OH = Grams/mile CH₃OH (methanol) as obtained in paragraph (g)(2) of this section.

HCHO = Grams/mile HCHO (formaldehyde) as obtained in paragraph (g)(2) of this section.

(ii) For manufacturers complying with the fleet averaging option for N₂O and CH₄ as allowed under § 86.1818 of this chapter, the carbon-related exhaust emissions in grams per mile for 2012 and later model year methanol-fueled automobiles and automobiles designed to operate on mixtures of gasoline and methanol while operating on methanol is to be calculated using the following equation and rounded to the nearest 1 gram per mile:

$$\text{CREE} = [(CWF_{\text{exHC}}/0.273) \times \text{NMHC}] + (1.571 \times \text{CO}) + (1.374 \times \text{CH}_3\text{OH}) +$$

$$(1.466 \times \text{HCHO}) + \text{CO}_2 + (298 \times \text{N}_2\text{O}) + (25 \times \text{CH}_4)$$

Where:

CREE means the carbon-related exhaust emission value as defined in § 600.002.

CWF_{exHC} = Carbon weight fraction of exhaust hydrocarbons = CWF as determined in paragraph (f)(2)(ii) of this section and rounded according to paragraph (g)(3) of this section (for M100 fuel, CWF_{exHC} = 0.866).

NMHC = Grams/mile HC as obtained in paragraph (g)(2) of this section.

CO = Grams/mile CO as obtained in paragraph (g)(2) of this section.

CO₂ = Grams/mile CO₂ as obtained in paragraph (g)(2) of this section.

CH₃OH = Grams/mile CH₃OH (methanol) as obtained in paragraph (g)(2) of this section.

HCHO = Grams/mile HCHO (formaldehyde) as obtained in paragraph (g)(2) of this section.

N₂O = Grams/mile N₂O as obtained in paragraph (g)(2) of this section.

CH₄ = Grams/mile CH₄ as obtained in paragraph (g)(2) of this section.

(k)(1) For automobiles fueled with natural gas and automobiles designed to operate on gasoline and natural gas, the fuel economy in miles per gallon of natural gas is to be calculated using the following equation:

$$\text{mpg}_e = \frac{CWF_{\text{HC/NG}} \times D_{\text{NG}} \times 121.5}{(0.749 \times \text{CH}_4) + (CWF_{\text{NMHC}} \times \text{NMHC}) + (0.429 \times \text{CO}) + (0.273 \times (\text{CO}_1 - \text{CO}_{2\text{NG}}))}$$

Where:

mpg_e = miles per gasoline gallon equivalent of natural gas.

CWF_{HC/NG} = carbon weight fraction based on the hydrocarbon constituents in the natural gas fuel as obtained in paragraph (f)(3) of this section and rounded according to paragraph (g)(3) of this section.

D_{NG} = density of the natural gas fuel [grams/ft³ at 68 °F (20 °C) and 760 mm Hg (101.3 kPa)] pressure as obtained in paragraph (g)(3) of this section.

CH₄, NMHC, CO, and CO₂ = weighted mass exhaust emissions [grams/mile] for meth-

ane, non-methane HC, carbon monoxide, and carbon dioxide as obtained in paragraph (g)(2) of this section.

CWF_{NMHC} = carbon weight fraction of the non-methane HC constituents in the fuel as determined from the speciated fuel composition per paragraph (f)(3) of this section and rounded according to paragraph (g)(3) of this section.

CO_{2NG} = grams of carbon dioxide in the natural gas fuel consumed per mile of travel.

$$\text{CO}_{2\text{NG}} = \text{FC}_{\text{NG}} \times D_{\text{NG}} \times \text{WF}_{\text{CO}_2}$$

Where:

$$\text{FC}_{\text{NG}} = \frac{(0.749 \times \text{CH}_4) + (CWF_{\text{NMHC}} \times \text{NMHC}) + (0.429 \times \text{CO}) + (0.273 \times \text{CO}_2)}{CWF_{\text{NG}} \times D_{\text{NG}}}$$

§ 600.113-12

40 CFR Ch. I (7-1-21 Edition)

= cubic feet of natural gas fuel consumed per mile

Where:

CWF_{NG} = the carbon weight fraction of the natural gas fuel as calculated in paragraph (f)(3) of this section.

WF_{CO2} = weight fraction carbon dioxide of the natural gas fuel calculated using the mole fractions and molecular weights of the natural gas fuel constituents per ASTM D 1945 (incorporated by reference in § 600.011).

(2)(i) For automobiles fueled with natural gas and automobiles designed to operate on gasoline and natural gas, the carbon-related exhaust emissions in grams per mile while operating on natural gas is to be calculated for 2012 and later model year vehicles using the following equation and rounded to the nearest 1 gram per mile:

$$\text{CREE} = 2.743 \times \text{CH}_4 + \text{CWF}_{\text{NMHC}}/0.273 \times \text{NMHC} + 1.571 \times \text{CO} + \text{CO}_2$$

Where:

CREE means the carbon-related exhaust emission value as defined in § 600.002.

CH₄ = Grams/mile CH₄ as obtained in paragraph (g)(2) of this section.

NMHC = Grams/mile NMHC as obtained in paragraph (g)(2) of this section.

CO = Grams/mile CO as obtained in paragraph (g)(2) of this section.

CO₂ = Grams/mile CO₂ as obtained in paragraph (g)(2) of this section.

CWF_{NMHC} = carbon weight fraction of the non-methane HC constituents in the fuel as determined from the speciated fuel composition per paragraph (f)(3) of this section and rounded according to paragraph (f)(3) of this section.

(ii) For manufacturers complying with the fleet averaging option for N₂O and CH₄ as allowed under § 86.1818 of this chapter, the carbon-related exhaust emissions in grams per mile for 2012 and later model year automobiles fueled with natural gas and automobiles designed to operate on gasoline and natural gas while operating on natural gas is to be calculated using the following equation and rounded to the nearest 1 gram per mile:

$$\text{CREE} = (25 \times \text{CH}_4) + [(\text{CWF}_{\text{NMHC}}/0.273) \times \text{NMHC}] + (1.571 \times \text{CO}) + \text{CO}_2 + (298 \times \text{N}_2\text{O})$$

Where:

CREE means the carbon-related exhaust emission value as defined in § 600.002.

CH₄ = Grams/mile CH₄ as obtained in paragraph (g)(2) of this section.

NMHC = Grams/mile NMHC as obtained in paragraph (g)(2) of this section.

CO = Grams/mile CO as obtained in paragraph (g)(2) of this section.

CO₂ = Grams/mile CO₂ as obtained in paragraph (g)(2) of this section.

CWF_{NMHC} = carbon weight fraction of the non-methane HC constituents in the fuel as determined from the speciated fuel composition per paragraph (f)(3) of this section and rounded according to paragraph (f)(3) of this section.

N₂O = Grams/mile N₂O as obtained in paragraph (g)(2) of this section.

(1)(1) For ethanol-fueled automobiles and automobiles designed to operate on mixtures of gasoline and ethanol, the fuel economy in miles per gallon of ethanol is to be calculated using the following equation:

$$\text{mpg} = (\text{CWF} \times \text{SG} \times 3781.8) / ((\text{CWF}_{\text{exHC}} \times \text{HC}) + (0.429 \times \text{CO}) + (0.273 \times \text{CO}_2) + (0.375 \times \text{CH}_3\text{OH}) + (0.400 \times \text{HCHO}) + (0.521 \times \text{C}_2\text{H}_5\text{OH}) + (0.545 \times \text{C}_2\text{H}_4\text{O}))$$

Where:

CWF = Carbon weight fraction of the fuel as determined in paragraph (f)(4) of this section and rounded according to paragraph (f)(3) of this section.

SG = Specific gravity of the fuel as determined in paragraph (f)(4) of this section and rounded according to paragraph (f)(3) of this section.

CWF_{exHC} = Carbon weight fraction of exhaust hydrocarbons = CWF as determined in paragraph (f)(4) of this section and rounded according to paragraph (f)(3) of this section.

HC = Grams/mile HC as obtained in paragraph (g)(1) of this section.

CO = Grams/mile CO as obtained in paragraph (g)(1) of this section.

CO₂ = Grams/mile CO₂ as obtained in paragraph (g)(1) of this section.

CH₃OH = Grams/mile CH₃OH (methanol) as obtained in paragraph (g)(1) of this section.

HCHO = Grams/mile HCHO (formaldehyde) as obtained in paragraph (g)(1) of this section.

C₂H₅OH = Grams/mile C₂H₅OH (ethanol) as obtained in paragraph (g)(1) of this section.

C₂H₄O = Grams/mile C₂H₄O (acetaldehyde) as obtained in paragraph (g)(1) of this section.

(2)(i) For 2012 and later model year ethanol-fueled automobiles and automobiles designed to operate on mixtures of gasoline and ethanol, the carbon-related exhaust emissions in grams

Environmental Protection Agency

§ 600.113-12

per mile while operating on ethanol is to be calculated using the following equation and rounded to the nearest 1 gram per mile:

$$CREE = (CWF_{exHC}/0.273 \times HC) + (1.571 \times CO) + (1.374 \times CH_3OH) + (1.466 \times HCHO) + (1.911 \times C_2H_5OH) + (1.998 \times C_2H_4O) + CO_2$$

Where:

CREE means the carbon-related exhaust emission value as defined in § 600.002.

CWF_{exHC} = Carbon weight fraction of exhaust hydrocarbons = CWF as determined in paragraph (f)(4) of this section and rounded according to paragraph (f)(3) of this section.

HC = Grams/mile HC as obtained in paragraph (g)(2) of this section.

CO = Grams/mile CO as obtained in paragraph (g)(2) of this section.

CO₂ = Grams/mile CO₂ as obtained in paragraph (g)(2) of this section.

CH₃OH = Grams/mile CH₃OH (methanol) as obtained in paragraph (g)(2) of this section.

HCHO = Grams/mile HCHO (formaldehyde) as obtained in paragraph (g)(2) of this section.

C₂H₅OH = Grams/mile C₂H₅OH (ethanol) as obtained in paragraph (g)(2) of this section.

C₂H₄O = Grams/mile C₂H₄O (acetaldehyde) as obtained in paragraph (g)(2) of this section.

(ii) For manufacturers complying with the fleet averaging option for N₂O and CH₄ as allowed under § 86.1818 of this chapter, the carbon-related exhaust emissions in grams per mile for 2012 and later model year ethanol-fueled automobiles and automobiles designed to operate on mixtures of gasoline and ethanol while operating on ethanol is to be calculated using the

following equation and rounded to the nearest 1 gram per mile:

$$CREE = [(CWF_{exHC}/0.273) \times NMHC] + (1.571 \times CO) + (1.374 \times CH_3OH) + (1.466 \times HCHO) + (1.911 \times C_2H_5OH) + (1.998 \times C_2H_4O) + CO_2 + (298 \times N_2O) + (25 \times CH_4)$$

Where:

CREE means the carbon-related exhaust emission value as defined in § 600.002.

CWF_{exHC} = Carbon weight fraction of exhaust hydrocarbons = CWF as determined in paragraph (f)(4) of this section and rounded according to paragraph (f)(3) of this section.

NMHC = Grams/mile HC as obtained in paragraph (g)(2) of this section.

CO = Grams/mile CO as obtained in paragraph (g)(2) of this section.

CO₂ = Grams/mile CO₂ as obtained in paragraph (g)(2) of this section.

CH₃OH = Grams/mile CH₃OH (methanol) as obtained in paragraph (g)(2) of this section.

HCHO = Grams/mile HCHO (formaldehyde) as obtained in paragraph (g)(2) of this section.

C₂H₅OH = Grams/mile C₂H₅OH (ethanol) as obtained in paragraph (g)(2) of this section.

C₂H₄O = Grams/mile C₂H₄O (acetaldehyde) as obtained in paragraph (g)(2) of this section.

N₂O = Grams/mile N₂O as obtained in paragraph (g)(2) of this section.

CH₄ = Grams/mile CH₄ as obtained in paragraph (g)(2) of this section.

(m)(1) For automobiles fueled with liquefied petroleum gas and automobiles designed to operate on gasoline and liquefied petroleum gas, the fuel economy in miles per gallon of liquefied petroleum gas is to be calculated using the following equation:

$$mpg_e = \frac{CWF_{fuel} \cdot SG_{fuel} \cdot 3781.8}{CWF_{HC} \cdot HC + 0.429 \cdot CO + 0.273 \cdot CO_2}$$

Where:

mpg_e = miles per gasoline gallon equivalent of liquefied petroleum gas.

CWF_{fuel} = carbon weight fraction based on the hydrocarbon constituents in the liquefied petroleum gas fuel as obtained in paragraph (f)(5) of this section and rounded according to paragraph (g)(3) of this section.

SG = Specific gravity of the fuel as determined in paragraph (f)(5) of this section and rounded according to paragraph (g)(3) of this section.

3781.8 = Grams of H₂O per gallon conversion factor.

CWF_{HC} = Carbon weight fraction of exhaust hydrocarbon = CWF_{fuel} as determined in paragraph (f)(4) of this section and

rounded according to paragraph (f)(3) of this section.

HC = Grams/mile HC as obtained in paragraph (g)(2) of this section.

CO = Grams/mile CO as obtained in paragraph (g)(2) of this section.

CO₂ = Grams/mile CO₂ as obtained in paragraph (g)(2) of this section.

(2)(i) For automobiles fueled with liquefied petroleum gas and automobiles designed to operate on gasoline and liquefied petroleum gas, the carbon-related exhaust emissions in grams per mile while operating on liquefied petroleum gas is to be calculated for 2012 and later model year vehicles using the following equation and rounded to the nearest 1 gram per mile:

$$\text{CREE} = (\text{CWF}_{\text{HC}}/0.273 \times \text{HC}) + (1.571 \times \text{CO}) + \text{CO}_2$$

Where:

CREE means the carbon-related exhaust emission value as defined in § 600.002.

CWF_{HC} = Carbon weight fraction of exhaust hydrocarbon = CWF_{fuel} as determined in paragraph (f)(5) of this section and rounded according to paragraph (g)(3) of this section.

HC = Grams/mile HC as obtained in paragraph (g)(2) of this section.

CO = Grams/mile CO as obtained in paragraph (g)(2) of this section.

CO₂ = Grams/mile CO₂ as obtained in paragraph (g)(2) of this section.

(ii) For manufacturers complying with the fleet averaging option for N₂O and CH₄ as allowed under § 86.1818 of this chapter, the carbon-related exhaust emissions in grams per mile for 2012 and later model year automobiles fueled with liquefied petroleum gas and automobiles designed to operate on mixtures of gasoline and liquefied petroleum gas while operating on liquefied petroleum gas is to be calculated using the following equation and rounded to the nearest 1 gram per mile:

$$\text{CREE} = [(\text{CWF}_{\text{exHC}}/0.273) \times \text{NMHC}] + (1.571 \times \text{CO}) + \text{CO}_2 + (298 \times \text{N}_2\text{O}) + (25 \times \text{CH}_4)$$

Where:

CREE means the carbon-related exhaust emission value as defined in § 600.002.

CWF_{HC} = Carbon weight fraction of exhaust hydrocarbon = CWF_{fuel} as determined in paragraph (f)(5) of this section and rounded according to paragraph (g)(3) of this section.

NMHC = Grams/mile HC as obtained in paragraph (g)(2) of this section.

CO = Grams/mile CO as obtained in paragraph (g)(2) of this section.

CO₂ = Grams/mile CO₂ as obtained in paragraph (g)(2) of this section.

N₂O = Grams/mile N₂O as obtained in paragraph (g)(2) of this section.

CH₄ = Grams/mile CH₄ as obtained in paragraph (g)(2) of this section.

(n) Manufacturers shall determine CO₂ emissions and carbon-related exhaust emissions for electric vehicles, fuel cell vehicles, and plug-in hybrid electric vehicles according to the provisions of this paragraph (n). Subject to the limitations on the number of vehicles produced and delivered for sale as described in § 86.1866 of this chapter, the manufacturer may be allowed to use a value of 0 grams/mile to represent the emissions of fuel cell vehicles and the proportion of electric operation of a electric vehicles and plug-in hybrid electric vehicles that is derived from electricity that is generated from sources that are not onboard the vehicle, as described in paragraphs (n)(1) through (3) of this section. For purposes of labeling under this part, the CO₂ emissions for electric vehicles shall be 0 grams per mile. Similarly, for purposes of labeling under this part, the CO₂ emissions for plug-in hybrid electric vehicles shall be 0 grams per mile for the proportion of electric operation that is derived from electricity that is generated from sources that are not onboard the vehicle. For all 2027 and later model year electric vehicles, fuel cell vehicles, and plug-in hybrid electric vehicles, the provisions of this paragraph (n) shall be used to determine the non-zero value for CREE for purposes of meeting the greenhouse gas emission standards described in § 86.1818 of this chapter.

(1) For electric vehicles, but not including fuel cell vehicles, the carbon-related exhaust emissions in grams per mile is to be calculated using the following equation and rounded to the nearest one gram per mile:

$$\text{CREE} = \text{CREEUP} - \text{CREEGAS}$$

Where:

CREE means the carbon-related exhaust emission value as defined in § 600.002, which may be set equal to zero for eligible 2012 through 2026 model year electric vehicles as described in § 86.1866-12(a) of this chapter.

$$CREE_{UP} = \frac{EC}{GRIDLOSS} \times AVGUSUP, \text{ and}$$

$$CREE_{GAS} = \frac{2478}{8887} \times TargetCO_2,$$

Where:

EC = The vehicle energy consumption in watt-hours per mile, for combined FTP/HFET operation, determined according to procedures established by the Administrator under § 600.116–12.

GRIDLOSS = 0.935 (to account for grid transmission losses).

AVGUSUP = 0.534 (the nationwide average electricity greenhouse gas emission rate at the powerplant, in grams per watt-hour).

2478 is the estimated grams of upstream greenhouse gas emissions per gallon of gasoline.

8887 is the estimated grams of CO₂ per gallon of gasoline.

TargetCO₂ = The CO₂ Target Value for the fuel cell or electric vehicle determined according to § 86.1818 of this chapter for the appropriate model year.

(2) For plug-in hybrid electric vehicles, the carbon-related exhaust emissions in grams per mile is to be calculated according to the provisions of § 600.116, except that the CREE for charge-depleting operation shall be the sum of the CREE associated with gasoline consumption and the net upstream CREE determined according to paragraph (n)(1) of this section, rounded to the nearest one gram per mile.

(3) For 2012 and later model year fuel cell vehicles, the carbon-related exhaust emissions in grams per mile shall be calculated using the method specified in paragraph (n)(1) of this section, except that CREEUP shall be determined according to procedures established by the Administrator under

§ 600.111–08(f). As described in § 86.1866 of this chapter, the value of CREE may be set equal to zero for 2012 through 2026 model year fuel cell vehicles.

(o) Equations for fuels other than those specified in this section may be used with advance EPA approval. Alternate calculation methods for fuel economy and carbon-related exhaust emissions may be used in lieu of the methods described in this section if shown to yield equivalent or superior results and if approved in advance by the Administrator.

[76 FR 39533, July 6, 2011, as amended at 77 FR 63179, Oct. 15, 2012; 81 FR 74000, Oct. 25, 2016; 85 FR 25271, Apr. 30, 2020]

§ 600.114–12 Vehicle-specific 5-cycle fuel economy and carbon-related exhaust emission calculations.

Paragraphs (a) through (f) of this section apply to data used for fuel economy labeling under subpart D of this part. Paragraphs (d) through (f) of this section are used to calculate 5-cycle carbon-related exhaust emission values for the purpose of determining optional credits for CO₂-reducing technologies under § 86.1866 of this chapter and to calculate 5-cycle CO₂ values for the purpose of fuel economy labeling under subpart D of this part.

(a) *City fuel economy.* For each vehicle tested under § 600.010–08(a), (b), or (c), as applicable, determine the 5-cycle city fuel economy using the following equation:

$$(1) \text{ CityFE} = \frac{0.905}{(\text{StartFC} + \text{RunningFC})}$$

Where:

$$\text{StartFC} = 0.33 \times \left(\frac{(0.76 \times \text{StartFuel}_{75} + 0.24 \times \text{StartFuel}_{20})}{4.1} \right)$$

$$\text{StartFuel}_x = 3.6 \times \left[\frac{1}{\text{Bag 1 FE}_x} - \frac{1}{\text{Bag 3 FE}_x} \right]$$

$$\begin{aligned} \text{RunningFC} = & 0.82 \times \left[\frac{0.48}{\text{Bag 2 FE}_{75}} + \frac{0.41}{\text{Bag 3 FE}_{75}} + \frac{0.11}{\text{US06 City FE}} \right] + 0.18 \times \left[\frac{0.5}{\text{Bag 2 FE}_{20}} + \frac{0.5}{\text{Bag 3 FE}_{20}} \right] \\ & + 0.133 \times 1.083 \times \left[\frac{1}{\text{SC03 FE}} - \left(\frac{0.61}{\text{Bag 3 FE}_{75}} + \frac{0.39}{\text{Bag 2 FE}_{75}} \right) \right] \end{aligned}$$

(2) Terms used in the equations in this paragraph (a) are defined as follows:

Bag Y FE_x = the fuel economy in miles per gallon of fuel during bag Y of the FTP test conducted at an ambient temperature X of 75 °F or 20 °F.
SC03 FE = fuel economy in mile per gallon over the SC03 test.

US06 City FE = fuel economy in miles per gallon over the “city” portion of the US06 test.

(b) *Highway fuel economy.* (1) For each vehicle tested under § 600.010-08(a), (b), or (c), as applicable, determine the 5-cycle highway fuel economy using the following equation:

$$\text{HighwayFE} = \frac{0.905}{(\text{StartFC} + \text{RunningFC})}$$

Where:

$$\text{StartFC} = 0.33 \times \left(\frac{(0.76 \times \text{StartFuel}_{75} + 0.24 \times \text{StartFuel}_{20})}{60} \right)$$

$$\text{StartFuel}_x = 3.6 \times \left[\frac{1}{\text{Bag 1 FE}_x} - \frac{1}{\text{Bag 3 FE}_x} \right]$$

$$\text{RunningFC} = 1.007 \times \left[\frac{0.79}{\text{US06 Highway FE}} + \frac{0.21}{\text{HFET FE}} \right] + 0.133 \times 0.377 \times \left[\frac{1}{\text{SC03 FE}} - \left(\frac{0.61}{\text{Bag 3 FE}_{75}} + \frac{0.39}{\text{Bag 2 FE}_{75}} \right) \right]$$

(2) If the condition specified in § 600.115-08(b)(2)(iii)(B) is met, in lieu of using the calculation in paragraph (b)(1) of this section, the manufacturer may optionally determine the highway fuel economy using the following modified 5-cycle equation which utilizes data from FTP, HFET, and US06 tests,

and applies mathematic adjustments for Cold FTP and SC03 conditions:

(i) Perform a US06 test in addition to the FTP and HFET tests.

(ii) Determine the 5-cycle highway fuel economy according to the following formula:

$$\text{HighwayFE} = \frac{0.905}{(\text{StartFC} + \text{RunningFC})}$$

Where:

$$\text{StartFC} = 0.33 \times \frac{(0.005515 + 1.13637 \times \text{StartFuel}_{75})}{60}$$

$$\text{StartFuel}_{75} = 3.6 \times \left[\frac{1}{\text{Bag 1 FE}_{75}} - \frac{1}{\text{Bag 3 FE}_{75}} \right]$$

$$\text{RunningFC} = 1.007 \times \left[\frac{0.79}{\text{US06 Highway FE}} + \frac{0.21}{\text{HFET FE}} \right] + \left[0.377 \times 0.133 \times \left(0.00540 + \frac{0.1357}{\text{US06 FE}} \right) \right]$$

(3) Terms used in the equations in this paragraph (b) are defined as follows:

Bag Y FE_x = the fuel economy in miles per gallon of fuel during bag Y of

the FTP test conducted at an ambient temperature X of 75 °F or 20 °F. HFET FE = fuel economy in miles per gallon over the HFET test.

SC03 FE = fuel economy in mile per gallon over the SC03 test.

US06 Highway FE = fuel economy in miles per gallon over the highway portion of the US06 test.

US06 FE = fuel economy in miles per gallon over US06 test.

(c) *Fuel economy calculations for hybrid electric vehicles.* Test hybrid electric vehicles as described in SAE J1711 (incorporated by reference in §600.011). For FTP testing, this generally involves emission sampling over four phases (bags) of the UDDS (cold-start,

transient, warm-start, transient); however, these four phases may be combined into two phases (phases 1 + 2 and phases 3 + 4). Calculations for these sampling methods follow:

(1) *Four-bag FTP equations.* If the 4-bag sampling method is used, manufacturers may use the equations in paragraphs (a) and (b) of this section to determine city and highway fuel economy estimates. If this method is chosen, it must be used to determine both city and highway fuel economy. Optionally, the following calculations may be used, provided that they are used to determine both city and highway fuel economy:

(i) *City fuel economy.*

$$\text{CityFE} = \frac{0.905}{(\text{StartFC} + \text{RunningFC})}$$

Where:

$$\text{StartFC} = 0.33 \times \left(\frac{(0.76 \times \text{StartFuel}_{75} + 0.24 \times \text{StartFuel}_{20})}{4.1} \right)$$

$$\text{StartFuel}_{75} = 3.6 \times \left[\frac{1}{\text{Bag 1 FE}_{75}} - \frac{1}{\text{Bag 3 FE}_{75}} \right] + 3.9 \times \left[\frac{1}{\text{Bag 2 FE}_{75}} - \frac{1}{\text{Bag 4 FE}_{75}} \right]$$

$$\text{StartFuel}_{20} = 3.6 \times \left[\frac{1}{\text{Bag 1 FE}_{20}} - \frac{1}{\text{Bag 3 FE}_{20}} \right]$$

$$\begin{aligned} \text{RunningFC} &= 0.82 \times \left[\frac{0.48}{\text{Bag 4 FE}_{75}} + \frac{0.41}{\text{Bag 3 FE}_{75}} + \frac{0.11}{\text{US06 City FE}} \right] \\ &+ 0.18 \times \left[\frac{0.5}{\text{Bag 2 FE}_{20}} + \frac{0.5}{\text{Bag 3 FE}_{20}} \right] + 0.133 \times 1.083 \times \left[\frac{1}{\text{SC03 FE}} - \left(\frac{0.61}{\text{Bag 3 FE}_{75}} + \frac{0.39}{\text{Bag 4 FE}_{75}} \right) \right] \end{aligned}$$

(ii) *Highway fuel economy.*

$$\text{HighwayFE} = \frac{0.905}{(\text{StartFC} + \text{RunningFC})}$$

Where:

$$\text{StartFC} = 0.33 \times \left(\frac{(0.76 \times \text{StartFuel}_{75}) + (0.24 \times \text{StartFuel}_{20})}{60} \right)$$

$$\text{StartFuel}_{75} = 3.6 \times \left[\frac{1}{\text{Bag 1 FE}_{75}} - \frac{1}{\text{Bag 3 FE}_{75}} \right] + 3.9 \times \left[\frac{1}{\text{Bag 2 FE}_{75}} - \frac{1}{\text{Bag 4 FE}_{75}} \right]$$

$$\text{StartFuel}_{20} = 3.6 \times \left[\frac{1}{\text{Bag 1 FE}_{20}} - \frac{1}{\text{Bag 3 FE}_{20}} \right]$$

$$\text{RunningFC} = 1.007 \times \left[\frac{0.79}{\text{US06 Highway FE}} + \frac{0.21}{\text{HFET FE}} \right] + 0.133 \times 0.377 \times \left[\frac{1}{\text{SC03 FE}} - \left(\frac{0.61}{\text{Bag 3 FE}_{75}} + \frac{0.39}{\text{Bag 4 FE}_{75}} \right) \right]$$

(2) *Two-bag FTP equations.* If the 2-bag sampling method is used for the 75 °F FTP test, it must be used to determine both city and highway fuel econ-

omy. The following calculations must be used to determine both city and highway fuel economy:

(i) *City fuel economy.*

$$CityFE = \frac{0.905}{(StartFC + RunningFC)}$$

Where:

$$StartFC = 0.33 \times \left(\frac{(0.76 \times StartFuel_{75}) + (0.24 \times StartFuel_{20})}{4.1} \right)$$

$$StartFuel_{75} = 7.5 \times \left[\frac{1}{Bag\ 1/2\ FE_{75}} - \frac{1}{Bag\ 3/4\ FE_{75}} \right]$$

$$StartFuel_{20} = 3.6 \times \left[\frac{1}{Bag\ 1\ FE_{20}} - \frac{1}{Bag\ 3\ FE_{20}} \right]$$

$$RunningFC = 0.82 \times \left[\frac{0.90}{Bag\ 3/4\ FE_{75}} + \frac{0.10}{US06\ City\ FE} \right]$$

$$+ 0.18 \times \left[\frac{0.5}{Bag\ 2\ FE_{20}} + \frac{0.5}{Bag\ 3\ FE_{20}} \right] + 0.133 \times 1.083 \times \left[\frac{1}{SC03\ FE} - \left(\frac{1.0}{Bag\ 3/4\ FE_{75}} \right) \right]$$

(ii) *Highway fuel economy.*

$$\text{HighwayFE} = \frac{0.905}{(\text{StartFC} + \text{RunningFC})}$$

Where:

$$\text{StartFC} = 0.33 \times \left(\frac{(0.76 \times \text{StartFuel}_{75}) + (0.24 \times \text{StartFuel}_{20})}{60} \right)$$

$$\text{StartFuel}_{75} = 7.5 \times \left[\frac{1}{\text{Bag 1/2 FE}_{75}} - \frac{1}{\text{Bag 3/4 FE}_{75}} \right]$$

$$\text{StartFuel}_{20} = 3.6 \times \left[\frac{1}{\text{Bag 1 FE}_{20}} - \frac{1}{\text{Bag 3 FE}_{20}} \right]$$

$$\text{RunningFC} = 1.007 \times \left[\frac{0.79}{\text{US06HighwayFE}} + \frac{0.21}{\text{HFETFE}} \right] + 0.133 \times 0.377 \times \left[\frac{1}{\text{SC03FE}} - \left(\frac{1.0}{\text{Bag 3/4 FE}_{75}} \right) \right]$$

(3) For hybrid electric vehicles using the modified 5-cycle highway calculation in paragraph (b)(2) of this section, the equation in paragraph (b)(2)(ii)(A) of this section applies except that the

equation for Start Fuel₇₅ will be replaced with one of the following:

(i) The equation for Start Fuel₇₅ for hybrids tested according to the 4-bag FTP is:

$$\text{StartFuel}_{75} = 3.6 \times \left[\frac{1}{\text{Bag 1 FE}_{75}} - \frac{1}{\text{Bag 3 FE}_{75}} \right] + 3.9 \times \left[\frac{1}{\text{Bag 2 FE}_{75}} - \frac{1}{\text{Bag 4 FE}_{75}} \right]$$

(ii) The equation for Start Fuel₇₅ for hybrids tested according to the 2-bag FTP is:

$$\text{StartFuel}_{75} = 7.5 \times \left[\frac{1}{\text{Bag 1/2 FE}_{75}} - \frac{1}{\text{Bag 3/4 FE}_{75}} \right]$$

(4) Terms used in the equations in this paragraph (b) are defined as follows:

Bag X/Y FE₇₅ = fuel economy in miles per gallon of fuel during combined phases X and Y of the FTP test

conducted at an ambient temperature of 75 °F.

Bag Y FE_X = the fuel economy in miles per gallon of fuel during bag Y of the FTP test conducted at an ambient temperature X of 75 °F or 20 °F.

§ 600.114-12

40 CFR Ch. I (7-1-21 Edition)

HFET FE = fuel economy in miles per gallon over the HFET test.

SC03 FE = fuel economy in mile per gallon over the SC03 test.

US06 City FE = fuel economy in miles per gallon over the city portion of the US06 test.

US06 Highway FE = fuel economy in miles per gallon over the highway portion of the US06 test.

(d) *City CO₂ emissions and carbon-related exhaust emissions.* For each vehicle tested, determine the 5-cycle city CO₂ emissions and carbon-related exhaust emissions using the following equation:

$$(1) \text{ City CREE} = \frac{(\text{Start CREE} + \text{Running CREE})}{0.905}$$

Where:

$$\text{Start CREE} = 0.33 \times \left(\frac{(0.76 \times \text{Start CREE}_{75} + 0.24 \times \text{Start CREE}_{20})}{4.1} \right)$$

$$\text{Start CREE}_x = 3.6 \times (\text{Bag 1 CREE}_x - \text{Bag 3 CREE}_x)$$

$$\begin{aligned} \text{Running CREE} = & 0.82 \times [(0.48 \times \text{Bag 2 CREE}_{75}) + (0.41 \times \text{Bag 3 CREE}_{75}) + (0.11 \times \text{US06 City CREE})] + \\ & 0.18 \times [(0.5 \times \text{Bag 2 CREE}_{20}) + (0.5 \times \text{Bag 3 CREE}_{20})] + \\ & 0.133 \times 1.083 \times [\text{SC03 CREE} - ((0.61 \times \text{Bag 3 CREE}_{75}) + (0.39 \times \text{Bag 2 CREE}_{75}))] \end{aligned}$$

(2) To determine the City CO₂ emissions, use the appropriate CO₂ grams/mile values instead of CREE values in the equations in this paragraph (d).

(3) Terms used in the equations in this paragraph (d) are defined as follows:

Bag Y CREE_x = the carbon-related exhaust emissions in grams per mile during bag Y of the FTP test conducted at an ambient temperature X of 75 °F or 20 °F.

US06 City CREE = carbon-related exhaust emissions in grams per mile over the city portion of the US06 test.

SC03 CREE = carbon-related exhaust emissions in grams per mile over the SC03 test.

(e) *Highway CO₂ emissions and carbon-related exhaust emissions.* (1) For each vehicle tested, determine the 5-cycle highway carbon-related exhaust emissions using the following equation:

$$\text{Highway CREE} = \frac{(\text{Start CREE} + \text{Running CREE})}{0.905}$$

Where:

$$\text{Start CREE} = 0.33 \times \left(\frac{(0.76 \times \text{Start CREE}_{75}) + \left(\frac{0.24 \times \text{Start CREE}_{20}}{\text{CREE}_{20}} \right)}{60} \right)$$

$$\text{Start CREE}_x = 3.6 \times (\text{Bag 1 CREE}_x - \text{Bag 3 CREE}_x)$$

Running CREE =

$$1.007 \times [(0.79 \times \text{US06 Highway CREE}) + (0.21 \times \text{HFET CREE})] + 0.133 \times 0.377 \times [\text{SC03 CREE} - ((0.61 \times \text{Bag3 CREE}_{75}) + (0.39 \times \text{Bag2 CREE}_{75}))]$$

(2) If the condition specified in § 600.115-08(b)(2)(iii)(B) is met, in lieu of using the calculation in paragraph (e)(1) of this section, the manufacturer may optionally determine the highway carbon-related exhaust emissions using the following modified 5-cycle equation which utilizes data from FTP, HFET,

and US06 tests, and applies mathematic adjustments for Cold FTP and SC03 conditions:

(i) Perform a US06 test in addition to the FTP and HFET tests.

(ii) Determine the 5-cycle highway carbon-related exhaust emissions according to the following formula:

$$\text{Highway CREE} = \frac{(\text{Start CREE} + \text{Running CREE})}{0.905}$$

Where:

$$\text{Start CREE} = 0.33 \times \frac{((0.005515 \times A) + 1.13637 \times \text{Start CREE}_{75})}{60}$$

$$\text{Start CREE}_{75} = 3.6 \times (\text{Bag 1 CREE}_{75} - \text{Bag 3 CREE}_{75})$$

$$\text{Running CREE} = 1.007 \times [(0.79 \times \text{US06 Highway CREE}) + (0.21 \times \text{HFET CREE})] +$$

$$[0.377 \times 0.133 \times ((0.00540 \times A) + (0.1357 \times \text{US06 CREE}))]$$

(3) To determine the Highway CO₂ emissions, use the appropriate CO₂

grams/mile values instead of CREE values in the equations in this paragraph (e).

(4) Terms used in the equations in this paragraph (e) are defined as follows:

A = 8,887 for gasoline-fueled vehicles, 10,180 for diesel-fueled vehicles, or an appropriate value specified by the Administrator for other fuels.

Bag Y CREE_x = the carbon-related exhaust emissions in grams per mile during bag Y of the FTP test conducted at an ambient temperature X of 75 °F or 20 °F.

US06 Highway CREE = carbon-related exhaust emissions in grams per mile over the highway portion of the US06 test.

US06 CREE = carbon-related exhaust emissions in grams per mile over the US06 test.

HFET CREE = carbon-related exhaust emissions in grams per mile over the HFET test.

SC03 CREE = carbon-related exhaust emissions in grams per mile over the SC03 test.

(f) *CO₂ and carbon-related exhaust emissions calculations for hybrid electric vehicles.* Test hybrid electric vehicles as described in SAE J1711 (incorporated by reference in § 600.011). For FTP testing, this generally involves emission sampling over four phases (bags) of the UDDS (cold-start, transient, warm-start, transient); however, these four phases may be combined into two phases (phases 1 + 2 and phases 3 + 4). Calculations for these sampling methods follow:

(1) *Four-bag FTP equations.* If the 4-bag sampling method is used, manufacturers may use the equations in paragraphs (a) and (b) of this section to determine city and highway CO₂ and carbon-related exhaust emissions values. If this method is chosen, it must be used to determine both city and highway CO₂ emissions and carbon-related exhaust emissions. Optionally, the following calculations may be used, provided that they are used to determine both city and highway CO₂ and carbon-related exhaust emissions values:

(i) *City CO₂ emissions and carbon-related exhaust emissions.*

$$\text{City CREE} = \frac{(\text{Start CREE} + \text{Running CREE})}{0.905}$$

Where:

$$\text{Start CREE} = 0.33 \times \left(\frac{(0.76 \times \text{Start CREE}_{75} + 0.24 \times \text{Start CREE}_{20})}{4.1} \right)$$

$$\begin{aligned} \text{Start CREE}_{75} &= 3.6 \times (\text{Bag 1 CREE}_{75} - \text{Bag 3 CREE}_{75}) + \\ &3.9 \times (\text{Bag 2 CREE}_{75} - \text{Bag 4 CREE}_{75}) \end{aligned}$$

$$\text{Start CREE}_{20} = 3.6 \times (\text{Bag 1 CREE}_{20} - \text{Bag 3 CREE}_{20})$$

$$\begin{aligned} \text{Running CREE} &= 0.82 \times [(0.48 \times \text{Bag 4 CREE}_{75}) + (0.41 \times \text{Bag 3 CREE}_{75}) + (0.11 \times \text{US06 City CREE})] + \\ &0.18 \times [(0.5 \times \text{Bag 2 CREE}_{20}) + (0.5 \times \text{Bag 3 CREE}_{20})] + \\ &0.133 \times 1.083 \times [\text{SC03 CREE} - ((0.61 \times \text{Bag 3 CREE}_{75}) + (0.39 \times \text{Bag 4 CREE}_{75}))] \end{aligned}$$

Environmental Protection Agency**§ 600.114-12**

(ii) *Highway CO₂ emissions and carbon-related exhaust emissions.*

$$\text{Highway CREE} = \frac{(\text{Start CREE} + \text{Running CREE})}{0.905}$$

Where:

$$\text{Start CREE} = 0.33 \times \left(\frac{(0.76 \times \text{Start CREE}_{75} + 0.24 \times \text{Start CREE}_{20})}{60} \right)$$

$$\text{Start CREE}_{75} = 3.6 \times (\text{Bag 1 CREE}_{75} - \text{Bag 3 CREE}_{75}) + 3.9 \times (\text{Bag 2 CREE}_{75} - \text{Bag 4 CREE}_{75})$$

$$\text{Start CREE}_{20} = 3.6 \times (\text{Bag 1 CREE}_{20} - \text{Bag 3 CREE}_{20})$$

$$\begin{aligned} \text{Running CREE} = & 1.007 \times [(0.79 \times \text{US06 Highway CREE}) + (0.21 \times \text{HFET CREE})] + \\ & 0.133 \times 0.377 \times [\text{SC03 CREE} - ((0.61 \times \text{Bag 3 CREE}_{75}) + (0.39 \times \text{Bag 4 CREE}_{75}))] \end{aligned}$$

(2) *Two-bag FTP equations.* If the 2-bag sampling method is used for the 75 °F FTP test, it must be used to determine both city and highway CO₂ emissions and carbon-related exhaust emissions. The following calculations must

be used to determine both city and highway CO₂ emissions and carbon-related exhaust emissions:

(i) *City CO₂ emissions and carbon-related exhaust emissions.*

$$\text{City CREE} = \frac{(\text{Start CREE} + \text{Running CREE})}{0.905}$$

Where:

$$\text{Start CREE} = 0.33 \times \left(\frac{(0.76 \times \text{Start CREE}_{75} + 0.24 \times \text{Start CREE}_{20})}{4.1} \right)$$

$$\text{Start CREE}_{75} = 7.5 \times (\text{Bag1/2 CREE}_{75} - \text{Bag3/4 CREE}_{75})$$

$$\text{Start CREE}_{20} = 3.6 \times (\text{Bag1 CREE}_{20} - \text{Bag3 CREE}_{20})$$

$$\begin{aligned} \text{Running CREE} = & 0.82 \times [(0.90 \times \text{Bag3/4 CREE}_{75}) + (0.10 \times \text{US06 City CREE})] + \\ & 0.18 \times [(0.5 \times \text{Bag2 CREE}_{20}) + (0.5 \times \text{Bag3 CREE}_{20})] + \\ & 0.133 \times 1.083 \times [\text{SC03 CREE} - (\text{Bag3/4 CREE}_{75})] \end{aligned}$$

(ii) *Highway CO₂ emissions and carbon-related exhaust emissions.*

$$\text{Highway CREE} = \frac{(\text{Start CREE} + \text{Running CREE})}{0.905}$$

Where:

$$\text{Start CREE} = 0.33 \times \left(\frac{(0.76 \times \text{Start CREE}_{75} + 0.24 \times \text{Start CREE}_{20})}{60} \right)$$

$$\text{Start CREE}_{75} = 7.5 \times (\text{Bag1/2 CREE}_{75} - \text{Bag3/4 CREE}_{75})$$

$$\text{Start CREE}_{20} = 3.6 \times (\text{Bag1 CREE}_{20} - \text{Bag3 CREE}_{20})$$

$$\begin{aligned} \text{Running CREE} = & 1.007 \times [(0.79 \times \text{US06 Highway CREE}) + (0.21 \times \text{HFET CREE})] + \\ & 0.133 \times 0.377 \times [\text{SC03 CREE} - \text{Bag3/4}_{75} \text{ CREE}] \end{aligned}$$

(3) For hybrid electric vehicles using the modified 5-cycle highway calculation in paragraph (e)(2) of this section, the equation in paragraph (e)(2)(ii)(A) of this section applies except that the equation for Start CREE₇₅ will be replaced with one of the following:

(i) The equation for Start CREE₇₅ for hybrids tested according to the 4-bag FTP is:

$$\text{Start CREE}_{75} = 3.6 \times (\text{Bag 1 CREE}_{75} - \text{Bag 3 CREE}_{75} + 3.9 \times (\text{Bag 2 CREE}_{75} - \text{Bag 4 CREE}_{75}))$$

(ii) The equation for Start CREE₇₅ for hybrids tested according to the 2-bag FTP is:

$$\text{Start CREE}_{75} = 7.5 \times (\text{Bag } \frac{1}{2} \text{ CREE}_{75} - \text{Bag } \frac{3}{4} \text{ CREE}_{75})$$

(4) To determine the City and Highway CO₂ emissions, use the appropriate CO₂ grams/mile values instead of CREE values in the equations in paragraphs (f)(1) through (3) of this section.

(5) Terms used in the equations in this paragraph (e) are defined as follows:

Bag Y CREE_x = the carbon-related exhaust emissions in grams per mile during bag Y of the FTP test conducted at an ambient temperature X of 75 °F or 20 °F. US06 City CREE = carbon-related exhaust emissions in grams per mile over the City portion of the US06 test.

SC03 CREE = carbon-related exhaust emissions in grams per mile over the SC03 test.

US06 Highway CREE = carbon-related exhaust emissions in grams per mile over the Highway portion of the US06 test.

HFET CREE = carbon-related exhaust emissions in grams per mile over the HFET test.

Bag X/Y CREE₇₅ = carbon-related exhaust emissions in grams per mile of fuel during combined phases X and Y of the FTP test conducted at an ambient temperature of 75 °F.

[76 FR 39538, July 6, 2011, as amended at 76 FR 57379, Sept. 15, 2011]

§ 600.115–11 Criteria for determining the fuel economy label calculation method.

This section provides the criteria to determine if the derived 5-cycle method for determining fuel economy label values, as specified in § 600.210–08(a)(2) or (b)(2) or § 600.210–12(a)(2) or (b)(2), as applicable, may be used to determine label values. Separate criteria apply to city and highway fuel economy for each test group. The provisions of this section are optional. If this option is not chosen, or if the criteria provided in this section are not met, fuel economy label values must be determined according to the vehicle-specific 5-cycle method specified in § 600.210–08(a)(1) or (b)(1) or § 600.210–12(a)(1) or (b)(1), as applicable. However, dedicated alternative-fuel vehicles, dual fuel vehicles when operating on the alternative fuel, plug-in hybrid electric vehicles while operating in charge-depleting mode, MDPVs, and vehicles imported by Independent Commercial Importers may use the derived 5-cycle method for determining fuel economy label values whether or not the criteria provided in this section are met. Manufacturers may alternatively account for this effect by multiplying 2-cycle fuel economy values by 0.7 and dividing 2-cycle CO₂ emission values by 0.7.

(a) *City fuel economy criterion.* (1) For each test group certified for emission compliance under § 86.1848 of this chapter, the FTP, HFET, US06, SC03 and Cold FTP tests determined to be official under § 86.1835 of this chapter are used to calculate the vehicle-specific 5-cycle city fuel economy which is then compared to the derived 5-cycle city fuel economy, as follows:

(i) The vehicle-specific 5-cycle city fuel economy from the official FTP, HFET, US06, SC03 and Cold FTP tests for the test group is determined according to the provisions of § 600.114–08(a) or (c) or § 600.114–12(a) or (c) and rounded to the nearest one tenth of a mile per gallon.

(ii) Using the same FTP data as used in paragraph (a)(1)(i) of this section, the corresponding derived 5-cycle city fuel economy is calculated according to the following equation:

$$\text{Derived 5-cycle city fuel economy} = \frac{1}{\left\{ \text{City Intercept} \right\} + \frac{\left\{ \text{City Slope} \right\}}{\text{FTP FE}}}$$

Where:

City Intercept = Intercept determined by the Administrator. See § 600.210-08(a)(2)(iii) or § 600.210-12(a)(2)(iii).

City Slope = Slope determined by the Administrator. See § 600.210-08(a)(2)(iii) or § 600.210-12(a)(2)(ii).

FTP FE = the FTP-based city fuel economy from the official test used for certification compliance, determined under § 600.113-08(a), rounded to the nearest tenth.

(2) The derived 5-cycle fuel economy value determined in paragraph (a)(1)(ii) of this section is multiplied by 0.96 and rounded to the nearest one tenth of a mile per gallon.

(3) If the vehicle-specific 5-cycle city fuel economy determined in paragraph (a)(1)(i) of this section is greater than or equal to the value determined in paragraph (a)(2) of this section, then the manufacturer may base the city fuel economy estimates for the model types covered by the test group on the derived 5-cycle method specified in § 600.210-08(a)(2) or (b)(2) or § 600.210-12(a)(2) or (b)(2), as applicable.

(b) *Highway fuel economy criterion.* The determination for highway fuel economy depends upon the outcome of the determination for city fuel economy in paragraph (a)(3) of this section for each test group.

(1) If the city determination for a test group made in paragraph (a)(3) of this section does not allow the use of the derived 5-cycle method, then the highway fuel economy values for all

model types represented by the test group are likewise not allowed to be determined using the derived 5-cycle method, and must be determined according to the vehicle-specific 5-cycle method specified in § 600.210-08(a)(1) or (b)(1) or § 600.210-12(a)(1) or (b)(1), as applicable.

(2) If the city determination made in paragraph (a)(3) of this section allows the use of the derived 5-cycle method, a separate determination is made for the highway fuel economy labeling method as follows:

(i) For each test group certified for emission compliance under § 86.1848 of this chapter, the FTP, HFET, US06, SC03 and Cold FTP tests determined to be official under § 86.1835 of this chapter are used to calculate the vehicle-specific 5-cycle highway fuel economy, which is then compared to the derived 5-cycle highway fuel economy, as follows:

(A) The vehicle-specific 5-cycle highway fuel economy from the official FTP, HFET, US06, SC03 and Cold FTP tests for the test group is determined according to the provisions of § 600.114-08(b)(1) or § 600.114-12(b)(1) and rounded to the nearest one tenth of a mile per gallon.

(B) Using the same HFET data as used in paragraph (b)(2)(i)(A) of this section, the corresponding derived 5-cycle highway fuel economy is calculated using the following equation:

$$\text{Derived 5-cycle highway fuel economy} = \frac{1}{\left\{ \text{Highway Intercept} \right\} + \frac{\left\{ \text{Highway Slope} \right\}}{\text{HFET FE}}}$$

Where:

Highway Intercept = Intercept determined by the Administrator. See § 600.210-08(a)(2)(iii) or § 600.210-12(a)(2)(iii).

Highway Slope = Slope determined by the Administrator. See § 600.210-08(a)(2)(iii) or § 600.210-12(a)(2)(iii).

Environmental Protection Agency

§ 600.116–12

HFET FE = the HFET-based highway fuel economy determined under § 600.113–08(b), rounded to the nearest tenth.

(ii) The derived 5-cycle highway fuel economy calculated in paragraph (b)(2)(i)(B) of this section is multiplied by 0.95 and rounded to the nearest one tenth of a mile per gallon.

(iii) (A) If the vehicle-specific 5-cycle highway fuel economy of the vehicle tested in paragraph (b)(2)(i)(A) of this section is greater than or equal to the value determined in paragraph (b)(2)(ii) of this section, then the manufacturer may base the highway fuel economy estimates for the model types covered by the test group on the derived 5-cycle method specified in § 600.210–08(a)(2) or (b)(2) or § 600.210–12(a)(2) or (b)(2), as applicable.

(B) If the vehicle-specific 5-cycle highway fuel economy determined in paragraph (b)(2)(i)(A) of this section is less than the value determined in paragraph (b)(2)(ii) of this section, the manufacturer may determine the highway fuel economy for the model types covered by the test group on the modified 5-cycle equation specified in § 600.114–08(b)(2) or § 600.114–12(b)(2).

(c) The manufacturer will apply the criteria in paragraph (a) and (b) of this section to every test group for each model year.

(d) The tests used to make the evaluations in paragraphs (a) and (b) of this section will be the procedures for official test determinations under § 86.1835. Adjustments and/or substitutions to the official test data may be made with advance approval of the Administrator.

[76 FR 39547, July 6, 2011, as amended at 76 FR 57380, Sept. 15, 2011]

§ 600.116–12 Special procedures related to electric vehicles and hybrid electric vehicles.

(a) Determine fuel economy values for electric vehicles as specified in §§ 600.210 and 600.311 using the procedures of SAE J1634 (incorporated by reference in § 600.011), with the following clarifications and modifications:

(1) Use one of the following approaches to define end-of-test criteria for vehicles whose maximum speed is less than the maximum speed specified in the driving schedule, where the vehi-

cle's maximum speed is determined, to the nearest 0.1 mph, from observing the highest speed over the first duty cycle (FTP, HFET, etc.):

(i) If the vehicle can follow the driving schedule within the speed tolerances specified in § 86.115 of this chapter up to its maximum speed, the end-of-test criterion is based on the point at which the vehicle can no longer meet the specified speed tolerances up to and including its maximum speed.

(ii) If the vehicle cannot follow the driving schedule within the speed tolerances specified in § 86.115 of this chapter up to its maximum speed, the end-of-test criterion is based on the following procedure:

(A) Measure and record the vehicle's speed (to the nearest 0.1 mph) while making a best effort to follow the specified driving schedule.

(B) This recorded sequence of driving speeds becomes the driving schedule for the test vehicle. Apply the end-of-test criterion based on the point at which the vehicle can no longer meet the specified speed tolerances over this new driving schedule. The driving to establish the new driving schedule may be done separately, or as part of the measurement procedure.

(2) Soak time between repeat duty cycles (four-bag FTP, HFET, etc.) may be up to 30 minutes. No recharging may occur during the soak time.

(3) Recharging the vehicle's battery must start within three hours after the end of testing.

(4) Do not apply the C coefficient adjustment specified in Section 4.4.2.

(5) We may approve alternate measurement procedures with respect to electric vehicles if they are necessary or appropriate for meeting the objectives of this part. For example, we may approve the use of an earlier version of SAE J1634 for carryover vehicles, or if you show that it is equivalent for your vehicle.

(6) All label values related to fuel economy, energy consumption, and range must be based on 5-cycle testing or on values adjusted to be equivalent to 5-cycle results.

(b) Determine performance values for hybrid electric vehicles that have no plug-in capability as specified in

§ 600.116–12

§§ 600.210 and 600.311 using the procedures for charge-sustaining operation from SAE J1711 (incorporated by reference in § 600.011). We may approve alternate measurement procedures with respect to these vehicles if that is necessary or appropriate for meeting the objectives of this part. For example, we may approve alternate Net Energy Change tolerances for charge-sustaining operation as described in paragraph (c)(5) of this section.

(c) Determine performance values for hybrid electric vehicles that have plug-in capability as specified in §§ 600.210 and 600.311 using the procedures of SAE J1711 (incorporated by reference in § 600.011), with the following clarifications and modifications:

(1) To determine CREE values to demonstrate compliance with GHG standards, calculate composite values representing combined operation during charge-depleting and charge-sustaining operation using the following utility factors except as specified in this paragraph (c):

TABLE 1 OF § 600.116–12—FLEET UTILITY FACTORS FOR URBAN “CITY” DRIVING

Schedule range for UDDS phases, miles	Cumulative UF	Sequential UF
3.59	0.125	0.125
7.45	0.243	0.117
11.04	0.338	0.095
14.90	0.426	0.088
18.49	0.497	0.071
22.35	0.563	0.066
25.94	0.616	0.053
29.80	0.666	0.049
33.39	0.705	0.040
37.25	0.742	0.037

40 CFR Ch. I (7–1–21 Edition)

TABLE 1 OF § 600.116–12—FLEET UTILITY FACTORS FOR URBAN “CITY” DRIVING—Continued

Schedule range for UDDS phases, miles	Cumulative UF	Sequential UF
40.84	0.772	0.030
44.70	0.800	0.028
48.29	0.822	0.022
52.15	0.843	0.021
55.74	0.859	0.017
59.60	0.875	0.016
63.19	0.888	0.013
67.05	0.900	0.012
70.64	0.909	0.010

TABLE 2 OF § 600.116–12—FLEET UTILITY FACTORS FOR HIGHWAY DRIVING

Schedule range for HFET, miles	Cumulative UF	Sequential UF
10.3	0.123	0.123
20.6	0.240	0.117
30.9	0.345	0.105
41.2	0.437	0.092
51.5	0.516	0.079
61.8	0.583	0.067
72.1	0.639	0.056

(2) Determine fuel economy values to demonstrate compliance with CAFE standards as follows:

(i) For vehicles that are not dual fueled automobiles, determine fuel economy using the utility factors described in paragraph (c)(1) of this section. Do not use the petroleum-equivalence factors described in 10 CFR 474.3.

(ii) Except as described in paragraph (c)(2)(iii) of this section, determine fuel economy for dual fueled automobiles from the following equation, separately for city and highway driving:

$$MPGe_{\text{CAFE}} = \frac{1}{\left(\frac{0.5}{MPG_{\text{gas}}} + \frac{0.5}{MPG_{\text{elec}}} \right)}$$

Where:

MPG_{gas} = The miles per gallon measured while operating on gasoline during charge-sustaining operation as determined using the procedures of SAE J1711.
 $MPGe_{\text{elec}}$ = The miles per gallon equivalent measured while operating on electricity. Calculate this value by dividing the

equivalent all-electric range determined from the equation in § 86.1866–12(b)(2)(ii) by the corresponding measured Watt-hours of energy consumed; apply the appropriate petroleum-equivalence factor from 10 CFR 474.3 to convert Watt-hours

Environmental Protection Agency

§ 600.116–12

to gallons equivalent. Note that if vehicles use no gasoline during charge-depleting operation, $MPGe_{elec}$ is the same as the charge-depleting fuel economy specified in SAE J1711.

(iii) For 2016 and later model year dual fueled automobiles, you may determine fuel economy based on the following equation, separately for city and highway driving:

$$MPGe_{CAFE} = \frac{1}{\left(\frac{UF}{MPG_{elec}} + \frac{(1-UF)}{MPGe_{gas}} \right)}$$

Where:

UF = The appropriate utility factor for city or highway driving as described in paragraph (c)(1) of this section.

(3) To determine fuel economy and CO_2 emission values for labeling purposes,

calculate composite values representing combined operation during charge-depleting and charge-sustaining operation using the following utility factors except as specified in this paragraph (c):

TABLE 3 OF § 600.116–12—MULTI-DAY INDIVIDUAL UTILITY FACTORS FOR URBAN “CITY” DRIVING

Schedule range for UDDS phases, miles	Equivalent 5-cycle distance, miles	Cumulative UF	Sequential UF
3.59	2.51	0.08	0.08
7.45	5.22	0.15	0.08
11.04	7.73	0.22	0.06
14.90	10.43	0.28	0.06
18.49	12.94	0.33	0.05
22.35	15.65	0.38	0.05
25.94	18.16	0.43	0.04
29.80	20.86	0.47	0.04
33.39	23.37	0.50	0.04
37.25	26.08	0.54	0.04
40.84	28.59	0.57	0.03
44.70	31.29	0.60	0.03
48.29	33.80	0.62	0.02
52.15	36.51	0.65	0.02
55.74	39.02	0.67	0.02
59.60	41.72	0.69	0.02
63.19	44.23	0.71	0.02
67.05	46.94	0.72	0.02
70.64	49.45	0.74	0.01
74.50	52.15	0.75	0.01
78.09	54.66	0.78	0.03
81.95	57.37	0.79	0.01
85.54	59.88	0.80	0.01
89.40	62.58	0.81	0.01
92.99	65.09	0.82	0.01

TABLE 4 OF § 600.116–12—MULTI-DAY INDIVIDUAL UTILITY FACTORS FOR HIGHWAY DRIVING

Schedule range for HFET phases, miles	Equivalent 5-cycle distance, miles	Cumulative UF	Sequential UF
10.30	7.21	0.21	0.21
20.60	14.42	0.36	0.16
30.90	21.63	0.48	0.12
41.20	28.84	0.57	0.09
51.50	36.05	0.64	0.07
61.80	43.26	0.70	0.06
72.10	50.47	0.75	0.04
82.40	57.68	0.78	0.04

TABLE 4 OF § 600.116–12—MULTI-DAY INDIVIDUAL UTILITY FACTORS FOR HIGHWAY DRIVING—
Continued

Schedule range for HFET phases, miles	Equivalent 5-cycle distance, miles	Cumulative UF	Sequential UF
92.70	64.89	0.81	0.03
103.00	72.10	0.83	0.02
113.30	79.31	0.85	0.02

(4) You may calculate performance values under paragraphs (c)(1) through (3) of this section by combining phases during FTP testing. For example, you may treat the first 7.45 miles as a single phase by adding the individual utility factors for that portion of driving and assigning emission levels to the combined phase. Do this consistently throughout a test run.

(5) Instead of the utility factors specified in paragraphs (c)(1) through (3) of this section, calculate utility factors using the following equation for vehicles whose maximum speed is less than the maximum speed specified in the driving schedule, where the vehicle's maximum speed is determined, to the nearest 0.1 mph, from observing the highest speed over the first duty cycle (FTP, HFET, etc.):

$$UF_i = 1 - \left[\exp \left(- \sum_{j=1}^k \left(\left(\frac{d_i}{ND} \right)^j \times C_j \right) \right) \right] - \sum_{i=1}^n UF_{i-1}$$

Where:

UF_i = the utility factor for phase i . Let $UF_0 = 0$.

j = a counter to identify the appropriate term in the summation (with terms numbered consecutively).

k = the number of terms in the equation (see Table 3 of this section).

d_i = the distance driven in phase i .

ND = the normalized distance. Use 399 for both FTP and HFET operation.

C_j = the coefficient for term j from the following table:

TABLE 5 OF § 600.116–12—CITY/HIGHWAY
SPECIFIC UTILITY FACTOR COEFFICIENTS

Coefficient	Fleet values for CAFE and GHG values		Multi-day individual value for labeling
	City	Highway	
1	14.86	4.8	13.1
2	2.965	13	–18.7
3	–84.05	–65	5.22
4	153.7	120	8.15
5	–43.59	–100.00	3.53
6	–96.94	31.00	–1.34
7	14.47	–4.01
8	91.70	–3.90
9	–46.36	–1.15
10	3.88

n = the number of test phases (or bag measurements) before the vehicle reaches the end-of-test criterion.

(6) The End-of-Test criterion is based on a 1 percent Net Energy Change as specified in Section 3.8 of SAE J1711. We may approve alternate Net Energy Change tolerances as specified in Section 3.9.1 of SAE J1711 for charge-depleting tests or Appendix C of SAE J1711 for charge-sustaining tests if the 1 percent threshold is insufficient or inappropriate. For charge-sustaining tests, we may approve the use of alternate Net Energy Change tolerances as specified in Appendix C of SAE J1711 to correct final fuel economy values, CO₂ emissions, and carbon-related exhaust emissions. For charge-sustaining tests, do not use alternate Net Energy Change tolerances to correct emissions of criteria pollutants. Additionally, if we approve an alternate End-of-Test criterion or Net Energy Change tolerances for a specific vehicle, we may use the alternate criterion or tolerances for any testing we conduct on that vehicle.

Environmental Protection Agency

§ 600.116-12

(7) Use the vehicle's Actual Charge-Depleting Range, R_{cda} , as specified in Section 6.1.3 for evaluating the end-of-test criterion.

(8) Measure and record AC watt-hours throughout the recharging procedure. Position the measurement appropriately to account for any losses in the charging system.

(9) We may approve alternate measurement procedures with respect to plug-in hybrid electric vehicles if they are necessary or appropriate for meeting the objectives of this part.

(10) The utility factors described in this paragraph (c) are derived from equations in SAE J2841. You may alternatively calculate utility factors directly from the corresponding equations in SAE J2841.

(d) *Determining the proportion of recovered energy for hybrid electric vehicles.* Testing of hybrid electric vehicles under this part may include a determination of the proportion of energy recovered over the FTP relative to the

total available braking energy required over the FTP. This determination is required for pickup trucks accruing credits for implementation of hybrid technology under § 86.1870-12, and requires the measurement of electrical current (in amps) flowing into the hybrid system battery for the duration of the test. Hybrid electric vehicles are tested for fuel economy and GHG emissions using the 4-bag FTP as required by § 600.114(c). Alternative measurement and calculation methods may be used with prior EPA approval.

(1) Calculate the theoretical maximum amount of energy that could be recovered by a hybrid electric vehicle over the FTP test cycle, where the test cycle time and velocity points are expressed at 10 Hz, and the velocity (miles/hour) is expressed to the nearest 0.01 miles/hour, as follows:

(i) For each time point in the 10 Hz test cycle (*i.e.*, at each 0.1 seconds):

(A) Determine the road load power in kilowatts using the following equation:

$$P_{roadload} = - \left(\frac{V_{mph} \times 0.44704 \times 4.448 \times (A + (B \times V_{mph}) + (C \times V_{mph}^2))}{1000} \right)$$

Where:

$P_{roadload}$ is the road load power in kilowatts, where road load is negative because it always represents a deceleration (*i.e.*, resistive) force on the vehicle;

A, B, and C are the vehicle-specific dynamometer road load coefficients in lb-force, lb-force/mph, and lb-force/mph², respectively;

V_{mph} = velocity in miles/hour, expressed to the nearest 0.01 miles/hour;

0.44704 converts speed from miles/hour to meters/second;

4.448 converts pound force to Newtons; and

1,000 converts power from Watts to kilowatts.

(B) Determine the applied deceleration power at each sampling point in time, t , in kilowatts, using the following equation. Positive values indicate acceleration and negative values indicate deceleration.

$$P_{accel} = \frac{ETW \times (V_t \times 0.44704) \times \left(0.44704 \times \frac{(V_t - V_{t-1})}{0.1} \right)}{2.205 \times 1000}$$

Where:

ETW = the vehicle Equivalent Test Weight (lbs);

V_t = velocity in miles/hour, rounded to the nearest 0.01 miles/hour, at each sampling point;

V_{t-1} = the velocity in miles/hour at the previous time point in the 10 Hz speed vs. time table, rounded to the nearest 0.01 miles/hour;

0.1 represents the time in seconds between each successive velocity data point;

§ 600.116-12

40 CFR Ch. I (7-1-21 Edition)

0.44704 converts speed from miles/hour to meters/second;
2.205 converts weight from pounds to kilograms; and
1,000 converts power from Watts to kilowatts.

(C) Determine braking power in kilowatts using the following equation. Note that during braking events, P_{brake} , P_{accel} , and P_{roadload} will all be negative (*i.e.*, resistive) forces on the vehicle.

$$P_{\text{brake}} = P_{\text{accel}} - P_{\text{roadload}}$$

Where:

P_{accel} = the value determined in paragraph (d)(1)(i)(B) of this section;

P_{roadload} = the value determined in paragraph (d)(1)(i)(A) of this section; and

$P_{\text{brake}} = 0$ if P_{accel} is greater than or equal to P_{roadload} .

(ii) The total maximum braking energy (E_{brake}) that could theoretically be recovered is equal to the absolute value of the sum of all the values of P_{brake} determined in paragraph (d)(1)(i)(C) of this section, divided by 36000 (to convert 10 Hz data to hours) and rounded to the nearest 0.01 kilowatt-hours.

vert 10 Hz data to hours) and rounded to the nearest 0.01 kilowatt-hours.

(ii) The total maximum braking energy (E_{brake}) that could theoretically be recovered is equal to the absolute value of the sum of all the values of P_{brake} determined in paragraph (c)(1)(i)(C) of this section, divided by 36000 (to convert 10 Hz data to hours) and rounded to the nearest 0.01 kilowatt hours.

(2) Calculate the actual amount of energy recovered (E_{rec}) by a hybrid electric vehicle when tested on the FTP according to the provisions of this part, as follows:

(i) Measure the electrical current in Amps to and from the hybrid electric vehicle battery during the FTP. Measurements should be made directly upstream of the battery at a 10 Hz sampling rate.

(ii) At each sampling point where current is flowing into the battery, calculate the energy flowing into the battery, in Watt-hours, as follows:

$$E_t = \frac{I_t \cdot V_{\text{nominal}}}{36,000}$$

Where:

E_t = the energy flowing into the battery, in Watt-hours, at time t in the test;

I_t = the electrical current, in Amps, at time t in the test; and

V_{nominal} = the nominal voltage of the hybrid battery system determined according to paragraph (d)(4) of this section.

(iii) The total energy recovered (E_{rec}) is the absolute value of the sum of all

values of E_t that represent current flowing into the battery, divided by 1000 (to convert Watt-hours to kilowatt-hours).

(3) The percent of braking energy recovered by a hybrid system relative to the total available energy is determined by the following equation, rounded to the nearest one percent:

$$\text{Energy Recovered \%} = \frac{E_{\text{rec}}}{E_{\text{brake}}} \cdot 100$$

Where:

E_{rec} = The actual total energy recovered, in kilowatt-hours, as determined in paragraph (d)(2) of this section; and

E_{brake} = The theoretical maximum amount of energy, in kilowatt-hours, that could be recovered by a hybrid electric vehicle

over the FTP test cycle, as determined in paragraph (d)(1) of this section.

(4)(i) Determination nominal voltage (V_{nominal}) using the following equation:

$$V_{nominal} = \frac{V_S + V_F}{2}$$

Where:

V_S is the battery voltage measured at the start of the FTP test, where the measurement is made after the key-on event but not later than 10 seconds after the key-on event; and

V_F is the battery voltage measured at the conclusion of the FTP test, where the measurement is made before the key-off event but not earlier than 10 seconds prior to the key-off event.

(ii) If the absolute value of the measured current to and from the battery during the measurement of either V_S or V_F exceeds three percent of the maximum absolute value of the current measured over the FTP, then that V_S or V_F value is not valid. If no valid voltage measurement can be made using this method, the manufacturer must develop an alternative method of determining nominal voltage. The alternative must be developed using good engineering judgment and is subject to EPA approval.

[76 FR 39548, July 6, 2011, as amended at 76 FR 57380, Sept. 15, 2011; 77 FR 63182, Oct. 15, 2012; 79 FR 23747, Apr. 28, 2014; 80 FR 9111, Feb. 19, 2015; 81 FR 74001, Oct. 25, 2016]

§ 600.117 Interim provisions.

The following provisions apply instead of other provisions specified in this part through model year 2019:

(a) Except as specified in paragraph (e) of this section, manufacturers must demonstrate compliance with greenhouse gas emission standards and determine fuel economy values using E0 gasoline test fuel as specified in 40 CFR 86.113-04(a)(1), regardless of any testing with Tier 3 test fuel under paragraph (b) of this section.

(b) Manufacturers may demonstrate that vehicles comply with Tier 3 emission standards as specified in 40 CFR part 86, subpart S, during fuel economy measurements using the E0 gasoline test fuel specified in 40 CFR 86.113-04(a)(1), as long as this test fuel is used

in fuel economy testing for all applicable duty cycles specified in 40 CFR part 86, subpart S. If a vehicle fails to meet a Tier 3 emission standard using the E0 gasoline test fuel specified in 40 CFR 86.113-04(a)(1), the manufacturer must retest the vehicle using the Tier 3 test fuel specified in 40 CFR 1065.710(b) (or the equivalent LEV III test fuel for California) to demonstrate compliance with all applicable emission standards over that test cycle.

(c) If a manufacturer demonstrates compliance with emission standards for criteria pollutants over all five test cycles using the Tier 3 test fuel specified in 40 CFR 1065.710(b) (or the equivalent LEV III test fuel for California), the manufacturer may use test data with the same test fuel to determine whether a test group meets the criteria described in § 600.115 for derived 5-cycle testing for fuel economy labeling. Such vehicles may be tested over the FTP and HFET cycles with the E0 gasoline test fuel specified in 40 CFR 86.113-04(a)(1) under this paragraph (c); the vehicles must meet the Tier 3 emission standards over those test cycles as described in paragraph (b) of this section.

(d) Manufacturers may perform testing with the appropriate gasoline test fuels specified in 40 CFR 86.113-04(a)(1), 40 CFR 86.213(a)(2), and in 40 CFR 1065.710(b) to evaluate whether their vehicles meet the criteria for derived 5-cycle testing under 40 CFR 600.115. All five tests must use test fuel with the same nominal ethanol concentration.

(e) For IUVP testing under § 86.1845, manufacturers may demonstrate compliance with greenhouse gas emission standards using a test fuel meeting specifications for demonstrating compliance with emission standards for criteria pollutants.

[79 FR 23747, Apr. 28, 2014, as amended at 80 FR 9111, Feb. 19, 2015]

Subpart C—Procedures for Calculating Fuel Economy and Carbon-Related Exhaust Emission Values

§ 600.206-12 Calculation and use of FTP-based and HFET-based fuel economy, CO₂ emissions, and carbon-related exhaust emission values for vehicle configurations.

(a) Fuel economy, CO₂ emissions, and carbon-related exhaust emissions values determined for each vehicle under § 600.113-08(a) and (b) and as approved in § 600.008 (c), are used to determine FTP-based city, HFET-based highway, and combined FTP/Highway-based fuel economy, CO₂ emissions, and carbon-related exhaust emission values for each vehicle configuration for which data are available. Note that fuel economy for some alternative fuel vehicles may mean miles per gasoline gallon equivalent and/or miles per unit of fuel consumed. For example, electric vehicles will determine miles per kilowatt-hour in addition to miles per gasoline gallon equivalent, and fuel cell vehicles will determine miles per kilogram of hydrogen.

(1) If only one set of FTP-based city and HFET-based highway fuel economy values is accepted for a vehicle configuration, these values, rounded to the nearest tenth of a mile per gallon, comprise the city and highway fuel economy values for that configuration. If only one set of FTP-based city and HFET-based highway CO₂ emissions and carbon-related exhaust emission values is accepted for a vehicle configuration, these values, rounded to the nearest gram per mile, comprise the city and highway CO₂ emissions and carbon-related exhaust emission values for that configuration.

(2) If more than one set of FTP-based city and HFET-based highway fuel economy and/or carbon-related exhaust emission values are accepted for a vehicle configuration:

(i) All data shall be grouped according to the subconfiguration for which the data were generated using sales projections supplied in accordance with § 600.208-12(a)(3).

(ii) Within each group of data, all fuel economy values are harmonically averaged and rounded to the nearest

0.0001 of a mile per gallon and all CO₂ emissions and carbon-related exhaust emission values are arithmetically averaged and rounded to the nearest tenth of a gram per mile in order to determine FTP-based city and HFET-based highway fuel economy, CO₂ emissions, and carbon-related exhaust emission values for each subconfiguration at which the vehicle configuration was tested.

(iii) All FTP-based city fuel economy, CO₂ emissions, and carbon-related exhaust emission values and all HFET-based highway fuel economy and carbon-related exhaust emission values calculated in paragraph (a)(2)(ii) of this section are (separately for city and highway) averaged in proportion to the sales fraction (rounded to the nearest 0.0001) within the vehicle configuration (as provided to the Administrator by the manufacturer) of vehicles of each tested subconfiguration. Fuel economy values shall be harmonically averaged, and CO₂ emissions and carbon-related exhaust emission values shall be arithmetically averaged. The resultant fuel economy values, rounded to the nearest 0.0001 mile per gallon, are the FTP-based city and HFET-based highway fuel economy values for the vehicle configuration. The resultant CO₂ emissions and carbon-related exhaust emission values, rounded to the nearest tenth of a gram per mile, are the FTP-based city and HFET-based highway CO₂ emissions and carbon-related exhaust emission values for the vehicle configuration.

(3)(i) For the purpose of determining average fuel economy under § 600.510, the combined fuel economy value for a vehicle configuration is calculated by harmonically averaging the FTP-based city and HFET-based highway fuel economy values, as determined in paragraph (a)(1) or (2) of this section, weighted 0.55 and 0.45 respectively, and rounded to the nearest 0.0001 mile per gallon. A sample of this calculation appears in Appendix II of this part.

(ii) For the purpose of determining average carbon-related exhaust emissions under § 600.510, the combined carbon-related exhaust emission value for a vehicle configuration is calculated by arithmetically averaging the FTP-based city and HFET-based highway

carbon-related exhaust emission values, as determined in paragraph (a)(1) or (2) of this section, weighted 0.55 and 0.45 respectively, and rounded to the nearest tenth of gram per mile.

(4) For alcohol dual fuel automobiles and natural gas dual fuel automobiles the procedures of paragraphs (a)(1) or (2) of this section, as applicable, shall be used to calculate two separate sets of FTP-based city, HFET-based highway, and combined values for fuel economy, CO₂ emissions, and carbon-related exhaust emissions for each configuration.

(i) Calculate the city, highway, and combined fuel economy, CO₂ emissions, and carbon-related exhaust emission values from the tests performed using gasoline or diesel test fuel.

(ii) Calculate the city, highway, and combined fuel economy, CO₂ emissions, and carbon-related exhaust emission values from the tests performed using alcohol or natural gas test fuel.

(b) If only one equivalent petroleum-based fuel economy value exists for an electric vehicle configuration, that value, rounded to the nearest tenth of a mile per gallon, will comprise the petroleum-based fuel economy for that configuration.

(c) If more than one equivalent petroleum-based fuel economy value exists for an electric vehicle configuration, all values for that vehicle configuration are harmonically averaged and rounded to the nearest 0.0001 mile per gallon for that configuration.

[76 FR 39551, July 6, 2011]

§ 600.207-12 Calculation and use of vehicle-specific 5-cycle-based fuel economy and CO₂ emission values for vehicle configurations.

(a) Fuel economy and CO₂ emission values determined for each vehicle under § 600.114 and as approved in § 600.008(c), are used to determine vehicle-specific 5-cycle city and highway fuel economy and CO₂ emission values for each vehicle configuration for which data are available.

(1) If only one set of 5-cycle city and highway fuel economy and CO₂ emission values is accepted for a vehicle configuration, these values, where fuel economy is rounded to the nearest 0.0001 of a mile per gallon and the CO₂

emission value in grams per mile is rounded to the nearest tenth of a gram per mile, comprise the city and highway fuel economy and CO₂ emission values for that configuration.

(2) If more than one set of 5-cycle city and highway fuel economy and CO₂ emission values are accepted for a vehicle configuration:

(i) All data shall be grouped according to the subconfiguration for which the data were generated using sales projections supplied in accordance with § 600.209-12(a)(3).

(ii) Within each subconfiguration of data, all fuel economy values are harmonically averaged and rounded to the nearest 0.0001 of a mile per gallon in order to determine 5-cycle city and highway fuel economy values for each subconfiguration at which the vehicle configuration was tested, and all CO₂ emissions values are arithmetically averaged and rounded to the nearest tenth of gram per mile to determine 5-cycle city and highway CO₂ emission values for each subconfiguration at which the vehicle configuration was tested.

(iii) All 5-cycle city fuel economy values and all 5-cycle highway fuel economy values calculated in paragraph (a)(2)(ii) of this section are (separately for city and highway) averaged in proportion to the sales fraction (rounded to the nearest 0.0001) within the vehicle configuration (as provided to the Administrator by the manufacturer) of vehicles of each tested subconfiguration. The resultant values, rounded to the nearest 0.0001 mile per gallon, are the 5-cycle city and 5-cycle highway fuel economy values for the vehicle configuration.

(iv) All 5-cycle city CO₂ emission values and all 5-cycle highway CO₂ emission values calculated in paragraph (a)(2)(ii) of this section are (separately for city and highway) averaged in proportion to the sales fraction (rounded to the nearest 0.0001) within the vehicle configuration (as provided to the Administrator by the manufacturer) of vehicles of each tested subconfiguration. The resultant values, rounded to the nearest 0.1 grams per mile, are the 5-cycle city and 5-cycle highway CO₂ emission values for the vehicle configuration.

(3) [Reserved]

(4) For alcohol dual fuel automobiles and natural gas dual fuel automobiles the procedures of paragraphs (a)(1) and (2) of this section shall be used to calculate two separate sets of 5-cycle city and highway fuel economy and CO₂ emission values for each configuration.

(i) Calculate the 5-cycle city and highway fuel economy and CO₂ emission values from the tests performed using gasoline or diesel test fuel.

(ii) Calculate the 5-cycle city and highway fuel economy and CO₂ emission values from the tests performed using alcohol or natural gas test fuel, if 5-cycle testing has been performed. Otherwise, the procedure in § 600.210-12(a)(3) or (b)(3) applies.

(b) If only one equivalent petroleum-based fuel economy value exists for an electric configuration, that value, rounded to the nearest tenth of a mile per gallon, will comprise the petroleum-based 5-cycle fuel economy for that configuration.

(c) If more than one equivalent petroleum-based 5-cycle fuel economy value exists for an electric vehicle configuration, all values for that vehicle configuration are harmonically averaged and rounded to the nearest 0.0001 mile per gallon for that configuration.

[76 FR 39551, July 6, 2011]

§ 600.208-12 Calculation of FTP-based and HFET-based fuel economy, CO₂ emissions, and carbon-related exhaust emissions for a model type.

(a) Fuel economy, CO₂ emissions, and carbon-related exhaust emissions for a base level are calculated from vehicle configuration fuel economy, CO₂ emissions, and carbon-related exhaust emissions as determined in § 600.206-12(a), (b), or (c) as applicable, for low-altitude tests.

(1) If the Administrator determines that automobiles intended for sale in the State of California and in section 177 states are likely to exhibit significant differences in fuel economy, CO₂ emissions, and carbon-related exhaust emissions from those intended for sale in other states, she will calculate fuel economy, CO₂ emissions, and carbon-related exhaust emissions for each base level for vehicles intended for sale in California and in section 177 states and

for each base level for vehicles intended for sale in the rest of the states.

(2) In order to highlight the fuel efficiency, CO₂ emissions, and carbon-related exhaust emissions of certain designs otherwise included within a model type, a manufacturer may wish to subdivide a model type into one or more additional model types. This is accomplished by separating subconfigurations from an existing base level and placing them into a new base level. The new base level is identical to the existing base level except that it shall be considered, for the purposes of this paragraph, as containing a new basic engine. The manufacturer will be permitted to designate such new basic engines and base level(s) if:

(i) Each additional model type resulting from division of another model type has a unique car line name and that name appears on the label and on the vehicle bearing that label;

(ii) The subconfigurations included in the new base levels are not included in any other base level which differs only by basic engine (*i.e.*, they are not included in the calculation of the original base level fuel economy values); and

(iii) All subconfigurations within the new base level are represented by test data in accordance with § 600.010(c)(1)(iii).

(3) The manufacturer shall supply total model year sales projections for each car line/vehicle subconfiguration combination.

(i) Sales projections must be supplied separately for each car line-vehicle subconfiguration intended for sale in California and each car line/vehicle subconfiguration intended for sale in the rest of the states if required by the Administrator under paragraph (a)(1) of this section.

(ii) Manufacturers shall update sales projections at the time any model type value is calculated for a label value.

(iii) The provisions of paragraph (a)(3) of this section may be satisfied by providing an amended application for certification, as described in § 86.1844 of this chapter.

(4) Vehicle configuration fuel economy, CO₂ emissions, and carbon-related exhaust emissions, as determined in

§ 600.206-12(a), (b) or (c), as applicable, are grouped according to base level.

(i) If only one vehicle configuration within a base level has been tested, the fuel economy, CO₂ emissions, and carbon-related exhaust emissions from that vehicle configuration will constitute the fuel economy, CO₂ emissions, and carbon-related exhaust emissions for that base level.

(ii) If more than one vehicle configuration within a base level has been tested, the vehicle configuration fuel economy values are harmonically averaged in proportion to the respective sales fraction (rounded to the nearest 0.0001) of each vehicle configuration and the resultant fuel economy value rounded to the nearest 0.0001 mile per gallon; and the vehicle configuration CO₂ emissions and carbon-related exhaust emissions are arithmetically averaged in proportion to the respective sales fraction (rounded to the nearest 0.0001) of each vehicle configuration and the resultant carbon-related exhaust emission value rounded to the nearest tenth of a gram per mile.

(5) The procedure specified in paragraph (a)(1) through (4) of this section will be repeated for each base level, thus establishing city, highway, and combined fuel economy, CO₂ emissions, and carbon-related exhaust emissions for each base level.

(6) [Reserved]

(7) For alcohol dual fuel automobiles and natural gas dual fuel automobiles, the procedures of paragraphs (a)(1) through (6) of this section shall be used to calculate two separate sets of city, highway, and combined fuel economy, CO₂ emissions, and carbon-related exhaust emissions for each base level.

(i) Calculate the city, highway, and combined fuel economy, CO₂ emissions, and carbon-related exhaust emissions from the tests performed using gasoline or diesel test fuel.

(ii) Calculate the city, highway, and combined fuel economy, CO₂ emissions, and carbon-related exhaust emissions from the tests performed using alcohol or natural gas test fuel.

(b) For each model type, as determined by the Administrator, a city, highway, and combined fuel economy value, CO₂ emission value, and a carbon-related exhaust emission value

will be calculated by using the projected sales and values for fuel economy, CO₂ emissions, and carbon-related exhaust emissions for each base level within the model type. Separate model type calculations will be done based on the vehicle configuration fuel economy, CO₂ emissions, and carbon-related exhaust emissions as determined in § 600.206-12(a), (b) or (c), as applicable.

(1) If the Administrator determines that automobiles intended for sale in the State of California and in section 177 states are likely to exhibit significant differences in fuel economy, CO₂ emissions, and carbon-related exhaust emissions from those intended for sale in other states, he or she will calculate values for fuel economy, CO₂ emissions, and carbon-related exhaust emissions for each model type for vehicles intended for sale in California and in section 177 states and for each model type for vehicles intended for sale in the rest of the states.

(2) The sales fraction for each base level is calculated by dividing the projected sales of the base level within the model type by the projected sales of the model type and rounding the quotient to the nearest 0.0001.

(3)(i) The FTP-based city fuel economy values of the model type (calculated to the nearest 0.0001 mpg) are determined by dividing one by a sum of terms, each of which corresponds to a base level and which is a fraction determined by dividing:

(A) The sales fraction of a base level; by

(B) The FTP-based city fuel economy value for the respective base level.

(ii) The FTP-based city carbon-related exhaust emission value of the model type (calculated to the nearest gram per mile) are determined by a sum of terms, each of which corresponds to a base level and which is a product determined by multiplying:

(A) The sales fraction of a base level; by

(B) The FTP-based city carbon-related exhaust emission value for the respective base level.

(iii) The FTP-based city CO₂ emissions of the model type (calculated to the nearest gram per mile) are determined by a sum of terms, each of which corresponds to a base level and which

is a product determined by multiplying:

(A) The sales fraction of a base level; by

(B) The FTP-based city CO₂ emissions for the respective base level.

(4) The procedure specified in paragraph (b)(3) of this section is repeated in an analogous manner to determine the highway and combined fuel economy, CO₂ emissions, and carbon-related exhaust emissions for the model type.

(5) For alcohol dual fuel automobiles and natural gas dual fuel automobiles, the procedures of paragraphs (b)(1) through (4) of this section shall be used to calculate two separate sets of city, highway, and combined fuel economy values and two separate sets of city, highway, and combined CO₂ and carbon-related exhaust emission values for each model type.

(i) Calculate the city, highway, and combined fuel economy, CO₂ emissions, and carbon-related exhaust emission values from the tests performed using gasoline or diesel test fuel.

(ii) Calculate the city, highway, and combined fuel economy, CO₂ emissions, and carbon-related exhaust emission values from the tests performed using alcohol or natural gas test fuel.

[76 FR 39552, July 6, 2011, as amended at 81 FR 74002, Oct. 25, 2016]

§ 600.209-12 Calculation of vehicle-specific 5-cycle fuel economy and CO₂ emission values for a model type.

(a) *Base level.* 5-cycle fuel economy and CO₂ emission values for a base level are calculated from vehicle configuration 5-cycle fuel economy and CO₂ emission values as determined in § 600.207 for low-altitude tests.

(1) If the Administrator determines that automobiles intended for sale in the State of California are likely to exhibit significant differences in fuel economy and CO₂ emissions from those intended for sale in other states, he will calculate fuel economy and CO₂ emission values for each base level for vehicles intended for sale in California and for each base level for vehicles intended for sale in the rest of the states.

(2) In order to highlight the fuel efficiency and CO₂ emissions of certain designs otherwise included within a model type, a manufacturer may wish

to subdivide a model type into one or more additional model types. This is accomplished by separating subconfigurations from an existing base level and placing them into a new base level. The new base level is identical to the existing base level except that it shall be considered, for the purposes of this paragraph, as containing a new basic engine. The manufacturer will be permitted to designate such new basic engines and base level(s) if:

(i) Each additional model type resulting from division of another model type has a unique car line name and that name appears on the label and on the vehicle bearing that label;

(ii) The subconfigurations included in the new base levels are not included in any other base level which differs only by basic engine (*i.e.*, they are not included in the calculation of the original base level fuel economy values); and

(iii) All subconfigurations within the new base level are represented by test data in accordance with § 600.010(c)(i)(ii).

(3) The manufacturer shall supply total model year sales projections for each car line/vehicle subconfiguration combination.

(i) Sales projections must be supplied separately for each car line-vehicle subconfiguration intended for sale in California and each car line/vehicle subconfiguration intended for sale in the rest of the states if required by the Administrator under paragraph (a)(1) of this section.

(ii) Manufacturers shall update sales projections at the time any model type value is calculated for a label value.

(iii) The provisions of this paragraph (a)(3) may be satisfied by providing an amended application for certification, as described in § 86.1844 of this chapter.

(4) 5-cycle vehicle configuration fuel economy and CO₂ emission values, as determined in § 600.207-12(a), (b), or (c), as applicable, are grouped according to base level.

(i) If only one vehicle configuration within a base level has been tested, the fuel economy and CO₂ emission values from that vehicle configuration constitute the fuel economy and CO₂ emission values for that base level.

(ii) If more than one vehicle configuration within a base level has been tested, the vehicle configuration fuel economy values are harmonically averaged in proportion to the respective sales fraction (rounded to the nearest 0.0001) of each vehicle configuration and the resultant fuel economy value rounded to the nearest 0.0001 mile per gallon.

(iii) If more than one vehicle configuration within a base level has been tested, the vehicle configuration CO₂ emission values are arithmetically averaged in proportion to the respective sales fraction (rounded to the nearest 0.0001) of each vehicle configuration and the resultant CO₂ emission value rounded to the nearest 0.1 gram per mile.

(5) The procedure specified in § 600.209-12(a) will be repeated for each base level, thus establishing city and highway fuel economy and CO₂ emission values for each base level.

(6) [Reserved]

(7) For alcohol dual fuel automobiles and natural gas dual fuel automobiles, the procedures of paragraphs (a)(1) through (6) of this section shall be used to calculate two separate sets of city, highway, and combined fuel economy and CO₂ emission values for each base level.

(i) Calculate the city and highway fuel economy and CO₂ emission values from the tests performed using gasoline or diesel test fuel.

(ii) If 5-cycle testing was performed on the alcohol or natural gas test fuel, calculate the city and highway fuel economy and CO₂ emission values from the tests performed using alcohol or natural gas test fuel.

(b) *Model type.* For each model type, as determined by the Administrator, city and highway fuel economy and CO₂ emissions values will be calculated by using the projected sales and fuel economy and CO₂ emission values for each base level within the model type. Separate model type calculations will be done based on the vehicle configuration fuel economy and CO₂ emission values as determined in § 600.207, as applicable.

(1) If the Administrator determines that automobiles intended for sale in the State of California are likely to exhibit significant differences in fuel

economy and CO₂ emissions from those intended for sale in other states, he will calculate fuel economy and CO₂ emission values for each model type for vehicles intended for sale in California and for each model type for vehicles intended for sale in the rest of the states.

(2) The sales fraction for each base level is calculated by dividing the projected sales of the base level within the model type by the projected sales of the model type and rounding the quotient to the nearest 0.0001.

(3)(i) The 5-cycle city fuel economy values of the model type (calculated to the nearest 0.0001 mpg) are determined by dividing one by a sum of terms, each of which corresponds to a base level and which is a fraction determined by dividing:

(A) The sales fraction of a base level; by

(B) The 5-cycle city fuel economy value for the respective base level.

(ii) The 5-cycle city CO₂ emissions of the model type (calculated to the nearest tenth of a gram per mile) are determined by a sum of terms, each of which corresponds to a base level and which is a product determined by multiplying:

(A) The sales fraction of a base level; by

(B) The 5-cycle city CO₂ emissions for the respective base level.

(4) The procedure specified in paragraph (b)(3) of this section is repeated in an analogous manner to determine the highway and combined fuel economy and CO₂ emission values for the model type.

(5) For alcohol dual fuel automobiles and natural gas dual fuel automobiles the procedures of paragraphs (b)(1) through (4) of this section shall be used to calculate two separate sets of city and highway fuel economy and CO₂ emission values for each model type.

(i) Calculate the city and highway fuel economy and CO₂ emission values from the tests performed using gasoline or diesel test fuel.

(ii) Calculate the city, highway, and combined fuel economy and CO₂ emission values from the tests performed using alcohol or natural gas test fuel, if 5-cycle testing was performed on the

§ 600.210-12

40 CFR Ch. I (7-1-21 Edition)

alcohol or natural gas test fuel. Otherwise, the procedure in § 600.210-12(a)(3) or (b)(3) applies.

[76 FR 39553, July 6, 2011]

§ 600.210-12 Calculation of fuel economy and CO₂ emission values for labeling.

(a) *General labels.* Except as specified in paragraphs (d) and (e) of this section, fuel economy and CO₂ emissions for general labels may be determined by one of two methods. The first is based on vehicle-specific model-type 5-cycle data as determined in § 600.209-12(b). This method is available for all vehicles and is required for vehicles that do not qualify for the second method as described in § 600.115 (other than electric vehicles). The second method, the derived 5-cycle method, determines fuel economy and CO₂ emissions values from the FTP and HFET tests using equations that are derived from vehicle-specific 5-cycle model type data, as determined in paragraph (a)(2) of this section. Manufacturers may voluntarily lower fuel economy

values and raise CO₂ values if they determine that the label values from any method are not representative of the fuel economy and CO₂ emissions for that model type. MPG values may not be lowered without also making a corresponding change to the CO₂ value for a model type.

(1) *Vehicle-specific 5-cycle labels.* The city and highway model type fuel economy determined in § 600.209-12(b), rounded to the nearest mpg, and the city and highway model type CO₂ emissions determined in § 600.209-12(b), rounded to the nearest gram per mile, comprise the fuel economy and CO₂ emission values for general fuel economy labels, or, alternatively;

(2) *Derived 5-cycle labels.* Derived 5-cycle city and highway label values are determined according to the following method:

(i)(A) For each model type, determine the derived five-cycle city fuel economy using the following equation and coefficients determined by the Administrator:

$$\text{Derived 5-cycle City Fuel Economy} = \frac{1}{\left\{ \text{City Intercept} \right\} + \frac{\left\{ \text{City Slope} \right\}}{\text{MT FTP FE}}}$$

Where:

City Intercept = Intercept determined by the Administrator based on historic vehicle-specific 5-cycle city fuel economy data.

City Slope = Slope determined by the Administrator based on historic vehicle-specific 5-cycle city fuel economy data.

MT FTP FE = the model type FTP-based city fuel economy determined under § 600.208-12(b), rounded to the nearest 0.0001 mpg.

(B) For each model type, determine the derived five-cycle city CO₂ emissions using the following equation and coefficients determined by the Administrator:

$$\text{Derived 5-cycle City CO}_2 = (\left\{ \text{City Intercept} \right\} \times A) + (\left\{ \text{City Slope} \right\} \times \text{MT FTP CO}_2)$$

Where:

A = 8,887 for gasoline-fueled vehicles, 10,180 for diesel-fueled vehicles, or an appropriate value specified by the Administrator for other fuels.

City Intercept = Intercept determined by the Administrator based on historic vehicle-specific 5-cycle city fuel economy data.

City Slope = Slope determined by the Administrator based on historic vehicle-specific 5-cycle city fuel economy data.

MT FTP CO₂ = the model type FTP-based city CO₂ emissions determined under § 600.208-12(b), rounded to the nearest 0.1 grams per mile.

(ii)(A) For each model type, determine the derived five-cycle highway fuel economy using the equation below and coefficients determined by the Administrator:

$$\text{Derived 5-cycle Highway Fuel Economy} = \frac{1}{\left\{ \text{Highway Intercept} \right\} + \frac{\left\{ \text{Highway Slope} \right\}}{\text{MT HFET FE}}}$$

Where:

Highway Intercept = Intercept determined by the Administrator based on historic vehicle-specific 5-cycle highway fuel economy data.

Highway Slope = Slope determined by the Administrator based on historic vehicle-specific 5-cycle highway fuel economy data.

MT HFET FE = the model type highway fuel economy determined under § 600.208-12(b), rounded to the nearest 0.0001 mpg.

(B) For each model type, determine the derived five-cycle highway CO₂ emissions using the equation below and coefficients determined by the Administrator:

$$\text{Derived 5-cycle Highway CO}_2 = \left(\left\{ \text{Highway Intercept} \right\} \times A \right) + \left(\left\{ \text{Highway Slope} \right\} \times \text{MT HFET CO}_2 \right)$$

Where:

A = 8,887 for gasoline-fueled vehicles, 10,180 for diesel-fueled vehicles, or an appropriate value specified by the Administrator for other fuels.

Highway Intercept = Intercept determined by the Administrator based on historic vehicle-specific 5-cycle highway fuel economy data.

Highway Slope = Slope determined by the Administrator based on historic vehicle-specific 5-cycle highway fuel economy data.

MT HFET CO₂ = the model type highway CO₂ emissions determined under § 600.208-12(b), rounded to the nearest 0.1 grams per mile.

(iii) Unless and until superseded by written guidance from the Administrator, the following intercepts and slopes shall be used in the equations in paragraphs (a)(2)(i) and (ii) of this section:

City Intercept = 0.003259.

City Slope = 1.1805.

Highway Intercept = 0.001376.

Highway Slope = 1.3466.

(iv) The Administrator will periodically update the slopes and intercepts

through guidance and will determine the model year that the new coefficients must take effect. The Administrator will issue guidance no later than six months prior to the earliest starting date of the effective model year (e.g., for 2011 models, the earliest start of the model year is January 2, 2010, so guidance would be issued by July 1, 2009.) Until otherwise instructed by written guidance from the Administrator, manufacturers must use the coefficients that are currently in effect.

(3) *General alternate fuel economy and CO₂ emissions label values for dual fuel vehicles.* (i)(A) City and Highway fuel economy label values for dual fuel alcohol-based and natural gas vehicles when using the alternate fuel are separately determined by the following calculation:

$$\text{Derived FE}_{alt} = \text{FE}_{alt} \times \frac{\text{5cycle}_{gas}}{\text{FE}_{gas}}$$

Where:

FE_{alt} = The unrounded FTP-based model-type city or HFET-based model-type highway fuel economy from the alternate fuel, as determined in § 600.208-12(b)(5)(ii).

5cycle FE_{gas} = The unrounded vehicle-specific or derived 5-cycle model-type city or highway fuel economy, as determined in paragraph (a)(1) or (2) of this section.

FE_{gas} = The unrounded FTP-based city or HFET-based model type highway fuel economy from gasoline (or diesel), as determined in § 600.208-12(b)(5)(i).

The result, rounded to the nearest whole number, is the alternate fuel label value for dual fuel vehicles.

(B) City and Highway CO₂ label values for dual fuel alcohol-based and natural gas vehicles when using the alternate fuel are separately determined by the following calculation:

$$\text{Derived CO}_2_{alt} = \text{CO}_2_{alt} \times \frac{\text{5cycle CO}_2_{gas}}{\text{CO}_2_{gas}}$$

§ 600.210-12

40 CFR Ch. I (7-1-21 Edition)

Where:

CO_{2alt} = The unrounded FTP-based model-type city or HFET-based model-type CO_2 emissions value from the alternate fuel, as determined in § 600.208-12(b)(5)(ii).

$5cycle\ CO_{2gas}$ = The unrounded vehicle-specific or derived 5-cycle model-type city or highway CO_2 emissions value, as determined in paragraph (a)(1) or (2) of this section.

CO_{2gas} = The unrounded FTP-based city or HFET-based model type highway CO_2 emissions value from gasoline (or diesel), as determined in § 600.208-12(b)(5)(i).

The result, rounded to the nearest whole number, is the alternate fuel CO_2 emissions label value for dual fuel vehicles.

(ii) Optionally, if complete 5-cycle testing has been performed using the alternate fuel, the manufacturer may choose to use the alternate fuel label city or highway fuel economy and CO_2 emission values determined in § 600.209-12(b)(5)(ii), rounded to the nearest whole number.

(4) *General alternate fuel economy and CO_2 emissions label values for electric vehicles.* Determine FTP-based city and HFET-based highway fuel economy label values for electric vehicles as described in § 600.116. Convert W-hour/mile results to miles per kW-hr and miles per gasoline gallon equivalent. CO_2 label information is based on tailpipe emissions only, so CO_2 emissions from electric vehicles are assumed to be zero.

(5) *General alternate fuel economy and CO_2 emissions label values for fuel cell vehicles.* Determine FTP-based city and HFET-based highway fuel economy label values for fuel cell vehicles using procedures specified by the Administrator. Convert kilograms of hydrogen/mile results to miles per kilogram of hydrogen and miles per gasoline gallon equivalent. CO_2 label information is based on tailpipe emissions only, so

CO_2 emissions from fuel cell vehicles are assumed to be zero.

(b) *Specific labels.* Except as specified in paragraphs (d) and (e) of this section, fuel economy and CO_2 emissions for specific labels may be determined by one of two methods. The first is based on vehicle-specific configuration 5-cycle data as determined in § 600.207. This method is available for all vehicles and is required for vehicles that do not qualify for the second method as described in § 600.115 (other than electric vehicles). The second method, the derived 5-cycle method, determines fuel economy and CO_2 emissions values from the FTP and HFET tests using equations that are derived from vehicle-specific 5-cycle configuration data, as determined in paragraph (b)(2) of this section. Manufacturers may voluntarily lower fuel economy values and raise CO_2 values if they determine that the label values from either method are not representative of the fuel economy or CO_2 emissions for that model type.

(1) *Vehicle-specific 5-cycle labels.* The city and highway configuration fuel economy determined in § 600.207, rounded to the nearest mpg, and the city and highway configuration CO_2 emissions determined in § 600.207, rounded to the nearest gram per mile, comprise the fuel economy and CO_2 emission values for specific fuel economy labels, or, alternatively;

(2) *Derived 5-cycle labels.* Specific city and highway label values from derived 5-cycle are determined according to the following method:

(i)(A) Determine the derived five-cycle city fuel economy of the configuration using the equation below and coefficients determined by the Administrator:

$$\text{Derived 5-cycle City Fuel Economy} = \frac{1}{\left\{ \text{City Intercept} \right\} + \frac{\left\{ \text{City Slope} \right\}}{\text{Config FTP FE}}}$$

Where:

City Intercept = Intercept determined by the Administrator based on historic vehicle-specific 5-cycle city fuel economy data.

Environmental Protection Agency

§ 600.210-12

City Slope = Slope determined by the Administrator based on historic vehicle-specific 5-cycle city fuel economy data.

Config FTP FE = the configuration FTP-based city fuel economy determined under § 600.206, rounded to the nearest 0.0001 mpg.

(B) Determine the derived five-cycle city CO₂ emissions of the configuration using the equation below and coefficients determined by the Administrator:

Derived 5-cycle City CO₂ = {City Intercept} + {City Slope} × Config FTP CO₂
Where:

City Intercept = Intercept determined by the Administrator based on historic vehicle-specific 5-cycle city fuel economy data.

City Slope = Slope determined by the Administrator based on historic vehicle-specific 5-cycle city fuel economy data.

Config FTP CO₂ = the configuration FTP-based city CO₂ emissions determined under § 600.206, rounded to the nearest 0.1 grams per mile.

(ii)(A) Determine the derived five-cycle highway fuel economy of the configuration using the equation below and coefficients determined by the Administrator:

$$\text{Derived 5-cycle Highway Fuel Economy} = \frac{1}{\left\{ \text{Highway Intercept} \right\} + \frac{\left\{ \text{Highway Slope} \right\}}{\text{Config HFET FE}}}$$

Where:

Highway Intercept = Intercept determined by the Administrator based on historic vehicle-specific 5-cycle highway fuel economy data.

Highway Slope = Slope determined by the Administrator based on historic vehicle-specific 5-cycle highway fuel economy data.

Config HFET FE = the configuration highway fuel economy determined under § 600.206, rounded to the nearest tenth.

(B) Determine the derived five-cycle highway CO₂ emissions of the configuration using the equation below and coefficients determined by the Administrator:

Derived 5-cycle city Highway CO₂ = {Highway Intercept} + {Highway Slope} × Config HFET CO₂

Where:

Highway Intercept = Intercept determined by the Administrator based on historic vehicle-specific 5-cycle highway fuel economy data.

Highway Slope = Slope determined by the Administrator based on historic vehicle-specific 5-cycle highway fuel economy data.

Config HFET CO₂ = the configuration highway fuel economy determined under § 600.206, rounded to the nearest tenth.

(iii) The slopes and intercepts of paragraph (a)(2)(iii) of this section apply.

(3) *Specific alternate fuel economy and CO₂ emissions label values for dual fuel vehicles.* (i)(A) Specific city and highway fuel economy label values for dual fuel alcohol-based and natural gas vehicles when using the alternate fuel are separately determined by the following calculation:

$$\text{Derived FE}_{\text{alt}} = \text{FE}_{\text{alt}} \times \frac{5 \text{ cycle } \text{FE}_{\text{gas}}}{\text{FE}_{\text{gas}}}$$

Where:

FE_{alt} = The unrounded FTP-based configuration city or HFET-based configuration highway fuel economy from the alternate fuel, as determined in § 600.206.

5cycle FE_{gas} = The unrounded vehicle-specific or derived 5-cycle configuration city or highway fuel economy as determined in paragraph (b)(1) or (2) of this section.

FE_{gas} = The unrounded FTP-based city or HFET-based configuration highway fuel economy from gasoline, as determined in § 600.206.

The result, rounded to the nearest whole number, is the alternate fuel label value for dual fuel vehicles.

(B) Specific city and highway CO₂ emission label values for dual fuel alcohol-based and natural gas vehicles when using the alternate fuel are separately determined by the following calculation:

$$\text{Derived } CO2_{alt} = CO2_{alt} \times \frac{5\text{cycle } CO2_{gas}}{CO2_{gas}}$$

$$\text{Derived } FE_{alt} = FE_{alt} \times \frac{5 \text{ cycle } FE_{gas}}{FE_{gas}}$$

Where:

$CO2_{alt}$ = The unrounded FTP-based configuration city or HFET-based configuration highway CO_2 emissions value from the alternate fuel, as determined in § 600.206.

$5\text{cycle } CO2_{gas}$ = The unrounded vehicle-specific or derived 5-cycle configuration city or highway CO_2 emissions value as determined in paragraph (b)(1) or (b)(2) of this section.

$CO2_{gas}$ = The unrounded FTP-based city or HFET-based configuration highway CO_2 emissions value from gasoline, as determined in § 600.206.

The result, rounded to the nearest whole number, is the alternate fuel CO_2 emissions label value for dual fuel vehicles.

(ii) Optionally, if complete 5-cycle testing has been performed using the alternate fuel, the manufacturer may choose to use the alternate fuel label city or highway fuel economy and CO_2 emission values determined in § 600.207-12(a)(4)(ii), rounded to the nearest whole number.

(4) *Specific alternate fuel economy and CO_2 emissions label values for electric vehicles.* Determine FTP-based city and HFET-based highway fuel economy label values for electric vehicles as described in § 600.116. Determine these values by running the appropriate repeat test cycles. Convert W-hour/mile results to miles per kW-hr and miles per gasoline gallon equivalent. CO_2 label information is based on tailpipe emissions only, so CO_2 emissions from electric vehicles are assumed to be zero.

(5) *Specific alternate fuel economy and CO_2 emissions label values for fuel cell vehicles.* Determine FTP-based city and HFET-based highway fuel economy label values for fuel cell vehicles using procedures specified by the Administrator. Convert kilograms of hydrogen/mile results to miles per kilogram of hydrogen and miles per gasoline gallon equivalent. CO_2 label information is

based on tailpipe emissions only, so CO_2 emissions from fuel cell vehicles are assumed to be zero.

(c) *Calculating combined fuel economy.*

(1) For the purposes of calculating the combined fuel economy for a model type, to be used in displaying on the label and for determining annual fuel costs under subpart D of this part, the manufacturer shall use one of the following procedures:

(i) For gasoline-fueled, diesel-fueled, alcohol-fueled, and natural gas-fueled automobiles, and for dual fuel automobiles that can operate on gasoline or diesel fuel, harmonically average the unrounded city and highway fuel economy values, determined in paragraphs (a)(1) or (2) of this section and (b)(1) or (2) of this section, weighted 0.55 and 0.45 respectively. Round the result to the nearest whole mpg. (An example of this calculation procedure appears in Appendix II of this part).

(ii) For alcohol dual fuel and natural gas dual fuel automobiles operated on the alternate fuel, harmonically average the unrounded city and highway values from the tests performed using the alternative fuel as determined in paragraphs (a)(3) and (b)(3) of this section, weighted 0.55 and 0.45 respectively. Round the result to the nearest whole mpg.

(iii) For electric vehicles, calculate the combined fuel economy, in miles per kW-hr and miles per gasoline gallon equivalent, by harmonically averaging the unrounded city and highway values, weighted 0.55 and 0.45 respectively. Round miles per kW-hr to the nearest 0.001 and round miles per gasoline gallon equivalent to the nearest whole number.

(iv) For plug-in hybrid electric vehicles, calculate a combined fuel economy value, in miles per gasoline gallon equivalent as follows:

(A) Determine city and highway fuel economy values for vehicle operation after the battery has been fully discharged (“gas only operation” or “charge-sustaining mode”) as described in paragraphs (a) and (b) of this section.

(B) Determine city and highway fuel economy values for vehicle operation starting with a full battery charge (“all-electric operation” or “gas plus electric operation”, as appropriate, or “charge-depleting mode”) as described in § 600.116. For battery energy, convert W-hour/mile results to miles per gasoline gallon equivalent or miles per diesel gallon equivalent, as applicable. Note that you must also express battery-based fuel economy values in miles per kW-hr for calculating annual fuel cost as described in § 600.311.

(C) Calculate a composite city fuel economy value and a composite highway fuel economy value by combining the separate results for battery and engine operation using the procedures described in § 600.116. Apply the derived 5-cycle adjustment to these composite values. Use these values to calculate the vehicle’s combined fuel economy as described in paragraph (c)(1)(i) of this section.

(v) For fuel cell vehicles, calculate the combined fuel economy, in miles per kilogram and miles per gasoline gallon equivalent, by harmonically averaging the unrounded city and highway values, weighted 0.55 and 0.45 respectively. Round miles per kilogram to the nearest whole number and round miles per gasoline gallon equivalent to the nearest whole number.

(2) For the purposes of calculating the combined CO₂ emissions value for a model type, to be used in displaying on the label under subpart D of this part, the manufacturer shall:

(i) For gasoline-fueled, diesel-fueled, alcohol-fueled, and natural gas-fueled automobiles, and for dual fuel automobiles that can operate on gasoline or diesel fuel, arithmetically average the unrounded city and highway values, determined in paragraphs (a)(1) or (2) of this section and (b)(1) or (2) of this section, weighted 0.55 and 0.45 respectively, and round to the nearest whole gram per mile; or

(ii) For alcohol dual fuel and natural gas dual fuel automobiles operated on the alternate fuel, arithmetically average the unrounded city and highway CO₂ emission values from the tests performed using the alternative fuel as determined in paragraphs (a)(3) and (b)(3) of this section, weighted 0.55 and 0.45 respectively, and round to the nearest whole gram per mile.

(iii) CO₂ label information is based on tailpipe emissions only, so CO₂ emissions from electric vehicles and fuel cell vehicles are assumed to be zero.

(iv) For plug-in hybrid electric vehicles, calculate combined CO₂ emissions as follows:

(A) Determine city and highway CO₂ emission rates for vehicle operation after the battery has been fully discharged (“gas only operation” or “charge-sustaining mode”) as described in paragraphs (a) and (b) of this section.

(B) Determine city and highway CO₂ emission rates for vehicle operation starting with a full battery charge (“all-electric operation” or “gas plus electric operation”, as appropriate, or “charge-depleting mode”) as described in § 600.116. Note that CO₂ label information is based on tailpipe emissions only, so CO₂ emissions from electricity are assumed to be zero.

(C) Calculate a composite city CO₂ emission rate and a composite highway CO₂ emission rate by combining the separate results for battery and engine operation using the procedures described in § 600.116. Use these values to calculate the vehicle’s combined CO₂ emissions as described in paragraph (c)(2)(i) of this section.

(d) *Calculating combined fuel economy and CO₂ emissions.* (1) If the criteria in § 600.115-11(a) are met for a model type, both the city and highway fuel economy and CO₂ emissions values must be determined using the vehicle-specific 5-cycle method. If the criteria in § 600.115-11(b) are met for a model type, the city fuel economy and CO₂ emissions values may be determined using either method, but the highway fuel economy and CO₂ emissions values must be determined using the vehicle-specific 5-cycle method (or modified 5-cycle method as allowed under § 600.114-12(b)(2)).

§ 600.301

(2) If the criteria in § 600.115 are not met for a model type, the city and highway fuel economy and CO₂ emission label values must be determined by using the same method, either the derived 5-cycle or vehicle-specific 5-cycle.

(3) Manufacturers may use any of the following methods for determining 5-cycle values for fuel economy and CO₂ emissions for electric vehicles:

(i) Generate 5-cycle data as described in paragraph (a)(1) of this section.

(ii) Multiply 2-cycle fuel economy values by 0.7 and divide 2-cycle CO₂ emission values by 0.7.

(iii) Manufacturers may ask the Administrator to approve adjustment factors for deriving 5-cycle fuel economy results from 2-cycle test data based on operating data from their in-use vehicles. Such data should be collected from multiple vehicles with different drivers over a range of representative driving routes and conditions. The Administrator may approve such an adjustment factor for any of the manufacturer's vehicle models that are properly represented by the collected data.

(e) *Fuel economy values and other information for advanced technology vehicles.* (1) The Administrator may prescribe an alternative method of determining the city and highway model type fuel economy and CO₂ emission values for general, unique or specific fuel economy labels other than those set forth in this subpart C for advanced technology vehicles including, but not limited to fuel cell vehicles, hybrid electric vehicles using hydraulic energy storage, and vehicles equipped with hydrogen internal combustion engines.

(2) For advanced technology vehicles, the Administrator may prescribe special methods for determining information other than fuel economy that is required to be displayed on fuel economy labels as specified in § 600.302-12(e).

(f) *Sample calculations.* An example of the calculation required in this subpart is in Appendix III of this part.

[76 FR 39554, July 6, 2011, as amended at 76 FR 57380, Sept. 15, 2011; 77 FR 63183, Oct. 15, 2012; 81 FR 74002, Oct. 25, 2016]

40 CFR Ch. I (7-1-21 Edition)

Subpart D—Fuel Economy Labeling

SOURCE: 41 FR 49761, Nov. 10, 1976, unless otherwise noted.

§ 600.301 Labeling requirements.

(a) Prior to being offered for sale, each manufacturer shall affix or cause to be affixed and each dealer shall maintain or cause to be maintained on each automobile:

(1) A general fuel economy label (initial, or updated as required in § 600.314) as described in § 600.302 or:

(2) A specific label, for those automobiles manufactured or imported before the date that occurs 15 days after general labels have been determined by the manufacturer, as described in § 600.210-08(b) or § 600.210-12(b).

(i) If the manufacturer elects to use a specific label within a model type (as defined in § 600.002, he shall also affix specific labels on all automobiles within this model type, except on those automobiles manufactured or imported before the date that labels are required to bear range values as required by paragraph (b) of this section, or determined by the Administrator, or as permitted under § 600.310.

(ii) If a manufacturer elects to change from general to specific labels or vice versa within a model type, the manufacturer shall, within five calendar days, initiate or discontinue as applicable, the use of specific labels on all vehicles within a model type at all facilities where labels are affixed.

(3) For any vehicle for which a specific label is requested which has a combined FTP/HFET-based fuel economy value, as determined in § 600.513, at or below the minimum tax-free value, the following statement must appear on the specific label:

“[Manufacturer's name] may have to pay IRS a Gas Guzzler Tax on this vehicle because of the low fuel economy.”

(4)(i) At the time a general fuel economy value is determined for a model type, a manufacturer shall, except as provided in paragraph (a)(4)(ii) of this section, relabel, or cause to be relabeled, vehicles which:

(A) Have not been delivered to the ultimate purchaser, and

(B) Have a combined FTP/HFET-based model type fuel economy value (as determined in § 600.208-08(b) or § 600.208-12(b) of 0.1 mpg or more below the lowest fuel economy value at which a Gas Guzzler Tax of \$0 is to be assessed.

(ii) The manufacturer has the option of re-labeling vehicles during the first five working days after the general label value is known.

(iii) For those vehicle model types which have been issued a specific label and are subsequently found to have tax liability, the manufacturer is responsible for the tax liability regardless of whether the vehicle has been sold or not or whether the vehicle has been re-labeled or not.

(b) The manufacturer shall include the current range of fuel economy of comparable automobiles (as described in §§ 600.311 and 600.314) in the label of each vehicle manufactured or imported more than 15 calendar days after the current range is made available by the Administrator.

(1) Automobiles manufactured or imported before a date 16 or more calendar days after the initial label range is made available under § 600.311 shall include the range from the previous model year.

(2) Automobiles manufactured or imported more than 15 calendar days after the label range is made available under § 600.311 shall be labeled with the current range of fuel economy of comparable automobiles as approved for that label.

(c) The fuel economy label must be readily visible from the exterior of the automobile and remain affixed until the time the automobile is delivered to the ultimate consumer.

(1) It is preferable that the fuel economy label information be incorporated into the Automobile Information Disclosure Act label, provided that the prominence and legibility of the fuel economy label is maintained. For this purpose, all fuel economy label information must be placed on a separate section in the Automobile Information Disclosure Act label and may not be intermixed with that label information, except for vehicle descriptions as noted in § 600.303-08(d)(1).

(2) The fuel economy label must be located on a side window. If the window is not large enough to contain both the Automobile Information Disclosure Act label and the fuel economy label, the manufacturer shall have the fuel economy label affixed on another window and as close as possible to the Automobile Information Disclosure Act label.

(3) The manufacturer shall have the fuel economy label affixed in such a manner that appearance and legibility are maintained until after the vehicle is delivered to the ultimate consumer.

(d) The labeling requirements specified in this subpart for 2008 model year vehicles continue to apply through the 2011 model year. In the 2012 model year, manufacturers may label their vehicles as specified in this subpart for either 2008 or 2012 model years. The labeling requirements specified in this subpart for 2012 model year vehicles are mandatory for 2013 and later model years.

[76 FR 39558, July 6, 2011]

§ 600.302-12 Fuel economy label—general provisions.

This section describes labeling requirements and specifications that apply to all vehicles. The requirements and specifications in this section and those in §§ 600.304 through 600.310 are illustrated in Appendix VI of this part.

(a) *Basic format.* Fuel economy labels must be rectangular in shape with a minimum width of 174 mm and a minimum height of 114 mm. The required label can be divided into three fields separated and outlined by a continuous border, as described in paragraphs (b) through (e) of this section.

(b) *Border.* Create a continuous black border to outline the label and separate the three information fields. Include the following information in the top and bottom portions of the border:

(1) In the left portion of the upper border, include “EPA” and “DOT” with a horizontal line in between (“EPA divided by DOT”).

(2) Immediately to the right of the Agency names, include the heading “Fuel Economy and Environment”.

(3) Identify the vehicle’s fuel type on the right-most portion of the upper border in a blue-colored field as follows:

(i) For vehicles designed to operate on a single fuel, identify the appropriate fuel. For example, identify the vehicle as “Gasoline Vehicle”, “Diesel Vehicle”, “Compressed Natural Gas Vehicle”, “Hydrogen Fuel Cell Vehicle”, etc. This includes hybrid electric vehicles that do not have plug-in capability. Include a logo corresponding to the fuel to the left of this designation as follows:

(A) For gasoline, include a fuel pump logo.

(B) For diesel fuel, include a fuel pump logo with a “D” inscribed in the base of the fuel pump.

(C) For natural gas, include the established CNG logo.

(D) For hydrogen fuel cells, include the expression “H₂”.

(ii) Identify flexible-fuel vehicles and dual-fuel vehicles as “Flexible-Fuel Vehicle Gasoline-Ethanol (E85)”, “Flexible-Fuel Vehicle Diesel-Natural Gas”, etc. Include a fuel pump logo or a combination of logos to the left of this designation as appropriate. For example, for vehicles that operate on gasoline or ethanol, include a fuel pump logo and the designation “E85”.

(iii) Identify plug-in hybrid electric vehicles as “Plug-In Hybrid Vehicle Electricity-Gasoline” or “Plug-In Hybrid Vehicle Electricity-Diesel”. Include a fuel pump logo as specified in paragraph (b)(3)(i) of this section and an electric plug logo to the left of this designation.

(iv) Identify electric vehicles as “Electric Vehicle”. Include an electric plug logo to the left of this designation.

(4) Include the following statement in the upper left portion of the lower border: “Actual results will vary for many reasons, including driving conditions and how you drive and maintain your vehicle. The average new vehicle gets *a* MPG and costs \$*b* to fuel over 5 years. Cost estimates are based on *c* miles per year at \$*d* per gallon. MPGe is miles per gasoline gallon equivalent. Vehicle emissions are a significant cause of climate change and smog.” For *a*, *b*, *c*, and *d*, insert the appropriate values established by EPA, including consideration of the type of fuel that is required for the vehicle. See §§ 600.303 through 600.310 for alternate state-

ments that apply for vehicles that use a fuel other than gasoline or diesel fuel.

(5) In the lower left portion of the lower border, include the Web site reference, “fuelconomy.gov”, and the following statement: “Calculate personalized estimates and compare vehicles”.

(6) Include a field in the right-most portion of the lower border to allow for accessing interactive information with mobile electronic devices. To do this, include an image of a QR code that will direct mobile electronic devices to an EPA-specified Web site with fuel economy information. Generate the QR code as specified in ISO/IEC 18004 (incorporated by reference in § 600.011). To the left of the QR code, include the vertically oriented caption “Smartphone QR Code™”.

(7) Along the lower edge of the lower border, to the left of the field with the QR Code, include the logos for EPA, the Department of Transportation, and the Department of Energy.

(c) *Fuel economy and cost values.* Include the following elements in the field at the top of the label:

(1) The elements specified in this paragraph (c)(1) for vehicles that run on gasoline or diesel fuel with no plug-in capability. See §§ 600.304 through 600.310 for specifications that apply for other vehicles.

(i) The heading “Fuel Economy” near the top left corner of the field.

(ii) The combined fuel economy value as determined in § 600.311 below the heading. Include the expression “combined city/hwy” below this number.

(iii) The fuel pump logo to the left of the combined fuel economy value. For diesel fuel, include a fuel pump logo with a “D” inscribed in the base of the fuel pump.

(iv) The units identifier and specific fuel economy values to the right of the combined fuel economy rating as follows:

(A) Include the term “MPG” in the upper portion of the designated space.

(B) Include the city fuel economy value determined in § 600.311 in the lower left portion of the designated space. Include the expression “city” below this number.

(C) Include the highway fuel economy value determined in § 600.311 in the lower right portion of the designated space. Include the expression “highway” below this number.

(v) The fuel consumption rate determined in § 600.311, below the combined fuel economy value, followed by the expression “gallons per 100 miles”.

(2) In the upper middle portion of the field, include the following statement: “_____ range from x to y MPG. The best vehicle rates z MPGe.” Fill in the blank with the appropriate vehicle class (such as Small SUVs). For x , y , and z , insert the appropriate values established by EPA.

(3) Include one of the following statements in the right side of the field:

(i) For vehicles with calculated fuel costs higher than the average vehicle as specified in § 600.311: “You spend \$ x more in fuel costs over 5 years compared to the average new vehicle.” Complete the statement by including the calculated increase in fuel costs as specified in § 600.311.

(ii) For all other vehicles: “You save \$ x in fuel costs over 5 years compared to the average new vehicle.” Complete the statement by including the calculated fuel savings as specified in § 600.311. Note that this includes fuel savings of \$0.

(d) *Annual fuel cost.* Include the following statement in the field in the lower left portion of the label: “Annual fuel cost \$ x ”. Complete this statement using the value for annual fuel cost determined in § 600.311.

(e) *Performance ratings.* Include the following information in the field in the lower left portion of the label:

(1) The heading, “Fuel Economy and Greenhouse Gas Rating (tailpipe only)” in the top left corner of the field.

(2) A slider bar below the heading in the left portion of the field to characterize the vehicle’s fuel economy and greenhouse gas ratings, as determined in § 600.311. Position a box with a downward-pointing wedge above the slider bar positioned to show where that vehicle’s fuel economy rating falls relative to the total range; include the vehicle’s fuel economy rating inside the box. If the greenhouse gas rating from § 600.311 is different than the fuel economy rating, position a second box with an up-

ward-pointing wedge below the slider bar positioned to show where that vehicle’s greenhouse gas rating falls relative to the total range; include the vehicle’s greenhouse gas rating inside the box. Include the expression “CO₂” to the left of the box with the greenhouse gas rating and add the expression MPG to the left of the box with the fuel economy rating. Include the number 1 inside the border at the left end of the slider bar. Include the number 10 inside the border at the right end of the slider bar and add the term “Best” below the slider bar, directly under the number. EPA will periodically calculate and publish updated rating values as described in § 600.311. Add color to the slider bar such that it is blue at the left end of the range, white at the right end of the range, and shaded continuously across the range.

(3) The heading, “Smog Rating (tailpipe only)” in the top right corner of the field.

(4) Insert a slider bar in the right portion of the field to characterize the vehicle’s level of emission control for ozone-related air pollutants relative to that of all vehicles. Position a box with a downward-pointing wedge above the slider bar positioned to show where that vehicle’s emission rating falls relative to the total range. Include the vehicle’s emission rating (as described in § 600.311) inside the box. Include the number 1 in the border at the left end of the slider bar; include the number 10 in the border at the right end of the slider bar and add the term “Best” below the slider bar, directly under the number. EPA will periodically calculate and publish updated range values as described in § 600.311. Add color to the slider bar such that it is blue at the left end of the range, white at the right end of the range, and shaded continuously across the range.

(5) The following statements below the slider bars: “This vehicle emits x grams CO₂ per mile. The best emits 0 grams per mile (tailpipe only). Producing and distributing fuel also create emissions; learn more at fueleconomy.gov.” For x , insert the vehicle’s composite CO₂ emission rate as described in § 600.311. See §§ 600.308 and 600.310 for specifications that apply for vehicles powered by electricity.

(f) *Vehicle description.* Where the fuel economy label is physically incorporated with the Motor Vehicle Information and Cost Savings Act label, no further vehicle description is needed. If the fuel economy label is separate from the Automobile Information Disclosure Act label, describe the vehicle in a location on the label that does not interfere with the other required information. In cases where the vehicle description may not easily fit on the label, the manufacturer may request Administrator approval of modifications to the label format to accommodate this information. Include the following items in the vehicle description, if applicable:

- (1) Model year.
- (2) Vehicle car line.
- (3) Engine displacement, in cubic inches, cubic centimeters, or liters whichever is consistent with the customary description of that engine.
- (4) Transmission class.
- (5) Other descriptive information, as necessary, such as number of engine cylinders, to distinguish otherwise identical model types or, in the case of specific labels, vehicle configurations, as approved by the Administrator.

(g) [Reserved]

(h) *Gas guzzler provisions.* For vehicles requiring a tax statement under § 600.513, add the phrase “\$x gas guzzler tax”, where \$x is the value of the tax. The tax value required by this paragraph (h) is based on the combined fuel economy value for the model type calculated according to § 600.513 and rounded to the nearest 0.1 mpg.

(i) *Alternative label provisions for special cases.* The Administrator may approve modifications to the style guidelines if space is limited. The Administrator may also prescribe special label format and information requirements for vehicles that are not specifically described in this subpart, such as hydrogen-fueled internal combustion engines or hybrid electric vehicles that have engines operating on fuels other than gasoline or diesel fuel. The Administrator may also approve alternate wording of statements on the label if that is necessary or appropriate for a given fuel or combination of fuels. The revised labeling specifications will conform to the principles established in

this subpart, with any appropriate modifications or additions to reflect the vehicle’s unique characteristics. See 49 U.S.C. 32908(b)(1)(F).

(j) *Rounding.* Unless the regulation specifies otherwise, do not round intermediate values, but round final calculated values identified in this subpart to the nearest whole number.

(k) *Updating information.* EPA will periodically publish updated information that is needed to comply with the labeling requirements in this subpart. This includes the annual mileage rates and fuel-cost information, the “best and worst” values needed for calculating relative ratings for individual vehicles, and the various rating criteria as specified in § 600.311.

[76 FR 39559, July 6, 2011, as amended at 76 FR 57380, Sept. 15, 2011]

§ 600.303-12 Fuel economy label—special requirements for flexible-fuel vehicles.

Fuel economy labels for flexible-fuel vehicles must meet the specifications described in § 600.302, with the modifications described in this section. This section describes how to label flexible-fuel vehicles equipped with gasoline engines. If the vehicle has a diesel engine, all the references to “gas” or “gasoline” in this section are understood to refer to “diesel” or “diesel fuel”, respectively. All values described in this section are based on gasoline operation, unless otherwise specifically noted.

(a) For qualifying vehicles, include the following additional sentence in the statement identified in § 600.302-12(b)(4): “This is a dual fueled automobile.” See the definition of “dual fueled automobile” in § 600.002.

(b) Include the following elements instead of the information identified in § 600.302-12(c)(1):

- (1) The heading “Fuel Economy” near the top left corner of the field.
- (2) The combined fuel economy value as determined in § 600.311 below the heading. Include the expression “combined city/hwy” below this number.
- (3) The fuel pump logo and other logos as specified in § 600.302-12(b)(3)(ii) to the left of the combined fuel economy value.

(4) The units identifier and specific fuel economy values to the right of the combined fuel economy value as follows:

(i) Include the term “MPG” in the upper portion of the designated space.

(ii) Include the city fuel economy value determined in § 600.311 in the lower left portion of the designated space. Include the expression “city” below this number.

(iii) Include the highway fuel economy value determined in § 600.311 in the lower right portion of the designated space. Include the expression “highway” below this number.

(5) The fuel consumption rate determined in § 600.311, to the right of the fuel economy information. Include the expression “gallons per 100 miles” below the numerical value.

(6) Add the following statement after the statements described in § 600.302–12(c)(2): “Values are based on gasoline and do not reflect performance and ratings based on E85.” Adjust this statement as appropriate for vehicles designed to operate on different fuels.

(c) You may include the sub-heading “Driving Range” below the combined fuel economy value, with range bars below this sub-heading as follows:

(1) Insert a horizontal range bar nominally 80 mm long to show how far the vehicle can drive from a full tank of gasoline. Include a vehicle logo at the right end of the range bar. Include the following left-justified expression inside the range bar: “Gasoline: x miles”. Complete the expression by identifying the appropriate value for total driving range from § 600.311.

(2) Insert a second horizontal range bar as described in paragraph (c)(1) of this section that shows how far the vehicle can drive from a full tank with the second fuel. Establish the length of the line based on the proportion of driving ranges for the different fuels. Identify the appropriate fuel in the range bar.

[76 FR 39561, July 6, 2011, as amended at 77 FR 63183, Oct. 15, 2012]

§ 600.304–12 Fuel economy label—special requirements for hydrogen fuel cell vehicles.

Fuel economy labels for hydrogen fuel cell vehicles must meet the speci-

fications described in § 600.302, with the following modifications:

(a) Include the following statement instead of the statement specified in § 600.302–12(b)(4): “Actual results will vary for many reasons, including driving conditions and how you drive and maintain your vehicle. The average new vehicle gets *a* MPG and costs \$*b* to fuel over 5 years. Cost estimates are based on *c* miles per year at \$*d* per kilogram of hydrogen. Vehicle emissions are a significant cause of global warming and smog.” For *a*, *b*, *c*, and *d*, insert the appropriate values established by EPA.

(b) Include the following elements instead of the information identified in § 600.302–12(c)(1):

(1) The heading “Fuel Economy” near the top left corner of the field.

(2) The combined fuel economy value as determined in § 600.311 below the heading. Include the expression “combined city/hwy” below this number.

(3) The logo specified in § 600.302–12(b)(3)(ii) to the left of the combined fuel economy value.

(4) The units identifier and specific fuel economy values to the right of the combined fuel economy value as follows:

(i) Include the term “MPGe” in the upper portion of the designated space.

(ii) Include the city fuel economy value determined in § 600.311 in the lower left portion of the designated space. Include the expression “city” below this number.

(iii) Include the highway fuel economy value determined in § 600.311 in the lower right portion of the designated space. Include the expression “highway” below this number.

(5) The fuel consumption rate determined in § 600.311, to the right of the fuel economy information. Include the expression “kg H₂ per 100 miles” below the numerical value.

(6) The sub-heading “Driving Range” below the combined fuel economy value. Below this sub-heading, insert a horizontal range bar nominally 80 mm long to show how far the vehicle can drive when fully fueled. Include a vehicle logo at the right end of the range bar. Include the following left-justified expression inside the range bar: “When fully fueled, vehicle can travel about

* * *'. Below the right end of the range bar, include the expression “x miles”; complete the expression by identifying the appropriate value for total driving range from § 600.311. Include numbers below the bar showing the scale, with numbers starting at 0 and increasing in equal increments. Use good engineering judgment to divide the range bar into four, five, or six increments.

[76 FR 39561, July 6, 2011]

§ 600.306–12 Fuel economy label—special requirements for compressed natural gas vehicles.

Fuel economy labels for dedicated natural gas vehicles must meet the specifications described in § 600.302, with the following modifications:

(a) Include the following statement instead of the statement specified in § 600.302–12(b)(4): “Actual results will vary for many reasons, including driving conditions and how you drive and maintain your vehicle. The average new vehicle gets *a* MPG and costs *\$b* to fuel over 5 years. Cost estimates are based on *c* miles per year at *\$d* per gasoline gallon equivalent. Vehicle emissions are a significant cause of global warming and smog.” For *a*, *b*, *c*, and *d*, insert the appropriate values established by EPA.

(b) Include the following elements instead of the information identified in § 600.302–12(c)(1):

(1) The heading “Fuel Economy” near the top left corner of the field.

(2) The combined fuel economy value as determined in § 600.311 below the heading. Include the expression “combined city/hwy” below this number.

(3) The logo specified in § 600.302–12(b)(3)(ii) to the left of the combined fuel economy value.

(4) The units identifier and specific fuel economy ratings to the right of the combined fuel economy value as follows:

(i) Include the term “MPGe” in the upper portion of the designated space.

(ii) Include the city fuel economy value determined in § 600.311 in the lower left portion of the designated space. Include the expression “city” below this number.

(iii) Include the highway fuel economy value determined in § 600.311 in the lower right portion of the designated

space. Include the expression “highway” below this number.

(5) The fuel consumption rate determined in § 600.311, to the right of the fuel economy information. Include the expression “equivalent gallons per 100 miles” below the numerical value.

(6) The sub-heading “Driving Range” below the combined fuel economy value. Below this sub-heading, insert a horizontal range bar nominally 80 mm long to show how far the vehicle can drive when fully fueled. Include a vehicle logo at the right end of the range bar. Include the following left-justified expression inside the range bar: “When fully fueled, vehicle can travel about * * *’”. Below the right end of the range bar, include the expression “x miles”; complete the expression by identifying the appropriate value for total driving range from § 600.311. Include numbers below the bar showing the scale, with numbers starting at 0 and increasing in equal increments. Use good engineering judgment to divide the range bar into four, five, or six increments.

[76 FR 39562, July 6, 2011]

§ 600.308–12 Fuel economy label format requirements—plug-in hybrid electric vehicles.

Fuel economy labels for plug-in hybrid electric vehicles must meet the specifications described in § 600.302, with the exceptions and additional specifications described in this section. This section describes how to label vehicles equipped with gasoline engines. If the vehicle has a diesel engine, all the references to “gas” or “gasoline” in this section are understood to refer to “diesel” or “diesel fuel”, respectively.

(a) Include the following statement instead of the statement specified in § 600.302–12(b)(4): “Actual results will vary for many reasons, including driving conditions and how you drive and maintain your vehicle. The average new vehicle gets *a* MPG and costs *\$b* to fuel over 5 years. Cost estimates are based on *c* miles per year at *\$d* per gallon and *\$e* per kW-hr. Vehicle emissions are a significant cause of global warming and smog.” For *a*, *b*, *c*, *d*, and *e*, insert the appropriate values established

Environmental Protection Agency

§ 600.308-12

by EPA. For qualifying vehicles, include the following additional sentence: "This is a dual fueled automobile." See the definition of "dual fueled automobile in § 600.002.

(b) Include the following elements instead of the information identified in § 600.302-12(c)(1):

(1) The heading "Fuel Economy" near the top left corner of the field. Include the statement specified in § 600.312-12(c)(2) to the right of the heading.

(2) An outlined box below the heading with the following information:

(i) The sub-heading "Electricity" if the vehicle's engine starts only after the battery is fully discharged, or "Electricity + Gasoline" if the vehicle uses combined power from the battery and the engine before the battery is fully discharged.

(ii) The expression "Charge Time: x hours (240V)" below the sub-heading, where x is the time to charge the battery as specified in § 600.311. Change the specified voltage if appropriate as specified in § 600.311.

(iii) The combined fuel economy value for the charge-depleting mode of operation as determined in § 600.311 below the charge time. Include the expression "combined city/highway" below this number.

(iv) An electric plug logo to the left of the combined fuel economy value. For vehicles that use combined power from the battery and the engine before the battery is fully discharged, also include the fuel pump logo.

(v) The units identifier and consumption ratings to the right of the combined fuel economy value as follows:

(A) Include the term "MPGe" in the upper portion of the designated space.

(B) If the vehicle's engine starts only after the battery is fully discharged, identify the vehicle's electricity consumption rate as specified in § 600.311. Below the number, include the expression: "kW-hrs per 100 miles".

(C) If the vehicle uses combined power from the battery and the engine before the battery is fully discharged, identify the vehicle's gasoline consumption rate as specified in § 600.311; to the right of this number, include the expression: "gallons per 100 miles". Below the gasoline consumption rate,

identify the vehicle's electricity consumption rate as specified in § 600.311; to the right of this number, include the expression: "kW-hrs per 100 miles".

(3) A second outlined box to the right of the box described in paragraph (b)(2) of this section with the following information:

(i) The sub-heading "Gasoline Only".

(ii) The combined fuel economy value for operation after the battery is fully discharged as determined in § 600.311 below the sub-heading. Include the expression "combined city/highway" below this number.

(iii) A fuel pump logo to the left of the combined fuel economy value.

(iv) The units identifier and consumption rating to the right of the combined fuel economy value as follows:

(A) Include the term "MPG" in the upper portion of the designated space.

(B) Identify the vehicle's gasoline consumption rate as specified in § 600.311.

Below this number, include the expression: "gallons per 100 miles".

(4) Insert a horizontal range bar below the boxes specified in paragraphs (b)(2) and

(3) of this section that shows how far the vehicle can drive before the battery is fully discharged, and also how far the vehicle can drive before running out of fuel, as described in § 600.311. Scale the range bar such that the driving range at the point of fully discharging the battery is directly between the two boxes. Identify the driving range up to fully discharging the battery underneath that point on the range bar (e.g., "50 miles"). Use solid black for the gasoline-only portion of the range bar. Include the left-justified expression "Gasoline only" in the gasoline-only portion of the range bar. Similarly, in the electric portion of the range bar, include the left-justified expression "All electric range" if the vehicle's engine starts only after the battery is fully discharged, or "Electricity + Gasoline" if the vehicle uses combined power from the battery and the engine before the battery is fully discharged. Include a vehicle logo at the right end of the range bar. Extend an arrow from the battery portion of the range bar up to the right side of the

box described in paragraph (b)(2) of this section. Similarly, extend an arrow from the gasoline-only portion of the range bar up to the left side of the box described in paragraph (b)(3) of this section. Include numbers below the bar showing the scale, with at least three evenly spaced increments to cover operation before the battery is fully discharged. Include one more increment using that same scale into the gasoline-only portion of the range bar. Indicate a broken line toward the right end of the range bar, followed by the vehicle's total driving distance before running out of fuel, as described in § 600.311. Adjust the scale and length of the range bar if the specifications in this paragraph (a)(5) do not work for your vehicle. Include a left-justified heading above the range bar with the expression: "Driving Range". For vehicles that use combined power from the battery and the engine before the battery is fully discharged, add the following statement below the range bar described in this paragraph (b)(4): "All electric range = x miles"; complete the expression by identifying the appropriate value for driving range starting from a full battery before the engine starts as described in § 600.311.

(c) Include the following statement instead of the one identified in § 600.302-12(c)(5): "This vehicle emits x grams CO₂ per mile. The best emits 0 grams per mile (tailpipe only). Producing and distributing fuel and electricity also create emissions; learn more at fueleconomy.gov." For x, insert the vehicle's composite CO₂ emission rate as described in § 600.311.

[76 FR 39562, July 6, 2011]

§ 600.310-12 Fuel economy label format requirements—electric vehicles.

Fuel economy labels for electric vehicles must meet the specifications described in § 600.302, with the following modifications:

(a) Include the following statement instead of the statement specified in § 600.302-12(b)(4): "Actual results will vary for many reasons, including driving conditions and how you drive and maintain your vehicle. The average new vehicle gets a MPG and costs \$ b to fuel over 5 years. Cost estimates are

based on c miles per year at \$ d per kW-hr. MPGe is miles per gasoline gallon equivalent. Vehicle emissions are a significant cause of climate change and smog." For a, b, c, and d, insert the appropriate values established by EPA.

(b) Include the following elements instead of the information identified in § 600.302-12(c)(1):

(1) The heading "Fuel Economy" near the top left corner of the field.

(2) The combined fuel economy value as determined in § 600.311 below the heading. Include the expression "combined city/hwy" below this number.

(3) An electric plug logo to the left of the combined fuel economy value.

(4) The units identifier and specific fuel economy values to the right of the combined fuel economy value as follows:

(i) Include the term "MPGe" in the upper portion of the designated space.

(ii) Include the city fuel economy value determined in § 600.311 in the lower left portion of the designated space. Include the expression "city" below this number.

(iii) Include the highway fuel economy value determined in § 600.311 in the lower right portion of the designated space. Include the expression "highway" below this number.

(5) The fuel consumption rate determined in § 600.311, to the right of the fuel economy information. Include the expression "kW-hrs per 100 miles" below the numerical value.

(6) The sub-heading "Driving Range" below the combined fuel economy value. Below this sub-heading, insert a horizontal range bar nominally 80 mm long to show how far the vehicle can drive when fully fueled. Include a vehicle logo at the right end of the range bar. Include the following left-justified expression inside the range bar: "When fully charged, vehicle can travel about * * *". Below the right end of the range bar, include the expression "x miles"; complete the expression by identifying the appropriate value for total driving range from § 600.311. Include numbers below the bar showing the scale, with numbers starting at 0 and increasing in equal increments. Use good engineering judgment to divide the range bar into four, five, or six increments.

Environmental Protection Agency

§ 600.311–12

(7) Below the driving range information, the expression “Charge Time: x hours (240V)”, where x is the time to charge the battery as specified in § 600.311. Change the specified voltage if appropriate as specified in § 600.311.

(c) Include the following statement instead of the one identified in § 600.302–12(c)(5): “This vehicle emits x grams CO₂ per mile. The best emits 0 grams per mile (tailpipe only). Does not include emissions from generating electricity; learn more at fueleconomy.gov.” For x , insert the vehicle’s composite CO₂ emission rate as described in § 600.311.

[76 FR 39563, July 6, 2011, as amended at 77 FR 63184, Oct. 15, 2012]

§ 600.311–12 Determination of values for fuel economy labels.

(a) *Fuel economy.* Determine city and highway fuel economy values as described in § 600.210–12(a) and (b). Determine combined fuel economy values as described in § 600.210–12(c). Note that the label for plug-in hybrid electric vehicles requires separate values for combined fuel economy for vehicle operation before and after the vehicle’s battery is fully discharged; we generally refer to these modes as “Blended Electric + Gas” (or “Electric Only”, as applicable) and “Gas only”.

(b) *CO₂ emission rate.* Determine the engine-related CO₂ emission rate as described in § 600.210–12(d).

(c) *Fuel consumption rate.* Calculate the fuel consumption rate as follows:

(1) For vehicles with engines that are not plug-in hybrid electric vehicles, calculate the fuel consumption rate in gallons per 100 miles (or gasoline gallon equivalent per 100 miles for fuels other than gasoline or diesel fuel) with the following formula, rounded to the first decimal place:

Fuel Consumption Rate = 100/MPG

Where:

MPG = The value for combined fuel economy from § 600.210–12(c), rounded to the nearest whole mpg.

(2) For plug-in hybrid electric vehicles, calculate two separate fuel consumption rates as follows:

(i) Calculate the fuel consumption rate based on engine operation after the battery is fully discharged as de-

scribed in paragraph (c)(1) of this section.

(ii) Calculate the fuel consumption rate during operation before the battery is fully discharged in kW-hours per 100 miles as described in SAE J1711 (incorporated by reference in § 600.011), as described in § 600.116.

(3) For electric vehicles, calculate the fuel consumption rate in kW-hours per 100 miles with the following formula, rounded to the nearest whole number:

Fuel Consumption Rate = 100/MPG

Where:

MPG = The combined fuel economy value from paragraph (a) of this section, in miles per kW-hour.

(4) For hydrogen fuel cell vehicles, calculate the fuel consumption rate in kilograms of hydrogen per 100 miles with the following formula, rounded to the nearest whole number:

Fuel Consumption Rate = 100/MPG

Where:

MPG = The combined fuel economy value from paragraph (a) of this section, in miles per kilogram of hydrogen.

(d) *Fuel economy and greenhouse gas ratings.* Determine a vehicle’s fuel economy and greenhouse gas ratings as follows:

(1) For gasoline-fueled vehicles that are not plug-in hybrid electric vehicles (including flexible fuel vehicles that operate on gasoline), establish a single rating based only on the vehicle’s combined fuel economy from paragraph (a) of this section. For all other vehicles, establish a fuel economy rating based on the vehicle’s combined fuel economy and establish a separate greenhouse gas rating based on combined CO₂ emission rates from paragraph (b) of this section.

(2) We will establish the fuel economy rating based on fuel consumption values specified in paragraph (c) of this section. We will establish the value dividing the 5 and 6 ratings based on the fuel consumption corresponding to the projected achieved Corporate Average Fuel Economy level for the applicable model year. This is intended to prevent below-average vehicles from getting an above-average fuel economy rating for

the label. We will establish the remaining cutpoints based on a statistical evaluation of available information from the certification database for all model types. Specifically, the mean value plus two standard deviations will define the point between the 1 and 2 ratings. The mean value minus two standard deviations will define the point between the 9 and 10 ratings. The 1 rating will apply for any vehicle with higher fuel consumption rates than the 2 rating; similarly, the 10 rating will apply for any vehicle with lower fuel consumption rates than the 9 rating. We will calculate range values for the remaining intermediate ratings by dividing the range into equal intervals. We will convert the resulting range intervals to equivalent miles-per-gallon values. We will define the greenhouse gas ratings by converting the values from the fuel economy rating intervals to equivalent CO₂ emission rates using the conventional conversion factor for gasoline (8887 g CO₂ per gallon of consumed fuel).

(e) *Annual fuel cost.* Calculate annual fuel costs as follows:

(1) Except as specified in paragraph (e)(3) of this section, calculate the total annual fuel cost with the following formula, rounded to nearest \$50:

$$\text{Annual Fuel Cost} = \text{Fuel Price/MPG} \times \text{Average Annual Miles}$$

Where:

Fuel Price = The estimated fuel price provided by EPA for the type of fuel required for the vehicle. The units are dollars per gallon for gasoline and diesel fuel, dollars per gasoline gallon equivalent for natural gas, dollars per kW-hr for plug-in electricity, and dollars per kilogram of hydrogen for hydrogen fuel cell vehicles.

MPG = The combined fuel economy value from paragraph (a) of this section. The units are miles per gallon for gasoline and diesel fuel, miles per gasoline gallon equivalent for natural gas, miles per kW-hr for plug-in electricity, and miles per kilogram of hydrogen for hydrogen fuel cell vehicles.

Average Annual Miles = The estimated annual mileage figure provided by EPA, in miles.

(2) For dual fuel vehicles and flexible fuel vehicles, disregard operation on the alternative fuel.

(3) For plug-in hybrid electric vehicles, calculate annual fuel cost as described in this paragraph (e)(3). This description applies for vehicles whose engine starts only after the battery is fully discharged. Use good engineering judgment to extrapolate this for calculating annual fuel cost for vehicles that use combined power from the battery and the engine before the battery is fully discharged. Calculate annual fuel cost as follows:

(i) Determine the charge-depleting ranges for city and highway operation as described in paragraph (j)(4)(i) of this section. Adjust each of these values for 5-cycle operation.

(ii) Calculate multi-day individual utility factors (UF) as described in §600.116 corresponding to the driving ranges from paragraph (e)(3)(i) of this section.

(iii) Calculate values for the vehicle's average fuel economy over the charge-depleting range (in miles per kW-hr) for city and highway operation as described in §600.210. Adjust each of these values for 5-cycle operation. Convert these to \$/mile values by dividing the appropriate fuel price from paragraph (e)(1) of this section by the average fuel economy determined in this paragraph (e)(3)(iii).

(iv) Calculate values for the vehicle's average fuel economy over the charge-sustaining range (in miles per gallon) for city and highway operation as described in §600.210-12. Adjust each of these values for 5-cycle operation. Convert these to \$/mile values by dividing the appropriate fuel price from paragraph (e)(1) of this section by the average fuel economy determined in this paragraph (e)(3)(iv).

(v) Calculate a composite \$/mile value for city driving using the following equation:

$$\$/\text{mile} = \$/\text{mile}_{\text{CD}} \times \text{UF} + \$/\text{mile}_{\text{CS}} \times (1 - \text{UF})$$

(vi) Repeat the calculation in paragraph (e)(3)(v) of this section for highway driving.

(vii) Calculate the annual fuel cost based on the combined values for city and highway driving using the following equation:

Environmental Protection Agency

§ 600.311–12

Annual fuel cost = (\$/milecity × 0.55 + \$/milehwy × 0.45) × Average Annual Miles

(4) Round the annual fuel cost to the nearest \$50 by dividing the unrounded annual fuel cost by 50, then rounding the result to the nearest whole number, then multiplying this rounded result by 50 to determine the annual fuel cost to be used for purposes of labeling.

(f) *Fuel savings.* Calculate an estimated five-year cost increment relative to an average vehicle by multiplying the annual fuel cost from paragraph (e) of this section by 5 and subtracting this value from the average five-year fuel cost. We will calculate the average five-year fuel cost from the annual fuel cost equation in paragraph (e) of this section based on a gasoline-fueled vehicle with a mean fuel economy value, consistent with the value dividing the 5 and 6 ratings under paragraph (d) of this section. The average five-year fuel cost for model year 2012 is \$12,600 for a 22-mpg vehicle that drives 15,000 miles per year with gasoline priced at \$3.70 per gallon. We may periodically update this five year reference fuel cost for later model years to better characterize the fuel economy for an average vehicle. Round the cal-

culated five-year cost increment to the nearest \$50. Negative values represent a cost increase compared to the average vehicle.

(g) *Smog rating.* Establish a rating for exhaust emissions other than CO₂ based on the applicable emission standards for the appropriate model year as shown in Tables 1 through 3 of this section. Unless specified otherwise, use the California emission standards to select the smog rating only for vehicles not certified to any EPA standards. For Independent Commercial Importers that import vehicles not subject to Tier 2 or Tier 3 emission standards, the vehicle's smog rating is 1. Similarly, if a manufacturer certifies vehicles to emission standards that are less stringent than all the identified standards for any reason, the vehicle's smog rating is 1. If EPA or California emission standards change in the future, we may revise the emission levels corresponding to each rating for future model years as appropriate to reflect the changed standards. If this occurs, we would publish the revised ratings as described in § 600.302–12(k), allowing sufficient lead time to make the changes; we would also expect to initiate a rulemaking to update the smog rating in the regulation.

TABLE 1 OF § 600.311–12—CRITERIA FOR ESTABLISHING SMOG RATING FOR MODEL YEAR 2025 AND LATER

Rating	U.S. EPA Tier 3 emission standard	California Air Resources Board LEV III emission standard
1	Bin 160	LEV 160.
2	Bin 125	ULEV125.
4	Bin 70	ULEV70.
5	Bin 50	ULEV50.
6	Bin 30	SULEV30.
7	Bin 20	SULEV20.
10	Bin 0	ZEV.

TABLE 2 OF § 600.311–12—CRITERIA FOR ESTABLISHING SMOG RATING FOR MODEL YEARS 2018–2024

Rating	U.S. EPA Tier 3 emission standard	U.S. EPA Tier 2 emission standard	California Air Resources Board LEV III emission standard
1	Bin 160	Bin 5 through Bin 8	LEV 160.
3	Bin 125, Bin 110	Bin 4	ULEV125.
5	Bin 85, Bin 70	Bin 3	ULEV70.
6	Bin 50	ULEV50.
7	Bin 30	Bin 2	SULEV30.
8	Bin 20	SULEV20.
10	Bin 0	Bin 1	ZEV.

TABLE 3 OF § 600.311-12—CRITERIA FOR ESTABLISHING SMOG RATING THROUGH MODEL YEAR 2017

Rating	U.S. EPA Tier 2 emission standard	U.S. EPA Tier 3 emission standard	California Air Resources Board LEV II emission standard	California Air Resources Board LEV III emission standard
1	ULEV & LEV II large trucks.	
2	Bin 8	SULEV II large trucks.	
3	Bin 7		
4	Bin 6	LEV II, option 1.	
5	Bin 5	Bin 160	LEV II	LEV160.
6	Bin 4	Bin 125, Bin 110	ULEV II	ULEV125.
7	Bin 3	Bin 85, Bin 70, Bin 50		ULEV70, ULEV50.
8	Bin 2 ¹	Bin 30	SULEV II	SULEV30.
9	Bin 20	PZEV	SULEV20, PZEV.
10	Bin 1	Bin 0	ZEV	ZEV.

¹ Vehicles qualify with a rating of 9 instead of 8 if they are certified to the EPA Tier 2, Bin 2 standards, and they are sold nationwide in a configuration that is certified in California to the PZEV or SULEV20 standards.

(h) *Ranges of fuel economy and CO₂ emission values.* We will determine the range of combined fuel economy and CO₂ emission values for each vehicle class identified in § 600.315. We will generally update these range values before the start of each model year based on the lowest and highest values within each vehicle class. We will also use this same information to establish a range of fuel economy values for all vehicles. Continue to use the most recently published numbers until we update them, even if you start a new model year before we publish the range values for the new model year.

(i) [Reserved]

(j) *Driving range.* Determine the driving range for certain vehicles as follows:

(1) For vehicles operating on non-pressurized liquid fuels, determine the vehicle's driving range in miles by multiplying the combined fuel economy described in paragraph (a) of this section by the vehicle's usable fuel storage capacity, rounded to the nearest whole number.

(2) For electric vehicles, determine the vehicle's overall driving range as described in Section 8 of SAE J1634 (incorporated by reference in § 600.011), as described in § 600.116. Determine separate range values for FTP-based city and HFET-based highway driving, then calculate a combined value by arithmetically averaging the two values, weighted 0.55 and 0.45 respectively, and rounding to the nearest whole number.

(3) For natural gas vehicles, determine the vehicle's driving range in miles by multiplying the combined fuel economy described in paragraph (a) of this section by the vehicle's usable fuel storage capacity (expressed in gasoline gallon equivalents), rounded to the nearest whole number.

(4) For plug-in hybrid electric vehicles, determine the battery driving range and overall driving range as described in SAE J1711 (incorporated by reference in § 600.011), as described in § 600.116, as follows:

(i) Determine the vehicle's Actual Charge-Depleting Range, R_{cda} . Determine separate range values for FTP-based city and HFET-based highway driving, then calculate a combined value by arithmetically averaging the two values, weighted 0.55 and 0.45 respectively, and rounding to the nearest whole number. Precondition the vehicle as needed to minimize engine operation for consuming stored fuel vapors in evaporative canisters; for example, you may purge the evaporative canister or time a refueling event to avoid engine starting related to purging the canister. For vehicles that use combined power from the battery and the engine before the battery is fully discharged, also use this procedure to establish an all electric range by determining the distance the vehicle drives before the engine starts, rounded to the nearest mile. You may represent this as a range of values. We may approve adjustments to these procedures if they are necessary to properly characterize a vehicle's all electric range.

(ii) Use good engineering judgment to calculate the vehicle's operating distance before the fuel tank is empty when starting with a full fuel tank and a fully charged battery, consistent with the procedure and calculation specified in this paragraph (j), rounded to the nearest 10 miles.

(5) For hydrogen fuel cell vehicles, determine the vehicle's driving range in miles by multiplying the combined fuel economy described in paragraph (a) of this section by the vehicle's usable fuel storage capacity (expressed in kilograms of hydrogen), rounded to the nearest whole number.

(k) *Charge time.* For electric vehicles, determine the time it takes to fully charge the battery from a 240 volt power source to the point that the battery meets the manufacturer's end-of-charge criteria, consistent with the procedures specified in SAE J1634 (incorporated by reference in §600.011) for electric vehicles and in SAE J1711 (incorporated by reference in §600.011) for plug-in hybrid electric vehicles, as described in §600.116. This value may be more or less than the 12-hour minimum charging time specified for testing. You must alternatively specify the charge time based on a standard 120 volt power source if the vehicle cannot be charged at the higher voltage.

(l) *California-specific values.* If the Administrator determines that automobiles intended for sale in California are likely to exhibit significant differences in fuel economy or other label values from those intended for sale in other states, the Administrator will compute separate values for each class of automobiles for California and for the other states.

[76 FR 39563, July 6, 2011, as amended at 76 FR 57380, Sept. 15, 2011; 77 FR 63184, Oct. 15, 2012; 79 FR 23747, Apr. 28, 2014; 81 FR 74002, Oct. 25, 2016]

§ 600.312–08 Labeling, reporting, and recordkeeping; Administrator reviews.

(a)(1) The manufacturer shall determine label values (general and specific) using the procedures specified in subparts C and D of this part and submit the label values, and the data sufficient to calculate the label values, to the Ad-

ministrator according to the timetable specified in §600.313.

(2) Except under paragraph (a)(4) of this section, the manufacturer is not required to obtain Administrator approval of label values prior to the introduction of vehicles for sale.

(3) The label values that the manufacturer calculates and submits under paragraph (a)(1) of this section shall constitute the EPA fuel economy estimates unless the Administrator determines that they are not calculated according to the procedures specified in subparts C and D of this part.

(4) If required by the Administrator, the manufacturer shall obtain Administrator approval of label values prior to affixing labels to vehicles.

(5)(i) If at any time during the model year, any label values are determined not to be calculated according to the procedures specified in subparts C and D of this part, the Administrator shall notify the manufacturer in writing.

(ii) If the Administrator has sufficient information to enable calculation of the correct label values, this notification shall specify the correct label values which constitute the EPA Fuel Economy Estimates.

(iii) If additional information is required, the Administrator shall request such additional information and a recalculation of the label value by the manufacturer.

(6) If the Administrator determines revised label values under paragraph (a)(5) of this section are lower than the label values calculated by the manufacturer, the manufacturer shall affix the revised labels to all affected new vehicles which are unsold beginning no later than 15 calendar days after the date of notification by the Administrator.

(b)(1) The manufacturer is responsible for affixing vehicle labels that meet the format and content requirements of this subpart.

(2) The manufacturer shall retain for examination, at the Administrator's discretion, typical label formats representing all information required on the manufacturer's fuel economy labels. The information shall include the text of all required and voluntary information as well as the size and color

§ 600.313-08

of print and paper, spacing, and location of all printed information. Where the fuel economy label is incorporated with the Automobile Information Disclosure Act label, the above requirements pertain to those sections of the label concerning fuel economy labeling information.

(3) If the Administrator determines upon examination of record that the label format or content do not meet the requirements of this subpart, the Administrator may:

(i) Require the manufacturer to make specific changes in subsequent labels, and

(ii) Require such changes to be implemented on a reasonable timetable, but no sooner than 15 days from the date of notification to the manufacturer.

[49 FR 13852, Apr. 6, 1984. Redesignated at 76 FR 39558, July 6, 2011]

§ 600.313-08 Timetable for data and information submittal and review.

(a) A manufacturer shall submit to the Administrator fuel economy label values and sufficient information to determine fuel economy label values within the following time constraints (except for manufacturers designated under § 600.312(a)(4) who shall submit the information no later than thirty calendar days prior to the date the model type [vehicle] is initially offered for sale.

(1) For initial general label values, no later than five working days before the date that the model type is initially offered for sale;

(2) For specific label values, no later than five working days before any vehicles are offered for sale;

(3) For model types having label values updated because of running changes (as required under § 600.314(b)), the submission must be made at least five working days before the date of implementation of the running change.

(b) A manufacturer may not proceed with any label calculation until the data from each vehicle used in such calculation satisfies the requirements of § 600.008, except as allowed under the provisions of § 600.314-01(e) and approved by the Administrator.

(c) If the Administrator has waived any testing in paragraph (b) of this section and subsequently finds that the

40 CFR Ch. I (7-1-21 Edition)

decision to waive testing was based on an incorrect data submission or that a fuel economy offset exists (based on subsequent testing of that manufacturer's product line), the Administrator may require confirmation of the data generated by any such waived vehicle.

[64 FR 23975, May 4, 1999. Redesignated at 76 FR 39558, July 6, 2011]

§ 600.314-08 Updating label values, annual fuel cost, Gas Guzzler Tax, and range of fuel economy for comparable automobiles.

(a) The label values established in § 600.312 shall remain in effect for the model year unless updated in accordance with paragraph (b) of this section.

(b)(1) The manufacturer shall recalculate the model type fuel economy values for any model type containing base levels affected by running changes specified in § 600.507.

(2) For separate model types created in § 600.209-08(a)(2) or § 600.209-12(a)(2), the manufacturer shall recalculate the model type values for any additions or deletions of subconfigurations to the model type. Minimum data requirements specified in § 600.010(c) shall be met prior to recalculation.

(3) Label value recalculations shall be performed as follows:

(i) The manufacturer shall use updated total model year projected sales for label value recalculations.

(ii) All model year data approved by the Administrator at the time of the recalculation for that model type shall be included in the recalculation.

(iii) Using the additional data under this paragraph (b), the manufacturer shall calculate new model type city and highway values in accordance with § 600.210 except that the values shall be rounded to the nearest 0.1 mpg.

(iv) The existing label values, calculated in accordance with § 600.210, shall be rounded to the nearest 0.1 mpg.

(4)(i) If the recalculated city or highway fuel economy value in paragraph (b)(3)(iii) of this section is less than the respective city or highway value in paragraph (b)(3)(iv) of this section by 1.0 mpg or more, the manufacturer shall affix labels with the recalculated model type values (rounded to the nearest whole mpg) to all new vehicles of that model type beginning on the

day of implementation of the running change.

(ii) If the recalculated city or highway fuel economy value in paragraph (b)(3)(iii) of this section is higher than the respective city or highway value in paragraph (b)(3)(iv) of this section by 1.0 mpg or more, then the manufacturer has the option to use the recalculated values for labeling the entire model type beginning on the day of implementation of the running change.

(c) For fuel economy labels updated using recalculated fuel economy values determined in accordance with paragraph (b) of this section, the manufacturer shall concurrently update all other label information (e.g., the annual fuel cost, range of comparable vehicles and the applicability of the Gas Guzzler Tax as needed).

(d) The Administrator shall periodically update the range of fuel economies of comparable automobiles based upon all label data supplied to the Administrator.

(e) The manufacturer may request permission from the Administrator to calculate and use label values based on test data from vehicles which have not completed the Administrator-ordered confirmatory testing required under the provisions of § 600.008–08(b). If the Administrator approves such a calculation the following procedures shall be used to determine if relabeling is required after the confirmatory testing is completed.

(1) The Administrator-ordered confirmatory testing shall be completed as quickly as possible.

(2) Using the additional data under paragraph (e)(1) of this section, the manufacturer shall calculate new model type city and highway values in accordance with §§ 600.207 and 600.210 except that the values shall be rounded to the nearest 0.1 mpg.

(3) The existing label values, calculated in accordance with § 600.210, shall be rounded to the nearest 0.1 mpg.

(4) The manufacturer may need to revise fuel economy labels as follows:

(i) If the recalculated city or highway fuel economy value in paragraph (b)(3)(iii) of this section is less than the respective city or highway value in paragraph (b)(3)(iv) of this section by 0.5 mpg or more, the manufacturer

shall affix labels with the recalculated model type MPG values (rounded to the nearest whole number) to all new vehicles of that model type beginning 15 days after the completion of the confirmatory test.

(ii) If both the recalculated city or highway fuel economy value in paragraph (b)(3)(iii) of this section is less than the respective city or highway value in paragraph (b)(3)(iv) of this section by 0.1 mpg or more and the recalculated gas guzzler tax rate determined under the provisions of § 600.513–08 is larger, the manufacturer shall affix labels with the recalculated model type values and gas guzzler tax statement and rates to all new vehicles of that model type beginning 15 days after the completion of the confirmatory test.

(5) For fuel economy labels updated using recalculated fuel economy values determined in accordance with paragraph (e)(4) of this section, the manufacturer shall concurrently update all other label information (e.g., the annual fuel cost, range of comparable vehicles and the applicability of the Gas Guzzler Tax if required by Department of Treasury regulations).

[76 FR 39565, July 6, 2011]

§ 600.315–08 Classes of comparable automobiles.

(a) The Secretary will classify automobiles as passenger automobiles or light trucks (nonpassenger automobiles) in accordance with 49 CFR part 523.

(1) The Administrator will classify passenger automobiles by car line into one of the following classes based on interior volume index or seating capacity except for those passenger automobiles which the Administrator determines are most appropriately placed in a different classification or classed as special purpose vehicles as provided in paragraph (a)(3) of this section.

(i) *Two seaters*. A car line shall be classed as “Two Seater” if the majority of the vehicles in that car line have no more than two designated seating positions as such term is defined in the regulations of the National Highway Traffic Safety Administration, Department of Transportation (DOT), 49 CFR 571.3.

(ii) *Minicompact cars*. Interior volume index less than 85 cubic feet.

(iii) *Subcompact cars*. Interior volume index greater than or equal to 85 cubic feet but less than 100 cubic feet.

(iv) *Compact cars*. Interior volume index greater than or equal to 100 cubic feet but less than 110 cubic feet.

(v) *Midsize cars*. Interior volume index greater than or equal to 110 cubic feet but less than 120 cubic feet.

(vi) *Large cars*. Interior volume index greater than or equal to 120 cubic feet.

(vii) *Small station wagons*. Station wagons with interior volume index less than 130 cubic feet.

(viii) *Midsize station wagons*. Station wagons with interior volume index greater than or equal to 130 cubic feet but less than 160 cubic feet.

(ix) *Large station wagons*. Station wagons with interior volume index greater than or equal to 160 cubic feet.

(2) The Administrator will classify light trucks (nonpassenger automobiles) into the following classes: Small pickup trucks, standard pickup trucks, vans, minivans, and SUVs. Starting in the 2013 model year, SUVs will be divided between small sport utility vehicles and standard sport utility vehicles. Pickup trucks and SUVs are separated by car line on the basis of gross vehicle weight rating (GVWR). For a product line with more than one GVWR, establish the characteristic GVWR value for the product line by calculating the arithmetic average of all distinct GVWR values less than or equal to 8,500 pounds available for that product line. The Administrator may determine that specific light trucks should be most appropriately placed in a different class or in the special purpose vehicle class as provided in paragraphs (a)(3)(i) and (ii) of this section, based on the features and characteristics of the specific vehicle, consumer information provided by the manufacturer, and other information available to consumers.

(i) Small pickup trucks. Pickup trucks with a GVWR below 6,000 pounds.

(ii) Standard pickup trucks. Pickup trucks with a GVWR at or above 6,000 pounds and at or below 8,500 pounds.

(iii) Vans.

(iv) Minivans.

(v) Small sport utility vehicles. Sport utility vehicles with a GVWR below 6,000 pounds.

(vi) Standard sport utility vehicles. Sport utility vehicles with a GVWR at or above 6,000 pounds and at or below 10,000 pounds.

(3)(i) *Special purpose vehicles*. All automobiles with GVWR less than or equal to 8,500 pounds and all medium-duty passenger vehicles which possess special features and which the Administrator determines are more appropriately classified separately from typical automobiles or which do not meet the requirements of paragraphs (a)(1) and (2) of this section will be classified as special purpose vehicles. For example, the Administrator may determine that advanced technology vehicles (such as battery electric vehicles, fuel cell vehicles, plug-in hybrid electric vehicles and vehicles equipped with hydrogen internal combustion engines) should be appropriately classified as a type of “special purpose vehicle.” The Administrator may determine appropriate names for such types of special purpose vehicles, different from the name “special purpose vehicle.”

(ii) All automobiles which possess features that could apply to two classes will be classified by the Administrator based on the Administrator’s judgment on which class of vehicles consumers are more likely to make comparisons.

(4) Once a certain car line is classified by the Administrator, the classification will remain in effect for the model year.

(b) *Interior volume index—passenger automobiles*. (1) The interior volume index shall be calculated for each car line which is not a “two seater” car line, in cubic feet rounded to the nearest 0.1 cubic foot. For car lines with more than one body style, the interior volume index for the car line is the arithmetic average of the interior volume indexes of each body style in the car line.

(2) For all body styles except station wagons and hatchbacks with more than one seat (e.g., with a second or third seat) equipped with seatbelts as required by DOT safety regulations, interior volume index is the sum, rounded to the nearest 0.1 cubic feet, of the

front seat volume, the rear seat volume(s), if applicable, and the luggage capacity.

(3) For all station wagons and hatchbacks with more than one seat (e.g., with a second or third seat) equipped with seatbelts as required by DOT safety regulations, interior volume index is the sum, rounded to the nearest 0.1 cubic feet, of the front seat volume, the rear seat volume, and the cargo volume index.

(c) All interior and cargo dimensions are measured in inches to the nearest 0.1 inch. All dimensions and volumes shall be determined from the base vehicles of each body style in each car line, and do not include optional equipment. The dimensions H61, W3, W5, L34, H63, W4, W6, L51, H201, L205, L210, L211, H198, W201, and volume V1 are to be determined in accordance with the procedures outlined in Motor Vehicle Dimensions SAE 1100a (incorporated by reference in § 600.011), except as follows:

(1) *SAE J1100a(2.3)—Cargo dimensions.* All dimensions are measured with the front seat positioned the same as for the interior dimensions and the second seat, for the station wagons and hatchbacks, in the upright position. All head restraints shall be in the stowed position and considered part of the seat.

(2) *SAE J1100a(8)—Luggage capacity.* Total of columns of individual pieces of standard luggage set plus H boxes stowed in the luggage compartment in accordance with the procedure described in 8.2. For passenger automobiles with no rear seat or with two rear seats with no rear seatbelts, the luggage compartment shall include the area to the rear of the front seat, with the rear seat (if applicable) folded, to the height of a horizontal plane tangent to the top of the front seatback.

(3) *SAE J1100a(7)—Cargo dimensions.* (i) L210—Cargo length at second seatback height-hatchback. The minimum horizontal dimension from the “X” plane tangent to the rearmost surface of the second seatback to the inside limiting interference of the hatchback door on the zero “Y” plane.

(ii) L211—Cargo length at floor-second-hatchback. The minimum horizontal dimensions at floor level from the rear of the second seatback to the normal lim-

iting interference of the hatchback door on the vehicle zero “Y” plane.

(iii) *H198—Second seatback to load floor height.* The dimension measured vertically from the horizontal tangent to the top of the second seatback to the undeformed floor covering.

(d) The front seat volume is calculated in cubic feet by dividing 1,728 into the product of three terms listed below and rounding the quotient to the nearest 0.001 cubic feet:

(1) *H61—Effective head room-front.* (In inches, obtained according to paragraph (c) of this section),

(2)(i) $(W3 + W5 + 5)/2$ —Average of shoulder and hip room-front, if hip room is more than 5 inches less than shoulder room. (In inches, W3 and W5 are obtained according to paragraph (c) of this section), or

(ii) W3—Shoulder room-front, if hip room is not more than 5 inches less than shoulder room. (In inches, W3 is obtained according to paragraph (c) of this section), and

(3) *L34—Maximum effective leg room-accelerator.* (In inches, obtained according to paragraph (c) of this section.) Round the quotient to the nearest 0.001 cubic feet.

(e) The rear seat volume is calculated in cubic feet, for vehicles with a rear seat equipped with rear seat belts (as required by DOT), by dividing 1,728 into the product of three terms listed below and rounding the quotient to the nearest 0.001 cubic feet:

(1) *H63—Effective head room-second.* (Inches obtained according to paragraph (c) of this section),

(2)(i) $(W4 + W6 + 5)/2$ —Average of shoulder and hip room-second, if hip room is more than 5 inches less than shoulder room. (In inches, W4 and W6 are obtained according to paragraph (c) of this section), or

(ii) W4—Shoulder room-second, if hip room is not more than 5 inches less than shoulder room. (In inches, W4 is obtained according to paragraph (c) of this section), and

(3) *L51—Minimum effective leg room-second.* (In inches obtained according to paragraph (c) of this section.)

(f) The luggage capacity is V1, the usable luggage capacity obtained according to paragraph (c) of this section. For passenger automobiles with no rear

seat or with a rear seat but no rear seat belts, the area to the rear of the front seat shall be included in the determination of V1, usable luggage capacity, as outlined in paragraph (c) of this section.

(g) *Cargo volume index.* (1) For station wagons the cargo volume index V10 is calculated, in cubic feet, by dividing 1,728 into the product of three terms and rounding the quotient to the nearest 0.001 cubic feet:

(i) Average cargo width, which is the arithmetic average of:

(A) W4—Shoulder room-second (in inches obtained according to paragraph (c) of this section); and

(B) W201—Cargo width-wheelhouse (in inches obtained according to paragraph (c) of this section).

(ii) *H201—Cargo height.* (In inches obtained according to paragraph (c) of this section.)

(iii) *L205—Cargo length at belt-second.* (In inches obtained according to paragraph (c) of this section.)

(2) For hatchbacks, the cargo volume index V11 is calculated, in cubic feet, by dividing 1,728 into the product of three terms and rounding the quotient to the nearest 0.001 cubic foot:

(i) Average cargo length, which is the arithmetic average of:

(A) L210—Cargo length at second seatback height-hatchback. (In inches obtained according to paragraph (c) of this section);

(B) L211—Cargo length at floor-second-hatchback. (In inches obtained according to paragraph (c) of this section);

(ii) W4—Shoulder room-second. (In inches obtained according to paragraph (c) of this section);

(iii) H198—Second seatback to load floor height. (In inches obtained according to paragraph (c) of this section.)

(h) The following data must be submitted to the Administrator no later than the time of a general label request. Data shall be included for each body style in the car line covered by that general label.

(1) For all passenger automobiles:

(i) Dimensions H61, W3, L34 determined in accordance with paragraph (c) of this section.

(ii) Front seat volume determined in accordance with paragraph (d) of this section.

(iii) Dimensions H63, W4, L51 (if applicable) determined in accordance with paragraph (c) of this section.

(iv) Rear seat volume (if applicable) determined in accordance with paragraph (e) of this section.

(v) The interior volume index determined in accordance with paragraph (b) of this section for:

(A) Each body style, and

(B) The car line.

(vi) The class of the car line as determined in paragraph (a) of this section.

(2) For all passenger automobiles except station wagons and hatchbacks with more than one seat (e.g., with a second or third seat) equipped with seat belts as required by DOT safety regulations:

(i) The quantity and letter designation of the pieces of the standard luggage set installed in the vehicle in the determination of usable luggage capacity V1, and

(ii) The usable luggage capacity V1, determined in accordance with paragraph (f) of this section.

(3) For station wagons with more than one seat (e.g., with a second or third seat) equipped with seat belts as required by DOT safety regulations:

(i) The dimensions H201, L205, and W201 determined in accordance with paragraph (c) of this section, and

(ii) The cargo volume index V10 determined in accordance with paragraph (g)(1) of this section.

(4) For hatchbacks with more than one seat (e.g., with a second or third seat) equipped with seat belts as required by DOT safety regulations:

(i) The dimensions L210, L211, and H198 determined in accordance with paragraph (c) of this section.

(ii) The cargo volume index V11 determined in accordance with paragraph (g)(2) of this section.

(5) For pickup trucks:

(i) All GVWR's of less than or equal to 8,500 pounds available in the car line.

(ii) The arithmetic average GVWR for the car line.

[71 FR 77952, Dec. 27, 2006; 72 FR 7921, Feb. 21, 2007, as amended at 74 FR 61552, Nov. 25, 2009; 76 FR 39566, July 6, 2011]

Environmental Protection Agency

§ 600.502

§ 600.316–08 Multistage manufacture.

Where more than one person is the manufacturer of a vehicle, the final stage manufacturer (as defined in 49 CFR 529.3) is treated as the vehicle manufacturer for purposes of compliance with this subpart.

[76 FR 39566, July 6, 2011]

Subpart E—Dealer Availability of Fuel Economy Information

SOURCE: 41 FR 49764, Nov. 10, 1976, unless otherwise noted.

§ 600.405–08 Dealer requirements.

(a) Each dealer shall prominently display at each location where new automobiles are offered for sale a copy of the annual Fuel Economy Guide containing the information specified in § 600.407. The Fuel Economy Guide may be made available either in hard copy or electronically via an on-site computer available for prospective purchasers to view and print as desired. The dealer shall provide this information without charge. The dealer will be expected to make this information available as soon as it is received by the dealer, but in no case later than 15 working days after notification is given of its availability. The Department of Energy will annually notify dealers of the availability of the information with instructions on how to obtain it either electronically or in hard copy.

(b) The dealer shall display the Fuel Economy Guide, or a notice of where the customer can electronically access the Fuel Economy Guide, in the same manner and in each location used to display brochures describing the automobiles offered for sale by the dealer. The notice shall include a link to the official Web site where this information is contained (<http://www.fueleconomy.gov>.)

(c) The dealer shall display the booklet applicable to each model year automobile offered for sale at the location.

[71 FR 77954, Dec. 27, 2006]

§ 600.407–08 Booklets displayed by dealers.

(a) Booklets displayed by dealers in order to fulfill the obligations of § 600.405 may be either

(1) The printed copy of the annual Fuel Economy Guide published by the Department of Energy, or;

(2) Optionally, dealers may display the Fuel Economy Guide on a computer that is linked to the electronic version of the Fuel Economy Guide (available at <http://www.fueleconomy.gov>), or;

(3) A booklet approved by the Administrator of EPA containing the same information, format, and order as the Fuel Economy Guide published by the Department of Energy. Such a booklet may highlight the dealer's product line by contrasting color of ink or boldface type and may include other supplemental information regarding the dealer's product line subject to approval by the Administrator.

(b) A manufacturer's name and logo or a dealer's name and address or both may appear on the back cover of the hard copies of the Fuel Economy Guide.

[71 FR 77954, Dec. 27, 2006]

Subpart F—Procedures for Determining Manufacturer's Average Fuel Economy and Manufacturer's Average Carbon-Related Exhaust Emissions

AUTHORITY: Sec. 301, Pub. L. 94–163, 89 Stat. 901 (15 U.S.C. 2001, 2003, 2005, 2006).

SOURCE: 42 FR 45662, Sept. 12, 1977, unless otherwise noted.

§ 600.502 Definitions.

The following definitions apply to this subpart in addition to those in § 600.002:

(a) The *Declared value* of imported components shall be:

(1) The value at which components are declared by the importer to the U.S. Customs Service at the date of entry into the customs territory of the United States; or

(2) With respect to imports into Canada, the declared value of such components as if they were declared as imports into the United States at the date of entry into Canada; or

(3) With respect to imports into Mexico, the declared value of such components as if they were declared as imports into the United States at the date of entry into Mexico.

(b) *Cost of production of a car line* shall mean the aggregate of the products of:

(1) The average U.S. dealer wholesale price for such car line as computed from each official dealer price list effective during the course of a model year, and

(2) The number of automobiles within the car line produced during the part of the model year that the price list was in effect.

(c) *Equivalent petroleum-based fuel economy value* means a number representing the average number of miles traveled by an electric vehicle per gallon of gasoline.

[76 FR 39567, July 6, 2011]

§ 600.507-12 Running change data requirements.

(a) Except as specified in paragraph (d) of this section, the manufacturer shall submit additional running change fuel economy and carbon-related exhaust emissions data as specified in paragraph (b) of this section for any running change approved or implemented under § 86.1842 of this chapter, which:

(1) Creates a new base level or,

(2) Affects an existing base level by:

(i) Adding an axle ratio which is at least 10 percent larger (or, optionally, 10 percent smaller) than the largest axle ratio tested.

(ii) Increasing (or, optionally, decreasing) the road-load horsepower for a subconfiguration by 10 percent or more for the individual running change or, when considered cumulatively, since original certification (for each cumulative 10 percent increase using the originally certified road-load horsepower as a base).

(iii) Adding a new subconfiguration by increasing (or, optionally, decreasing) the equivalent test weight for any

previously tested subconfiguration in the base level.

(iv) Revising the calibration of an electric vehicle, fuel cell vehicle, hybrid electric vehicle, plug-in hybrid electric vehicle or other advanced technology vehicle in such a way that the city or highway fuel economy of the vehicle (or the energy consumption of the vehicle, as may be applicable) is expected to become less fuel efficient (or optionally, more fuel efficient) by 4.0 percent or more as compared to the original fuel economy label values for fuel economy and/or energy consumption, as applicable.

(b)(1) The additional running change fuel economy and carbon-related exhaust emissions data requirement in paragraph (a) of this section will be determined based on the sales of the vehicle configurations in the created or affected base level(s) as updated at the time of running change approval.

(2) Within each newly created base level as specified in paragraph (a)(1) of this section, the manufacturer shall submit data from the highest projected total model year sales subconfiguration within the highest projected total model year sales configuration in the base level.

(3) Within each base level affected by a running change as specified in paragraph (a)(2) of this section, fuel economy and carbon-related exhaust emissions data shall be submitted for the vehicle configuration created or affected by the running change which has the highest total model year projected sales. The test vehicle shall be of the subconfiguration created by the running change which has the highest projected total model year sales within the applicable vehicle configuration.

(c) The manufacturer shall submit the fuel economy data required by this section to the Administrator in accordance with § 600.314.

(d) For those model types created under § 600.208-12(a)(2), the manufacturer shall submit fuel economy and carbon-related exhaust emissions data for each subconfiguration added by a running change.

[75 FR 25713, May 7, 2010, as amended at 76 FR 39567, July 6, 2011]

§ 600.509-12 Voluntary submission of additional data.

(a) The manufacturer may optionally submit data in addition to the data required by the Administrator.

(b) Additional fuel economy and carbon-related exhaust emissions data may be submitted by the manufacturer for any vehicle configuration which is to be tested as required in § 600.507 or for which fuel economy and carbon-related exhaust emissions data were previously submitted under paragraph (c) of this section.

(c) Within a base level, additional fuel economy and carbon-related exhaust emissions data may be submitted by the manufacturer for any vehicle configuration which is not required to be tested by § 600.507.

[75 FR 25713, May 7, 2010]

§ 600.510-12 Calculation of average fuel economy and average carbon-related exhaust emissions.

(a)(1) Average fuel economy will be calculated to the nearest 0.1 mpg for the categories of automobiles identified in this section, and the results of such calculations will be reported to the Secretary of Transportation for use in determining compliance with the applicable fuel economy standards.

(i) An average fuel economy calculation will be made for the category of passenger automobiles as determined by the Secretary of Transportation. For example, categories may include, but are not limited to domestically manufactured and/or non-domestically manufactured passenger automobiles as determined by the Secretary of Transportation.

(ii) [Reserved]

(iii) An average fuel economy calculation will be made for the category of trucks as determined by the Secretary of Transportation. For example, categories may include, but are not limited to domestically manufactured trucks, non-domestically manufactured trucks, light-duty trucks, medium-duty passenger vehicles, and/or heavy-duty trucks as determined by the Secretary of Transportation.

(iv) [Reserved]

(2) Average carbon-related exhaust emissions will be calculated to the nearest one gram per mile for the cat-

egories of automobiles identified in this section, and the results of such calculations will be reported to the Administrator for use in determining compliance with the applicable CO₂ emission standards.

(i) An average carbon-related exhaust emissions calculation will be made for passenger automobiles.

(ii) An average carbon-related exhaust emissions calculation will be made for light trucks.

(b) For the purpose of calculating average fuel economy under paragraph (c) of this section and for the purpose of calculating average carbon-related exhaust emissions under paragraph (j) of this section:

(1) All fuel economy and carbon-related exhaust emissions data submitted in accordance with § 600.006(e) or § 600.512(c) shall be used.

(2) The combined city/highway fuel economy and carbon-related exhaust emission values will be calculated for each model type in accordance with § 600.208 except that:

(i) Separate fuel economy values will be calculated for model types and base levels associated with car lines for each category of passenger automobiles and light trucks as determined by the Secretary of Transportation pursuant to paragraph (a)(1) of this section.

(ii) Total model year production data, as required by this subpart, will be used instead of sales projections;

(iii) [Reserved]

(iv) The fuel economy value will be rounded to the nearest 0.1 mpg;

(v) The carbon-related exhaust emission value will be rounded to the nearest gram per mile; and

(vi) At the manufacturer's option, those vehicle configurations that are self-compensating to altitude changes may be separated by sales into high-altitude sales categories and low-altitude sales categories. These separate sales categories may then be treated (only for the purpose of this section) as separate configurations in accordance with the procedure of § 600.208-12(a)(4)(ii).

(3) The fuel economy and carbon-related exhaust emission values for each vehicle configuration are the combined

fuel economy and carbon-related exhaust emissions calculated according to § 600.206-12(a)(3) except that:

(i) Separate fuel economy values will be calculated for vehicle configurations associated with car lines for each category of passenger automobiles and light trucks as determined by the Secretary of Transportation pursuant to paragraph (a)(1) of this section.

(ii) Total model year production data, as required by this subpart will be used instead of sales projections; and

(iii) [Reserved]

(4) Emergency vehicles may be excluded from the fleet average carbon-related exhaust emission calculations described in paragraph (j) of this section. The manufacturer should notify the Administrator that they are making such an election in the model year reports required under § 600.512 of this

chapter. Such vehicles should be excluded from both the calculation of the fleet average standard for a manufacturer under 40 CFR 86.1818-12(c)(4) and from the calculation of the fleet average carbon-related exhaust emissions in paragraph (j) of this section.

(c)(1) Average fuel economy shall be calculated as follows:

(i) Except as allowed in paragraph (d) of this section, the average fuel economy for the model years before 2017 will be calculated individually for each category identified in paragraph (a)(1) of this according to the provisions of paragraph (c)(2) of this section.

(ii) Except as permitted in paragraph (d) of this section, the average fuel economy for the 2017 and later model years will be calculated individually for each category identified in paragraph (a)(1) of this section using the following equation:

$$\text{Average MPG} = \frac{1}{\left[\frac{1}{\text{MPG}} - (\text{FCIV}_{\text{AC}} + \text{FCIV}_{\text{OC}} + \text{FCIV}_{\text{PU}}) \right]}$$

Where:

Average MPG = the fleet average fuel economy for a category of vehicles;

MPG = the average fuel economy for a category of vehicles determined according to paragraph (h) of this section;

FCIV_{AC} = Air conditioning fuel economy credits for a category of vehicles, in gallons per mile, determined according to paragraph (c)(3)(i) of this section;

FCIV_{OC} = Off-cycle technology fuel economy credits for a category of vehicles, in gallons per mile, determined according to paragraph (c)(3)(ii) of this section; and

FCIV_{PU} = Pickup truck fuel economy credits for the light truck category, in gallons per mile, determined according to paragraph (c)(3)(iii) of this section.

(2) Divide the total production volume of that category of automobiles by a sum of terms, each of which corresponds to a model type within that category of automobiles and is a fraction determined by dividing the number of automobiles of that model type produced by the manufacturer in the model year by:

(i) For gasoline-fueled and diesel-fueled model types, the fuel economy

calculated for that model type in accordance with paragraph (b)(2) of this section; or

(ii) For alcohol-fueled model types, the fuel economy value calculated for that model type in accordance with paragraph (b)(2) of this section divided by 0.15 and rounded to the nearest 0.1 mpg; or

(iii) For natural gas-fueled model types, the fuel economy value calculated for that model type in accordance with paragraph (b)(2) of this section divided by 0.15 and rounded to the nearest 0.1 mpg; or

(iv) For alcohol dual fuel model types, for model years 1993 through 2019, the harmonic average of the following two terms; the result rounded to the nearest 0.1 mpg:

(A) The combined model type fuel economy value for operation on gasoline or diesel fuel as determined in § 600.208-12(b)(5)(i); and

(B) The combined model type fuel economy value for operation on alcohol fuel as determined in § 600.208-12(b)(5)(ii) divided by 0.15 provided the

Environmental Protection Agency

§ 600.510–12

requirements of paragraph (g) of this section are met; or

(v) For alcohol dual fuel model types, for model years after 2019, the com-

bined model type fuel economy determined according to the following equation and rounded to the nearest 0.1 mpg:

$$MPG = \left(\frac{F}{MPG_A} + \frac{(1 - F)}{MPG_G} \right)^{-1}$$

Where:

F = 0.00 unless otherwise approved by the Administrator according to the provisions of paragraph (k) of this section;

MPG_A = The combined model type fuel economy for operation on alcohol fuel as determined in § 600.208–12(b)(5)(ii) divided by 0.15 provided the requirements of paragraph (g) of this section are met; and

MPG_G = The combined model type fuel economy for operation on gasoline or diesel fuel as determined in § 600.208–12(b)(5)(i).

(vi) For natural gas dual fuel model types, for model years 1993 through 2016, and optionally for 2021 and later model years, the harmonic average of the following two terms; the result rounded to the nearest 0.1 mpg:

(A) The combined model type fuel economy value for operation on gasoline or diesel as determined in § 600.208–12(b)(5)(i); and

(B) The combined model type fuel economy value for operation on natural gas as determined in § 600.208–12(b)(5)(ii) divided by 0.15 provided the requirements of paragraph (g) of this section are met; or

(vii) This paragraph (c)(2)(vii) applies to model year 2017 through 2020 natural gas dual fuel model types. Model year 2021 and later natural gas dual fuel model types may use the provisions of paragraph (c)(2)(vi) of this section or this paragraph (c)(2)(vii).

(A) For natural gas dual fuel model types, for model years after 2016, the combined model type fuel economy determined according to the following formula and rounded to the nearest 0.1 mpg:

$$MPG = \left(\frac{UF}{MPG_{CNG}} + \frac{(1 - UF)}{MPG_G} \right)^{-1}$$

Where:

MPG_{CNG} = The combined model type fuel economy for operation on natural gas as determined in § 600.208–12(b)(5)(ii) divided by 0.15 provided the requirements of paragraph (g) of this section are met; and

MPG_G = The combined model type fuel economy for operation on gasoline or diesel fuel as determined in § 600.208–12(b)(5)(i).

UF = A Utility Factor (UF) value selected from the following table based on the driving range of the vehicle while operating on natural gas, except for natural gas dual fuel vehicles that do not meet the criteria in paragraph (c)(2)(vii)(B) the Utility Factor shall be 0.5. Determine the vehicle's driving range in miles by multiplying the combined fuel economy as determined in § 600.208–12(b)(5)(ii) by the ve-

hicle's usable fuel storage capacity (as defined at § 600.002 and expressed in gasoline gallon equivalents), and rounding to the nearest 10 miles.

Driving range (miles)	UF
10	0.228
20	0.397
30	0.523
40	0.617
50	0.689
60	0.743
70	0.785
80	0.818
90	0.844
100	0.865
110	0.882
120	0.896
130	0.907

Driving range (miles)	UF
140	0.917
150	0.925
160	0.932
170	0.939
180	0.944
190	0.949
200	0.954
210	0.958
220	0.962
230	0.965
240	0.968
250	0.971
260	0.973
270	0.976
280	0.978
290	0.980
300	0.981

(B) Model year 2017 through 2020 natural gas dual fuel model types must meet the following criteria to qualify

for use of a Utility Factor greater than 0.5:

(1) The driving range using natural gas must be at least two times the driving range using gasoline.

(2) The natural gas dual fuel vehicle must be designed such that gasoline is used only when the natural gas tank is effectively empty, except for limited use of gasoline that may be required to initiate combustion.

(3) *Fuel consumption improvement.* Calculate the separate air conditioning, off-cycle, and pickup truck fuel consumption improvement as follows:

(i) Air conditioning fuel consumption improvement values are calculated separately for each category identified in paragraph (a)(1) of this section using the following equation:

$$FCIV_{AC} \text{ (gal/mi)} = \frac{(ACCredit \times 1,000,000)}{(VLM \times Production \times 8887)}$$

Where:

$FCIV_{AC}$ = the fleet production-weighted total value of air conditioning efficiency credits (fuel consumption improvement value) for all air conditioning systems in the applicable fleet, expressed in gallons per mile;

$ACCredit$ = the total of all air conditioning efficiency credits for the applicable vehicle category, in megagrams, from 40 CFR 86.1868-12(c), and rounded to the nearest whole number;

VLM = vehicle lifetime miles, which for passenger automobiles shall be 195,264 and for light trucks shall be 225,865; and

Production = the total production volume for the applicable category of vehicles.

(ii) Off-cycle technology fuel consumption improvement values are calculated separately for each category identified in paragraph (a)(1) of this section using the following equation:

$$FCIV_{OC} \text{ (gal/mi)} = \frac{(OCCredit \times 1,000,000)}{(VLM \times Production \times 8887)}$$

Where:

$FCIV_{OC}$ = the fleet production-weighted total value of off-cycle technology credits (fuel consumption improvement value) for all off-cycle technologies in the applicable fleet, expressed in gallons per mile;

$OCCredit$ = the total of all off-cycle technology credits for the applicable vehicle category, in megagrams, from 40 CFR 86.1869-12(e), and rounded to the nearest whole number;

VLM = vehicle lifetime miles, which for passenger automobiles shall be 195,264 and for light trucks shall be 225,865; and

Production = the total production volume for the applicable category of vehicles.

(iii) Full size pickup truck fuel consumption improvement values are calculated for the light truck category identified in paragraph (a)(1) of this section using the following equation:

$$FCIV_{PU} \text{ (gal/mi)} = \frac{(PUCredit \times 1,000,000)}{(225,865 \times Production \times 8887)}$$

Where:

FCIV_{PU} = the fleet production-weighted total value of full size pickup truck credits (fuel consumption improvement value) for the light truck fleet, expressed in gallons per mile;

PUCredit = the total of all full size pickup truck credits, in megagrams, from 40 CFR 86.1870-12(c), and rounded to the nearest whole number; and

Production = the total production volume for the light truck category.

(d) The Administrator may approve alternative calculation methods if they are part of an approved credit plan under the provisions of 15 U.S.C. 2003.

(e) For passenger automobile categories identified in paragraph (a)(1) of this section, the average fuel economy calculated in accordance with paragraph (c) of this section shall be adjusted using the following equation:

$$AFE_{adj} = AFE[(0.55 \times a \times c) + (0.45 \times c) + (0.5556 \times a) + 0.4487]/[(0.55 \times a) + 0.45] + IW$$

Where:

AFE_{adj} = Adjusted average combined fuel economy, rounded to the nearest 0.1 mpg;

AFE = Average combined fuel economy as calculated in paragraph (c) of this section, rounded to the nearest 0.0001 mpg;

a = Sales-weight average (rounded to the nearest 0.0001 mpg) of all model type highway fuel economy values (rounded to the nearest 0.1 mpg) divided by the sales-weighted average (rounded to the nearest 0.0001 mpg) of all model type city fuel economy values (rounded to the nearest 0.1 mpg). The quotient shall be rounded to 4 decimal places. These average fuel economies shall be determined using the methodology of paragraph (c) of this section.

c = 0.0014;

$$IW = (9.2917 \times 10^{-3} \times SF_{3IWC} \times FE_{3IWC}) - (3.5123 \times 10^{-3} \times SF_{4ETW} \times FE_{4IWC}).$$

NOTE: Any calculated value of IW less than zero shall be set equal to zero.

SF_{3IWC} = The 3000 lb. inertia weight class sales divided by total sales. The quotient shall be rounded to 4 decimal places.

SF_{4ETW} = The 4000 lb. equivalent test weight category sales divided by total sales. The quotient shall be rounded to 4 decimal places.

FE_{4IWC} = The sales-weighted average combined fuel economy of all 3000 lb. inertia

weight class base levels in the compliance category. Round the result to the nearest 0.0001 mpg.

FE_{4IWC} = The sales-weighted average combined fuel economy of all 4000 lb. inertia weight class base levels in the compliance category. Round the result to the nearest 0.0001 mpg.

(f) The Administrator shall calculate and apply additional average fuel economy adjustments if, after notice and opportunity for comment, the Administrator determines that, as a result of test procedure changes not previously considered, such correction is necessary to yield fuel economy test results that are comparable to those obtained under the 1975 test procedures. In making such determinations, the Administrator must find that:

(1) A directional change in measured fuel economy of an average vehicle can be predicted from a revision to the test procedures;

(2) The magnitude of the change in measured fuel economy for any vehicle or fleet of vehicles caused by a revision to the test procedures is quantifiable from theoretical calculations or best available test data;

(3) The impact of a change on average fuel economy is not due to eliminating the ability of manufacturers to take advantage of flexibility within the existing test procedures to gain measured improvements in fuel economy which are not the result of actual improvements in the fuel economy of production vehicles;

(4) The impact of a change on average fuel economy is not solely due to a greater ability of manufacturers to reflect in average fuel economy those design changes expected to have comparable effects on in-use fuel economy;

(5) The test procedure change is required by EPA or is a change initiated by EPA in its laboratory and is not a change implemented solely by a manufacturer in its own laboratory.

(g)(1) Dual fuel automobiles must provide equal or greater energy efficiency while operating on the alternative fuel as while operating on gasoline or diesel fuel to obtain the CAFE credit determined in paragraphs (c)(2)(iv) and (v) of this section or to obtain the carbon-related exhaust emissions credit determined in paragraphs (j)(2)(ii) and (iii) of this section. The following equation must hold true:

$$E_{alt}/E_{pet} \geq 1$$

Where:

E_{alt} = $[FE_{alt}/(NHV_{alt} \times D_{alt})] \times 10^6$ = energy efficiency while operating on alternative fuel rounded to the nearest 0.01 miles/million BTU.

E_{pet} = $[FE_{pet}/(NHV_{pet} \times D_{pet})] \times 10^6$ = energy efficiency while operating on gasoline or diesel (petroleum) fuel rounded to the nearest 0.01 miles/million BTU.

FE_{alt} is the fuel economy [miles/gallon for liquid fuels or miles/100 standard cubic feet for gaseous fuels] while operated on the alternative fuel as determined in § 600.113-12(a) and (b).

FE_{pet} is the fuel economy [miles/gallon] while operated on petroleum fuel (gasoline or diesel) as determined in § 600.113-12(a) and (b).

NHV_{alt} is the net (lower) heating value [BTU/lb] of the alternative fuel.

NHV_{pet} is the net (lower) heating value [BTU/lb] of the petroleum fuel.

D_{alt} is the density [lb/gallon for liquid fuels or lb/100 standard cubic feet for gaseous fuels] of the alternative fuel.

D_{pet} is the density [lb/gallon] of the petroleum fuel.

(i) The equation must hold true for both the FTP city and HFET highway fuel economy values for each test of each test vehicle.

(ii)(A) The net heating value for alcohol fuels shall be premeasured using a test method which has been approved in advance by the Administrator.

(B) The density for alcohol fuels shall be premeasured using ASTM D 1298 (incorporated by reference at § 600.011).

(iii) The net heating value and density of gasoline are to be determined by the manufacturer in accordance with § 600.113.

(2) [Reserved]

(3) Dual fuel passenger automobiles manufactured during model years 1993 through 2019 must meet the minimum driving range requirements established by the Secretary of Transportation (49 CFR part 538) to obtain the CAFE cred-

it determined in paragraphs (c)(2)(iv) and (v) of this section.

(h) The increase in average fuel economy determined in paragraph (c) of this section attributable to dual fueled automobiles is subject to a maximum value through model year 2019 that applies separately to each category of automobile specified in paragraph (a)(1) of this section. The increase in average fuel economy attributable to vehicles fueled by electricity or, for model years 2016 and later, by compressed natural gas, is not subject to a maximum value. The increase in average fuel economy attributable to alcohol dual fuel model types calculated under paragraph (c)(2)(v) of this section is also not subject to a maximum value. The following maximum values apply under this paragraph (h):

Model year	Maximum increase (mpg)
1993-2014	1.2
2015	1.0
2016	0.8
2017	0.6
2018	0.4
2019	0.2

(1) The Administrator shall calculate the increase in average fuel economy to determine if the maximum increase provided in this paragraph (h) has been reached. The Administrator shall calculate the increase in average fuel economy for each category of automobiles specified in paragraph (a)(1) of this section by subtracting the average fuel economy values calculated in accordance with this section, assuming all alcohol dual fueled automobiles subject to the provisions of paragraph (c)(2)(iv) of this section are operated exclusively on gasoline (or diesel fuel), from the average fuel economy values determined in paragraph (c) of this section. The difference is limited to the maximum increase specified in this paragraph (h).

(2) [Reserved]

(i) For model years 2012 through 2015, and for each category of automobile identified in paragraph (a)(1) of this section, the maximum decrease in average carbon-related exhaust emissions determined in paragraph (j) of this section attributable to alcohol dual fuel automobiles and natural gas dual fuel

automobiles shall be calculated using the following formula, and rounded to the nearest tenth of a gram per mile:

$$\text{Maximum Decrease} = \frac{8887}{\left[\frac{8887}{\text{FltAvg}} - \text{MPG}_{\text{MAX}} \right]} - \text{FltAvg}$$

Where:

FltAvg = The fleet average CREE value in grams per mile, rounded to the nearest whole number, for passenger automobiles or light trucks determined for the applicable model year according to paragraph (j) of this section, except by assuming all alcohol dual fuel and natural gas dual fuel automobiles are operated exclusively on gasoline (or diesel) fuel. For the purposes of these calculations, the values for natural gas dual fuel automobiles using the optional Utility Factor approach in paragraph (j)(2)(vii) of this section shall not be the gasoline CREE values, but the CREE values determined in paragraph (j)(2)(vii) of this section.

MPG_{MAX} = The maximum increase in miles per gallon determined for the appropriate model year in paragraph (h) of this section.

(1) The Administrator shall calculate the decrease in average carbon-related exhaust emissions to determine if the maximum decrease provided in this paragraph (i) has been reached. The Administrator shall calculate the average carbon-related exhaust emissions for each category of automobiles specified in paragraph (a) of this section by subtracting the average carbon-related exhaust emission values determined in paragraph (j) of this section from the average carbon-related exhaust emission values calculated in accordance with this section by assuming all alcohol dual fuel and natural gas dual fuel automobiles are operated exclusively on gasoline (or diesel) fuel. For the purposes of these calculations, the values for natural gas dual fuel automobiles using the optional Utility Factor approach in paragraph (j)(2)(vii) of this section shall not be the gasoline CREE values, but the CREE values determined in paragraph (j)(2)(vii) of this section. The difference is limited to the maximum decrease specified in paragraph (i) of this section.

(2) [Reserved]

(j) The average carbon-related exhaust emissions will be calculated individually for each category identified in paragraph (a)(1) of this section as follows:

(1) Divide the total production volume of that category of automobiles into:

(2) A sum of terms, each of which corresponds to a model type within that category of automobiles and is a product determined by multiplying the number of automobiles of that model type produced by the manufacturer in the model year by:

(i) For gasoline-fueled and diesel-fueled model types, the carbon-related exhaust emissions value calculated for that model type in accordance with paragraph (b)(2) of this section; or

(ii)(A) For alcohol-fueled model types, for model years 2012 through 2015, the carbon-related exhaust emissions value calculated for that model type in accordance with paragraph (b)(2) of this section multiplied by 0.15 and rounded to the nearest gram per mile, except that manufacturers complying with the fleet averaging option for N₂O and CH₄ as allowed under §86.1818 of this chapter must perform this calculation such that N₂O and CH₄ values are not multiplied by 0.15; or

(B) For alcohol-fueled model types, for model years 2016 and later, the carbon-related exhaust emissions value calculated for that model type in accordance with paragraph (b)(2) of this section; or

(iii)(A) For natural gas-fueled model types, for model years 2012 through 2015, the carbon-related exhaust emissions value calculated for that model type in accordance with paragraph (b)(2) of this section multiplied by 0.15 and rounded to the nearest gram per

mile, except that manufacturers complying with the fleet averaging option for N₂O and CH₄ as allowed under § 86.1818 of this chapter must perform this calculation such that N₂O and CH₄ values are not multiplied by 0.15; or

(B) For natural gas-fueled model types, for model years 2016 and later, the carbon-related exhaust emissions value calculated for that model type in accordance with paragraph (b)(2) of this section; or

(iv) For alcohol dual fuel model types, for model years 2012 through 2015, the arithmetic average of the following two terms, the result rounded to the nearest gram per mile:

(A) The combined model type carbon-related exhaust emissions value for operation on gasoline or diesel fuel as determined in § 600.208-12(b)(5)(i); and

(B) The combined model type carbon-related exhaust emissions value for operation on alcohol fuel as determined in § 600.208-12(b)(5)(ii) multiplied by 0.15 provided the requirements of paragraph (g) of this section are met, except that manufacturers complying with the fleet averaging option for N₂O and CH₄ as allowed under § 86.1818 of this chapter must perform this calculation such that N₂O and CH₄ values are not multiplied by 0.15; or

(v) For natural gas dual fuel model types, for model years 2012 through 2015, and optionally for 2021 and later model years, the arithmetic average of the following two terms; the result rounded to the nearest gram per mile:

(A) The combined model type carbon-related exhaust emissions value for operation on gasoline or diesel as determined in § 600.208-12(b)(5)(i); and

(B) The combined model type carbon-related exhaust emissions value for operation on natural gas as determined in § 600.208-12(b)(5)(ii) multiplied by 0.15 provided the requirements of paragraph (g) of this section are met, except that manufacturers complying with the fleet averaging option for N₂O and CH₄ as allowed under § 86.1818 of this chapter must perform this calculation such that N₂O and CH₄ values are not multiplied by 0.15.

(vi) For alcohol dual fuel model types, for model years 2016 and later, the combined model type carbon-related exhaust emissions value determined according to the following formula and rounded to the nearest gram per mile:

$$CREE = (F \times CREE_{alt}) + ((1 - F) \times CREE_{gas})$$

Where:

F = 0.00 unless otherwise approved by the Administrator according to the provisions of paragraph (k) of this section;

CREE_{alt} = The combined model type carbon-related exhaust emissions value for operation on alcohol fuel as determined in § 600.208-12(b)(5)(ii); and

CREE_{gas} = The combined model type carbon-related exhaust emissions value for operation on gasoline or diesel fuel as determined in § 600.208-12(b)(5)(i).

(vii)(A) This paragraph (j)(2)(vii) applies to model year 2016 through 2020 natural gas dual fuel model types. Model year 2021 and later natural gas dual fuel model types may use the provisions of paragraph (j)(2)(v) of this section or this paragraph (j)(2)(vii).

$$CREE = [CREE_{CNG} \times UF] + [CREE_{GAS} \times (1 - UF)]$$

Where:

CREE_{CNG} = The combined model type carbon-related exhaust emissions value for operation on natural gas as determined in § 600.208-12(b)(5)(ii); and

CREE_{GAS} = The combined model type carbon-related exhaust emissions value for operation on gasoline or diesel fuel as determined in § 600.208-12(b)(5)(i).

UF = A Utility Factor (UF) value selected from the following table based on the

driving range of the vehicle while operating on natural gas, except for natural gas dual fuel vehicles that do not meet the criteria in paragraph (j)(2)(vii)(B) the Utility Factor shall be 0.5. Determine the vehicle's driving range in miles by multiplying the combined fuel economy as determined in § 600.208-12(b)(5)(ii) by the vehicle's usable fuel storage capacity (as defined at § 600.002 and expressed in gasoline gallon equivalents), and rounding to the nearest 10 miles.

Environmental Protection Agency

§ 600.511-08

Driving range (miles)	UF
10	0.228
20	0.397
30	0.523
40	0.617
50	0.689
60	0.743
70	0.785
80	0.818
90	0.844
100	0.865
110	0.882
120	0.896
130	0.907
140	0.917
150	0.925
160	0.932
170	0.939
180	0.944
190	0.949
200	0.954
210	0.958
220	0.962
230	0.965
240	0.968
250	0.971
260	0.973
270	0.976
280	0.978
290	0.980
300	0.981

(B) Model year 2016 through 2020 natural gas dual fuel model types must meet the following criteria to qualify for use of a Utility Factor greater than 0.5:

(1) The driving range using natural gas must be at least two times the driving range using gasoline.

(2) The natural gas dual fuel vehicle must be designed such that gasoline is used only when the natural gas tank is effectively empty, except for limited use of gasoline that may be required to initiate combustion.

(k) *Alternative in-use weighting factors for dual fuel model types.* Using one of the methods in either paragraph (k)(1) or (2) of this section, manufacturers may request the use of alternative values for the weighting factor F in the equations in paragraphs (j)(2)(vi) and (vii) of this section. Unless otherwise approved by the Administrator, the manufacturer must use the value of F that is in effect in paragraphs (j)(2)(vi) and (vii) of this section.

(1) Upon written request from a manufacturer, the Administrator will determine and publish by written guidance an appropriate value of F for each requested alternative fuel based on the Administrator's assessment of real-world use of the alternative fuel. Such

published values would be available for any manufacturer to use. The Administrator will periodically update these values upon written request from a manufacturer.

(2) The manufacturer may optionally submit to the Administrator its own demonstration regarding the real-world use of the alternative fuel in their vehicles and its own estimate of the appropriate value of F in the equations in paragraphs (j)(2)(vi) and (vii) of this section. Depending on the nature of the analytical approach, the manufacturer could provide estimates of F that are model type specific or that are generally applicable to the manufacturer's dual fuel fleet. The manufacturer's analysis could include use of data gathered from on-board sensors and computers, from dual fuel vehicles in fleets that are centrally fueled, or from other sources. The analysis must be based on sound statistical methodology and must account for analytical uncertainty. Any approval by the Administrator will pertain to the use of values of F for the model types specified by the manufacturer.

[75 FR 25714, May 7, 2010, as amended at 76 FR 39567, July 6, 2011; 77 FR 63184, Oct. 15, 2012; 81 FR 74003, Dec. 27, 2016; 85 FR 25272, Apr. 30, 2020; 85 FR 53679, Aug. 31, 2020]

§ 600.511-08 Determination of domestic production.

(a) Except with advance approval of the Administrator, an automobile shall be considered domestically produced in any model year if it is included within a domestically produced car line (car line includes station wagons for purposes of this paragraph), unless the assembly of such automobile is completed in Canada or Mexico and such automobile is not imported into the United States prior to the expiration of 30 days following the end of the model year. For purposes of this paragraph a car line will be considered domestically produced if the following ratio is less than 0.25:

(1) The sum of the declared value, as defined in § 600.502, of all of the imported components installed or included on automobiles produced within such a car line within a given model year plus the cost of transportation and insuring such components to the

United States port of entry, the Mexican port of entry (when paragraph (b)(3) of this section applies), or the Canadian port of entry but exclusive of any customs duty, divided by

(2) The cost of production, as defined in § 600.502, of automobiles within such car line.

(b) For the purposes of calculations under this subpart with respect to automobiles manufactured during any model year,

(1) An average exchange rate for the country of origin of each imported component shall be used that is calculated by taking the mean of the exchange rates in effect at the end of each quarter set by the Federal Reserve Bank of New York for twelve calendar quarters prior to and including the calendar quarter ending one year prior to the date that the manufacturer submits the calculation of the preliminary average for such model year. Such rate, once calculated, shall be in effect for the duration of the model year. Upon petition of a manufacturer, the Administrator may permit the use of a different exchange rate where appropriate and necessary.

(2) For automobiles for which paragraph (b)(3) of this section does not apply pursuant to the schedule in paragraph (b)(4), components shall be considered imported unless they are either:

(i) Wholly the growth, product, or manufacture of the United States and/or Canada, or

(ii) Substantially transformed in the United States or Canada into a new and different article of commerce.

(3) For automobiles for which this paragraph applies pursuant to the schedule in paragraph (b)(4) of this section, components shall be considered imported unless they are either:

(i) Wholly the growth, product, or manufacture of the United States and/or Canada and/or Mexico, or

(ii) Substantially transformed in the United States and/or Canada and/or Mexico into a new and different article of commerce.

(4) Paragraphs (b)(4) (i) through (v) of this section set forth the schedule according to which paragraph (b)(3) of this section applies for all automobiles manufactured by a manufacturer and

sold in the United States, wherever assembled.

(i) With respect to a manufacturer that initiated the assembly of automobiles in Mexico before model year 1992, the manufacturer may elect, at any time between January 1, 1997, and January 1, 2004, to have paragraph (b)(3) of this section apply to all automobiles it manufactures, beginning with the model year commencing after the date of such election.

(ii) With respect to a manufacturer initiating the assembly of automobiles in Mexico after model year 1991, paragraph (b)(3) of this section shall apply to all automobiles it manufactures, beginning with the model year commencing after January 1, 1994, or the model year commencing after the date that the manufacturer initiates the assembly of automobiles in Mexico, whichever is later.

(iii) With respect to a manufacturer not described by paragraph (b)(4) (i) or (ii) of this section assembling automobiles in the United States or Canada but not in Mexico, the manufacturer may elect, at any time between January 1, 1997, and January 1, 2004, to have paragraph (b)(3) of this section apply to all automobiles it manufactures, beginning with the model year commencing after the date of such election, except that if such manufacturer initiates the assembly of automobiles in Mexico before making such election, this paragraph shall not apply, and the manufacturer shall be subject to paragraph (b)(4)(ii) of this section.

(iv) With respect to a manufacturer not assembling automobiles in the United States, Canada, or Mexico, paragraph (b)(3) of this section shall apply to all automobiles it manufactures, beginning with the model year commencing after January 1, 1994.

(v) With respect to a manufacturer authorized to make an election under paragraph (b)(4) (i) or (iii) of this section which has not made that election within the specified period, paragraph (b)(3) of this section shall apply to all automobiles it manufactures, beginning with the model year commencing after January 1, 2004.

(5) All elections under paragraph (b)(4) of this section shall be made in

accordance with the procedures established by the Secretary of Transportation pursuant to 49 U.S.C. 32904(b)(3)(C).

(c) If it is determined by the Administrator at some date later than the date of entry that the declared value of such imported components did not represent fair market value at the date of entry, through U.S. Bureau of Customs appraisals, the Administrator may review the determination made pursuant to paragraph (a) of this section as to whether the pertinent car lines which utilize such components were correctly included within the manufacturer's domestically-produced or foreign-produced fleets. If such a determination was in error due to misrepresentation of the valuation of imported components at the date of entry, the Administrator may recalculate the manufacturer's average for the affected model year, according to § 600.510, to reflect the correct valuation of such imported components in each affected car line.

(d)-(e) [Reserved]

[42 FR 45662, Sept. 12, 1977, as amended at 43 FR 39376, Sept. 5, 1978; 59 FR 679, Jan. 6, 1994; 59 FR 33914, July 1, 1994; 74 FR 61554, Nov. 25, 2009. Redesignated at 76 FR 39569, July 6, 2011]

§ 600.512-12 Model year report.

(a) For each model year, the manufacturer shall submit to the Administrator a report, known as the model year report, containing all information necessary for the calculation of the manufacturer's average fuel economy and all information necessary for the calculation of the manufacturer's average carbon-related exhaust emissions.

(1) The results of the manufacturer calculations and summary information of model type fuel economy values which are contained in the average fuel economy calculation shall also be submitted to the Secretary of the Department of Transportation, National Highway and Traffic Safety Administration.

(2) The results of the manufacturer calculations and summary information of model type carbon-related exhaust emission values which are contained in the average calculation shall be submitted to the Administrator.

(b)(1) The model year report shall be in writing, signed by the authorized representative of the manufacturer and shall be submitted no later than 90 days after the end of the model year.

(2) The Administrator may waive the requirement that the model year report be submitted no later than 90 days after the end of the model year. Based upon a request by the manufacturer, if the Administrator determines that 90 days is insufficient time for the manufacturer to provide all additional data required as determined in § 600.507, the Administrator shall establish an alternative date by which the model year report must be submitted.

(3) Separate reports shall be submitted for passenger automobiles and light trucks (as identified in § 600.510).

(c) The model year report must include the following information:

(1)(i) All fuel economy data used in the FTP/HFET-based model type calculations under § 600.208, and subsequently required by the Administrator in accordance with § 600.507;

(ii) All carbon-related exhaust emission data used in the FTP/HFET-based model type calculations under § 600.208, and subsequently required by the Administrator in accordance with § 600.507;

(2) (i) All fuel economy data for certification vehicles and for vehicles tested for running changes approved under § 86.1842 of this chapter;

(ii) All carbon-related exhaust emission data for certification vehicles and for vehicles tested for running changes approved under § 86.1842 of this chapter;

(3) Any additional fuel economy and carbon-related exhaust emission data submitted by the manufacturer under § 600.509;

(4)(i) A fuel economy value for each model type of the manufacturer's product line calculated according to § 600.510-12(b)(2);

(ii) A carbon-related exhaust emission value for each model type of the manufacturer's product line calculated according to § 600.510-12(b)(2);

(5)(i) The manufacturer's average fuel economy value calculated according to § 600.510-12(c);

(ii) The manufacturer's average carbon-related exhaust emission value calculated according to § 600.510-12(j);

(6) A listing of both domestically and nondomestically produced car lines as determined in § 600.511 and the cost information upon which the determination was made; and

(7) The authenticity and accuracy of production data must be attested to by the corporation, and shall bear the signature of an officer (a corporate executive of at least the rank of vice-president) designated by the corporation. Such attestation shall constitute a representation by the manufacturer that the manufacturer has established reasonable, prudent procedures to ascertain and provide production data that are accurate and authentic in all material respects and that these procedures have been followed by employees of the manufacturer involved in the reporting process. The signature of the designated officer shall constitute a representation by the required attestation.

(8) [Reserved]

(9) The “required fuel economy level” pursuant to 49 CFR parts 531 or 533, as applicable. Model year reports shall include information in sufficient detail to verify the accuracy of the calculated required fuel economy level, including but is not limited to, production information for each unique footprint within each model type contained in the model year report and the formula used to calculate the required fuel economy level. Model year reports shall include a statement that the method of measuring vehicle track width, measuring vehicle wheelbase and calculating vehicle footprint is accurate and complies with applicable Department of Transportation requirements.

(10) The “required fuel economy level” pursuant to 49 CFR parts 531 or 533 as applicable, and the applicable fleet average CO₂ emission standards. Model year reports shall include information in sufficient detail to verify the accuracy of the calculated required fuel economy level and fleet average CO₂ emission standards, including but is not limited to, production information for each unique footprint within each model type contained in the model year report and the formula used to calculate the required fuel economy level and fleet average CO₂ emission standards. Model year reports shall in-

clude a statement that the method of measuring vehicle track width, measuring vehicle wheelbase and calculating vehicle footprint is accurate and complies with applicable Department of Transportation and EPA requirements.

(11) A detailed (but easy to understand) list of vehicle models and the applicable in-use CREE emission standard. The list of models shall include the applicable carline/subconfiguration parameters (including carline, equivalent test weight, road-load horsepower, axle ratio, engine code, transmission class, transmission configuration and basic engine); the test parameters (ETW and a, b, c, dynamometer coefficients) and the associated CREE emission standard. The manufacturer shall provide the method of identifying EPA engine code for applicable in-use vehicles.

[75 FR 25717, May 7, 2010, as amended at 76 FR 39569, July 6, 2011]

§ 600.513-08 Gas Guzzler Tax.

(a) This section applies only to passenger automobiles sold after December 27, 1991, regardless of the model year of those vehicles. For alcohol dual fuel and natural gas dual fuel automobiles, the fuel economy while such automobiles are operated on gasoline will be used for Gas Guzzler Tax assessments.

(1) The provisions of this section do not apply to passenger automobiles exempted for Gas Guzzler Tax assessments by applicable Federal law and regulations. However, the manufacturer of an exempted passenger automobile may, in its discretion, label such vehicles in accordance with the provisions of this section.

(2) For 1991 and later model year passenger automobiles, the combined F'FTP/HFET-based model type fuel economy value determined in § 600.208 used for Gas Guzzler Tax assessments shall be calculated in accordance with the following equation, rounded to the nearest 0.1 mpg:

$$FE_{adj} = FE[(((0.55 \times a_g \times c) + (0.45 \times c) + (0.5556 \times a_g) + 0.4487)/((0.55 \times a_g) + 0.45))] + IW_g$$

Where:

Environmental Protection Agency

§ 600.514-12

FE_{adj} = Fuel economy value to be used for determination of gas guzzler tax assessment rounded to the nearest 0.1 mpg.

FE = Combined model type fuel economy calculated in accordance with § 600.208, rounded to the nearest 0.0001 mpg.

a_g = Model type highway fuel economy, calculated in accordance with § 600.208, rounded to the nearest 0.0001 mpg divided by the model type city fuel economy calculated in accordance with § 600.208, rounded to the nearest 0.0001 mpg. The quotient shall be rounded to 4 decimal places.

c = gas guzzler adjustment factor = 1.300×10^{-3} for the 1986 and later model years.

$IW_g = (9.2917 \times 10^{-3} \times SF_{3IWCG} FE_{3IWCG}) - (3.5123 \times 10^{-3} \times SF_{4ETWG} \times FE_{4IWCG})$.

NOTE: Any calculated value of IW less than zero shall be set equal to zero.

SF_{3IWCG} = The 3000 lb. inertia weight class sales in the model type divided by the total model type sales; the quotient shall be rounded to 4 decimal places.

SF_{4ETWG} = The 4000 lb. equivalent test weight sales in the model type divided by the total model type sales, the quotient shall be rounded to 4 decimal places.

FE_{3IWCG} = The 3000 lb. inertial weight class base level combined fuel economy used to calculate the model type fuel economy rounded to the nearest 0.0001 mpg.

FE_{4IWCG} = The 4000 lb. inertial weight class base level combined fuel economy used to calculate the model type fuel economy rounded to the nearest 0.001 mpg.

(b)(1) For passenger automobiles sold after December 31, 1990, with a combined FTP/HFET-based model type fuel economy value of less than 22.5 mpg (as determined in § 600.208), calculated in accordance with paragraph (a)(2) of this section and rounded to the nearest 0.1 mpg, each vehicle fuel economy label shall include a Gas Guzzler Tax statement pursuant to 49 U.S.C. 32908(b)(1)(E). The tax amount stated shall be as specified in paragraph (b)(2) of this section.

(2) For passenger automobiles with a combined general label model type fuel economy value of:

At least * * *	but less than * * *	the Gas Guzzler Tax statement shall show a tax of * * *
(i) 22.5	22.5	\$0
(ii) 21.5	21.5	\$1,000
(iii) 20.5	20.5	\$1,300
(iv) 19.5	19.5	\$1,700
(v) 18.5	18.5	\$2,100
(vi) 17.5	17.5	\$2,600
(vii) 16.5	16.5	\$3,000
(viii) 15.5	15.5	\$3,700
(ix) 14.5	14.5	\$4,500

At least * * *	but less than * * *	the Gas Guzzler Tax statement shall show a tax of * * *
(x) 13.5	14.5	\$5,400
(xi) 12.5	13.5	\$6,400
(xii) —	12.5	\$7,700

[76 FR 39569, July 6, 2011]

§ 600.514-12 Reports to the Environmental Protection Agency.

This section establishes requirements for automobile manufacturers to submit reports to the Environmental Protection Agency regarding their efforts to reduce automotive greenhouse gas emissions.

(a) *General Requirements.* (1) For each model year, each manufacturer shall submit a pre-model year report.

(2) The pre-model year report required by this section for each model year must be submitted before the model year begins and before the certification of any test group, no later than December 31 of the calendar year two years before the model year. For example the pre-model year report for the 2012 model year must be submitted no later than December 31, 2010.

(3) Each report required by this section must:

(i) Identify the report as a pre-model year report;

(ii) Identify the manufacturer submitting the report;

(iii) State the full name, title, and address of the official responsible for preparing the report;

(iv) Be submitted to: Director, Compliance and Innovative Strategies Division, U.S. Environmental Protection Agency, 2000 Traverwood, Ann Arbor, Michigan 48105;

(v) Identify the current model year;

(vi) Be written in the English language; and

(vii) Be based upon all information and data available to the manufacturer approximately 30 days before the report is submitted to the Administrator.

(b) *Content of pre-model year reports.*

(1) Each pre-model year report must include the following information for each compliance category for the applicable future model year and to the extent possible, two model years into the future:

(i) The manufacturer's estimate of its footprint-based fleet average CO_2

standards (including temporary lead time allowance alternative standards, if applicable);

(ii) Projected total and model-level production volumes for each applicable standard category;

(iii) Projected fleet average CO₂ compliance level for each applicable standard category; and the model-level CO₂ emission values which form the basis of the projection;

(iv) Projected fleet average CO₂ credit/debit status for each applicable standard category;

(v) A description of the various credit, transfer and trading options that will be used to comply with each applicable standard category, including the amount of credit the manufacturer intends to generate for air conditioning leakage, air conditioning efficiency, off-cycle technology, advanced technology vehicles, hybrid or low-emission full size pickup trucks, and various early credit programs;

(vi) A description of the method which will be used to calculate the carbon-related exhaust emissions for any electric vehicles, fuel cell vehicles and plug-in hybrid vehicles;

(vii) A summary by model year (beginning with the 2009 model year) of

the number of electric vehicles, fuel cell vehicles, plug-in hybrid electric vehicles, dedicated compressed natural gas vehicles, and dual fuel natural gas vehicles using (or projected to use) the advanced technology vehicle credit and incentives program, including the projected use of production multipliers;

(viii) The methodology which will be used to comply with N₂O and CH₄ emission standards; and

(ix) Notification of the manufacturer's intent to exclude emergency vehicles from the calculation of fleet average standards and the end-of-year fleet average, including a description of the excluded emergency vehicles and the quantity of such vehicles excluded.

(x) Other information requested by the Administrator.

(2) Manufacturers must submit, in the pre-model year report for each model year in which a credit deficit is generated (or projected to be generated), a compliance plan demonstrating how the manufacturer will comply with the fleet average CO₂ standard by the end of the third year after the deficit occurred.

[75 FR 25718, May 7, 2010, as amended at 77 FR 63187, Oct. 15, 2012]

APPENDIX I TO PART 600—HIGHWAY FUEL ECONOMY DRIVING SCHEDULE

[SPEED (MPH) VS TIME (SEC)]

SEC	MPH	SEC	MPH	SEC	MPH	SEC	MPH	SEC	MPH	SEC	MPH	SEC	MPH	SEC	MPH
0	Sample On	50	38.6	100	48.5	150	44.1	200	43.4	250	48.0	300	33.4	350	59.0
1	0.0	51	39.3	101	48.8	151	44.3	201	43.2	251	48.0	301	35.6	351	58.9
2	0.0	52	40.0	102	49.1	152	44.4	202	43.2	252	48.0	302	37.5	352	58.8
3	2.0	53	40.7	103	49.2	153	44.6	203	43.1	253	48.1	303	39.1	353	58.6
4	4.9	54	41.4	104	49.1	154	44.7	204	43.0	254	48.2	304	40.2	354	58.4
5	8.1	55	42.2	105	49.1	155	44.9	205	43.0	255	48.2	305	41.1	355	58.2
6	11.3	56	42.9	106	49.0	156	45.2	206	43.1	256	48.1	306	41.8	356	58.1
7	14.5	57	43.5	107	49.0	157	45.7	207	43.4	257	48.6	307	42.4	357	58.0
8	17.3	58	44.0	108	49.1	158	45.9	208	43.9	258	48.9	308	42.8	358	57.9
9	19.6	59	44.3	109	49.2	159	46.3	209	44.0	259	49.1	309	43.3	359	57.6
10	21.8	60	44.5	110	49.3	160	46.8	210	43.5	260	49.1	310	43.8	360	57.4
11	24.0	61	44.8	111	49.4	161	46.9	211	42.6	261	49.1	311	44.3	361	57.2
12	25.8	62	44.9	112	49.5	162	47.0	212	41.5	262	49.1	312	44.7	362	57.1
13	27.1	63	45.0	113	49.5	163	47.1	213	40.7	263	49.1	313	45.0	363	57.0
14	28.0	64	45.1	114	49.5	164	47.6	214	40.0	264	49.0	314	45.2	364	57.0
15	29.0	65	45.4	115	49.4	165	47.9	215	40.0	265	48.9	315	45.4	365	56.9
16	30.0	66	45.7	116	49.1	166	48.0	216	40.3	266	48.2	316	45.5	366	56.9
17	30.7	67	46.0	117	48.9	167	48.0	217	41.0	267	47.7	317	45.8	367	56.9
18	31.5	68	46.3	118	48.6	168	47.9	218	42.0	268	47.5	318	46.0	368	57.0
19	32.2	69	46.5	119	48.4	169	47.8	219	42.7	269	47.2	319	46.1	369	57.0
20	32.9	70	46.8	120	48.1	170	47.3	220	43.1	270	46.7	320	46.5	370	57.0
21	33.5	71	46.9	121	47.7	171	46.7	221	43.2	271	46.2	321	46.8	371	57.0
22	34.1	72	47.0	122	47.4	172	46.2	222	43.4	272	46.0	322	47.1	372	57.0
23	34.6	73	47.1	123	47.3	173	45.9	223	43.9	273	45.8	323	47.7	373	57.0
24	34.9	74	47.2	124	47.5	174	45.7	224	44.3	274	45.6	324	48.3	374	57.0
25	35.1	75	47.3	125	47.8	175	45.5	225	44.7	275	45.4	325	49.0	375	57.0
26	35.7	76	47.2	126	47.9	176	45.4	226	45.1	276	45.2	326	49.7	376	57.0
27	35.9	77	47.1	127	48.0	177	45.3	227	45.4	277	45.0	327	50.3	377	56.9

Environmental Protection Agency

Pt. 600, App. I

[SPEED (MPH) VS TIME (SEC)]

SEC	MPH	SEC	MPH	SEC	MPH	SEC	MPH	SEC	MPH	SEC	MPH	SEC	MPH	SEC	MPH
28	35.8	78	47.0	128	47.9	178	45.0	228	45.8	278	44.7	328	51.0	378	56.8
29	35.3	79	46.9	129	47.9	179	44.0	229	46.5	279	44.5	329	51.7	379	56.5
30	34.9	80	46.9	130	47.9	180	43.1	230	46.9	280	44.2	330	52.4	380	56.2
31	34.5	81	46.9	131	48.0	181	42.2	231	47.2	281	43.5	331	53.1	381	56.0
32	34.6	82	47.0	132	48.0	182	41.5	232	47.4	282	42.8	332	53.8	382	56.0
33	34.8	83	47.1	133	48.0	183	41.5	233	47.3	283	42.0	333	54.5	383	56.0
34	35.1	84	47.1	134	47.9	184	42.1	234	47.3	284	40.1	334	55.2	384	56.1
35	35.7	85	47.2	135	47.3	185	42.9	235	47.2	285	38.6	335	55.8	385	56.4
36	36.1	86	47.1	136	46.0	186	43.5	236	47.2	286	37.5	336	56.4	386	56.7
37	36.2	87	47.0	137	43.3	187	43.9	237	47.2	287	35.8	337	56.9	387	56.9
38	36.5	88	46.9	138	41.2	188	43.6	238	47.1	288	34.7	338	57.0	388	57.1
39	36.7	89	46.5	139	39.5	189	43.3	239	47.0	289	34.0	339	57.1	389	57.3
40	36.9	90	46.3	140	39.2	190	43.0	240	47.0	290	33.3	340	57.3	390	57.4
41	37.0	91	46.2	141	39.0	191	43.1	241	46.9	291	32.5	341	57.6	391	57.4
42	37.0	92	46.3	142	39.0	192	43.4	242	46.8	292	31.7	342	57.8	392	57.2
43	37.0	93	46.5	143	39.1	193	43.9	243	46.9	293	30.6	343	58.0	393	57.0
44	37.0	94	46.9	144	39.5	194	44.3	244	47.0	294	29.6	344	58.1	394	56.9
45	37.0	95	47.1	145	40.1	195	44.6	245	47.2	295	28.8	345	58.4	395	56.6
46	37.0	96	47.4	146	41.0	196	44.9	246	47.5	296	28.4	346	58.7	396	56.3
47	37.1	97	47.7	147	42.0	197	44.8	247	47.9	297	28.6	347	58.8	397	56.1
48	37.3	98	48.0	148	43.1	198	44.4	248	48.0	298	29.5	348	58.9	398	56.4
49	37.8	99	48.2	149	43.7	199	43.9	249	48.0	299	31.4	349	59.0	399	56.7

SEC	MPH	SEC	MPH	SEC	MPH	SEC	MPH	SEC	MPH	SEC	MPH	SEC	MPH	SEC	MPH
400	57.1	450	58.2	500	54.7	550	55.8	600	48.3	650	50.2	700	54.2	750	26.8
401	57.5	451	58.1	501	54.6	551	55.6	601	48.0	651	50.7	701	54.5	751	24.5
402	57.8	452	58.0	502	54.4	552	55.4	602	47.9	652	51.1	702	54.8	752	21.5
403	58.0	453	58.0	503	54.3	553	55.2	603	47.8	653	51.7	703	55.0	753	19.5
404	58.0	454	58.0	504	54.3	554	55.1	604	47.7	654	52.2	704	55.5	754	17.4
405	58.0	455	58.0	505	54.2	555	55.0	605	47.9	655	52.5	705	55.9	755	15.1
406	58.0	456	58.0	506	54.1	556	54.9	606	48.3	656	52.1	706	56.1	756	12.4
407	58.0	457	58.0	507	54.1	557	54.6	607	49.0	657	51.6	707	56.3	757	9.7
408	58.0	458	57.9	508	54.1	558	54.4	608	49.1	658	51.1	708	56.4	758	7.0
409	57.9	459	57.9	509	54.0	559	54.2	609	49.0	659	51.0	709	56.5	759	5.0
410	57.8	460	58.0	510	54.0	560	54.1	610	48.9	660	51.0	710	56.7	760	3.3
411	57.7	461	58.1	511	54.0	561	53.8	611	48.0	661	51.1	711	56.9	761	2.0
412	57.7	462	58.1	512	54.0	562	53.4	612	47.1	662	51.4	712	57.0	762	0.7
413	57.8	463	58.2	513	54.0	563	53.3	613	46.2	663	51.7	713	57.3	763	0.0
414	57.9	464	58.3	514	54.0	564	53.1	614	46.1	664	52.0	714	57.7	764	0.0
415	58.0	465	58.3	515	54.0	565	52.9	615	46.1	665	52.2	715	58.2	765	Sample Off
416	58.1	446	58.3	516	54.0	566	52.6	616	46.2	666	52.5	716	58.8		
417	58.4	467	58.2	517	54.1	567	52.4	617	46.9	667	52.8	717	59.1		
418	58.9	468	58.1	518	54.2	568	52.2	618	47.8	668	52.7	718	59.2		
419	59.1	469	58.0	519	54.5	569	52.1	619	49.0	669	52.6	719	59.1		
420	59.4	470	57.8	520	54.8	570	52.0	620	49.7	670	52.3	720	58.8		
421	59.8	471	57.5	521	54.9	571	52.0	621	50.6	671	52.3	721	58.5		
422	59.9	472	57.1	522	55.0	572	52.0	622	51.5	672	52.4	722	58.1		
423	59.9	473	57.0	523	55.1	573	52.0	623	52.2	673	52.5	723	57.7		
424	59.8	474	56.6	524	55.2	574	52.1	624	52.7	674	52.7	724	57.3		
425	59.6	475	56.1	525	55.2	575	52.0	625	53.0	675	52.7	725	57.1		
426	59.4	476	56.0	526	55.3	576	52.0	626	53.6	676	52.4	726	56.8		
427	59.2	477	55.8	527	55.4	577	51.9	627	54.0	677	52.1	727	56.5		
428	59.1	478	55.5	528	55.5	578	51.6	628	54.1	678	51.7	728	56.2		
429	59.0	479	55.2	529	55.6	579	51.4	629	54.4	679	51.1	729	55.5		
430	58.9	480	55.1	530	55.7	580	51.1	630	54.7	680	50.5	730	54.6		
431	58.7	481	55.0	531	55.8	581	50.7	631	55.1	681	50.1	731	54.1		
432	58.6	482	54.9	532	55.9	582	50.3	632	55.4	682	49.8	732	53.7		
433	58.5	483	54.9	533	56.0	583	49.8	633	55.4	683	49.7	733	53.2		
434	58.4	484	54.9	534	56.0	584	49.3	634	55.0	684	49.6	734	52.9		
435	58.4	485	54.9	535	56.0	585	48.7	635	54.5	685	49.5	735	52.5		
436	58.3	486	54.9	536	56.0	586	48.2	636	53.6	686	49.5	736	52.0		
437	58.2	487	54.9	537	56.0	587	48.1	637	52.5	687	49.7	737	51.3		
438	58.1	488	55.0	538	56.0	588	48.0	638	50.2	688	50.0	738	50.5		
439	58.0	489	55.0	539	56.0	589	48.0	639	48.2	689	50.2	739	49.5		
440	57.9	490	55.0	540	56.0	590	48.1	640	46.5	690	50.6	740	48.5		
441	57.9	491	55.0	541	56.0	591	48.4	641	46.2	691	51.1	741	47.6		
442	57.9	492	55.0	542	56.0	592	48.9	642	46.0	692	51.6	742	46.8		
443	57.9	493	55.0	543	56.0	593	49.0	643	46.0	693	51.9	743	45.6		
444	57.9	494	55.1	544	56.0	594	49.1	644	46.3	694	52.0	744	44.2		
445	58.0	495	55.1	545	56.0	595	49.1	645	46.8	695	52.1	745	42.5		
446	58.1	496	55.0	546	56.0	596	49.0	646	47.5	696	52.4	746	39.2		

SEC	MPH	SEC	MPH	SEC	MPH	SEC	MPH	SEC	MPH	SEC	MPH	SEC	MPH	SEC	MPH
447	58.1	497	54.9	547	55.9	597	49.0	647	48.2	697	52.9	747	35.9		
448	58.2	498	54.9	548	55.9	598	48.9	648	48.8	698	53.3	748	32.6		
449	58.2	499	54.8	549	55.9	599	48.6	649	49.5	699	53.7	749	29.3		

[42 FR 45667, Sept. 12, 1977]

APPENDIX II TO PART 600—SAMPLE FUEL ECONOMY CALCULATIONS

(a) This sample fuel economy calculation is applicable to 1978 through 1987 model year automobiles.

(1) Assume that a gasoline-fueled vehicle was tested by the Federal Emission Test Procedure and the following results were calculated:

HC = .139 grams/mile

CO = 1.59 grams/mile

CO₂ = 317 grams/mile

According to the procedure in §600.113–78, the city fuel economy or MPG_c, for the vehicle may be calculated by substituting the HC, CO, and CO₂ grams/mile values into the following equation.

$$\text{MPG}_c = \frac{2421}{(0.866 \times \text{HC}) + (0.429 \times \text{CO}) + (0.273 \times \text{CO}_2)}$$

$$\text{MPG}_c = \frac{2421}{(0.866 \times 1.39) + (0.429 \times 1.59) + (0.273 \times 317)}$$

MPG_c = 27.7

(2) Assume that the same vehicle was tested by the Federal Highway Fuel Economy Test Procedure and calculation similar to that shown in paragraph (a) by this appendix

resulted in a highway fuel economy or MPG_h of 36.9. According to the procedure in §600.113, the combined fuel economy (called MPG_{c/h}) for the vehicle may be calculated by substituting the city and highway fuel economy values into the following equation:

$$\text{MPG}_{c/h} = \frac{1}{\frac{0.55}{\text{MPG}_c} + \frac{0.45}{\text{MPG}_h}}$$

$$\text{MPG}_{c/h} = \frac{1}{\frac{0.55}{27.7} + \frac{0.45}{36.9}}$$

$$\text{MPG}_{c/h} = 31.2$$

(b) This sample fuel economy calculation is applicable to 1988 and later model year automobiles.

(1) Assume that a gasoline-fueled vehicle was tested by the Federal Emission Test Procedure and the following results were calculated:

HC = .139 grams/mile.

CO = 1.59 grams/mile.

CO₂ = 317 grams/mile.

(2) Assume that the test fuel used for this test had the following properties:

SG = 0.745.

CWF = 0.868.

NHV = 18,478 Btu/lb.

(3) According to the procedure in §600.113–08, the city fuel economy or MPG_c, for the vehicle may be calculated by substituting the HC, CO, and CO₂ gram/mile values and

Environmental Protection Agency

Pt. 600, App. III

the SG, CWF, and NHV values into the following equation:

$$\text{MPG}_c = (5174 \times 10^4 \times \text{CWF} \times \text{SG}) / [((\text{CWF} \times \text{HC}) + (0.429 \times \text{CO} + (0.273 \times \text{CO}_2)) ((0.6 \times \text{SG} \times \text{NHV}) + 5471)]$$

Example:

$$\text{MPG}_c = (5174 \times 10^4 \times 0.868 \times 0.745) / [(0.868 \times .139 + 0.429 \times 1.59 + 0.273 \times 317)(0.6 \times 0.745 \times 18478 + 5471)]$$

$$\text{MPG}_c = 27.9$$

(4) Assume that the same vehicle was tested by the Federal Highway Fuel Economy Test Procedure and a calculation similar to that shown in (b)(3) of this section resulted in a highway fuel economy of MPG_h of 36.9. According to the procedure in §600.210-08(c) or §600.210-12(c), the combined fuel economy (called MPG_{comb}) for the vehicle may be calculated by substituting the city and highway fuel economy values into the following equation:

$$\text{MPG}_{\text{comb}} = \frac{1}{\frac{0.55}{\text{MPG}_c} + \frac{0.45}{\text{MPG}_h}}$$

$$\text{MPG}_{\text{comb}} = \frac{1}{\frac{0.55}{27.9} + \frac{0.45}{36.9}}$$

$$\text{MPG}_{\text{comb}} = 31.3$$

[51 FR 37852, Oct. 24, 1986, as amended at 71 FR 77958, Dec. 27, 2006; 76 FR 39570, July 6, 2011]

APPENDIX III TO PART 600—SAMPLE FUEL ECONOMY LABEL CALCULATION

Suppose that a manufacturer called Mizer Motors has a product line composed of eight car lines. Of these eight, four are available with the 3.0 liter, 6 cylinder, sequential multi-point fuel injection, 4-valve per cyl-

inder, and 3-way catalyst engine. These four car lines are:

Ajax

Boredom III

Dodo

Castor (Station Wagon)

A. A car line is defined in subpart A (with additional guidance provided in EPA Advisory Circular 89) as a group of vehicles within a make or division which has a degree of commonality in construction. Car line does not consider any level of decor or opulence and is not generally distinguished by such characteristics as roofline, number of doors, seats, or windows. Station wagons and light duty trucks are, however, identified separately from the remainder of each car line. In other words, a Castor station wagon would be considered a different car line than the normal Castor car line made up of sedans, coupes, etc.

B. The engine considered here is defined as a basic engine in subpart A of this part (with additional guidance provided in EPA Advisory Circular 83A). A basic engine is a unique combination of manufacturer, engine displacement, number of cylinders, fuel system, catalyst usage and other engine and emission control system characteristics specified by the Administrator. A model type is a unique combination of car line, basic engine, and transmission class. Thus Ajax is a car line but Ajax 3.0 liter, 6 cylinder manual four-speed transmission is a model type whereas Ajax 3.0 liter, 6 cylinder automatic three-speed transmission is a different model type.

C. The following calculations provide an example of the procedures described in subpart C of this part for the calculation of vehicle configuration and model type fuel economy values. In order to simplify the presentation, only city fuel economy values are included (as determined by either the derived 5-cycle method or vehicle-specific 5-cycle based method). The procedure is identical for highway and combined fuel economy values.

Step I. Input data as supplied by the manufacturer or as determined from testing conducted by the Administrator.

Manufacturer—Mizer Motors

Basic Engine: (3.0 liter, 6 cylinder, sequential multi-point fuel injection, 4-valve per cylinder, 3-way catalyst).

Test vehicle carline	Engine code	Trans	Inertia weight	Axle ratio	Harmonically averaged, city MPG	Specific label MPG ¹	Vehicle config. sales
Ajax	1	M-4	3500	2.73	16.1001	16	15,000
Ajax	2	A-3	3500	2.56	15.9020	16	35,000
Boredom III	4	M-4	4000	3.08	14.2343	14	10,000
Ajax	3	M-4	4000	3.36	15.0000	15	15,000
Boredom III	8	A-3	4000	2.56	13.8138	14	25,000

Test vehicle carline	Engine code	Trans	Inertia weight	Axle ratio	Harmonically averaged, city MPG	Specific label MPG ¹	Vehicle config. sales
Boredom III	5	A-3	4500	3.08	13.2203	13	20,000
Castor	5	A-3	5000	3.08	10.6006	11	40,000

¹The vehicle configuration fuel economy values, rounded to the nearest mile per gallon, are the fuel economy values that would be used on specific labels for that vehicle configuration.

Step II. Group vehicle fuel economy and sales data according to base level combinations within this basic engine.

Base level	Transmission class	Inertia weight	Miles per gallon	Projected vehicle configuration sales
A	Manual-4	3,500	16.1001	15,000
B	Automatic-3	3,500	15.9020	35,000
C	Manual-4	4,000	14.2343	10,000
C	Manual-4	4,000	15.0000	15,000
D	Automatic-3	4,000	13.8138	25,000
E	Automatic-3	4,500	13.2203	20,000
F	Automatic-3	5,000	10.6006	40,000

Step III. Determine base level fuel economy values.

A. For all the base levels except the base level which includes 4,000 pound, manual four-speed transmission data, the base level fuel economy is as noted in Step II since only one vehicle configuration was tested within each of these base levels.

3,500 lb/M4 transmission.	16.1001 mpg.
3,500 lb/A3 transmission.	15.9020 mpg.
4,000 lb/A3 transmission.	13.8138 mpg.

4,500 lb/A3 transmission.	13.2203 mpg.
5,000 lb/A3 transmission.	10.6006 mpg.

B. Since data from more than one vehicle configuration are included in the 4,000-pound, manual four-speed transmission base level, this fuel economy is harmonically averaged in proportion to the percentage of total sales of all vehicle configurations tested within that base level represented by each vehicle configuration tested within that base level.

Base level fuel economy =

$$\left[\frac{\text{Fraction of total sales of configurations tested represented by configuration No. 1 sales}}{\frac{1}{\text{Configuration No. 1 fuel economy}}} \right] + \left[\frac{\text{Fraction of total sales of configurations tested represented by configuration No. 2 sales}}{\frac{1}{\text{Configuration No. 2 fuel economy}}} \right]$$

Base level: M4 transmission, 4000 pounds:

$$\frac{1}{\left[\frac{10000}{25000} \right] \frac{1}{14.2343} + \left[\frac{15000}{25000} \right] \frac{1}{15.0000}} = 14.6840 \text{ miles per gallon}$$

Environmental Protection Agency

Pt. 600, App. III

Therefore, the 4000 pound, M4 transmission fuel economy is 14.6840 miles per gallon.

Note that the car line of the test vehicle using a given engine makes no difference—only the weight and transmission do.

Step IV. For each model type offered by the manufacturer with that basic engine, determine the sales fraction represented by each inertia weight/transmission class combination and the corresponding fuel economy.

Ajax	M4	0.4000 at 3,500 lb	16.1001
		0.6000 at 4,000 lb	14.6840
	A3	0.3000 at 3,500 lb	15.9020
		0.7000 at 4,000 lb	13.8138
Dodo	M4	0.4000 at 3,500 lb	16.1001
		0.6000 at 4,000 lb	14.6840
	A3	0.3000 at 3,500 lb	15.9020
		0.7000 at 4,000 lb	13.8138
Boredom III	M4	1.0000 at 4,000 lb	14.6840
	A3	0.2500 at 4,000 lb	13.8138
		0.7500 at 4,500 lb	13.2203
Castor	A3	0.2000 at 4,500 lb	13.2203
		0.8000 at 5,000 lb	10.6006

Step V. Determine fuel economy for each model type (that is, car line/basic engine/transmission class combination).

Ajax, 3.0 liter, 6 cylinder, A3 transmission, model type MPG is calculated as follows:

$$\begin{aligned}
 & \frac{1}{\left[\frac{\text{The fraction of Ajax vehicles using the 3.0 liter, 6 cylinder engine which fall in the 3500 lb inertia weight class with an A3 transmission}}{\text{Fuel economy for 3.0 liter, 6 cylinder 3500 lb A3 transmission base level}} \right] + \left[\frac{\text{The fraction of Ajax vehicles using the 3.0 liter, 6 cylinder engine which fall in the 4000 lb inertia weight class with an A3 transmission}}{\text{Fuel economy for 3.0 liter 6 cylinder 4000 lb A3 transmission base level}} \right]} \\
 &= \frac{1}{\left[\frac{0.3000}{15.9020} \right] + \left[\frac{0.7000}{13.8138} \right]} = 14.3803 \text{ mpg, which rounds to 14 MPG}^1
 \end{aligned}$$

Similarly, Ajax and Dodo 3.0 liter, 6 cylinder, M4 model type MPG is calculated as follows:

$$\frac{1}{\left[\frac{0.4000}{16.1001} \right] + \left[\frac{0.6000}{14.6840} \right]} = 15.2185, \text{ which rounds to 15 MPG}^1$$

Dodo 3.0 liter, 6 cylinder, A3 model type MPG is calculated as follows:

$$= \frac{1}{\left[\frac{0.3000}{15.9020} \right] + \left[\frac{0.7000}{13.8138} \right]} = 14.3803 \text{ mpg, which rounds to 14 MPG}^1$$

Boredom III 3.0 liter 6 cylinder M4 model type MPG = 14.6840 mpg, which rounds to 15 mi./gal¹

Boredom III 3.0 liter, 6 cylinder, A3 model type MPG is calculated as follows:

$$\frac{1}{\left[\frac{0.2500}{13.8138} \right] + \left[\frac{0.7500}{13.2203} \right]} = 13.3638, \text{ which rounds to 13 MPG}^1$$

Castor 3.0 liter, 6 cylinder, A3 model type MPG is calculated as follows:

$$\frac{1}{\left[\frac{0.2000}{13.2203} \right] + \left[\frac{0.8000}{10.6006} \right]} = 11.0381, \text{ which rounds to 11 MPG}^1$$

Note that even though no Dodo was actually tested, this approach permits its fuel economy figure to be estimated, based on the inertia weight distribution of projected Dodo sales within a specific engine and transmission grouping.

[71 FR 77958, Dec. 27, 2006]

APPENDIXES IV–V TO PART 600 [RESERVED]

APPENDIX VI TO PART 600—SAMPLE FUEL ECONOMY LABELS AND STYLE GUIDELINES FOR 2013 AND LATER MODEL YEARS

This appendix illustrates label content and format for 2013 and later model years. Manufacturers must make a good faith effort to conform to these templates and follow these formatting specifications. EPA will make available electronic files for creating labels.

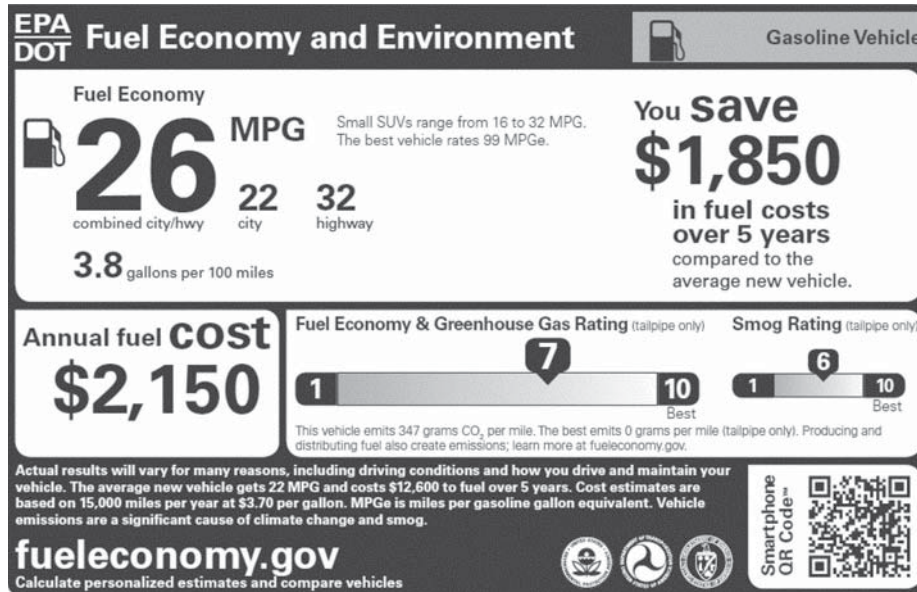
¹The model type fuel economy values rounded to the nearest mile per gallon, are the fuel economy values listed in the EPA

Fuel Economy Guide and used on the general labels (window stickers) for production vehicles for that model year.

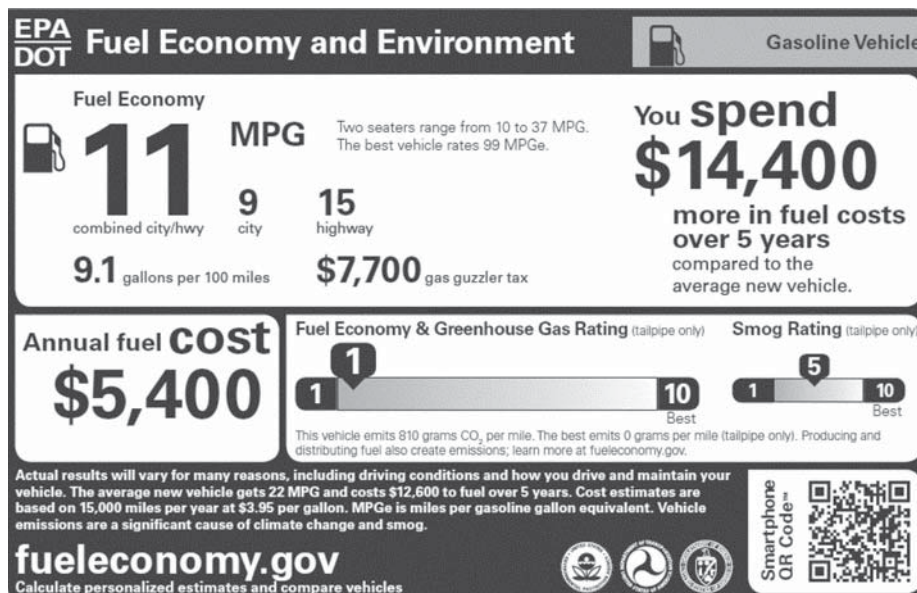
Environmental Protection Agency

Pt. 600, App. VI

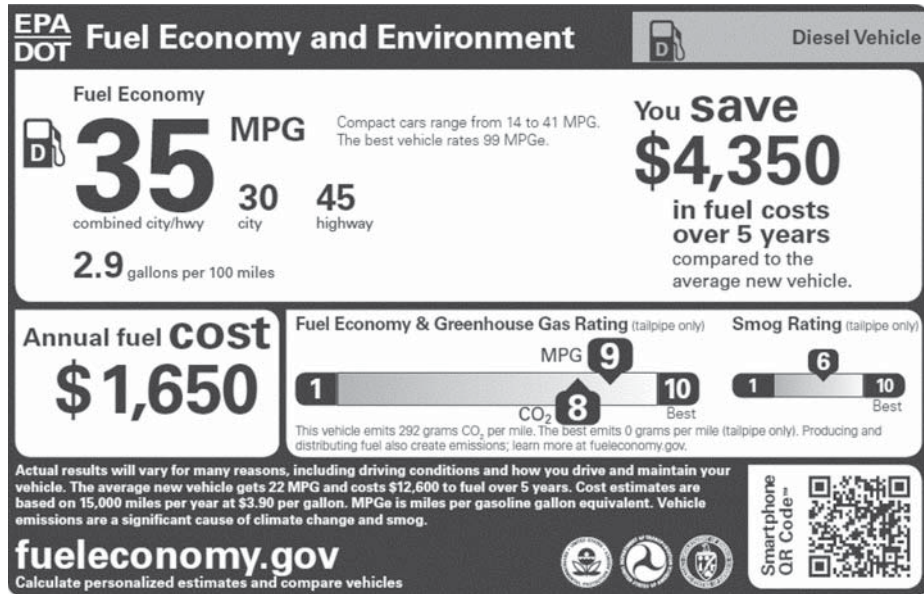
A. GASOLINE-FUELED VEHICLES, INCLUDING HYBRID GASOLINE-ELECTRIC VEHICLES WITH NO PLUG-IN CAPABILITIES



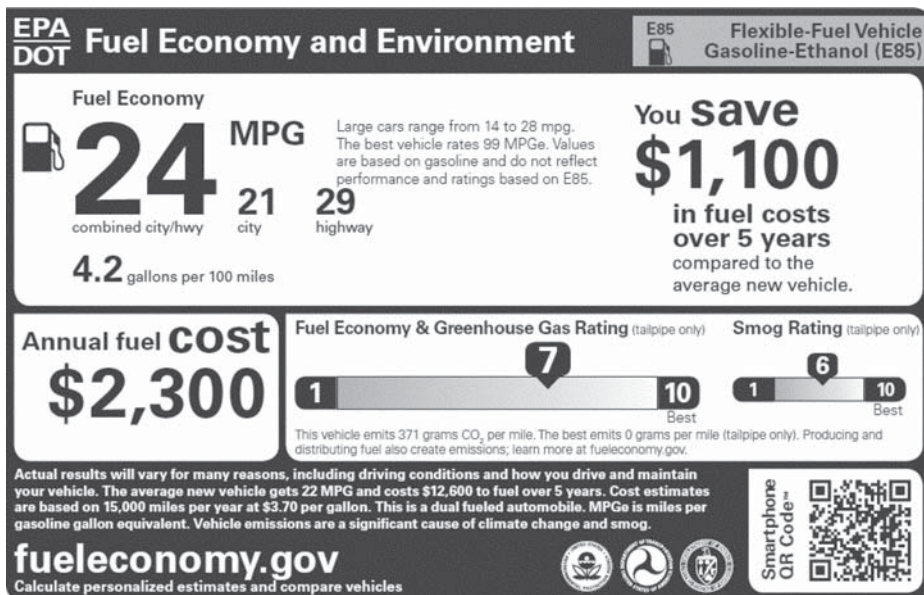
B. GASOLINE-FUELED VEHICLES, INCLUDING HYBRID GASOLINE-ELECTRIC VEHICLES WITH NO PLUG-IN CAPABILITIES, WITH GAS GUZZLER TAX



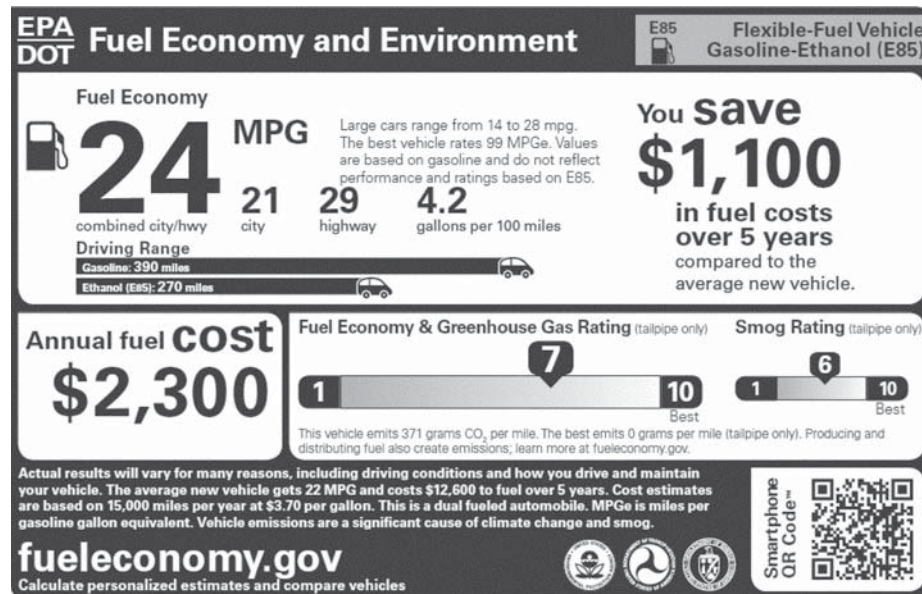
C. DIESEL-FUELED VEHICLES, INCLUDING HYBRID DIESEL-ELECTRIC VEHICLES WITH NO PLUG-IN CAPABILITIES



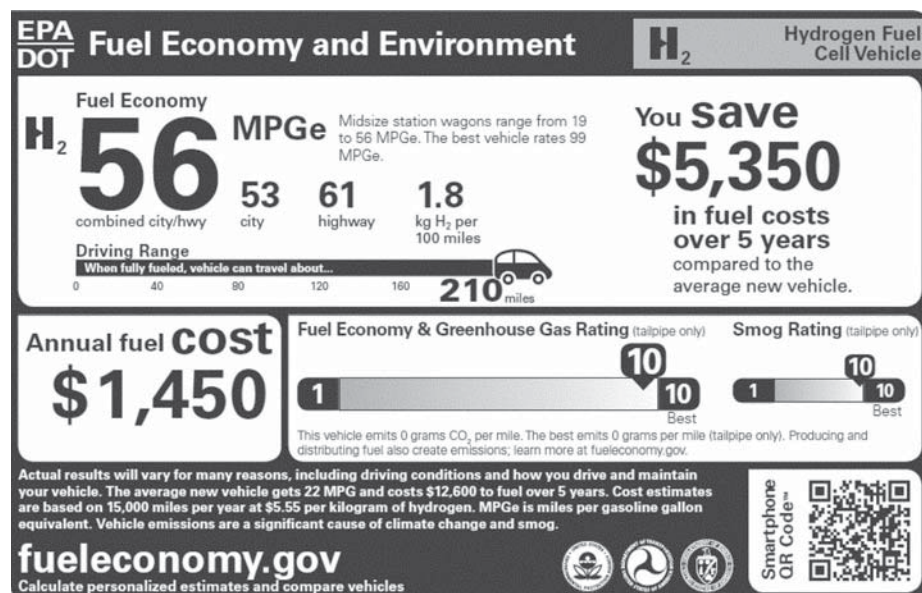
D. DUAL FUEL VEHICLE LABEL (ETHANOL/GASOLINE)



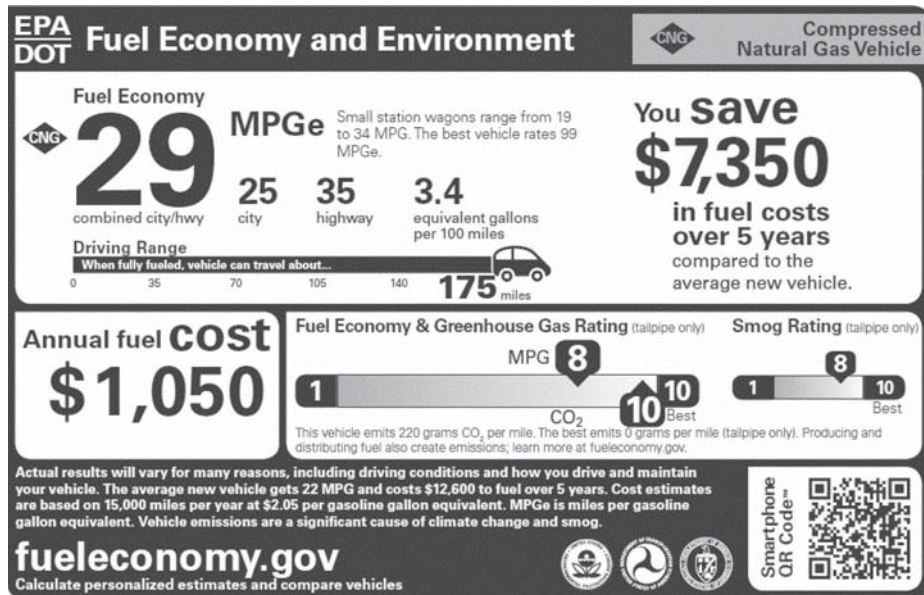
E. DUAL FUEL VEHICLE LABEL (ETHANOL/GASOLINE) WITH OPTIONAL DISPLAY OF DRIVING RANGE VALUES



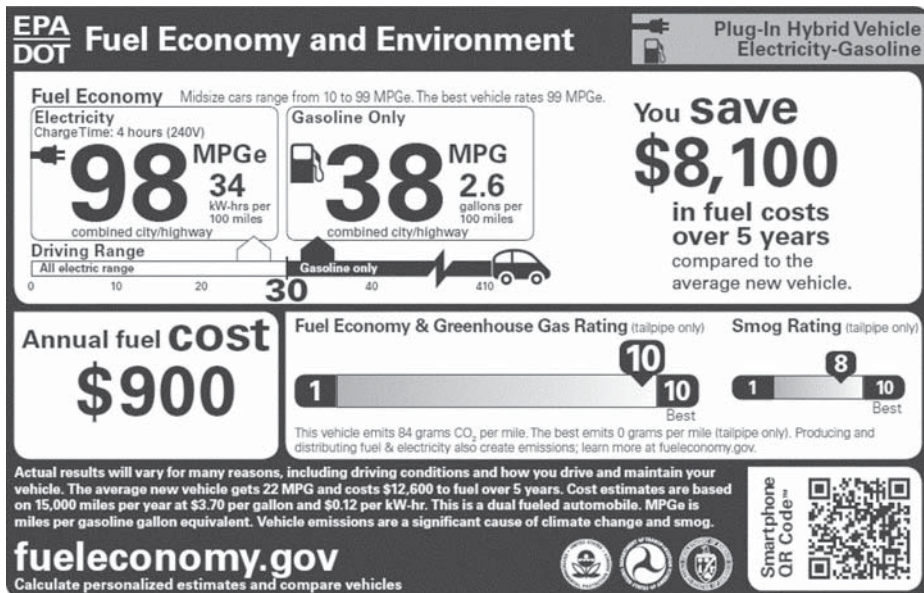
F. HYDROGEN FUEL CELL VEHICLE LABEL



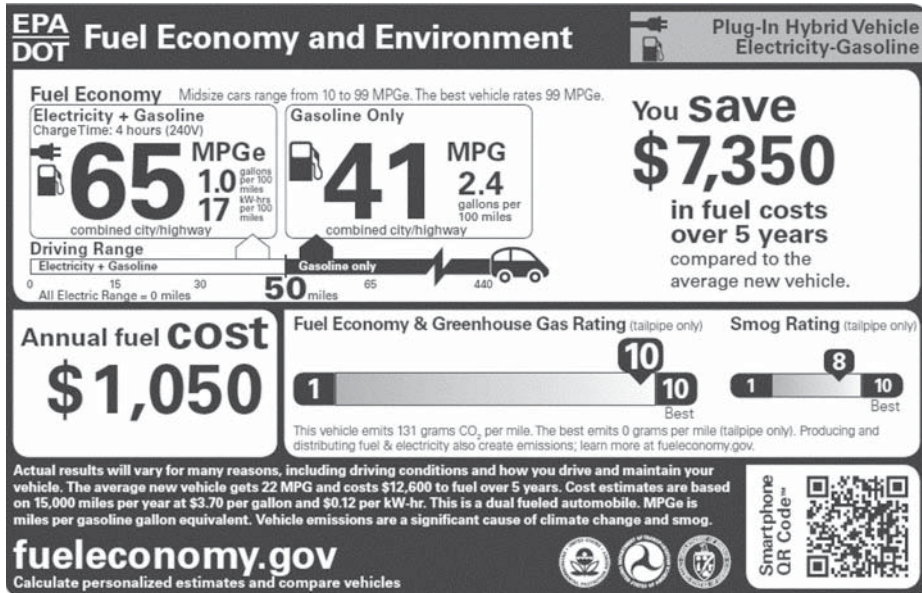
G. NATURAL GAS VEHICLE LABEL



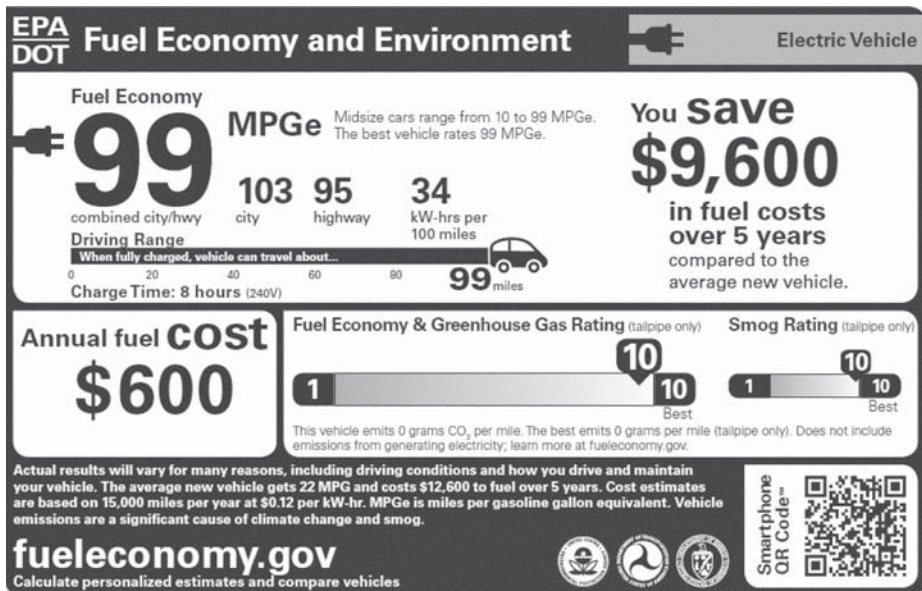
H. PLUG-IN HYBRID ELECTRIC VEHICLE LABEL, SERIES PHEV



I. PLUG-IN HYBRID ELECTRIC VEHICLE LABEL, BLENDED PHEV



J. ELECTRIC VEHICLE LABEL



K. STYLE GUIDELINES

(a) Fuel economy labels must be printed on white or very light paper. Any label markings for which colors are not specified must be in black and white as shown. Some portions of the label must be filled with a blue or blue-shaded color as specified in subpart D of this part. Use the color blue defined in CMYK values of 40c-10m-0y-0k, or it may be specified as Pantone 283.

(b) Use a Univers font from Adobe or another source that properly reproduces the labels as shown in the samples. Use Light (L), Roman (R), Bold (B) or Black (Bl) font weights as noted. Font size is shown in points, followed by leading specifications in points to indicate line spacing (if applicable).

Use white characters in black fields; use black characters in all other places. Unless noted otherwise, text is left-justified with a 1.6 millimeter margin. Some type may need tracking adjustments to fit in the designated space.

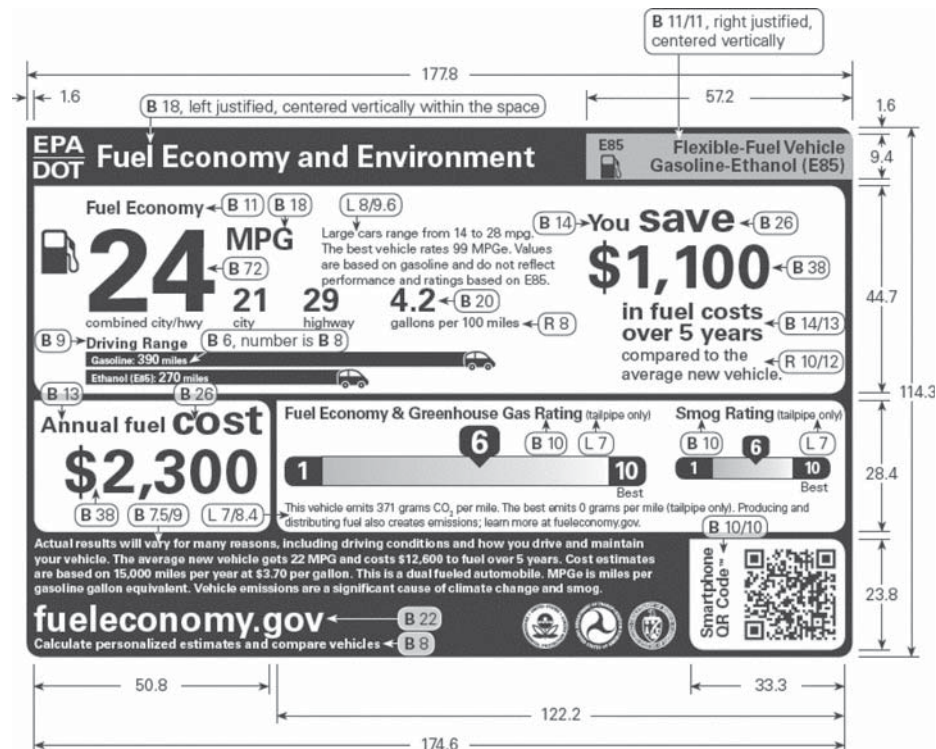
(c) Use the following conventions for lines and borders:

(1) Narrow lines defining the border or separating the main fields are 1.6 millimeter thick.

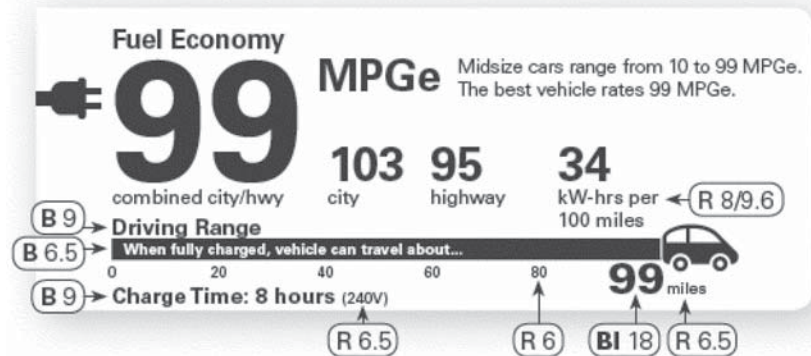
(2) Each rectangular shape or area, including the overall label outline, has an upper left corner that is square (0 radius). All other corners have a 3.2 millimeter radius.

(d) Fuel and vehicle icons, range and slider bars, and agency names and logos are available electronically.

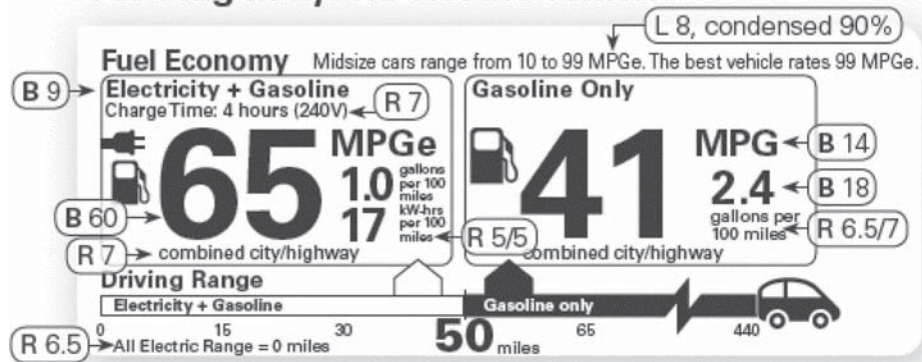
(e) The following figures illustrate the formatting specifications:



For Electric, Hydrogen Fuel Cell & CNG vehicles



For Plug-in hybrid electric vehicles



[76 FR 39570, July 6, 2011]

APPENDIX VII TO PART 600 [RESERVED]

PART 610—FUEL ECONOMY RETROFIT DEVICES

TEST PROCEDURES AND EVALUATION CRITERIA

Subpart A—General Provisions

Sec.

- 610.10 Program purpose.
- 610.11 Definitions.
- 610.12 Program initiative.
- 610.13 Program structure.
- 610.14 Payment of program costs.
- 610.15 Eligibility for participation.
- 610.16 Applicant's responsibilities.
- 610.17 Application format.

Subpart B—Evaluation Criteria for the Preliminary Analysis

- 610.20 General.
- 610.21 Device functional category and vehicle system effects.
- 610.22 Device integrity.
- 610.23 Operator interaction effects.
- 610.24 Validity of test data.
- 610.25 Evaluation of test data.

Subpart C—Test Requirement Criteria

- 610.30 General.
- 610.31 Vehicle tests for fuel economy and exhaust emissions.
- 610.32 Test fleet selection.
- 610.33 Durability tests.
- 610.34 Special test conditions.
- 610.35 Driveability and performance tests.

§ 610.10

40 CFR Ch. I (7–1–21 Edition)

Subpart D—General Vehicle Test Procedures

- 610.40 General.
- 610.41 Test configurations.
- 610.42 Fuel economy measurement.
- 610.43 Chassis dynamometer procedures.

Subpart E—Durability Test Procedures

- 610.50 Test configurations.
- 610.51 Mileage accumulation procedure.
- 610.52 Maintenance.

Subpart F—Special Test Procedures

- 610.60 Non-standard ambient conditions.
- 610.61 Engine dynamometer tests.
- 610.62 Driveability tests.
- 610.63 Performance tests.
- 610.64 Track test procedures.
- 610.65 Other test procedures.

AUTHORITY: Sec. 511, Motor Vehicle Information and Cost Savings Act, as amended (sec. 301, Pub. L. 94-163, 89 Stat. 915 (15 U.S.C. 2011)).

SOURCE: 44 FR 17946, Mar. 23, 1979, unless otherwise noted.

TEST PROCEDURES AND EVALUATION CRITERIA

Subpart A—General Provisions

§ 610.10 Program purpose.

(a) The purpose of an evaluation program initiated under these rules is to determine, in accordance with standardized procedures, the performance of various retrofit devices applicable to automobiles for which fuel economy improvement claims are made, and to compile and disseminate the results of the evaluation. It should be stressed that the role of this program will be the generation, analysis and dissemination of technical data, and not the approval or certification of retrofit devices.

(1) Through engineering or statistical analysis of data from vehicle tests, the evaluation program will determine the effects on fuel economy, exhaust emissions, durability and driveability of the applicable vehicles due to the installation or use of the devices. The evaluation program will also include additional procedures, whenever determined by the Administrator as necessary, to evaluate the durability of the devices themselves, their effects on vehicle durability or other effects only

evident over the course of extended mileage accumulation.

(b) Data generated in an evaluation program by the Administrator of the Environmental Protection Agency (EPA) are public information and will be published in the FEDERAL REGISTER and elsewhere for use by the Federal Trade Commission and the public. The results of any evaluation conducted by the Administrator may be used in any subsequent investigation or enforcement action in the event that a device is marketed in violation of Federal or state law.

§ 610.11 Definitions.

(a) Except as specifically defined below, all terms used in this part which are defined in 40 CFR part 86 or 40 CFR part 600 shall have the meanings provided therein.

(1) “Retrofit device” or “device” means:

(i) Any component, equipment, or other device (except a flow measuring instrument or other driving aid, or lubricant or lubricant additive) which is designed to be installed in or on an automobile as an addition to, as a replacement for, or through alteration or modification of, any original component, or other devices; or

(ii) Any fuel additive which is to be added to the fuel supply of an automobile by means other than fuel dispenser pumps; and

(iii) Which any manufacturer, dealer, or distributor of such device represents will provide higher fuel economy than would have resulted with the automobile as originally equipped, as determined under rules of the Administrator.

(2) “Automobile” means any four-wheeled vehicle propelled by fuel which is manufactured primarily for use on public streets, roads, and highways (except any vehicle operated exclusively on a rail or rails), and which is rated at 6,000 lbs. gross vehicle weight or less.

(3) “Fuel economy” means the average number of miles traveled by an automobile per gallon of gasoline (or equivalent amount of other fuel) consumed, as determined by the Administrator in accordance with procedures established under subpart D or F.

Environmental Protection Agency

§ 610.12

(4) "Manufacturer" means a person or company which is engaged in the business of producing or assembling, and which has primary control over the design specifications, of a retrofit device for which a fuel economy improvement claim is made.

(5) "Retrofit" means the addition of a new item, modification or removal of an existing item of equipment beyond that of regular maintenance, on an automobile after its initial manufacture.

(6) "Federal Test Procedure" or "City Fuel Economy Test" means the test procedures specified in 40 CFR part 86, except as those procedures are modified in these protocols.

(7) "Highway Fuel Economy Test" means the test procedure described in § 600.111(b).

(8) "Operator" means any person who installs, services or maintains a retrofit device in an automobile or who operates an automobile with a retrofit device installed.

(9) "Device integrity" means the durability of a device and effect of its malfunction on vehicle safety or other parts of the vehicle system.

(10) "Test data" means any information which is a quantitative measure of any aspect of the behavior of a retrofit device.

(11) "Testing agent" means any person who develops test data on a retrofit device.

(12) "Preconditioning" means the operation of an automobile through one (1) EPA Urban Dynamometer Driving Schedule, described in 40 CFR part 86.

(13) "Configuration" means the mechanical arrangement, calibration and condition of a test automobile, with particular respect to carburetion, ignition timing, and emission control systems.

(14) "Baseline configuration" means the unretrofitted test configuration, tuned in accordance with the automobile manufacturer's specifications.

(15) "Adjusted configuration" means the test configuration after adjustment of engine calibrations to the retrofit specifications, but excluding retrofit hardware installation.

(16) "Retrofitted configuration" means the test configuration after adjustment of engine calibrations to the

retrofit specifications *and* after all retrofit hardware has been installed.

(17) "Data fleet" means a fleet of automobiles tested at "zero device-miles" in "baseline configuration," the "retrofitted configuration" and in some cases the "adjusted configuration," in order to determine the changes in fuel economy and exhaust emissions due to the "retrofitted configuration," and where applicable the changes due to the "adjusted configuration," as compared to the fuel economy and exhaust emissions of the "baseline configuration."

(18) "Durability fleet" means a fleet of automobiles operated for mileage accumulation used to assess deterioration effects associated with the retrofit device.

(19) "Zero device-miles" means the period of time between retrofit installation and the accumulation of 100 miles of automobile operation after installation.

(20) "Independent laboratory" means a test facility operated independently of any motor vehicle, motor vehicle engine, or retrofit device manufacturer capable of performing retrofit device evaluation tests. Additionally, the laboratory shall have no financial interests in the outcome of these tests other than a fee charged for each test performed.

(21) "Evaluation program" or "program" means the sequence of analyses and tests prescribed by the Administrator as described in § 610.13 in order to evaluate the performance of a retrofit device.

(22) "Preliminary analysis" means the engineering analysis performed by EPA prior to testing prescribed by the Administrator based on data and information submitted by a manufacturer or available from other sources.

[44 FR 17946, Mar. 23, 1979, as amended at 49 FR 18489, May 1, 1984]

§ 610.12 Program initiative.

A retrofit device evaluation program will be initiated as follows:

(a) At the request of the Federal Trade Commission (FTC) when it has reason to believe that fuel economy representation made for a retrofit device being marketed may be inadequate,

§ 610.13

(b) At the EPA Administrator's initiative, or

(c) Upon the application of any manufacturer of a retrofit device (or prototype thereof) for which a fuel economy improvement claim is made.

§ 610.13 Program structure.

(a) Each device evaluation program will consist of up to three phases:

(1) A preliminary analysis of available information and test data on the device to be performed by the EPA Administrator;

(2) Designing and conducting of a sequence of tests to determine device effectiveness if considered necessary by virtue of the Administrator's preliminary analysis; and

(3) Publication in the FEDERAL REGISTER, and submission to the Department of Transportation and to the Federal Trade Commission, of a summary of the results of any tests conducted under subparts C through F, or if none were conducted, then a summary of the results of the preliminary analysis conducted under subpart B; together with the Administrator's conclusions as to the effect of the tested retrofit device on fuel economy and exhaust emissions, and as to any other information that the Administrator determines is relevant in evaluating such device.

(b) Each of the above phases may, as appropriate, include the use of statistically valid sample sizes and statistical evaluation of measured results.

§ 610.14 Payment of program costs.

(a) All costs incurred in an evaluation program initiated at the request of the FTC or at the Administrator's initiative, including the cost of purchasing any necessary quantity of the device under evaluation, will be borne by the United States.

(b) For those evaluation programs initiated at the request of a manufacturer of a retrofit device, should the Administrator test the device, or cause the device to be tested, as part of the evaluation, then that manufacturer shall supply, at his own expense, one or more samples of the device to the Administrator and shall be liable for the costs of testing which are incurred by the Administrator. The manufacturer shall also be liable for the cost of any

40 CFR Ch. I (7-1-21 Edition)

preliminary testing at an independent testing laboratory performed as part of the evaluation program. Apart from the costs of testing a device, EPA shall be responsible for costs of formulating its engineering evaluation of a device.

[44 FR 17946, Mar. 23, 1979, as amended at 49 FR 18838, May 3, 1984]

§ 610.15 Eligibility for participation.

Participation in an evaluation program initiated under § 610.12(c) will be available to any person or company who agrees to follow the procedures set forth in these protocols. Failure to conform to any aspect of these protocols, without the approval of the Administrator, may be interpreted as withdrawal from participation in the program.

§ 610.16 Applicant's responsibilities.

Each applicant for evaluation under § 610.12(c) will be responsible for the following:

(a) Submission of an application, in the format specified by the Administrator, prior to initiation of the evaluation. A separate application shall be made for each different device. The application shall be made to the Administrator (or his delegate) by the manufacturer and shall be updated and corrected by amendment if deemed necessary by EPA.

(b) The application shall be in writing, signed by an authorized representative of the manufacturer, and shall include the following:

(1) Identification and description of the device covered by the application, including drawings, schematics and information on the theory of operation.

(2) Vehicles or engines to which the device is applicable and a description of the types of vehicles or engines to which it is not applicable, e.g., would not provide a benefit, a benefit less than claimed for the device in general, or would result in a safety hazard or damage to the engine. If the reason for inapplicability is safety or damage related, this must be explained as required by paragraph (b)(7) of this section.

(3) Installation or usage instructions, including degree of knowledge required by persons making the installation and the tools and equipment required.

Environmental Protection Agency

§ 610.21

(4) A statement of recommended maintenance, degree of knowledge required for that maintenance, and the tools and equipment required to perform the maintenance.

(5) All data regarding exhaust emissions regulated by EPA under §202 of the Clean Air Act and fuel economy test data on the device or product available to the applicant.

(6) All information available to the applicant concerning whether the device in its operation, function, or malfunction may cause an automobile using that device to emit into the ambient air any substance other than pollutants regulated by EPA under section 202 of the Clean Air Act (*i.e.*, hydrocarbons, carbon monoxide, and oxides of nitrogen), or natural gaseous atmospheric constituents (such as carbon dioxide, or water vapor) in a quantity differing from that emitted in the operation of the automobile without the device.

(7) All information available to the applicant concerning whether and under what conditions the device in its operation, function or malfunction may result in damage to an automobile or endanger its occupants or persons or property in close proximity to the automobile.

(c) Shipment to the EPA's Motor Vehicle Emission Laboratory, or other test site designated by the Administrator, of the devices being evaluated in the quantity specified by the Administrator.

(d) Complete copies of the application and of any amendments thereto shall be submitted in such multiple copies as the Administrator may require.

§ 610.17 Application format.

(a) Device manufacturers who apply for evaluation of a fuel economy retrofit device should use the standard application format, in order to allow the Administrator to compile relevant data on specific devices and to allow timely response to applications. Application formats are available from and submissions shall be made to:

Director, Emission Control Technology Division, Environmental Protection Agency,
2565 Plymouth Road, Ann Arbor, Michigan

48105. Attn: Fuel Economy Retrofit Device Evaluation.

(b) Four weeks should be allowed for analysis of the application and preparation of a response. As indicated in other sections of this part, this response will include the evaluation of the device according to the criteria discussed in subpart B of this part. The results of the Administrator's evaluation will be made public.

Subpart B—Evaluation Criteria for the Preliminary Analysis

§ 610.20 General.

The Administrator will employ the following criteria for evaluating the accuracy of fuel economy representations made with respect to retrofit devices:

- (a) Device functional category;
- (b) Device integrity;
- (c) Operator interaction effects;
- (d) Validity of test data;
- (e) Evaluation of test data;

as these concepts are explained in §§ 610.21 through 610.25 respectively.

§ 610.21 Device functional category and vehicle system effects.

(a) The devices evaluated in this program are organized into categories for purposes of definition and establishment of evaluation criteria and test procedures, and to indicate which vehicle functional characteristics (other than fuel economy) may be adversely affected by installation or use of the device.

(b) A device's category will be based on:

- (1) Engineering principles governing operation of the device;
- (2) Interaction between the device and specific vehicle/engine operating characteristics; and
- (3) Constraints with respect to vehicle applicability of the device.

(c) The device categories and the vehicle functional characteristics which may be adversely affected are noted for each device category in Table I. The notation for each characteristic is as follows:

Exhaust emissions.....	1
Driveability.....	2
Durability	3

§ 610.22

40 CFR Ch. I (7–1–21 Edition)

Performance4

TABLE 1

Device categories	Characteristics adversely affected
Fuel-Air System	
Carburetors and fuel injection systems	All.
Air-fuel ratio modifiers (e.g., air bleeds) ...	All.
Atomization devices (acoustic and mechanical).	All.
Vapor Injectors	All.
Choke controls	1, 2, and 4.
Air filters	1, 2, and 4.
Fuel-air distribution systems (intake manifolds).	1, 2, and 4.
Fuel pressure regulators	All.
Ignition System	
Spark plugs	All.
Spark timing control systems	All.
Spark duration control systems	1, 4.
Spark energy sources	1, 4.
Emission Control Systems	
Exhaust gas recirculation (EGR) systems	All.
After-treatment devices	1, 2, and 4.
Drivetrain	
Tires	1.
Overdrive units	All.
Torque converter lockups	1, 2, and 4.
Exhaust System	
Headers	1.
Tuned exhaust systems	1.
Accessories	
Cooling fan or cooling fan couplings	1.
Cold start aids (e.g., engine heaters)	1.
Lubrication	
Oil filters	3.
Vehicle Body	
Aerodynamic drag reduction devices	1.
Miscellaneous	
Modification to valve timing	All.
Retrofit prechambers	All.
Fuel additives	All.
Other miscellaneous	Potentially all.

(d) In the absence of sufficient information from the device manufacturer on this topic or if the Administrator's preliminary analysis indicates that testing is necessary to determine the nature or extent of possible adverse effects of device installation and use on vehicle operation and performance, the Administrator will require such tests to be conducted prior to the publication of a complete evaluation of the device.

[44 FR 17946, Mar. 23, 1979, as amended at 49 FR 18489, May 1, 1984]

§ 610.22 Device integrity.

The integrity of a device will be evaluated with respect to:

(a) The extent to which device manufacture is standardized by means of drawings, specifications, and other fabrication and quality assurance controls;

(b) The degree of sensitivity of device effectiveness to deterioration under exposure to normal operating conditions.

(c) The susceptibility of the device to deterioration of effectiveness under abnormal operating conditions;

(d) The effect upon its surroundings of device malfunction which may be reasonably anticipated to occur in actual use; and

(e) The extent to which test data support (b), (c) and (d).

§ 610.23 Operator interaction effects.

The device will also be evaluated with respect to:

(a) The degree of sensitivity of device effectiveness to variances in installation, operation and maintenance;

(b) The adequacy of manufacturer-furnished instructions for minimizing variances in installation, operation and maintenance;

(c) The extent to which device installation or use, or the effects of such installation or use, relate to Federal emission control regulations;

(d) Effects on the performance, safety, or occupant comfort of the retrofitted vehicle, and on that of other vehicles; and

(e) The relationship between total cost of ownership of the device (purchase price plus maintenance costs) and the cost savings realizable from its fuel economy effects.

§ 610.24 Validity of test data.

The Administrator will make a determination as to the validity of manufacturer-furnished test data on the basis of:

(a) The correlation between the test procedures used by the manufacturer or testing agent and the procedures prescribed in subpart D;

(b) The choice of test vehicle(s) as representative of the manufacturer's claim for operation and/or principles of operation;

Environmental Protection Agency

§ 610.31

(c) The degree of control exercised over ambient and operating conditions in the tests, including vehicle calibrations;

(d) Accuracy and precision of the measurement techniques and instrumentation used in the tests;

(e) Disclosure of all test data acquired on the device, whether representing positive, negative, or inconclusive results;

(f) Qualifications and independence of the testing agent; and

(g) The extent to which test data include evaluation of the durability of the device, or its effect on vehicle durability.

§ 610.25 Evaluation of test data.

Valid manufacturer-furnished test data will be evaluated with respect to:

(a) Vehicle applicability;

(b) Dependence of device effects upon vehicle type;

(c) Device effects on fuel economy, and on emissions, with statistical or other caveats as established by the data base;

(d) Definition of claims which can be made based on the available data; and

(e) Substantiation of specified claims made by the manufacturer.

Subpart C—Test Requirement Criteria

§ 610.30 General.

(a) If the Administrator determines, by the criteria given in subpart B, that the claims made for a device are not supported by existing test data or other information, the Administrator will request the manufacturer to furnish additional information, and may design a test program to investigate those areas where claims appear to be erroneous or unsupported or where adverse effects due to use of the device are suspected.

(b) In cases where the Administrator determines on the basis of the preliminary analysis that a device either can have no significant beneficial effect on fuel economy, or will have an adverse effect on emissions, he may elect not to design a test program or test the device and to publish only his preliminary analysis and conclusions.

(c) If the evaluation was initiated upon application of a manufacturer (as described in § 610.12(c)) and the manufacturer elects not to have the device tested, the Administrator's preliminary analysis and conclusions will be published.

(d) For each device that the Agency intends to test, the Administrator will give the manufacturer prior notice by mail of the Agency's intent to test the device and provide the manufacturer the opportunity to attend the test sessions and to comment on the specific test design and results.

[44 FR 17946, Mar. 23, 1979, as amended at 49 FR 18489, May 1, 1984]

§ 610.31 Vehicle tests for fuel economy and exhaust emissions.

(a) The tests described in subpart D, E, or F may be conducted if existing data or other information are insufficient to support claims for a device in any of these areas:

(1) Degree of improvement in fuel economy

(2) Effect on exhaust emissions

(3) Vehicle applicability

(b) The Administrator may determine that, in certain cases, tests using engine dynamometers are adequate for determining the effect of a device. Examples of such cases are given below.

(1) *Long-term effects.* In some cases, it may be necessary for the engine to operate for several thousand miles before the effectiveness can be adequately measured. In such cases an engine dynamometer will permit a less expensive and better controlled durability and economy test than one in which a vehicle must be driven on a durability route and then tested on a chassis dynamometer or test track.

(2) *Durability requirements.* Aspects of engine durability can be efficiently determined using specialized engine testing rather than through durability mileage accumulation in a vehicle. A number of standard engine tests are presently used which can be incorporated into this requirement.

(c) When in the judgment of the Administrator a device cannot satisfactorily be evaluated using either dynamometer or track versions of the City Fuel Economy Test and the Highway

§610.32

40 CFR Ch. I (7–1–21 Edition)

Fuel Economy Test, the Administrator will select or design other procedures.

§610.32 Test fleet selection.

(a) The composition and size of the test fleet will be determined by the Administrator. In a device evaluation program initiated at the request of the FTC, the composition and size of the test fleet will be determined by the Administrator in consultation with the FTC.

(b) The goal of the test fleet selection will be the provision of a data base adequate to give the Administrator reasonable confidence in the conclusions to be reached.

(c) Once the number of vehicles to be tested has been determined, the Administrator will specify the test fleet makeup by make, model, model year, engine displacement and carburetor, transmission type, and such other factors as he may deem relevant to the testing program.

§610.33 Durability tests.

The Administrator may determine that a device under evaluation will require durability testing in addition to the basic evaluation testing for device effectiveness. This requirement may be necessary for several reasons:

(a) A retrofit device manufacturer may claim that some mileage accumulation may be needed before the full effectiveness of the device can be obtained. If such claims are made, durability testing as described in subpart E may be performed. To determine whether the effectiveness change during the mileage accumulation is a function of the device or of the mileage accumulation alone, in some durability tests it may be necessary to run the mileage accumulation on vehicles with and without the device. Due to the high cost of durability testing and in particular of such duplicate testing, it will be used only where it is judged by the Administrator to be necessary.

(b) A device may have a limited life expectancy or be such that it requires replacement or adjustment at a prescribed mileage interval. Confirmatory durability tests may be run to assess whether such mileage intervals are proper and effective.

(c) A device may be suspected of having an adverse effect on the durability of the engine to which it is applied. After identification of a potential failure mode, durability tests may be conducted to investigate any changes in engine characteristics associated with that failure mode. Examples are valve problems, deterioration in spark plug life, increase in carburetor or combustion chamber deposits, or increased engine wear. If it is not possible to directly measure the change in the suspect characteristic, then a durability run may be made as described in subpart E, in which fuel economy and exhaust emissions are periodically checked during the accumulation of up to 15,000 miles.

(d) A critical item which can influence fuel economy is vehicle maintenance. Any durability test program used in evaluation of the effectiveness of a fuel economy device will be designed to differentiate maintenance effects from the effect of the device. Any maintenance associated with the device operation will be rigidly controlled. If the maintenance appears to be a significant factor in the effectiveness of a device, then it may be necessary to run a control test on vehicles without the device installed where the same maintenance is performed to quantify any incremental effect of that maintenance.

§610.34 Special test conditions.

If the Administrator determines that a device may have potentially detrimental effects on the operation of a vehicle when operated in ambient conditions outside the range specified in 40 CFR part 86, or if the device manufacturer claims a fuel economy improvement in such conditions, additional tests may be performed. These tests will determine whether the device will significantly limit the operational usefulness of the vehicle and will assess the claimed fuel economy benefit.

(a) *Extreme temperatures.* As required by the Administrator, tests will be conducted at extreme ambient temperature conditions to determine the effect due to devices (e.g. engine heaters) for which fuel economy improvements at extreme temperatures are made. For other devices it may be necessary to

Environmental Protection Agency

§ 610.42

determine whether the cold starting and driving capability of device-equipped vehicles is affected sufficiently to make them dangerous, or whether fuel economy characteristics at extreme temperatures are significantly worse than before the device was installed.

(b) *High altitude.* Devices for which specific claims of improved fuel economy at high altitude are made may be tested using the procedures in subpart D, at altitudes above 4000 feet. For other devices, testing at high altitude may be necessary for determining whether a device will make the vehicle less useful or efficient when operated at various altitudes. The Administrator will determine when such testing is required.

§ 610.35 Driveability and performance tests.

If the Administrator determines that driveability and performance of a vehicle may be adversely affected by the use of a device, a number of automobiles to be determined by the Administrator will be subjected to the driveability and performance tests discussed in §§ 610.62 and 610.63, respectively.

Subpart D—General Vehicle Test Procedures

§ 610.40 General.

Two chassis dynamometer test procedures, the Federal Test Procedure and the Highway Fuel Economy Test will generally be used to evaluate the effectiveness of the devices supplemented by steady state or engine dynamometer tests where warranted. Under unusual circumstances, other test procedures, durability test procedures or special test procedures such as track versions of the City and Highway fuel economy tests may be used. These procedures are described in subparts E and F.

§ 610.41 Test configurations.

(a) In order to measure the effectiveness of a retrofit device at least two, and in some cases, three vehicle configurations defined in § 610.11 will be tested. Each vehicle will be tested at least twice in each configuration, as determined by the Administrator.

(b) The first test configuration is a baseline configuration. In this configuration the baseline or unretrofitted vehicle emissions will be measured.

(c) A second test configuration, an adjusted configuration, may be required at the discretion of the Administrator if a device requires both hardware and engine parameter modifications to achieve the fuel economy improvement. If, in the Administrator's judgment, based on a review of the available information, the combined effects of retrofit hardware installation and parametric adjustment could be substantially duplicated by parametric adjustment alone, then the Administrator may specify a second test, to evaluate such adjustment exclusive of the retrofit hardware.

(d) The third series of tests, in the retrofitted configuration, will evaluate the full retrofit system installed on the vehicle.

§ 610.42 Fuel economy measurement.

(a) Fuel consumption will be measured by:

(1) The carbon balance method, or

(2) Gravimetric or volumetric methods. In the gravimetric and volumetric methods, fuel consumption is determined by weighing the fuel source before and after a test, or by measuring the volume of fuel consumed during a test. Since the distance traveled during the tests is known, the fuel economy, in miles per gallon, can be calculated. Gravimetric and volumetric methods require the use of special test equipment in addition to the emissions measuring equipment.

(b) The carbon balance procedure for measuring fuel consumption relates the carbon products in the exhaust to the amount of fuel burned during the test. This method will be the one used to measure fuel economy unless track or road tests are employed.

(c) Three values of fuel economy will be reported: for city driving ('75 FTP), for highway driving (HFET), and the combined city/highway value calculated according to this equation:

$$\text{MPG}_{\text{combined}} = 1 / \left[\frac{0.55}{\text{MPG}_{\text{city}}} + \frac{0.45}{\text{MPG}_{\text{hwy}}} \right]$$

§ 610.43

40 CFR Ch. I (7–1–21 Edition)

§ 610.43 Chassis dynamometer procedures.

(a)(1) *1975 Federal Test Procedure.* Vehicle exhaust emissions and fuel economy under urban driving conditions will be measured according to the Federal emission test procedure described in 40 CFR part 86, subpart B, which is known as the 1975 Federal Test Procedure ('75 FTP). However, the following modifications will be employed:

(i) No evaporative emission loss, as specified by 40 CFR part 86 need be measured (with the exception of devices modifying or disconnecting existing evaporative control devices in such a manner as would be expected to adversely affect their evaporative emission control performance).

(ii) Vehicle preconditioning shall consist of operation of the vehicle through one (1) EPA Urban Dynamometer Driving Schedule. This preconditioning must be done at least 12 hours, but no earlier than 36 hours before the emission test.

(iii) While the test fuel must meet the specifications outlined in 40 CFR part 86, fuel conditioning as specified for evaporative emission test procedures is not required.

(b) *Highway Fuel Economy Test.* The test vehicle is fully warmed up at the start of the highway Fuel Economy Test which is ordinarily run immediately following the Federal Emission Test Procedure. The test procedure to be followed for generation of highway fuel economy data is that specified in § 600.111.

(c) *Steady state tests.* Constant speed, road load tests may be conducted to help give insight into operational differences and exhaust emission and fuel economy changes due to a retrofit device. Speeds between 0 (engine idling) and 60 mpg will be investigated, with a time period at each speed long enough to ensure that engine operation has stabilized.

Subpart E—Durability Test Procedures

§ 610.50 Test configurations.

(a) In addition to the tuneup to manufacturer's specifications per § 610.41, all vehicles in the durability fleet will

have installed the following new parts: Air, oil, and fuel filters, spark plugs, points, condenser, rotor, distributor cap, PCV valve, and emission control devices such as vacuum control valves and EGR valves.

(b) Vehicles included in the durability fleet will be subjected at zero device-miles to the same test sequence for fuel economy and exhaust emissions as specified in subpart D. Subsequently, they will be tested at 3,000 device-mile intervals, up to and including the final mileage point of 15,000 device-miles. Testing at these mileage points will be performed with the vehicle equipped with the full retrofit system.

(c) After the 15,000-mile test the vehicle will be tuned as necessary and the device adjusted to the manufacturer's specifications as required. The fully restored retrofitted configuration will then be tested. The device will then be removed from the vehicle and the vehicle set to vehicle manufacturer's specifications. A tuned baseline test will then be conducted.

§ 610.51 Mileage accumulation procedure.

(a) Except as otherwise provided in this part, the mileage accumulation procedure will be that provided in 40 CFR part 86. This mileage accumulation schedule, or a suitable alternate procedure approved by the Administrator, will be used.

(b) Fuel used in the accumulation of mileage will be commercial fuel available in the retail market and shall conform to the requirements of 40 CFR part 86 for mileage accumulation fuel.

(1) The requirements of this paragraph may be modified by the Administrator when it is a fuel or fuel additive that is being tested.

§ 610.52 Maintenance.

(a) Maintenance during the durability evaluation can best be considered in three separate categories:

(1) Normal scheduled vehicle maintenance,

(2) Unscheduled vehicle maintenance, and

(3) Retrofit maintenance.

(b) Normal scheduled vehicle maintenance is the periodic service specified in the original owner's manual supplied

Environmental Protection Agency

§ 610.61

to the owner at the time of new vehicle purchase.

(1) Normal periodic engine oil changes, vehicle lubrication, and oil filter changes, as specified in the original owner's manual, will be performed during durability mileage accumulation.

(2) For purposes of this part, the following items of normally scheduled vehicle maintenance will not be performed during the durability mileage accumulation:

(i) Normal tune-up items:

(A) Spark plugs.

(B) Condenser.

(C) Rotor.

(D) Distributor cap.

(ii) Air Cleaner element.

(iii) PCV Inspection.

(iv) Dwell and timing check.

(v) Charging circuit check.

(3) Periodic maintenance items specified in the original owner's manual, other than those listed above, may be performed if found to be necessary by the Administrator.

(c) *Unscheduled maintenance.* Because the vehicles used for durability evaluation in this program will probably have considerable mileage accumulation and unknown maintenance prior to inclusion in the program, it can be anticipated that certain vehicle and engine failures may occur, which may be unrelated to the retrofit device. Unscheduled maintenance will be performed only in those cases where a significant and obvious driveability problem has been reported by the driver of the vehicle.

(1) Correction of the following problems will be made as soon as the problems occur:

(i) Tire replacement (same size and type).

(ii) Vehicle body repairs (remote from engine and retrofit).

(iii) Windshield wipers.

(iv) Fluid levels unrelated to retrofit.

(v) Brakes.

(vi) Hoses unrelated to retrofit.

(vii) Belts unrelated to retrofit.

(viii) Suspension failures.

(ix) Wheel alignment.

(x) Steering.

(xi) Wheel bearings.

(xii) Non-engine electrical system.

(xiii) Drivetrain components (U-joints, axles, transmission adjustments, etc.)

(2) Other unscheduled maintenance of the engine or drivetrain may be made as directed by the Administrator. Upon notification of a need for unscheduled maintenance, the Administrator may decide that before and after maintenance fuel economy tests are required.

(d) *Retrofit maintenance.* Maintenance of the retrofit device will normally not be performed during the accumulation of durability mileage of 15,000 miles. However, certain retrofit devices may require periodic maintenance that is directly related to device function. An example is the periodic addition of fluid to the reservoir of a vapor injector. The Administrator will determine whether periodic maintenance will be allowed, based on his review of available information including the device manufacturer's maintenance instructions to the consumer.

(e) A log of all maintenance shall be kept for every vehicle. These logs will be summarized in the final report by the Administrator.

Subpart F—Special Test Procedures

§ 610.60 Non-standard ambient conditions.

(a) *Extreme temperatures.* For vehicles required to be tested at extreme temperatures, the test sequence described in § 610.41 will be performed using either test track or dynamometer, in ambient temperatures outside the 60° to 90° range specified in § 610.64 as determined by the Administrator. The driveability tests described in § 610.62 may also be performed at non-standard temperatures, as determined to be necessary by the Administrator.

(b) *High altitudes.* Vehicles required to be tested at high altitudes will undergo the tests described in § 610.43 if necessary, on either test track or dynamometer as determined by the Administrator. One test location, at an elevation of no less than 4000 feet, will be selected.

§ 610.61 Engine dynamometer tests.

The Administrator will choose a test procedure or procedures from various

engine dynamometer durability test procedures used by research organizations in government, the oil industry, engine manufacturing companies, and independent laboratories.

§ 610.62 Driveability tests.

Driveability assessment (at normal ambient temperatures) of the baseline configuration, of the adjusted configuration (if required by the Administrator), and of the fully retrofitted configuration may be conducted at zero device-miles for all vehicles included in the durability fleet, and at approximately zero device-miles at low ambient temperatures (0 °F–20 °F). Driveability evaluation procedures will be provided by the Administrator when necessary.

§ 610.63 Performance tests.

The effect of a device on a vehicle's performance will be determined by performing wide-open-throttle 0 to 60 mph acceleration tests (at normal ambient temperatures) on the baseline vehicle configuration, on the adjusted configuration (if required), and on the fully retrofitted configuration. Tests will be conducted on a dry, level, smooth-surfaced test track, with appropriate speed-time measuring equipment, on as many vehicles as determined to be necessary.

§ 610.64 Track test procedures.

(a) Cases may arise where it will be necessary to evaluate the fuel economy effects of a retrofit device on a test track, because the effect of the device cannot be adequately tested using the chassis dynamometer procedures. (An obvious example is a device that changes the aerodynamic drag of the test vehicle.) In such cases, testing will be performed on a dry, level, smooth-surfaced test track for such dimensions that the speeds required by the city and highway fuel economy tests may be safely achieved.

(1) Because aerodynamic drag is not a linear function of velocity, it will be necessary to limit testing to times when the wind velocity is less than 5 mph, with gusts less than 10 mph.

(2) Testing will also be limited to ambient temperatures between 60° and 90 °F, and to times when the ambient

temperature remains reasonably constant during individual tests. Temperature differences between tests of baseline and retrofit configurations will also be minimized.

(3) Exhaust emissions will not be measured during track testing.

(4) Fuel economy of a vehicle running on a track will be measured using either a volumetric or gravimetric procedure approved by the Administrator.

(5) Vehicle speed and distance will be measured with a “fifth wheel” type of device. Suitable apparatus will be used to generate a permanent record (strip chart recorder, etc.) of the vehicle speed versus time.

(b) *City fuel economy test.* Although essentially the same procedures will be used for track testing as for dynamometer testing, some modifications will be necessary to insure safe operation of the test vehicle and to adjust to the requirements of track testing.

(1) An assistant to the driver will be necessary to steer the vehicle, so that the driver will not be distracted from following the speed-time schedules used in the Federal test procedure.

(2) The test vehicle will be preconditioned within the same time constraints given in § 610.43(a)(1)(ii). Preconditioning may take place either on the track or on a dynamometer. The 12-hour soak after preconditioning will take place in an area where the ambient temperature will remain within the 60° to 90 °F range, indoors, if necessary.

(3) The vehicle will be transported to the test track without being started. If the distance from soak area to track is no greater than one-quarter mile, then the vehicle may be pushed or towed to the track. Otherwise the vehicle must be transported by truck or trailer.

(4) Fuel economy will be determined by either a gravimetric or volumetric method.

(c) *Highway fuel economy test.* The highway test will follow the city fuel economy test in the same manner as in dynamometer tests (§ 610.43(b)). Fuel economy will be measured by gravimetric or volumetric methods.

(d) *Steady state tests.* Steady state tests on the track will be run in the same manner as on the dynamometer

Environmental Protection Agency

§ 610.65

except that fuel economy will be measured by gravimetric or volumetric methods.

§ 610.65 Other test procedures.

The Administrator may, pursuant to § 610.31(c), choose a test procedure or procedures from those used by research organizations in government, the oil

industry, engine manufacturing companies, and independent laboratories. If none of these is deemed suitable, the Administrator may, in consultation with the party requesting the test, design a dynamometer, track or road test to measure the effects of the device.

PARTS 611–699 [RESERVED]

FINDING AIDS

A list of CFR titles, subtitles, chapters, subchapters and parts and an alphabetical list of agencies publishing in the CFR are included in the CFR Index and Finding Aids volume to the Code of Federal Regulations which is published separately and revised annually.

Table of CFR Titles and Chapters

Alphabetical List of Agencies Appearing in the CFR

List of CFR Sections Affected

Table of CFR Titles and Chapters

(Revised as of July 1, 2021)

Title 1—General Provisions

- I Administrative Committee of the Federal Register (Parts 1—49)
- II Office of the Federal Register (Parts 50—299)
- III Administrative Conference of the United States (Parts 300—399)
- IV Miscellaneous Agencies (Parts 400—599)
- VI National Capital Planning Commission (Parts 600—699)

Title 2—Grants and Agreements

SUBTITLE A—OFFICE OF MANAGEMENT AND BUDGET GUIDANCE FOR GRANTS AND AGREEMENTS

- I Office of Management and Budget Governmentwide Guidance for Grants and Agreements (Parts 2—199)
- II Office of Management and Budget Guidance (Parts 200—299)

SUBTITLE B—FEDERAL AGENCY REGULATIONS FOR GRANTS AND AGREEMENTS

- III Department of Health and Human Services (Parts 300—399)
- IV Department of Agriculture (Parts 400—499)
- VI Department of State (Parts 600—699)
- VII Agency for International Development (Parts 700—799)
- VIII Department of Veterans Affairs (Parts 800—899)
- IX Department of Energy (Parts 900—999)
- X Department of the Treasury (Parts 1000—1099)
- XI Department of Defense (Parts 1100—1199)
- XII Department of Transportation (Parts 1200—1299)
- XIII Department of Commerce (Parts 1300—1399)
- XIV Department of the Interior (Parts 1400—1499)
- XV Environmental Protection Agency (Parts 1500—1599)
- XVIII National Aeronautics and Space Administration (Parts 1800—1899)
- XX United States Nuclear Regulatory Commission (Parts 2000—2099)
- XXII Corporation for National and Community Service (Parts 2200—2299)
- XXIII Social Security Administration (Parts 2300—2399)
- XXIV Department of Housing and Urban Development (Parts 2400—2499)
- XXV National Science Foundation (Parts 2500—2599)
- XXVI National Archives and Records Administration (Parts 2600—2699)

Title 2—Grants and Agreements—Continued

Chap.	
XXVII	Small Business Administration (Parts 2700—2799)
XXVIII	Department of Justice (Parts 2800—2899)
XXIX	Department of Labor (Parts 2900—2999)
XXX	Department of Homeland Security (Parts 3000—3099)
XXXI	Institute of Museum and Library Services (Parts 3100—3199)
XXXII	National Endowment for the Arts (Parts 3200—3299)
XXXIII	National Endowment for the Humanities (Parts 3300—3399)
XXXIV	Department of Education (Parts 3400—3499)
XXXV	Export-Import Bank of the United States (Parts 3500—3599)
XXXVI	Office of National Drug Control Policy, Executive Office of the President (Parts 3600—3699)
XXXVII	Peace Corps (Parts 3700—3799)
LVIII	Election Assistance Commission (Parts 5800—5899)
LIX	Gulf Coast Ecosystem Restoration Council (Parts 5900—5999)

Title 3—The President

I	Executive Office of the President (Parts 100—199)
---	---

Title 4—Accounts

I	Government Accountability Office (Parts 1—199)
---	--

Title 5—Administrative Personnel

I	Office of Personnel Management (Parts 1—1199)
II	Merit Systems Protection Board (Parts 1200—1299)
III	Office of Management and Budget (Parts 1300—1399)
IV	Office of Personnel Management and Office of the Director of National Intelligence (Parts 1400—1499)
V	The International Organizations Employees Loyalty Board (Parts 1500—1599)
VI	Federal Retirement Thrift Investment Board (Parts 1600—1699)
VIII	Office of Special Counsel (Parts 1800—1899)
IX	Appalachian Regional Commission (Parts 1900—1999)
XI	Armed Forces Retirement Home (Parts 2100—2199)
XIV	Federal Labor Relations Authority, General Counsel of the Federal Labor Relations Authority and Federal Service Impasses Panel (Parts 2400—2499)
XVI	Office of Government Ethics (Parts 2600—2699)
XXI	Department of the Treasury (Parts 3100—3199)
XXII	Federal Deposit Insurance Corporation (Parts 3200—3299)
XXIII	Department of Energy (Parts 3300—3399)
XXIV	Federal Energy Regulatory Commission (Parts 3400—3499)
XXV	Department of the Interior (Parts 3500—3599)
XXVI	Department of Defense (Parts 3600—3699)

Title 5—Administrative Personnel—Continued

Chap.	
XXVIII	Department of Justice (Parts 3800—3899)
XXIX	Federal Communications Commission (Parts 3900—3999)
XXX	Farm Credit System Insurance Corporation (Parts 4000—4099)
XXXI	Farm Credit Administration (Parts 4100—4199)
XXXIII	U.S. International Development Finance Corporation (Parts 4300—4399)
XXXIV	Securities and Exchange Commission (Parts 4400—4499)
XXXV	Office of Personnel Management (Parts 4500—4599)
XXXVI	Department of Homeland Security (Parts 4600—4699)
XXXVII	Federal Election Commission (Parts 4700—4799)
XL	Interstate Commerce Commission (Parts 5000—5099)
XLI	Commodity Futures Trading Commission (Parts 5100—5199)
XLII	Department of Labor (Parts 5200—5299)
XLIII	National Science Foundation (Parts 5300—5399)
XLV	Department of Health and Human Services (Parts 5500—5599)
XLVI	Postal Rate Commission (Parts 5600—5699)
XLVII	Federal Trade Commission (Parts 5700—5799)
XLVIII	Nuclear Regulatory Commission (Parts 5800—5899)
XLIX	Federal Labor Relations Authority (Parts 5900—5999)
L	Department of Transportation (Parts 6000—6099)
LII	Export-Import Bank of the United States (Parts 6200—6299)
LIII	Department of Education (Parts 6300—6399)
LIV	Environmental Protection Agency (Parts 6400—6499)
LV	National Endowment for the Arts (Parts 6500—6599)
LVI	National Endowment for the Humanities (Parts 6600—6699)
LVII	General Services Administration (Parts 6700—6799)
LVIII	Board of Governors of the Federal Reserve System (Parts 6800—6899)
LIX	National Aeronautics and Space Administration (Parts 6900—6999)
LX	United States Postal Service (Parts 7000—7099)
LXI	National Labor Relations Board (Parts 7100—7199)
LXII	Equal Employment Opportunity Commission (Parts 7200—7299)
LXIII	Inter-American Foundation (Parts 7300—7399)
LXIV	Merit Systems Protection Board (Parts 7400—7499)
LXV	Department of Housing and Urban Development (Parts 7500—7599)
LXVI	National Archives and Records Administration (Parts 7600—7699)
LXVII	Institute of Museum and Library Services (Parts 7700—7799)
LXVIII	Commission on Civil Rights (Parts 7800—7899)
LXIX	Tennessee Valley Authority (Parts 7900—7999)
LXX	Court Services and Offender Supervision Agency for the District of Columbia (Parts 8000—8099)
LXXI	Consumer Product Safety Commission (Parts 8100—8199)
LXXIII	Department of Agriculture (Parts 8300—8399)

Title 5—Administrative Personnel—Continued

Chap.	
LXXIV	Federal Mine Safety and Health Review Commission (Parts 8400—8499)
LXXVI	Federal Retirement Thrift Investment Board (Parts 8600—8699)
LXXVII	Office of Management and Budget (Parts 8700—8799)
LXXX	Federal Housing Finance Agency (Parts 9000—9099)
LXXXIII	Special Inspector General for Afghanistan Reconstruction (Parts 9300—9399)
LXXXIV	Bureau of Consumer Financial Protection (Parts 9400—9499)
LXXXVI	National Credit Union Administration (Parts 9600—9699)
XCVII	Department of Homeland Security Human Resources Management System (Department of Homeland Security—Office of Personnel Management) (Parts 9700—9799)
XCVIII	Council of the Inspectors General on Integrity and Efficiency (Parts 9800—9899)
XCIX	Military Compensation and Retirement Modernization Commission (Parts 9900—9999)
C	National Council on Disability (Parts 10000—10049)
CI	National Mediation Board (Parts 10100—10199)
CII	U.S. Office of Special Counsel (Parts 10200—10299)

Title 6—Domestic Security

I	Department of Homeland Security, Office of the Secretary (Parts 1—199)
X	Privacy and Civil Liberties Oversight Board (Parts 1000—1099)

Title 7—Agriculture

	SUBTITLE A—OFFICE OF THE SECRETARY OF AGRICULTURE (PARTS 0—26)
	SUBTITLE B—REGULATIONS OF THE DEPARTMENT OF AGRICULTURE
I	Agricultural Marketing Service (Standards, Inspections, Marketing Practices), Department of Agriculture (Parts 27—209)
II	Food and Nutrition Service, Department of Agriculture (Parts 210—299)
III	Animal and Plant Health Inspection Service, Department of Agriculture (Parts 300—399)
IV	Federal Crop Insurance Corporation, Department of Agriculture (Parts 400—499)
V	Agricultural Research Service, Department of Agriculture (Parts 500—599)
VI	Natural Resources Conservation Service, Department of Agriculture (Parts 600—699)
VII	Farm Service Agency, Department of Agriculture (Parts 700—799)
VIII	Agricultural Marketing Service (Federal Grain Inspection Service, Fair Trade Practices Program), Department of Agriculture (Parts 800—899)

Title 7—Agriculture—Continued

Chap.	
IX	Agricultural Marketing Service (Marketing Agreements and Orders; Fruits, Vegetables, Nuts), Department of Agriculture (Parts 900—999)
X	Agricultural Marketing Service (Marketing Agreements and Orders; Milk), Department of Agriculture (Parts 1000—1199)
XI	Agricultural Marketing Service (Marketing Agreements and Orders; Miscellaneous Commodities), Department of Agriculture (Parts 1200—1299)
XIV	Commodity Credit Corporation, Department of Agriculture (Parts 1400—1499)
XV	Foreign Agricultural Service, Department of Agriculture (Parts 1500—1599)
XVI	(Parts 1600—1699) [Reserved]
XVII	Rural Utilities Service, Department of Agriculture (Parts 1700—1799)
XVIII	Rural Housing Service, Rural Business-Cooperative Service, Rural Utilities Service, and Farm Service Agency, Department of Agriculture (Parts 1800—2099)
XX	(Parts 2200—2299) [Reserved]
XXV	Office of Advocacy and Outreach, Department of Agriculture (Parts 2500—2599)
XXVI	Office of Inspector General, Department of Agriculture (Parts 2600—2699)
XXVII	Office of Information Resources Management, Department of Agriculture (Parts 2700—2799)
XXVIII	Office of Operations, Department of Agriculture (Parts 2800—2899)
XXIX	Office of Energy Policy and New Uses, Department of Agriculture (Parts 2900—2999)
XXX	Office of the Chief Financial Officer, Department of Agriculture (Parts 3000—3099)
XXXI	Office of Environmental Quality, Department of Agriculture (Parts 3100—3199)
XXXII	Office of Procurement and Property Management, Department of Agriculture (Parts 3200—3299)
XXXIII	Office of Transportation, Department of Agriculture (Parts 3300—3399)
XXXIV	National Institute of Food and Agriculture (Parts 3400—3499)
XXXV	Rural Housing Service, Department of Agriculture (Parts 3500—3599)
XXXVI	National Agricultural Statistics Service, Department of Agriculture (Parts 3600—3699)
XXXVII	Economic Research Service, Department of Agriculture (Parts 3700—3799)
XXXVIII	World Agricultural Outlook Board, Department of Agriculture (Parts 3800—3899)
XLI	[Reserved]
XLII	Rural Business-Cooperative Service and Rural Utilities Service, Department of Agriculture (Parts 4200—4299)

Chap. **Title 7—Agriculture—Continued**

- L Rural Business-Cooperative Service, and Rural Utilities Service, Department of Agriculture (Parts 5000—5099)

Title 8—Aliens and Nationality

- I Department of Homeland Security (Parts 1—499)
- V Executive Office for Immigration Review, Department of Justice (Parts 1000—1399)

Title 9—Animals and Animal Products

- I Animal and Plant Health Inspection Service, Department of Agriculture (Parts 1—199)
- II Agricultural Marketing Service (Fair Trade Practices Program), Department of Agriculture (Parts 200—299)
- III Food Safety and Inspection Service, Department of Agriculture (Parts 300—599)

Title 10—Energy

- I Nuclear Regulatory Commission (Parts 0—199)
- II Department of Energy (Parts 200—699)
- III Department of Energy (Parts 700—999)
- X Department of Energy (General Provisions) (Parts 1000—1099)
- XIII Nuclear Waste Technical Review Board (Parts 1300—1399)
- XVII Defense Nuclear Facilities Safety Board (Parts 1700—1799)
- XVIII Northeast Interstate Low-Level Radioactive Waste Commission (Parts 1800—1899)

Title 11—Federal Elections

- I Federal Election Commission (Parts 1—9099)
- II Election Assistance Commission (Parts 9400—9499)

Title 12—Banks and Banking

- I Comptroller of the Currency, Department of the Treasury (Parts 1—199)
- II Federal Reserve System (Parts 200—299)
- III Federal Deposit Insurance Corporation (Parts 300—399)
- IV Export-Import Bank of the United States (Parts 400—499)
- V (Parts 500—599) [Reserved]
- VI Farm Credit Administration (Parts 600—699)
- VII National Credit Union Administration (Parts 700—799)
- VIII Federal Financing Bank (Parts 800—899)
- IX (Parts 900—999) [Reserved]
- X Bureau of Consumer Financial Protection (Parts 1000—1099)

Chap. **Title 12—Banks and Banking—Continued**

- XI Federal Financial Institutions Examination Council (Parts 1100—1199)
- XII Federal Housing Finance Agency (Parts 1200—1299)
- XIII Financial Stability Oversight Council (Parts 1300—1399)
- XIV Farm Credit System Insurance Corporation (Parts 1400—1499)
- XV Department of the Treasury (Parts 1500—1599)
- XVI Office of Financial Research, Department of the Treasury (Parts 1600—1699)
- XVII Office of Federal Housing Enterprise Oversight, Department of Housing and Urban Development (Parts 1700—1799)
- XVIII Community Development Financial Institutions Fund, Department of the Treasury (Parts 1800—1899)

Title 13—Business Credit and Assistance

- I Small Business Administration (Parts 1—199)
- III Economic Development Administration, Department of Commerce (Parts 300—399)
- IV Emergency Steel Guarantee Loan Board (Parts 400—499)
- V Emergency Oil and Gas Guaranteed Loan Board (Parts 500—599)

Title 14—Aeronautics and Space

- I Federal Aviation Administration, Department of Transportation (Parts 1—199)
- II Office of the Secretary, Department of Transportation (Aviation Proceedings) (Parts 200—399)
- III Commercial Space Transportation, Federal Aviation Administration, Department of Transportation (Parts 400—1199)
- V National Aeronautics and Space Administration (Parts 1200—1299)
- VI Air Transportation System Stabilization (Parts 1300—1399)

Title 15—Commerce and Foreign Trade

SUBTITLE A—OFFICE OF THE SECRETARY OF COMMERCE (PARTS 0—29)

SUBTITLE B—REGULATIONS RELATING TO COMMERCE AND FOREIGN TRADE

- I Bureau of the Census, Department of Commerce (Parts 30—199)
- II National Institute of Standards and Technology, Department of Commerce (Parts 200—299)
- III International Trade Administration, Department of Commerce (Parts 300—399)
- IV Foreign-Trade Zones Board, Department of Commerce (Parts 400—499)
- VII Bureau of Industry and Security, Department of Commerce (Parts 700—799)

Title 15—Commerce and Foreign Trade—Continued

Chap.

- VIII Bureau of Economic Analysis, Department of Commerce (Parts 800—899)
- IX National Oceanic and Atmospheric Administration, Department of Commerce (Parts 900—999)
- XI National Technical Information Service, Department of Commerce (Parts 1100—1199)
- XIII East-West Foreign Trade Board (Parts 1300—1399)
- XIV Minority Business Development Agency (Parts 1400—1499)
- XV Office of the Under-Secretary for Economic Affairs, Department of Commerce (Parts 1500—1599)
- SUBTITLE C—REGULATIONS RELATING TO FOREIGN TRADE AGREEMENTS
- XX Office of the United States Trade Representative (Parts 2000—2099)
- SUBTITLE D—REGULATIONS RELATING TO TELECOMMUNICATIONS AND INFORMATION
- XXIII National Telecommunications and Information Administration, Department of Commerce (Parts 2300—2399) [Reserved]

Title 16—Commercial Practices

- I Federal Trade Commission (Parts 0—999)
- II Consumer Product Safety Commission (Parts 1000—1799)

Title 17—Commodity and Securities Exchanges

- I Commodity Futures Trading Commission (Parts 1—199)
- II Securities and Exchange Commission (Parts 200—399)
- IV Department of the Treasury (Parts 400—499)

Title 18—Conservation of Power and Water Resources

- I Federal Energy Regulatory Commission, Department of Energy (Parts 1—399)
- III Delaware River Basin Commission (Parts 400—499)
- VI Water Resources Council (Parts 700—799)
- VIII Susquehanna River Basin Commission (Parts 800—899)
- XIII Tennessee Valley Authority (Parts 1300—1399)

Title 19—Customs Duties

- I U.S. Customs and Border Protection, Department of Homeland Security; Department of the Treasury (Parts 0—199)
- II United States International Trade Commission (Parts 200—299)
- III International Trade Administration, Department of Commerce (Parts 300—399)
- IV U.S. Immigration and Customs Enforcement, Department of Homeland Security (Parts 400—599) [Reserved]

	Title 20—Employees' Benefits
Chap.	
I	Office of Workers' Compensation Programs, Department of Labor (Parts 1—199)
II	Railroad Retirement Board (Parts 200—399)
III	Social Security Administration (Parts 400—499)
IV	Employees' Compensation Appeals Board, Department of Labor (Parts 500—599)
V	Employment and Training Administration, Department of Labor (Parts 600—699)
VI	Office of Workers' Compensation Programs, Department of Labor (Parts 700—799)
VII	Benefits Review Board, Department of Labor (Parts 800—899)
VIII	Joint Board for the Enrollment of Actuaries (Parts 900—999)
IX	Office of the Assistant Secretary for Veterans' Employment and Training Service, Department of Labor (Parts 1000—1099)

Title 21—Food and Drugs

I	Food and Drug Administration, Department of Health and Human Services (Parts 1—1299)
II	Drug Enforcement Administration, Department of Justice (Parts 1300—1399)
III	Office of National Drug Control Policy (Parts 1400—1499)

Title 22—Foreign Relations

I	Department of State (Parts 1—199)
II	Agency for International Development (Parts 200—299)
III	Peace Corps (Parts 300—399)
IV	International Joint Commission, United States and Canada (Parts 400—499)
V	United States Agency for Global Media (Parts 500—599)
VII	U.S. International Development Finance Corporation (Parts 700—799)
IX	Foreign Service Grievance Board (Parts 900—999)
X	Inter-American Foundation (Parts 1000—1099)
XI	International Boundary and Water Commission, United States and Mexico, United States Section (Parts 1100—1199)
XII	United States International Development Cooperation Agency (Parts 1200—1299)
XIII	Millennium Challenge Corporation (Parts 1300—1399)
XIV	Foreign Service Labor Relations Board; Federal Labor Relations Authority; General Counsel of the Federal Labor Relations Authority; and the Foreign Service Impasse Disputes Panel (Parts 1400—1499)
XV	African Development Foundation (Parts 1500—1599)
XVI	Japan-United States Friendship Commission (Parts 1600—1699)
XVII	United States Institute of Peace (Parts 1700—1799)

Chap.

Title 23—Highways

- I Federal Highway Administration, Department of Transportation (Parts 1—999)
- II National Highway Traffic Safety Administration and Federal Highway Administration, Department of Transportation (Parts 1200—1299)
- III National Highway Traffic Safety Administration, Department of Transportation (Parts 1300—1399)

Title 24—Housing and Urban Development

SUBTITLE A—OFFICE OF THE SECRETARY, DEPARTMENT OF HOUSING AND URBAN DEVELOPMENT (PARTS 0—99)

SUBTITLE B—REGULATIONS RELATING TO HOUSING AND URBAN DEVELOPMENT

- I Office of Assistant Secretary for Equal Opportunity, Department of Housing and Urban Development (Parts 100—199)
- II Office of Assistant Secretary for Housing-Federal Housing Commissioner, Department of Housing and Urban Development (Parts 200—299)
- III Government National Mortgage Association, Department of Housing and Urban Development (Parts 300—399)
- IV Office of Housing and Office of Multifamily Housing Assistance Restructuring, Department of Housing and Urban Development (Parts 400—499)
- V Office of Assistant Secretary for Community Planning and Development, Department of Housing and Urban Development (Parts 500—599)
- VI Office of Assistant Secretary for Community Planning and Development, Department of Housing and Urban Development (Parts 600—699) [Reserved]
- VII Office of the Secretary, Department of Housing and Urban Development (Housing Assistance Programs and Public and Indian Housing Programs) (Parts 700—799)
- VIII Office of the Assistant Secretary for Housing—Federal Housing Commissioner, Department of Housing and Urban Development (Section 8 Housing Assistance Programs, Section 202 Direct Loan Program, Section 202 Supportive Housing for the Elderly Program and Section 811 Supportive Housing for Persons With Disabilities Program) (Parts 800—899)
- IX Office of Assistant Secretary for Public and Indian Housing, Department of Housing and Urban Development (Parts 900—1699)
- X Office of Assistant Secretary for Housing—Federal Housing Commissioner, Department of Housing and Urban Development (Interstate Land Sales Registration Program) (Parts 1700—1799) [Reserved]
- XII Office of Inspector General, Department of Housing and Urban Development (Parts 2000—2099)
- XV Emergency Mortgage Insurance and Loan Programs, Department of Housing and Urban Development (Parts 2700—2799) [Reserved]

Title 24—Housing and Urban Development—Continued

Chap.

- XX Office of Assistant Secretary for Housing—Federal Housing Commissioner, Department of Housing and Urban Development (Parts 3200—3899)
- XXIV Board of Directors of the HOPE for Homeowners Program (Parts 4000—4099) [Reserved]
- XXV Neighborhood Reinvestment Corporation (Parts 4100—4199)

Title 25—Indians

- I Bureau of Indian Affairs, Department of the Interior (Parts 1—299)
- II Indian Arts and Crafts Board, Department of the Interior (Parts 300—399)
- III National Indian Gaming Commission, Department of the Interior (Parts 500—599)
- IV Office of Navajo and Hopi Indian Relocation (Parts 700—899)
- V Bureau of Indian Affairs, Department of the Interior, and Indian Health Service, Department of Health and Human Services (Part 900—999)
- VI Office of the Assistant Secretary, Indian Affairs, Department of the Interior (Parts 1000—1199)
- VII Office of the Special Trustee for American Indians, Department of the Interior (Parts 1200—1299)

Title 26—Internal Revenue

- I Internal Revenue Service, Department of the Treasury (Parts 1—End)

Title 27—Alcohol, Tobacco Products and Firearms

- I Alcohol and Tobacco Tax and Trade Bureau, Department of the Treasury (Parts 1—399)
- II Bureau of Alcohol, Tobacco, Firearms, and Explosives, Department of Justice (Parts 400—799)

Title 28—Judicial Administration

- I Department of Justice (Parts 0—299)
- III Federal Prison Industries, Inc., Department of Justice (Parts 300—399)
- V Bureau of Prisons, Department of Justice (Parts 500—599)
- VI Offices of Independent Counsel, Department of Justice (Parts 600—699)
- VII Office of Independent Counsel (Parts 700—799)
- VIII Court Services and Offender Supervision Agency for the District of Columbia (Parts 800—899)
- IX National Crime Prevention and Privacy Compact Council (Parts 900—999)

Chap. **Title 28—Judicial Administration—Continued**

- XI Department of Justice and Department of State (Parts 1100—1199)

Title 29—Labor

SUBTITLE A—OFFICE OF THE SECRETARY OF LABOR (PARTS 0—99)

SUBTITLE B—REGULATIONS RELATING TO LABOR

- I National Labor Relations Board (Parts 100—199)
- II Office of Labor-Management Standards, Department of Labor (Parts 200—299)
- III National Railroad Adjustment Board (Parts 300—399)
- IV Office of Labor-Management Standards, Department of Labor (Parts 400—499)
- V Wage and Hour Division, Department of Labor (Parts 500—899)
- IX Construction Industry Collective Bargaining Commission (Parts 900—999)
- X National Mediation Board (Parts 1200—1299)
- XII Federal Mediation and Conciliation Service (Parts 1400—1499)
- XIV Equal Employment Opportunity Commission (Parts 1600—1699)
- XVII Occupational Safety and Health Administration, Department of Labor (Parts 1900—1999)
- XX Occupational Safety and Health Review Commission (Parts 2200—2499)
- XXV Employee Benefits Security Administration, Department of Labor (Parts 2500—2599)
- XXVII Federal Mine Safety and Health Review Commission (Parts 2700—2799)
- XL Pension Benefit Guaranty Corporation (Parts 4000—4999)

Title 30—Mineral Resources

- I Mine Safety and Health Administration, Department of Labor (Parts 1—199)
- II Bureau of Safety and Environmental Enforcement, Department of the Interior (Parts 200—299)
- IV Geological Survey, Department of the Interior (Parts 400—499)
- V Bureau of Ocean Energy Management, Department of the Interior (Parts 500—599)
- VII Office of Surface Mining Reclamation and Enforcement, Department of the Interior (Parts 700—999)
- XII Office of Natural Resources Revenue, Department of the Interior (Parts 1200—1299)

Title 31—Money and Finance: Treasury

SUBTITLE A—OFFICE OF THE SECRETARY OF THE TREASURY (PARTS 0—50)

SUBTITLE B—REGULATIONS RELATING TO MONEY AND FINANCE

Title 31—Money and Finance: Treasury—Continued

Chap.

- I Monetary Offices, Department of the Treasury (Parts 51—199)
- II Fiscal Service, Department of the Treasury (Parts 200—399)
- IV Secret Service, Department of the Treasury (Parts 400—499)
- V Office of Foreign Assets Control, Department of the Treasury (Parts 500—599)
- VI Bureau of Engraving and Printing, Department of the Treasury (Parts 600—699)
- VII Federal Law Enforcement Training Center, Department of the Treasury (Parts 700—799)
- VIII Office of Investment Security, Department of the Treasury (Parts 800—899)
- IX Federal Claims Collection Standards (Department of the Treasury—Department of Justice) (Parts 900—999)
- X Financial Crimes Enforcement Network, Department of the Treasury (Parts 1000—1099)

Title 32—National Defense

SUBTITLE A—DEPARTMENT OF DEFENSE

- I Office of the Secretary of Defense (Parts 1—399)
- V Department of the Army (Parts 400—699)
- VI Department of the Navy (Parts 700—799)
- VII Department of the Air Force (Parts 800—1099)

SUBTITLE B—OTHER REGULATIONS RELATING TO NATIONAL DEFENSE

- XII Department of Defense, Defense Logistics Agency (Parts 1200—1299)
- XVI Selective Service System (Parts 1600—1699)
- XVII Office of the Director of National Intelligence (Parts 1700—1799)
- XVIII National Counterintelligence Center (Parts 1800—1899)
- XIX Central Intelligence Agency (Parts 1900—1999)
- XX Information Security Oversight Office, National Archives and Records Administration (Parts 2000—2099)
- XXI National Security Council (Parts 2100—2199)
- XXIV Office of Science and Technology Policy (Parts 2400—2499)
- XXVII Office for Micronesia Status Negotiations (Parts 2700—2799)
- XXVIII Office of the Vice President of the United States (Parts 2800—2899)

Title 33—Navigation and Navigable Waters

- I Coast Guard, Department of Homeland Security (Parts 1—199)
- II Corps of Engineers, Department of the Army, Department of Defense (Parts 200—399)
- IV Great Lakes St. Lawrence Seaway Development Corporation, Department of Transportation (Parts 400—499)

Chap.

Title 34—Education

SUBTITLE A—OFFICE OF THE SECRETARY, DEPARTMENT OF EDUCATION (PARTS 1—99)

SUBTITLE B—REGULATIONS OF THE OFFICES OF THE DEPARTMENT OF EDUCATION

- I Office for Civil Rights, Department of Education (Parts 100—199)
- II Office of Elementary and Secondary Education, Department of Education (Parts 200—299)
- III Office of Special Education and Rehabilitative Services, Department of Education (Parts 300—399)
- IV Office of Career, Technical, and Adult Education, Department of Education (Parts 400—499)
- V Office of Bilingual Education and Minority Languages Affairs, Department of Education (Parts 500—599) [Reserved]
- VI Office of Postsecondary Education, Department of Education (Parts 600—699)
- VII Office of Educational Research and Improvement, Department of Education (Parts 700—799) [Reserved]

SUBTITLE C—REGULATIONS RELATING TO EDUCATION

- XI (Parts 1100—1199) [Reserved]
- XII National Council on Disability (Parts 1200—1299)

Title 35 [Reserved]

Title 36—Parks, Forests, and Public Property

- I National Park Service, Department of the Interior (Parts 1—199)
- II Forest Service, Department of Agriculture (Parts 200—299)
- III Corps of Engineers, Department of the Army (Parts 300—399)
- IV American Battle Monuments Commission (Parts 400—499)
- V Smithsonian Institution (Parts 500—599)
- VI [Reserved]
- VII Library of Congress (Parts 700—799)
- VIII Advisory Council on Historic Preservation (Parts 800—899)
- IX Pennsylvania Avenue Development Corporation (Parts 900—999)
- X Presidio Trust (Parts 1000—1099)
- XI Architectural and Transportation Barriers Compliance Board (Parts 1100—1199)
- XII National Archives and Records Administration (Parts 1200—1299)
- XV Oklahoma City National Memorial Trust (Parts 1500—1599)
- XVI Morris K. Udall Scholarship and Excellence in National Environmental Policy Foundation (Parts 1600—1699)

Title 37—Patents, Trademarks, and Copyrights

- I United States Patent and Trademark Office, Department of Commerce (Parts 1—199)
- II U.S. Copyright Office, Library of Congress (Parts 200—299)

Title 37—Patents, Trademarks, and Copyrights—Continued

Chap.

- III Copyright Royalty Board, Library of Congress (Parts 300—399)
- IV National Institute of Standards and Technology, Department of Commerce (Parts 400—599)

Title 38—Pensions, Bonuses, and Veterans' Relief

- I Department of Veterans Affairs (Parts 0—199)
- II Armed Forces Retirement Home (Parts 200—299)

Title 39—Postal Service

- I United States Postal Service (Parts 1—999)
- III Postal Regulatory Commission (Parts 3000—3099)

Title 40—Protection of Environment

- I Environmental Protection Agency (Parts 1—1099)
- IV Environmental Protection Agency and Department of Justice (Parts 1400—1499)
- V Council on Environmental Quality (Parts 1500—1599)
- VI Chemical Safety and Hazard Investigation Board (Parts 1600—1699)
- VII Environmental Protection Agency and Department of Defense; Uniform National Discharge Standards for Vessels of the Armed Forces (Parts 1700—1799)
- VIII Gulf Coast Ecosystem Restoration Council (Parts 1800—1899)
- IX Federal Permitting Improvement Steering Council (Part 1900)

Title 41—Public Contracts and Property Management

- SUBTITLE A—FEDERAL PROCUREMENT REGULATIONS SYSTEM
- [NOTE]
- SUBTITLE B—OTHER PROVISIONS RELATING TO PUBLIC CONTRACTS
- 50 Public Contracts, Department of Labor (Parts 50-1—50-999)
- 51 Committee for Purchase From People Who Are Blind or Severely Disabled (Parts 51-1—51-99)
- 60 Office of Federal Contract Compliance Programs, Equal Employment Opportunity, Department of Labor (Parts 60-1—60-999)
- 61 Office of the Assistant Secretary for Veterans' Employment and Training Service, Department of Labor (Parts 61-1—61-999)
- 62—100 [Reserved]
- SUBTITLE C—FEDERAL PROPERTY MANAGEMENT REGULATIONS SYSTEM
- 101 Federal Property Management Regulations (Parts 101-1—101-99)
- 102 Federal Management Regulation (Parts 102-1—102-299)
- 103—104 [Reserved]
- 105 General Services Administration (Parts 105-1—105-999)

Title 41—Public Contracts and Property Management—Continued

Chap.	
109	Department of Energy Property Management Regulations (Parts 109-1—109-99)
114	Department of the Interior (Parts 114-1—114-99)
115	Environmental Protection Agency (Parts 115-1—115-99)
128	Department of Justice (Parts 128-1—128-99)
129—200	[Reserved]
	SUBTITLE D—OTHER PROVISIONS RELATING TO PROPERTY MANAGEMENT [RESERVED]
	SUBTITLE E—FEDERAL INFORMATION RESOURCES MANAGEMENT REGULATIONS SYSTEM [RESERVED]
	SUBTITLE F—FEDERAL TRAVEL REGULATION SYSTEM
300	General (Parts 300-1—300-99)
301	Temporary Duty (TDY) Travel Allowances (Parts 301-1—301-99)
302	Relocation Allowances (Parts 302-1—302-99)
303	Payment of Expenses Connected with the Death of Certain Employees (Part 303-1—303-99)
304	Payment of Travel Expenses from a Non-Federal Source (Parts 304-1—304-99)

Title 42—Public Health

I	Public Health Service, Department of Health and Human Services (Parts 1—199)
II—III	[Reserved]
IV	Centers for Medicare & Medicaid Services, Department of Health and Human Services (Parts 400—699)
V	Office of Inspector General-Health Care, Department of Health and Human Services (Parts 1000—1099)

Title 43—Public Lands: Interior

	SUBTITLE A—OFFICE OF THE SECRETARY OF THE INTERIOR (PARTS 1—199)
	SUBTITLE B—REGULATIONS RELATING TO PUBLIC LANDS
I	Bureau of Reclamation, Department of the Interior (Parts 400—999)
II	Bureau of Land Management, Department of the Interior (Parts 1000—9999)
III	Utah Reclamation Mitigation and Conservation Commission (Parts 10000—10099)

Title 44—Emergency Management and Assistance

I	Federal Emergency Management Agency, Department of Homeland Security (Parts 0—399)
IV	Department of Commerce and Department of Transportation (Parts 400—499)

Chap.

Title 45—Public Welfare

SUBTITLE A—DEPARTMENT OF HEALTH AND HUMAN SERVICES
(PARTS 1—199)

SUBTITLE B—REGULATIONS RELATING TO PUBLIC WELFARE

- II Office of Family Assistance (Assistance Programs), Administration for Children and Families, Department of Health and Human Services (Parts 200—299)
- III Office of Child Support Enforcement (Child Support Enforcement Program), Administration for Children and Families, Department of Health and Human Services (Parts 300—399)
- IV Office of Refugee Resettlement, Administration for Children and Families, Department of Health and Human Services (Parts 400—499)
- V Foreign Claims Settlement Commission of the United States, Department of Justice (Parts 500—599)
- VI National Science Foundation (Parts 600—699)
- VII Commission on Civil Rights (Parts 700—799)
- VIII Office of Personnel Management (Parts 800—899)
- IX Denali Commission (Parts 900—999)
- X Office of Community Services, Administration for Children and Families, Department of Health and Human Services (Parts 1000—1099)
- XI National Foundation on the Arts and the Humanities (Parts 1100—1199)
- XII Corporation for National and Community Service (Parts 1200—1299)
- XIII Administration for Children and Families, Department of Health and Human Services (Parts 1300—1399)
- XVI Legal Services Corporation (Parts 1600—1699)
- XVII National Commission on Libraries and Information Science (Parts 1700—1799)
- XVIII Harry S. Truman Scholarship Foundation (Parts 1800—1899)
- XXI Commission of Fine Arts (Parts 2100—2199)
- XXIII Arctic Research Commission (Parts 2300—2399)
- XXIV James Madison Memorial Fellowship Foundation (Parts 2400—2499)
- XXV Corporation for National and Community Service (Parts 2500—2599)

Title 46—Shipping

- I Coast Guard, Department of Homeland Security (Parts 1—199)
- II Maritime Administration, Department of Transportation (Parts 200—399)
- III Coast Guard (Great Lakes Pilotage), Department of Homeland Security (Parts 400—499)
- IV Federal Maritime Commission (Parts 500—599)

Chap.

Title 47—Telecommunication

- I Federal Communications Commission (Parts 0—199)
- II Office of Science and Technology Policy and National Security Council (Parts 200—299)
- III National Telecommunications and Information Administration, Department of Commerce (Parts 300—399)
- IV National Telecommunications and Information Administration, Department of Commerce, and National Highway Traffic Safety Administration, Department of Transportation (Parts 400—499)
- V The First Responder Network Authority (Parts 500—599)

Title 48—Federal Acquisition Regulations System

- 1 Federal Acquisition Regulation (Parts 1—99)
- 2 Defense Acquisition Regulations System, Department of Defense (Parts 200—299)
- 3 Department of Health and Human Services (Parts 300—399)
- 4 Department of Agriculture (Parts 400—499)
- 5 General Services Administration (Parts 500—599)
- 6 Department of State (Parts 600—699)
- 7 Agency for International Development (Parts 700—799)
- 8 Department of Veterans Affairs (Parts 800—899)
- 9 Department of Energy (Parts 900—999)
- 10 Department of the Treasury (Parts 1000—1099)
- 12 Department of Transportation (Parts 1200—1299)
- 13 Department of Commerce (Parts 1300—1399)
- 14 Department of the Interior (Parts 1400—1499)
- 15 Environmental Protection Agency (Parts 1500—1599)
- 16 Office of Personnel Management Federal Employees Health Benefits Acquisition Regulation (Parts 1600—1699)
- 17 Office of Personnel Management (Parts 1700—1799)
- 18 National Aeronautics and Space Administration (Parts 1800—1899)
- 19 Broadcasting Board of Governors (Parts 1900—1999)
- 20 Nuclear Regulatory Commission (Parts 2000—2099)
- 21 Office of Personnel Management, Federal Employees Group Life Insurance Federal Acquisition Regulation (Parts 2100—2199)
- 23 Social Security Administration (Parts 2300—2399)
- 24 Department of Housing and Urban Development (Parts 2400—2499)
- 25 National Science Foundation (Parts 2500—2599)
- 28 Department of Justice (Parts 2800—2899)
- 29 Department of Labor (Parts 2900—2999)
- 30 Department of Homeland Security, Homeland Security Acquisition Regulation (HSAR) (Parts 3000—3099)
- 34 Department of Education Acquisition Regulation (Parts 3400—3499)

Title 48—Federal Acquisition Regulations System—Continued

Chap.

- 51 Department of the Army Acquisition Regulations (Parts 5100—5199) [Reserved]
- 52 Department of the Navy Acquisition Regulations (Parts 5200—5299)
- 53 Department of the Air Force Federal Acquisition Regulation Supplement (Parts 5300—5399) [Reserved]
- 54 Defense Logistics Agency, Department of Defense (Parts 5400—5499)
- 57 African Development Foundation (Parts 5700—5799)
- 61 Civilian Board of Contract Appeals, General Services Administration (Parts 6100—6199)
- 99 Cost Accounting Standards Board, Office of Federal Procurement Policy, Office of Management and Budget (Parts 9900—9999)

Title 49—Transportation

SUBTITLE A—OFFICE OF THE SECRETARY OF TRANSPORTATION
(PARTS 1—99)

SUBTITLE B—OTHER REGULATIONS RELATING TO TRANSPORTATION

- I Pipeline and Hazardous Materials Safety Administration, Department of Transportation (Parts 100—199)
- II Federal Railroad Administration, Department of Transportation (Parts 200—299)
- III Federal Motor Carrier Safety Administration, Department of Transportation (Parts 300—399)
- IV Coast Guard, Department of Homeland Security (Parts 400—499)
- V National Highway Traffic Safety Administration, Department of Transportation (Parts 500—599)
- VI Federal Transit Administration, Department of Transportation (Parts 600—699)
- VII National Railroad Passenger Corporation (AMTRAK) (Parts 700—799)
- VIII National Transportation Safety Board (Parts 800—999)
- X Surface Transportation Board (Parts 1000—1399)
- XI Research and Innovative Technology Administration, Department of Transportation (Parts 1400—1499) [Reserved]
- XII Transportation Security Administration, Department of Homeland Security (Parts 1500—1699)

Title 50—Wildlife and Fisheries

- I United States Fish and Wildlife Service, Department of the Interior (Parts 1—199)
- II National Marine Fisheries Service, National Oceanic and Atmospheric Administration, Department of Commerce (Parts 200—299)
- III International Fishing and Related Activities (Parts 300—399)

	Title 50—Wildlife and Fisheries—Continued
Chap.	
IV	Joint Regulations (United States Fish and Wildlife Service, Department of the Interior and National Marine Fisheries Service, National Oceanic and Atmospheric Administration, Department of Commerce); Endangered Species Committee Regulations (Parts 400—499)
V	Marine Mammal Commission (Parts 500—599)
VI	Fishery Conservation and Management, National Oceanic and Atmospheric Administration, Department of Commerce (Parts 600—699)

Alphabetical List of Agencies Appearing in the CFR

(Revised as of July 1, 2021)

Agency	CFR Title, Subtitle or Chapter
Administrative Conference of the United States	1, III
Advisory Council on Historic Preservation	36, VIII
Advocacy and Outreach, Office of	7, XXV
Afghanistan Reconstruction, Special Inspector General for	5, LXXXIII
African Development Foundation	22, XV
Federal Acquisition Regulation	48, 57
Agency for International Development	2, VII; 22, II
Federal Acquisition Regulation	48, 7
Agricultural Marketing Service	7, I, VIII, IX, X, XI; 9, II
Agricultural Research Service	7, V
Agriculture, Department of	2, IV; 5, LXXXIII
Advocacy and Outreach, Office of	7, XXV
Agricultural Marketing Service	7, I, VIII, IX, X, XI; 9, II
Agricultural Research Service	7, V
Animal and Plant Health Inspection Service	7, III; 9, I
Chief Financial Officer, Office of	7, XXX
Commodity Credit Corporation	7, XIV
Economic Research Service	7, XXXVII
Energy Policy and New Uses, Office of	2, IX; 7, XXIX
Environmental Quality, Office of	7, XXXI
Farm Service Agency	7, VII, XVIII
Federal Acquisition Regulation	48, 4
Federal Crop Insurance Corporation	7, IV
Food and Nutrition Service	7, II
Food Safety and Inspection Service	9, III
Foreign Agricultural Service	7, XV
Forest Service	36, II
Information Resources Management, Office of	7, XXVII
Inspector General, Office of	7, XXVI
National Agricultural Library	7, XLI
National Agricultural Statistics Service	7, XXXVI
National Institute of Food and Agriculture	7, XXXIV
Natural Resources Conservation Service	7, VI
Operations, Office of	7, XXVIII
Procurement and Property Management, Office of	7, XXXII
Rural Business-Cooperative Service	7, XVIII, XLII
Rural Development Administration	7, XLII
Rural Housing Service	7, XVIII, XXXV
Rural Utilities Service	7, XVII, XVIII, XLII
Secretary of Agriculture, Office of	7, Subtitle A
Transportation, Office of	7, XXXIII
World Agricultural Outlook Board	7, XXXVIII
Air Force, Department of	32, VII
Federal Acquisition Regulation Supplement	48, 53
Air Transportation Stabilization Board	14, VI
Alcohol and Tobacco Tax and Trade Bureau	27, I
Alcohol, Tobacco, Firearms, and Explosives, Bureau of	27, II
AMTRAK	49, VII
American Battle Monuments Commission	36, IV
American Indians, Office of the Special Trustee	25, VII
Animal and Plant Health Inspection Service	7, III; 9, I
Appalachian Regional Commission	5, IX
Architectural and Transportation Barriers Compliance Board	36, XI

Agency	CFR Title, Subtitle or Chapter
Arctic Research Commission	45, XXIII
Armed Forces Retirement Home	5, XI; 38, II
Army, Department of	32, V
Engineers, Corps of	33, II; 36, III
Federal Acquisition Regulation	48, 51
Benefits Review Board	20, VII
Bilingual Education and Minority Languages Affairs, Office of	34, V
Blind or Severely Disabled, Committee for Purchase from People Who Are	41, 51
Federal Acquisition Regulation	48, 19
Career, Technical, and Adult Education, Office of	34, IV
Census Bureau	15, I
Centers for Medicare & Medicaid Services	42, IV
Central Intelligence Agency	32, XIX
Chemical Safety and Hazard Investigation Board	40, VI
Chief Financial Officer, Office of	7, XXX
Child Support Enforcement, Office of	45, III
Children and Families, Administration for	45, II, III, IV, X, XIII
Civil Rights, Commission on	5, LXVIII; 45, VII
Civil Rights, Office for	34, I
Coast Guard	33, I; 46, I; 49, IV
Coast Guard (Great Lakes Pilotage)	46, III
Commerce, Department of	2, XIII; 44, IV; 50, VI
Census Bureau	15, I
Economic Affairs, Office of the Under-Secretary for	15, XV
Economic Analysis, Bureau of	15, VIII
Economic Development Administration	13, III
Emergency Management and Assistance	44, IV
Federal Acquisition Regulation	48, 13
Foreign-Trade Zones Board	15, IV
Industry and Security, Bureau of	15, VII
International Trade Administration	15, III; 19, III
National Institute of Standards and Technology	15, II; 37, IV
National Marine Fisheries Service	50, II, IV
National Oceanic and Atmospheric Administration	15, IX; 50, II, III, IV, VI
National Technical Information Service	15, XI
National Telecommunications and Information Administration	15, XXIII; 47, III, IV
National Weather Service	15, IX
Patent and Trademark Office, United States	37, I
Secretary of Commerce, Office of	15, Subtitle A
Commercial Space Transportation	14, III
Commodity Credit Corporation	7, XIV
Commodity Futures Trading Commission	5, XLI; 17, I
Community Planning and Development, Office of Assistant Secretary for	24, V, VI
Community Services, Office of	45, X
Comptroller of the Currency	12, I
Construction Industry Collective Bargaining Commission	29, IX
Consumer Financial Protection Bureau	5, LXXXIV; 12, X
Consumer Product Safety Commission	5, LXXI; 16, II
Copyright Royalty Board	37, III
Corporation for National and Community Service	2, XXII; 45, XII, XXV
Cost Accounting Standards Board	48, 99
Council on Environmental Quality	40, V
Council of the Inspectors General on Integrity and Efficiency	5, XCVIII
Court Services and Offender Supervision Agency for the District of Columbia	5, LXX; 28, VIII
Customs and Border Protection	19, I
Defense, Department of	2, XI; 5, XXVI; 32, Subtitle A; 40, VII
Advanced Research Projects Agency	32, I
Air Force Department	32, VII
Army Department	32, V; 33, II; 36, III; 48, 51
Defense Acquisition Regulations System	48, 2
Defense Intelligence Agency	32, I

Agency	CFR Title, Subtitle or Chapter
Defense Logistics Agency	32, I, XII; 48, 54
Engineers, Corps of	33, II; 36, III
National Imagery and Mapping Agency	32, I
Navy, Department of	32, VI; 48, 52
Secretary of Defense, Office of	2, XI; 32, I
Defense Contract Audit Agency	32, I
Defense Intelligence Agency	32, I
Defense Logistics Agency	32, XII; 48, 54
Defense Nuclear Facilities Safety Board	10, XVII
Delaware River Basin Commission	18, III
Denali Commission	45, IX
Disability, National Council on	5, C; 34, XII
District of Columbia, Court Services and Offender Supervision Agency for the	5, LXX; 28, VIII
Drug Enforcement Administration	21, II
East-West Foreign Trade Board	15, XIII
Economic Affairs, Office of the Under-Secretary for	15, XV
Economic Analysis, Bureau of	15, VIII
Economic Development Administration	13, III
Economic Research Service	7, XXXVII
Education, Department of	2, XXXIV; 5, LIII
Bilingual Education and Minority Languages Affairs, Office of	34, V
Career, Technical, and Adult Education, Office of	34, IV
Civil Rights, Office for	34, I
Educational Research and Improvement, Office of	34, VII
Elementary and Secondary Education, Office of	34, II
Federal Acquisition Regulation	48, 34
Postsecondary Education, Office of	34, VI
Secretary of Education, Office of	34, Subtitle A
Special Education and Rehabilitative Services, Office of	34, III
Educational Research and Improvement, Office of	34, VII
Election Assistance Commission	2, LVIII; 11, II
Elementary and Secondary Education, Office of	34, II
Emergency Oil and Gas Guaranteed Loan Board	13, V
Emergency Steel Guarantee Loan Board	13, IV
Employee Benefits Security Administration	29, XXV
Employees' Compensation Appeals Board	20, IV
Employees Loyalty Board	5, V
Employment and Training Administration	20, V
Employment Policy, National Commission for	1, IV
Employment Standards Administration	20, VI
Endangered Species Committee	50, IV
Energy, Department of	2, IX; 5, XXIII; 10, II, III, X
Federal Acquisition Regulation	48, 9
Federal Energy Regulatory Commission	5, XXIV; 18, I
Property Management Regulations	41, 109
Energy, Office of	7, XXIX
Engineers, Corps of	33, II; 36, III
Engraving and Printing, Bureau of	31, VI
Environmental Protection Agency	2, XV; 5, LIV; 40, I, IV, VII
Federal Acquisition Regulation	48, 15
Property Management Regulations	41, 115
Environmental Quality, Office of	7, XXXI
Equal Employment Opportunity Commission	5, LXII; 29, XIV
Equal Opportunity, Office of Assistant Secretary for	24, I
Executive Office of the President	3, I
Environmental Quality, Council on	40, V
Management and Budget, Office of	2, Subtitle A; 5, III, LXXXVII; 14, VI; 48, 99
National Drug Control Policy, Office of	2, XXXVI; 21, III
National Security Council	32, XXI; 47, II
Presidential Documents	3
Science and Technology Policy, Office of	32, XXIV; 47, II
Trade Representative, Office of the United States	15, XX

Agency	CFR Title, Subtitle or Chapter
Export-Import Bank of the United States	2, XXXV; 5, LII; 12, IV
Family Assistance, Office of	45, II
Farm Credit Administration	5, XXXI; 12, VI
Farm Credit System Insurance Corporation	5, XXX; 12, XIV
Farm Service Agency	7, VII, XVIII
Federal Acquisition Regulation	48, I
Federal Aviation Administration	14, I
Commercial Space Transportation	14, III
Federal Claims Collection Standards	31, IX
Federal Communications Commission	5, XXIX; 47, I
Federal Contract Compliance Programs, Office of	41, 60
Federal Crop Insurance Corporation	7, IV
Federal Deposit Insurance Corporation	5, XXII; 12, III
Federal Election Commission	5, XXXVII; 11, I
Federal Emergency Management Agency	44, I
Federal Employees Group Life Insurance Federal Acquisition Regulation	48, 21
Federal Employees Health Benefits Acquisition Regulation	48, 16
Federal Energy Regulatory Commission	5, XXIV; 18, I
Federal Financial Institutions Examination Council	12, XI
Federal Financing Bank	12, VIII
Federal Highway Administration	23, I, II
Federal Home Loan Mortgage Corporation	1, IV
Federal Housing Enterprise Oversight Office	12, XVII
Federal Housing Finance Agency	5, LXXX; 12, XII
Federal Labor Relations Authority	5, XIV, XLIX; 22, XIV
Federal Law Enforcement Training Center	31, VII
Federal Management Regulation	41, 102
Federal Maritime Commission	46, IV
Federal Mediation and Conciliation Service	29, XII
Federal Mine Safety and Health Review Commission	5, LXXIV; 29, XXVII
Federal Motor Carrier Safety Administration	49, III
Federal Permitting Improvement Steering Council	40, IX
Federal Prison Industries, Inc.	28, III
Federal Procurement Policy Office	48, 99
Federal Property Management Regulations	41, 101
Federal Railroad Administration	49, II
Federal Register, Administrative Committee of	1, I
Federal Register, Office of	1, II
Federal Reserve System	12, II
Board of Governors	5, LVIII
Federal Retirement Thrift Investment Board	5, VI, LXXVI
Federal Service Impasses Panel	5, XIV
Federal Trade Commission	5, XLVII; 16, I
Federal Transit Administration	49, VI
Federal Travel Regulation System	41, Subtitle F
Financial Crimes Enforcement Network	31, X
Financial Research Office	12, XVI
Financial Stability Oversight Council	12, XIII
Fine Arts, Commission of	45, XXI
Fiscal Service	31, II
Fish and Wildlife Service, United States	50, I, IV
Food and Drug Administration	21, I
Food and Nutrition Service	7, II
Food Safety and Inspection Service	9, III
Foreign Agricultural Service	7, XV
Foreign Assets Control, Office of	31, V
Foreign Claims Settlement Commission of the United States	45, V
Foreign Service Grievance Board	22, IX
Foreign Service Impasse Disputes Panel	22, XIV
Foreign Service Labor Relations Board	22, XIV
Foreign-Trade Zones Board	15, IV
Forest Service	36, II
General Services Administration	5, LVII; 41, 105
Contract Appeals, Board of	48, 61
Federal Acquisition Regulation	48, 5
Federal Management Regulation	41, 102

Agency	CFR Title, Subtitle or Chapter
Federal Property Management Regulations	41, 101
Federal Travel Regulation System	41, Subtitle F
General	41, 300
Payment From a Non-Federal Source for Travel Expenses	41, 304
Payment of Expenses Connected With the Death of Certain Employees	41, 303
Relocation Allowances	41, 302
Temporary Duty (TDY) Travel Allowances	41, 301
Geological Survey	30, IV
Government Accountability Office	4, I
Government Ethics, Office of	5, XVI
Government National Mortgage Association	24, III
Grain Inspection, Packers and Stockyards Administration	7, VIII; 9, II
Great Lakes St. Lawrence Seaway Development Corporation	33, IV
Gulf Coast Ecosystem Restoration Council	2, LIX; 40, VIII
Harry S. Truman Scholarship Foundation	45, XVIII
Health and Human Services, Department of	2, III; 5, XLV; 45, Subtitle A
Centers for Medicare & Medicaid Services	42, IV
Child Support Enforcement, Office of	45, III
Children and Families, Administration for	45, II, III, IV, X, XIII
Community Services, Office of	45, X
Family Assistance, Office of	45, II
Federal Acquisition Regulation	48, 3
Food and Drug Administration	21, I
Indian Health Service	25, V
Inspector General (Health Care), Office of	42, V
Public Health Service	42, I
Refugee Resettlement, Office of	45, IV
Homeland Security, Department of	2, XXX; 5, XXXVI; 6, I; 8, I
Coast Guard	33, I; 46, I; 49, IV
Coast Guard (Great Lakes Pilotage)	46, III
Customs and Border Protection	19, I
Federal Emergency Management Agency	44, I
Human Resources Management and Labor Relations Systems	5, XCVII
Immigration and Customs Enforcement Bureau	19, IV
Transportation Security Administration	49, XII
HOPE for Homeowners Program, Board of Directors of	24, XXIV
Housing, Office of, and Multifamily Housing Assistance	24, IV
Restructuring, Office of	
Housing and Urban Development, Department of	2, XXIV; 5, LXV; 24, Subtitle B
Community Planning and Development, Office of Assistant Secretary for	24, V, VI
Equal Opportunity, Office of Assistant Secretary for	24, I
Federal Acquisition Regulation	48, 24
Federal Housing Enterprise Oversight, Office of	12, XVII
Government National Mortgage Association	24, III
Housing—Federal Housing Commissioner, Office of Assistant Secretary for	24, II, VIII, X, XX
Housing, Office of, and Multifamily Housing Assistance	24, IV
Restructuring, Office of	
Inspector General, Office of	24, XII
Public and Indian Housing, Office of Assistant Secretary for	24, IX
Secretary, Office of	24, Subtitle A, VII
Housing—Federal Housing Commissioner, Office of Assistant Secretary for	24, II, VIII, X, XX
Housing, Office of, and Multifamily Housing Assistance	24, IV
Restructuring, Office of	
Immigration and Customs Enforcement Bureau	19, IV
Immigration Review, Executive Office for	8, V
Independent Counsel, Office of	28, VII
Independent Counsel, Offices of	28, VI
Indian Affairs, Bureau of	25, I, V
Indian Affairs, Office of the Assistant Secretary	25, VI

Agency	CFR Title, Subtitle or Chapter
Indian Arts and Crafts Board	25, II
Indian Health Service	25, V
Industry and Security, Bureau of	15, VII
Information Resources Management, Office of	7, XXVII
Information Security Oversight Office, National Archives and Records Administration	32, XX
Inspector General	
Agriculture Department	7, XXVI
Health and Human Services Department	42, V
Housing and Urban Development Department	24, XII, XV
Institute of Peace, United States	22, XVII
Inter-American Foundation	5, LXIII; 22, X
Interior, Department of	2, XIV
American Indians, Office of the Special Trustee	25, VII
Endangered Species Committee	50, IV
Federal Acquisition Regulation	48, 14
Federal Property Management Regulations System	41, 114
Fish and Wildlife Service, United States	50, I, IV
Geological Survey	30, IV
Indian Affairs, Bureau of	25, I, V
Indian Affairs, Office of the Assistant Secretary	25, VI
Indian Arts and Crafts Board	25, II
Land Management, Bureau of	43, II
National Indian Gaming Commission	25, III
National Park Service	36, I
Natural Resource Revenue, Office of	30, XII
Ocean Energy Management, Bureau of	30, V
Reclamation, Bureau of	43, I
Safety and Environmental Enforcement, Bureau of	30, II
Secretary of the Interior, Office of	2, XIV; 43, Subtitle A
Surface Mining Reclamation and Enforcement, Office of	30, VII
Internal Revenue Service	26, I
International Boundary and Water Commission, United States and Mexico, United States Section	22, XI
International Development, United States Agency for	22, II
Federal Acquisition Regulation	48, 7
International Development Cooperation Agency, United States	22, XII
International Development Finance Corporation, U.S.	5, XXXIII; 22, VII
International Joint Commission, United States and Canada	22, IV
International Organizations Employees Loyalty Board	5, V
International Trade Administration	15, III; 19, III
International Trade Commission, United States	19, II
Interstate Commerce Commission	5, XL
Investment Security, Office of	31, VIII
James Madison Memorial Fellowship Foundation	45, XXIV
Japan–United States Friendship Commission	22, XVI
Joint Board for the Enrollment of Actuaries	20, VIII
Justice, Department of	2, XXVIII; 5, XXVIII;
	28, I, XI; 40, IV
Alcohol, Tobacco, Firearms, and Explosives, Bureau of	27, II
Drug Enforcement Administration	21, II
Federal Acquisition Regulation	48, 28
Federal Claims Collection Standards	31, IX
Federal Prison Industries, Inc.	28, III
Foreign Claims Settlement Commission of the United States	45, V
Immigration Review, Executive Office for	8, V
Independent Counsel, Offices of	28, VI
Prisons, Bureau of	28, V
Property Management Regulations	41, 128
Labor, Department of	2, XXIX; 5, XLII
Benefits Review Board	20, VII
Employee Benefits Security Administration	29, XXV
Employees' Compensation Appeals Board	20, IV
Employment and Training Administration	20, V
Federal Acquisition Regulation	48, 29

Agency	CFR Title, Subtitle or Chapter
Federal Contract Compliance Programs, Office of	41, 60
Federal Procurement Regulations System	41, 50
Labor-Management Standards, Office of	29, II, IV
Mine Safety and Health Administration	30, I
Occupational Safety and Health Administration	29, XVII
Public Contracts	41, 50
Secretary of Labor, Office of	29, Subtitle A
Veterans' Employment and Training Service, Office of the Assistant Secretary for	41, 61; 20, IX
Wage and Hour Division	29, V
Workers' Compensation Programs, Office of	20, I, VI
Labor-Management Standards, Office of	29, II, IV
Land Management, Bureau of	43, II
Legal Services Corporation	45, XVI
Libraries and Information Science, National Commission on	45, XVII
Library of Congress	36, VII
Copyright Royalty Board	37, III
U.S. Copyright Office	37, II
Management and Budget, Office of	5, III, LXXVII; 14, VI; 48, 99
Marine Mammal Commission	50, V
Maritime Administration	46, II
Merit Systems Protection Board	5, II, LXIV
Micronesian Status Negotiations, Office for	32, XXVII
Military Compensation and Retirement Modernization Commission	5, XCIX
Millennium Challenge Corporation	22, XIII
Mine Safety and Health Administration	30, I
Minority Business Development Agency	15, XIV
Miscellaneous Agencies	1, IV
Monetary Offices	31, I
Morris K. Udall Scholarship and Excellence in National Environmental Policy Foundation	36, XVI
Museum and Library Services, Institute of	2, XXXI
National Aeronautics and Space Administration	2, XVIII; 5, LIX; 14, V
Federal Acquisition Regulation	48, 18
National Agricultural Library	7, XLI
National Agricultural Statistics Service	7, XXXVI
National and Community Service, Corporation for	2, XXII; 45, XII, XXV
National Archives and Records Administration	2, XXVI; 5, LXVI; 36, XII
Information Security Oversight Office	32, XX
National Capital Planning Commission	1, IV, VI
National Counterintelligence Center	32, XVIII
National Credit Union Administration	5, LXXXVI; 12, VII
National Crime Prevention and Privacy Compact Council	28, IX
National Drug Control Policy, Office of	2, XXXVI; 21, III
National Endowment for the Arts	2, XXXII
National Endowment for the Humanities	2, XXXIII
National Foundation on the Arts and the Humanities	45, XI
National Geospatial-Intelligence Agency	32, I
National Highway Traffic Safety Administration	23, II, III; 47, VI; 49, V
National Imagery and Mapping Agency	32, I
National Indian Gaming Commission	25, III
National Institute of Food and Agriculture	7, XXXIV
National Institute of Standards and Technology	15, II; 37, IV
National Intelligence, Office of Director of	5, IV; 32, XVII
National Labor Relations Board	5, LXI; 29, I
National Marine Fisheries Service	50, II, IV
National Mediation Board	5, CI; 29, X
National Oceanic and Atmospheric Administration	15, IX; 50, II, III, IV, VI
National Park Service	36, I
National Railroad Adjustment Board	29, III
National Railroad Passenger Corporation (AMTRAK)	49, VII
National Science Foundation	2, XXV; 5, XLIII; 45, VI
Federal Acquisition Regulation	48, 25
National Security Council	32, XXI; 47, II

Agency	CFR Title, Subtitle or Chapter
National Technical Information Service	15, XI
National Telecommunications and Information Administration	15, XXIII; 47, III, IV, V
National Transportation Safety Board	49, VIII
Natural Resource Revenue, Office of	30, XII
Natural Resources Conservation Service	7, VI
Navajo and Hopi Indian Relocation, Office of	25, IV
Navy, Department of	32, VI
Federal Acquisition Regulation	48, 52
Neighborhood Reinvestment Corporation	24, XXV
Northeast Interstate Low-Level Radioactive Waste Commission	10, XVIII
Nuclear Regulatory Commission	2, XX; 5, XLVIII; 10, I
Federal Acquisition Regulation	48, 20
Occupational Safety and Health Administration	29, XVII
Occupational Safety and Health Review Commission	29, XX
Ocean Energy Management, Bureau of	30, V
Oklahoma City National Memorial Trust	36, XV
Operations Office	7, XXVIII
Patent and Trademark Office, United States	37, I
Payment From a Non-Federal Source for Travel Expenses	41, 304
Payment of Expenses Connected With the Death of Certain Employees	41, 303
Peace Corps	2, XXXVII; 22, III
Pennsylvania Avenue Development Corporation	36, IX
Pension Benefit Guaranty Corporation	29, XL
Personnel Management, Office of	5, I, IV, XXXV; 45, VIII
Federal Acquisition Regulation	48, 17
Federal Employees Group Life Insurance Federal Acquisition Regulation	48, 21
Federal Employees Health Benefits Acquisition Regulation	48, 16
Human Resources Management and Labor Relations Systems, Department of Homeland Security	5, XCVII
Pipeline and Hazardous Materials Safety Administration	49, I
Postal Regulatory Commission	5, XLVI; 39, III
Postal Service, United States	5, LX; 39, I
Postsecondary Education, Office of	34, VI
President's Commission on White House Fellowships	1, IV
Presidential Documents	3
Presidio Trust	36, X
Prisons, Bureau of	28, V
Privacy and Civil Liberties Oversight Board	6, X
Procurement and Property Management, Office of	7, XXXII
Public and Indian Housing, Office of Assistant Secretary for	24, IX
Public Contracts, Department of Labor	41, 50
Public Health Service	42, I
Railroad Retirement Board	20, II
Reclamation, Bureau of	43, I
Refugee Resettlement, Office of	45, IV
Relocation Allowances	41, 302
Research and Innovative Technology Administration	49, XI
Rural Business-Cooperative Service	7, XVIII, XLII
Rural Development Administration	7, XLII
Rural Housing Service	7, XVIII, XXXV
Rural Utilities Service	7, XVII, XVIII, XLII
Safety and Environmental Enforcement, Bureau of	30, II
Science and Technology Policy, Office of, and National Security Council	32, XXIV; 47, II
Secret Service	31, IV
Securities and Exchange Commission	5, XXXIV; 17, II
Selective Service System	32, XVI
Small Business Administration	2, XXVII; 13, I
Smithsonian Institution	36, V
Social Security Administration	2, XXIII; 20, III; 48, 23
Soldiers' and Airmen's Home, United States	5, XI
Special Counsel, Office of	5, VIII
Special Education and Rehabilitative Services, Office of	34, III

Agency	CFR Title, Subtitle or Chapter
State, Department of	2, VI; 22, I; 28, XI
Federal Acquisition Regulation	48, 6
Surface Mining Reclamation and Enforcement, Office of	30, VII
Surface Transportation Board	49, X
Susquehanna River Basin Commission	18, VIII
Tennessee Valley Authority	5, LXIX; 18, XIII
Trade Representative, United States, Office of	15, XX
Transportation, Department of	2, XII; 5, L
Commercial Space Transportation	14, III
Emergency Management and Assistance	44, IV
Federal Acquisition Regulation	48, 12
Federal Aviation Administration	14, I
Federal Highway Administration	23, I, II
Federal Motor Carrier Safety Administration	49, III
Federal Railroad Administration	49, II
Federal Transit Administration	49, VI
Great Lakes St. Lawrence Seaway Development Corporation	33, IV
Maritime Administration	46, II
National Highway Traffic Safety Administration	23, II, III; 47, IV; 49, V
Pipeline and Hazardous Materials Safety Administration	49, I
Secretary of Transportation, Office of	14, II; 49, Subtitle A
Transportation Statistics Bureau	49, XI
Transportation, Office of	7, XXXIII
Transportation Security Administration	49, XII
Transportation Statistics Bureau	49, XI
Travel Allowances, Temporary Duty (TDY)	41, 301
Treasury, Department of the	2, X; 5, XXI; 12, XV; 17, IV; 31, IX
Alcohol and Tobacco Tax and Trade Bureau	27, I
Community Development Financial Institutions Fund	12, XVIII
Comptroller of the Currency	12, I
Customs and Border Protection	19, I
Engraving and Printing, Bureau of	31, VI
Federal Acquisition Regulation	48, 10
Federal Claims Collection Standards	31, IX
Federal Law Enforcement Training Center	31, VII
Financial Crimes Enforcement Network	31, X
Fiscal Service	31, II
Foreign Assets Control, Office of	31, V
Internal Revenue Service	26, I
Investment Security, Office of	31, VIII
Monetary Offices	31, I
Secret Service	31, IV
Secretary of the Treasury, Office of	31, Subtitle A
Truman, Harry S. Scholarship Foundation	45, XVIII
United States Agency for Global Media	22, V
United States and Canada, International Joint Commission	22, IV
United States and Mexico, International Boundary and Water Commission, United States Section	22, XI
U.S. Copyright Office	37, II
U.S. Office of Special Counsel	5, CII
Utah Reclamation Mitigation and Conservation Commission	43, III
Veterans Affairs, Department of	2, VIII; 38, I
Federal Acquisition Regulation	48, 8
Veterans' Employment and Training Service, Office of the Assistant Secretary for	41, 61; 20, IX
Vice President of the United States, Office of	32, XXVIII
Wage and Hour Division	29, V
Water Resources Council	18, VI
Workers' Compensation Programs, Office of	20, I, VII
World Agricultural Outlook Board	7, XXXVIII

List of CFR Sections Affected

All changes in this volume of the Code of Federal Regulations (CFR) that were made by documents published in the FEDERAL REGISTER since January 1, 2016 are enumerated in the following list. Entries indicate the nature of the changes effected. Page numbers refer to FEDERAL REGISTER pages. The user should consult the entries for chapters, parts and sub-parts as well as sections for revisions.

For changes to this volume of the CFR prior to this listing, consult the annual edition of the monthly List of CFR Sections Affected (LSA). The LSA is available at *www.govinfo.gov*. For changes to this volume of the CFR prior to 2001, see the “List of CFR Sections Affected, 1949–1963, 1964–1972, 1973–1985, and 1986–2000” published in 11 separate volumes. The “List of CFR Sections Affected 1986–2000” is available at *www.govinfo.gov*.

2016

40 CFR

81 FR
Page

Chapter I	
435 Authority citation revised	41857
435.33 Added; eff. 8-29-16.....	41857
(a)(3) added	67192, 88127
Regulation at 81 FR 67192 with-	
drawn	85445
435.34 Added; eff. 8-29-16.....	41857
501 Policy statement	30183
600.001 (a) revised	74000
600.002 Amended	74000
600.113-12 (m), (n) introductory	
text, (2) and (3) revised; (o)	
added	74000
600.116-12 (c)(2) through (9) redes-	
ignated as (c)(3) through (10);	
new (c)(2) added; (c)(1) intro-	
ductory text, new (4), new (5)	
introductory text, (d)(1)(i)(C),	
(ii), (2)(ii) and (3) revised	74001
600.208-12 (a)(2)(iii) revised	74002
600.210-12 (c)(2)(iv)(C) revised	74002
600.311-12 (g) revised	74002
600.510-12 (c)(1)(ii) amended;	
(c)(2)(vi) introductory text,	
(vii)(A) introductory text and	
(h) revised	74003

2017

40 CFR

82 FR
Page

Chapter I	
441 Added; eff. 7-14-17.....	27176
441.30 (a)(1)(iii) corrected.....	28777, 30997

2018—2019

(No regulations published in 2018 or
2019)

2020

40 CFR

85 FR
Page

Chapter I	
425 Notification	32094
503.18 Revised	69205
503.28 Revised	69205
503.48 Revised	69205
600 Technical correction	40905
600.113-12 (n) introductory text,	
(1), and (3) revised	25271
600.510-12 (c)(2)(vii) introductory	
text added; (c)(2) (c)(2)(vi) in-	
troductory text, (vii)(B) intro-	
ductory text, (j)(2)(v) introduc-	
tory text, (vii)(A) introductory	
text, and (B) introductory text	
revised	25272
600.510-12 (h) introductory text	
and (h)(1) revised	53679

40 CFR (7-1-21 Edition)

2021

(No regulations published from
January 1, 2021, through July 1, 2021)

