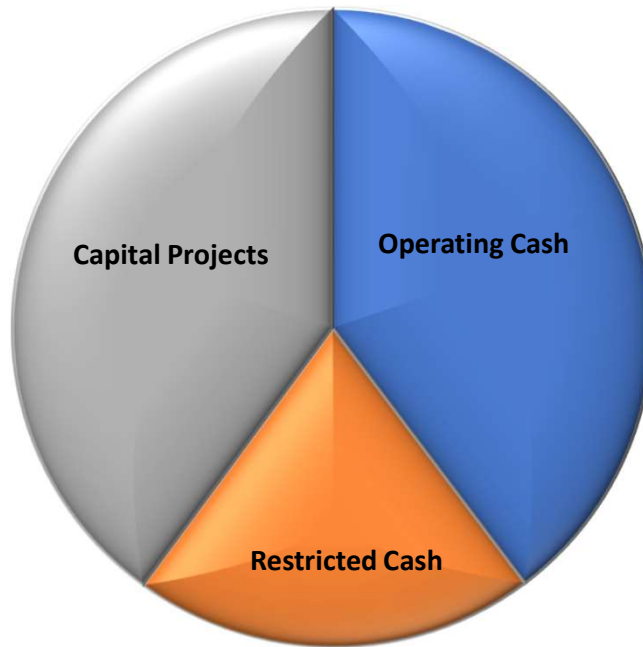
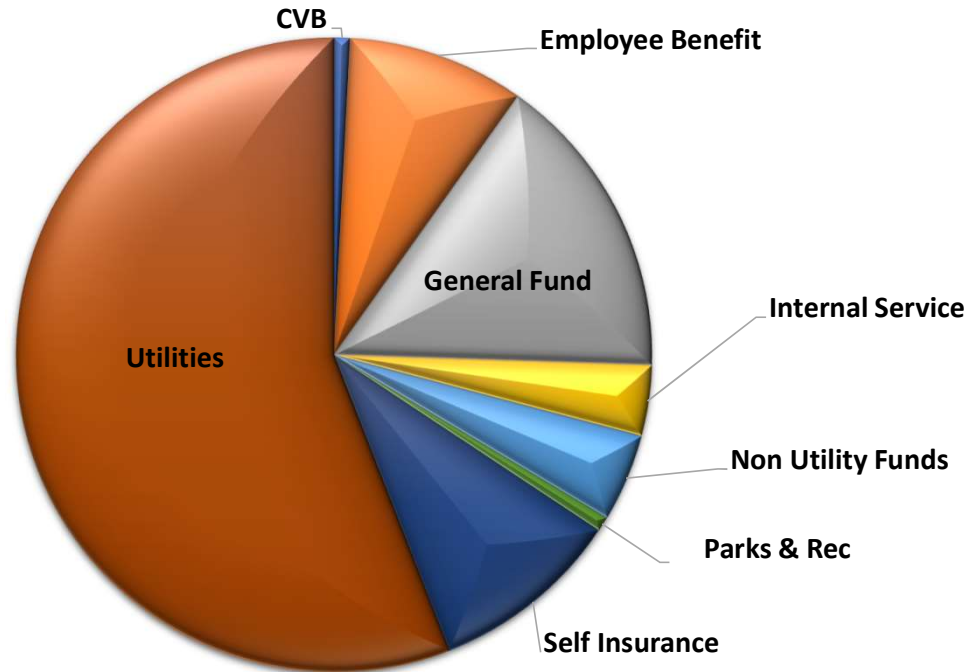



Total Cash Balance



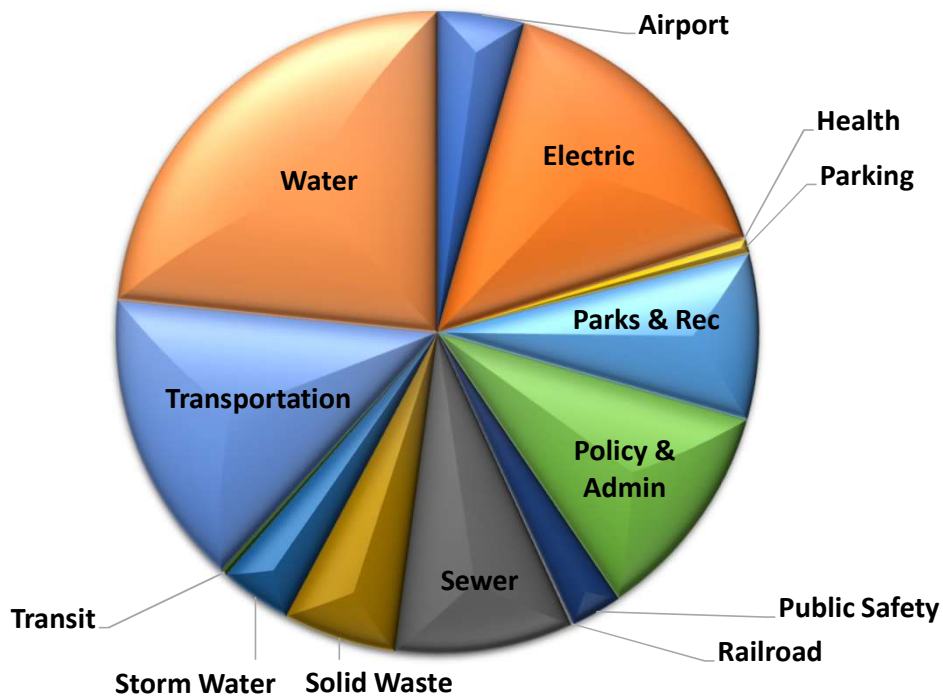
Cash Balances	9/30/2023	6/30/2024	9/30/2024	YTD Change	QTD Change
Operating Cash	186,730,347	193,212,355	214,937,158	15%	11%
Restricted Cash	118,714,966	116,424,946	110,308,789	-7%	-5%
Capital Projects	178,739,709	225,173,632	215,969,516	21%	-4%
Total	484,185,022	534,810,934	541,215,462	12%	1%



Funds	9/30/2023	6/30/2024	9/30/2024	YTD Change	QTD Change
CVB	1,958,835	1,587,545	1,764,261	-10%	11%
Employee Benefit	16,410,108	18,494,957	19,345,285	18%	5%
General Fund	45,372,805	42,980,650	33,737,845	-26%	-22%
Internal Service	3,949,703	3,944,620	7,749,057	96%	96%
Non Utility Funds	5,654,433	6,469,155	9,558,974	69%	48%
Parks & Rec	2,752,892	4,388,650	1,607,392	-42%	-63%
Self Insurance	20,368,671	21,042,584	21,019,067	3%	0%
Utilities	90,262,900	94,304,194	120,155,278	33%	27%
Total	186,730,347	193,212,355	214,937,158	15%	11%



Restrictions	9/30/2023	6/30/2024	9/30/2024	YTD Change	QTD Change
ARPA Funds	21,859,624	22,987,647	22,489,244	3%	-2%
Debt Obligations	37,475,005	42,240,637	26,476,996	-29%	-37%
Designated Loan Fund	8,178,161	3,755,118	6,459,662	-21%	72%
Internal Reserve	8,356,690	8,132,827	8,162,992	-2%	0%
Special Revenue	33,865,075	30,482,902	36,860,976	9%	21%
Trust Funds	1,145,848	1,737,082	1,639,874	43%	-6%
Utility Deposits	7,834,565	7,088,733	8,219,044	5%	16%
Total	118,714,966	116,424,946	110,308,789	-7%	-5%



Project Accounts	9/30/2023	6/30/2024	9/30/2024	YTD Change	QTD Change
Airport	9,908,204	10,098,429	9,457,912	-5%	-6%
Electric	35,139,055	36,643,599	34,164,571	-3%	-7%
Health	207,651	207,651	207,651	0%	0%
Parking	1,515,721	1,744,328	1,583,213	4%	-9%
Parks & Rec	13,695,427	19,615,924	18,057,351	32%	-8%
Policy & Admin	18,249,544	22,629,479	23,981,526	31%	6%
Public Safety	4,405,567	4,817,697	5,528,608	25%	15%
Railroad	163,374	263,374	252,789	55%	-4%
Sewer	21,840,267	21,677,428	19,333,673	-11%	-11%
Solid Waste	11,485,200	12,396,868	12,289,006	7%	-1%
Storm Water	6,786,863	8,191,564	7,820,802	15%	-5%
Transit	2,262,542	3,475,473	656,042	-71%	-81%
Transportation	27,161,281	31,787,813	32,162,294	18%	1%
Water	25,919,012	51,624,006	50,474,078	95%	-2%
Total	\$178,739,709	\$225,173,632	\$215,969,516	21%	-4%