

Summary Report

22 February 2022 - 11 March 2024

City of Columbia, MO

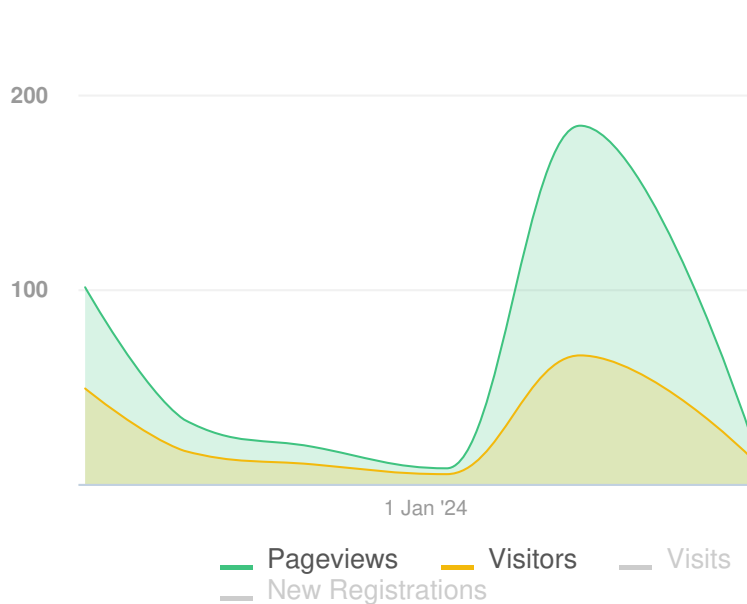
PROJECTS SELECTED: 1

Hanover Boulevard traffic calming project

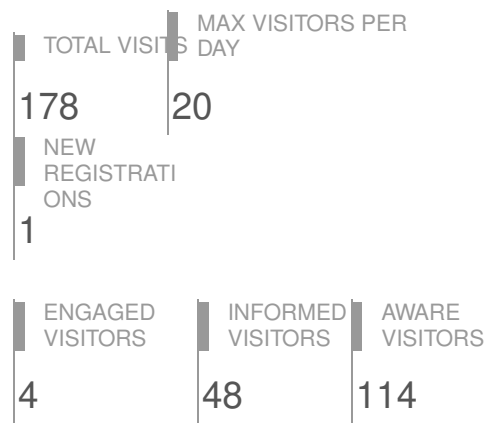
FULL LIST AT THE END OF THE REPORT



Visitors Summary



Highlights



PARTICIPANT SUMMARY

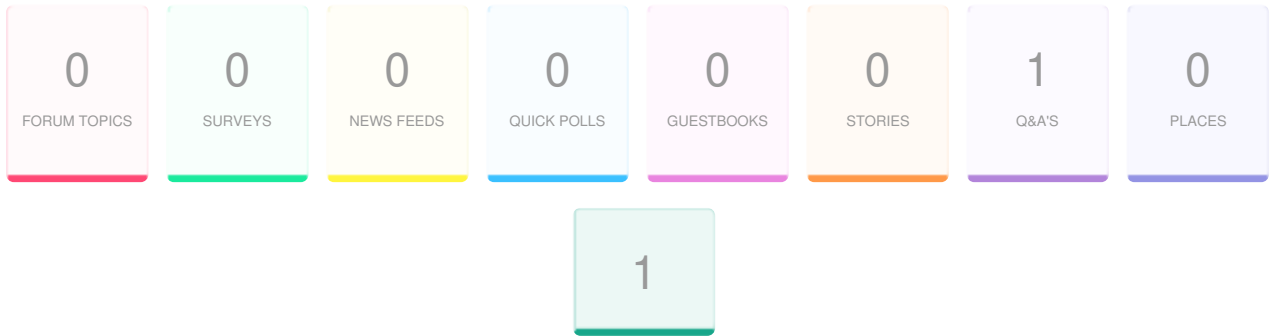
ENGAGED	4 ENGAGED PARTICIPANTS			(%)
	Registered	Unverified	Anonymous	
INFORMED	Contributed on Forums	0	0	0
	Participated in Surveys	0	0	0
	Contributed to Newsfeeds	0	0	0
	Participated in Quick Polls	0	0	0
AWARE	Posted on Guestbooks	0	0	0
	Contributed to Stories	0	0	0
	Asked Questions	0	0	0
	Placed Pins on Places	0	0	0
	Contributed to Ideas	4	0	0
	<i>* A single engaged participant can perform multiple actions</i>			<i>* Calculated as a percentage of total visits to the Project</i>
ENGAGED	48 INFORMED PARTICIPANTS			(%)
			Participants	
INFORMED	Viewed a video		0	
	Viewed a photo		0	
	Downloaded a document		31	
	Visited the Key Dates page		3	
AWARE	Visited an FAQ list Page		0	
	Visited Instagram Page		0	
	Visited Multiple Project Pages		44	
	Contributed to a tool (engaged)		4	
	<i>* A single informed participant can perform multiple actions</i>			<i>* Calculated as a percentage of total visits to the Project</i>
ENGAGED	114 AWARE PARTICIPANTS			
			Participants	
INFORMED	Visited at least one Page		114	
AWARE				
	<i>* Aware user could have also performed an Informed or Engaged Action</i>			<i>* Total list of unique visitors to the project</i>

Hanover Boulevard traffic ca..	4 (3.5%)
--------------------------------	----------

Hanover Boulevard traffic ca..	48 (42.1%)
--------------------------------	------------

Hanover Boulevard traffic ca..	114
--------------------------------	-----

ENGAGEMENT TOOLS SUMMARY



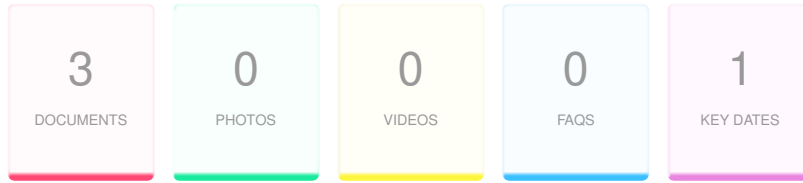
Q & A SUMMARY	
1	Q&As
0	Contributors
0	Questions

TOP 3 Q & A BASED ON CONTRIBUTORS
<p>0</p> <p>Contributors to</p> <hr style="width: 20%; margin: 0 auto;"/> <p>Questions</p>

IDEAS SUMMARY	
1	Ideas
4	Contributors
5	Contributions

TOP 3 IDEAS BASED ON CONTRIBUTORS
<p>4</p> <p>Contributed to</p> <hr style="width: 20%; margin: 0 auto;"/> <p>Comments</p>

INFORMATION WIDGET SUMMARY



DOCUMENTS	
3	Documents
31	Visitors
53	Downloads

TOP 3 DOCUMENTS BASED ON DOWNLOADS		
21 Downloads	17 Downloads	15 Downloads
Hanover Boulevard location map.pdf	Hanover Speed Data.pdf	Hanover Boulevard Traffic Calming Preliminary Plan

KEY DATES	
1	Key Dates
3	Visitors
3	Views

TOP 3 KEY DATES BASED ON VIEWS
3 Views
Hanover Boulevard traffic calming project

TRAFFIC SOURCES OVERVIEW

REFERRER URL	Visits
www.como.gov	46
www.google.com	16
nextdoor.com	5
l.facebook.com	4
www.bing.com	2
android-app	1
lm.facebook.com	1
m.facebook.com	1
mail.google.com	1
out.reddit.com	1
qr1.be	1
www.msn.com	1
www.reddit.com	1

SELECTED PROJECTS - FULL LIST

PROJECT TITLE	AWARE	INFORMED	ENGAGED
Hanover Boulevard traffic calming project	114	48	4

AndrewS

Narrow automotive travel lanes by adding a 2-way protected bike lane in place of the current painted bike lanes on either side of the road.

Idea would be a budget friendly protected bike lane using plastic flex posts and rubber curbs. This would create a safer place for kids and parents to bicycle while slowing traffic by narrowing the automotive travel lanes.



stacyek

I wonder if adding stop signs at Hanover and Olympic might help. Not a big fan of speed bumps, but not totally opposed.

Cfields4498

While you are reviewing Hanover, McKee Street needs speed bumps by the park or something.

McKee Street is a lot more narrow than Hanover with people parking on both sides of the street. People fly down going almost 40 to 50 mph. Plus there is the issue with the park being right there. Speed bumps have been placed near most residential parks, yet there are none near McKee park.