


Cash Balance Update as of 03/31/2023

Total Cash Balance

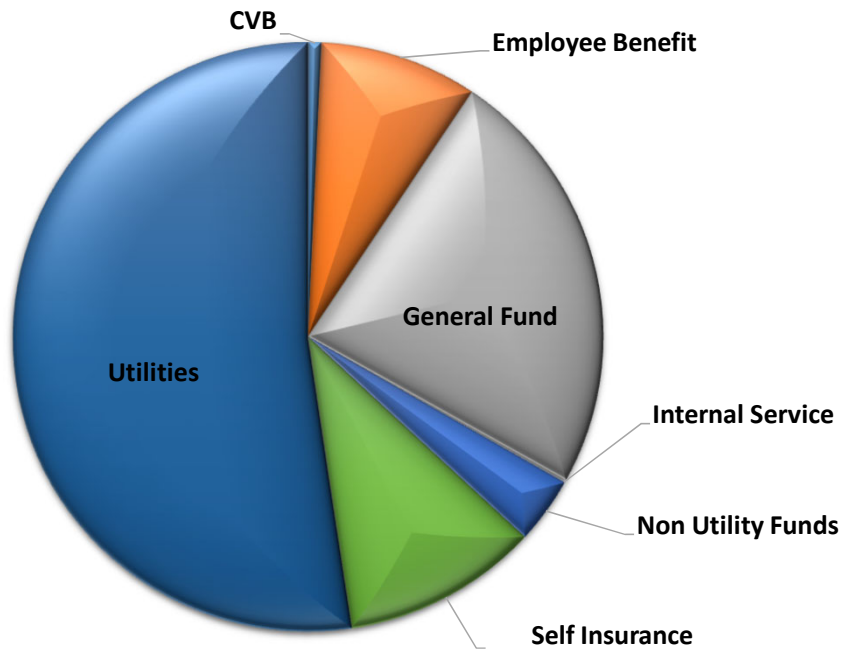


Cash Balances	3/31/2022	12/31/2022	3/31/2023	YTD Change	QTD Change
Operating Cash	170,783,764	157,810,998	173,412,405	2%	10%
Restricted Cash	92,959,228	111,560,168	111,830,110	20%	0%
Capital Projects	183,956,428	191,124,956	187,354,002	2%	-2%
Total	447,699,420	460,496,121	472,596,517	6%	3%



Cash Balance Update as of 03/31/2023


Operating Cash



Funds	3/31/2022	12/31/2022	3/31/2023	YTD Change	QTD Change
CVB	634,706	1,172,229	1,263,903	99%	8%
Employee Benefit	13,128,052	14,161,044	15,009,686	14%	6%
General Fund	44,032,625	32,218,116	41,090,698	-7%	28%
Internal Service	6,467,176	305,395	258,443	-96%	-15%
Non Utility Funds	5,737,353	5,374,096	6,316,983	10%	18%
Self Insurance	18,098,975	18,059,408	18,654,440	3%	3%
Utilities	82,684,876	86,520,709	90,818,252	10%	5%
Total	170,783,764	157,810,998	173,412,405	2%	10%

Cash Balance Update as of 03/31/2023

Restricted Cash

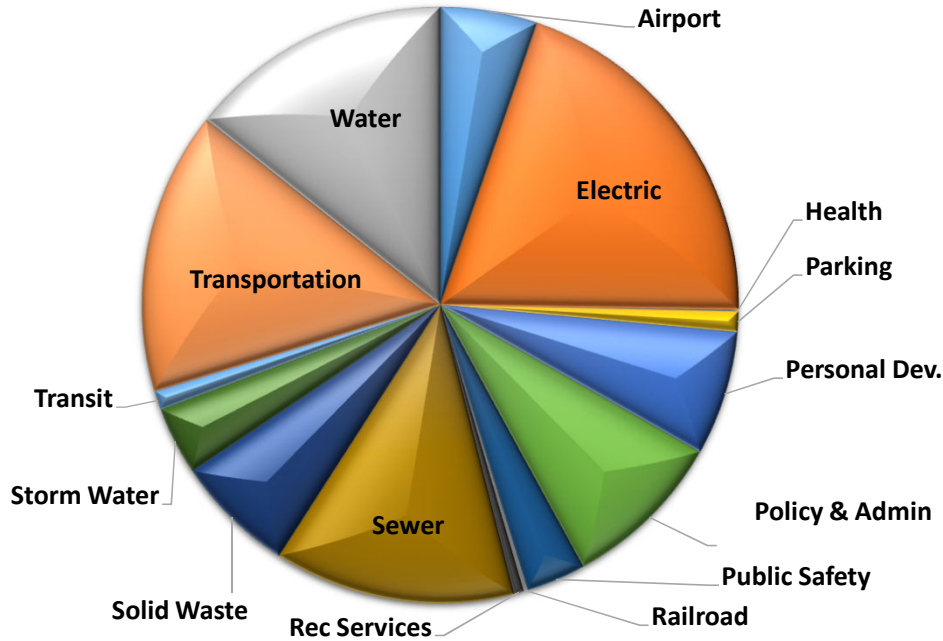


Restrictions	3/31/2022	12/31/2022	3/31/2023	YTD Change	QTD Change
ARPA Funds	12,703,312	25,081,016	25,081,016	97%	0%
Debt Obligations	32,599,657	33,307,739	31,297,110	-4%	-6%
Designated Loan Fund	7,191,905	7,447,620	7,613,733	6%	2%
Internal Reserve	7,514,425	9,252,146	8,604,600	15%	-7%
Land Acquisition	1,325,352	0	0	0%	0%
Special Revenue	22,526,475	25,919,969	29,542,216	31%	14%
Trust Funds	551,231	1,956,639	1,149,282	108%	-41%
Utility Deposits	8,546,871	8,595,039	8,542,153	0%	-1%
Total	92,959,228	111,560,168	111,830,110	20%	0%



Cash Balance Update as of 03/31/2023

Capital Projects



Project Accounts	3/31/2022	12/31/2022	3/31/2023	YTD Change	QTD Change
Airport	21,468,099	9,455,565	9,856,631	-54%	4%
Electric	31,403,165	38,021,089	37,408,199	19%	-2%
Health	232,909	232,545	232,545	0%	0%
Parking	2,256,237	2,340,176	2,069,144	-8%	-12%
Personal Dev.	4,301,920	11,944,360	12,633,547	194%	6%
Policy & Admin	17,252,335	15,870,935	16,555,097	-4%	4%
Public Safety	7,327,177	9,051,981	6,028,784	-18%	-33%
Railroad	346,226	446,226	446,226	29%	0%
Rec Services	4,974,493	1,007,814	994,939	-80%	-1%
Sewer	26,139,415	25,039,375	24,490,904	-6%	-2%
Solid Waste	12,813,947	12,307,154	12,185,425	-5%	-1%
Storm Water	6,772,788	7,083,206	6,967,497	3%	-2%
Transit	1,852,368	2,245,381	1,874,843	1%	-17%
Transportation	20,676,385	28,782,630	28,772,311	39%	0%
Water	26,138,964	27,296,521	26,837,911	3%	-2%
Total	\$183,956,428	\$191,124,956	\$187,354,002	2%	-2%