




Cash Balance Update as of 6/30/2022

Total Cash Balance

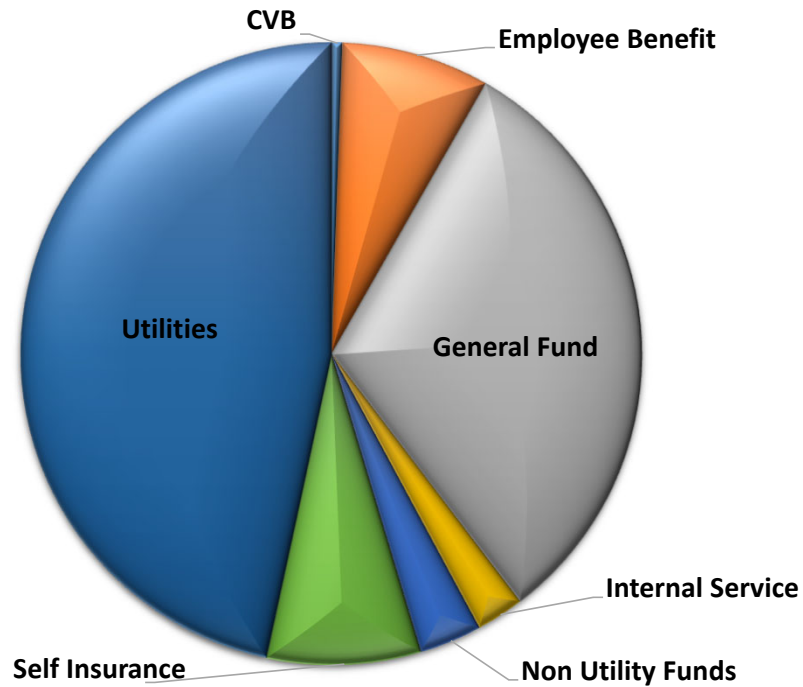


Cash Balances	6/30/2021	3/31/2022	6/30/2022	YTD Change	QTD Change
Operating Cash	190,266,711	170,783,764	172,311,489	-9%	1%
Restricted Cash	89,852,454	92,959,228	112,457,179	25%	21%
Capital Projects	164,846,655	183,956,428	175,826,424	7%	-4%
Total	444,965,820	447,699,420	460,595,092	4%	3%



Cash Balance Update as of 6/30/2022

Operating Cash

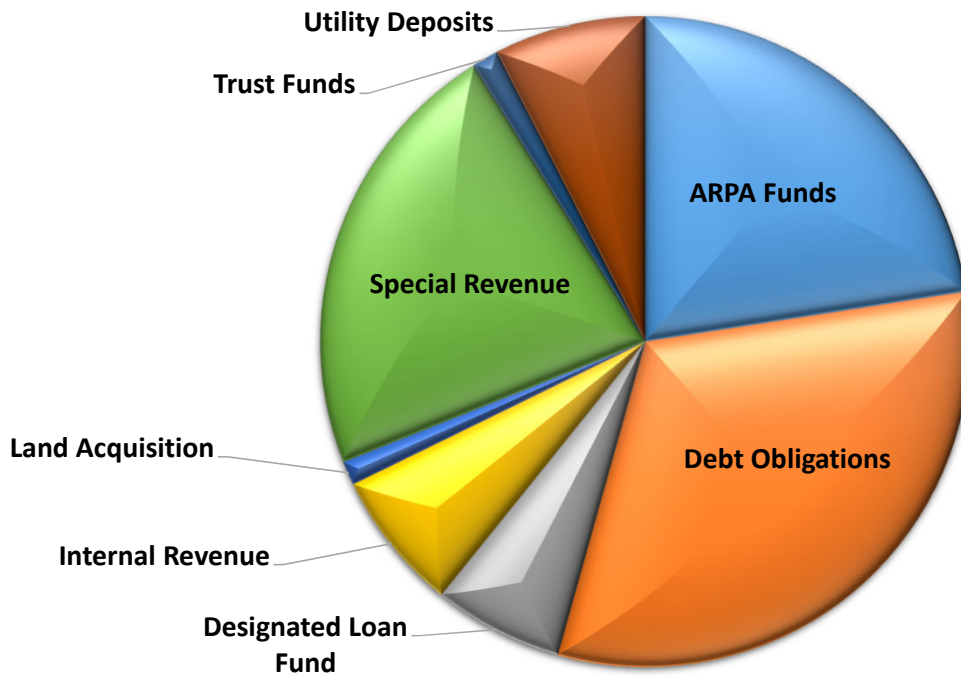


Funds	6/30/2021	3/31/2022	6/30/2022	YTD Change	QTD Change
CVB	619,180	634,706	882,488	43%	39%
Employee Benefit	12,809,988	13,128,052	13,913,370	9%	6%
General Fund	53,885,347	44,032,625	43,224,021	-20%	-2%
Internal Service	4,797,006	6,467,176	4,916,852	2%	-24%
Non Utility Funds	5,167,215	5,737,353	4,781,176	-7%	-17%
Self Insurance	17,466,818	18,098,975	19,065,315	9%	5%
Utilities	95,521,157	82,684,876	85,528,268	-10%	3%
Total	190,266,711	170,783,764	172,311,489	-9%	1%



Cash Balance Update as of 6/30/2022

Restricted Cash

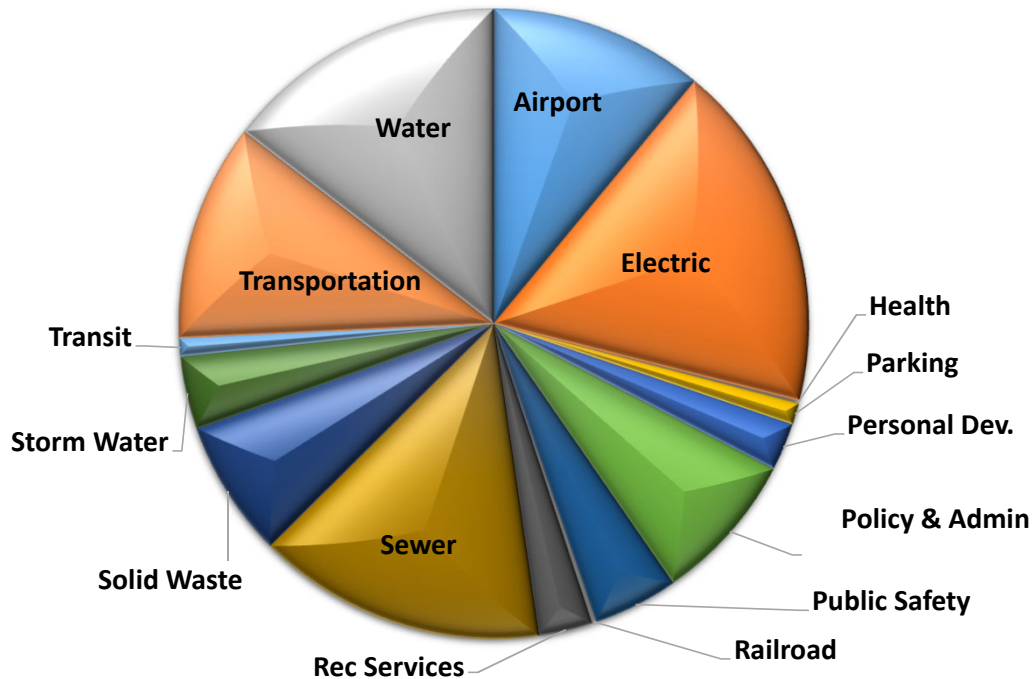


Restrictions	6/30/2021	3/31/2022	6/30/2022	YTD Change	QTD Change
ARPA Funds	12,703,312	12,703,312	25,345,624	100%	100%
Debt Obligations	36,379,119	32,599,657	35,774,562	-2%	10%
Designated Loan Fund	6,785,593	7,191,905	7,265,944	7%	1%
Internal Revenue	8,466,387	7,514,425	7,835,396	-7%	4%
Land Acquisition	0	1,325,352	1,325,352	0%	0%
Special Revenue	16,760,062	22,526,475	24,963,224	49%	11%
Trust Funds	708,696	551,231	1,466,756	107%	166%
Utility Deposits	8,049,285	8,546,871	8,480,319	5%	-1%
Total	89,852,454	92,959,228	112,457,179	25%	21%



Cash Balance Update as of 6/30/2022

Capital Projects



Project Accounts	6/30/2021	3/31/2022	6/30/2022	YTD Change	QTD Change
Airport	22,724,457	21,468,099	17,314,037	-24%	-19%
Electric	26,753,806	31,403,165	29,915,417	12%	-5%
Health	232,909	232,909	232,909	0%	0%
Parking	1,723,552	2,256,237	2,239,383	30%	-1%
Personal Dev.	4,840,316	4,301,920	4,148,395	-14%	-4%
Policy & Admin	13,007,700	17,252,335	15,051,876	16%	-13%
Public Safety	7,985,099	7,327,177	7,495,338	-6%	2%
Railroad	267,915	346,226	346,226	29%	0%
Rec Services	938,342	4,974,493	5,547,955	491%	12%
Sewer	22,158,133	26,139,415	24,699,230	11%	-6%
Solid Waste	9,741,088	12,813,947	12,746,523	31%	-1%
Storm Water	5,083,499	6,772,788	5,906,405	16%	-13%
Transit	1,969,829	1,852,368	1,944,886	-1%	5%
Transportation	22,861,769	20,676,385	22,442,124	-2%	9%
Water	24,558,242	26,138,964	25,795,721	5%	-1%
Total	\$164,846,655	\$183,956,428	\$175,826,424	7%	-4%