











**EXISTING LAND USE**

- |  |  |
|--|--|
|  Single Family Res. |  Commercial           |
|  Duplex Residential |  Industrial/Utilities |
|  Multi-Family Res.  |  Community Facilities |
|  Mobile Home        |  Parks, Open Space    |
|  Office             |  Vacant               |